

What happens at visitation?

FIRST: Check in.

- 1 Check in at the main entrance.** All visitors age 15 and older must show a photo ID at check-in.
- 2 Wash your hands, check for COVID symptoms, and take your temperature.** If you have symptoms of illness (cough, fever, muscle pain, shortness of breath, chills, sore throat, new loss of taste or smell), we cannot let you inside.
- 3 You will have to clear a metal detector before going inside.** This is to make sure that you, your youth, and everyone inside is safe. If you are not able to clear it, you will not be able to visit. Exceptions can be made for metal implants.

➔ **NOTE: You may be required to wear a face covering.** If face coverings are required on the day you visit, we will not be able to let you inside without one. This is to protect all youth living inside from getting COVID-19.

SECOND: Enjoy your visit!

If you are bringing items for your youth, please give them to our staff. Staff will search the items before giving them to your youth.

We prefer that once you are inside, you stay inside for the entire visit. If you do have to go outside for any reason, you will have to clear the metal detector again before coming back in.



Important things to remember:

Please review our clothing rules inside this brochure to make sure your clothing is appropriate before you arrive. This will save you time at check-in and allow you to start your visit quicker.

Be respectful to staff, youth, and other visitors. This includes following staff directions, using appropriate language, and not talking with other youth or families, other than a casual greeting. We work hard to create a positive, family-friendly environment at visitation. We want everyone to feel that they are safe, their privacy is respected, and they can enjoy their visit without disruptions.

Please limit physical contact with your youth to a short embrace at the beginning and end of the visit. Again, this is to make sure visiting is a positive, family-friendly experience for everyone.



Camp Tillamook Youth Transitional Facility

6820 Barracks Circle
Tillamook, OR 97141

Phone: 503-842-4243, Ext. 0

Online:
oregon.gov/oia/camptillamook

Visiting Information

Camp Tillamook Youth Transitional Facility

Updated: March 2023



Visits are an important way for the youth in our custody to stay connected with family. This guide will help you know the rules so that you can visit safely, comfortably, and without disruption.

Request to be on your youth's OYA Approved Visitor List:

- 1 Turn in a Request to Visit form.** You can get this form from our staff or online at: bit.ly/oyacamptillamook. Please turn in the form at least two weeks **before** you visit, so that we have time to process your request.
- 2 OYA uses the information on your form to do a criminal background check.** If you have an arrest or conviction, it does not always mean you cannot come into the facility — it depends on your situation. If you have an active warrant, we will not let you inside.
- 3 If you are approved, we will put you on your youth's OYA Approved Visitor List.** We cannot let anyone visit who is not on this list. Once you're approved, you can schedule a visit.

If you're already on your youth's OYA Approved Visitor List:

Once you are approved, you are ready to schedule a visit!

When can we visit?

- **Visiting hours** are every day, 9:30 a.m. to 4 p.m.
- **You have to schedule your visit** a minimum of 24 hours in advance. Please let us know sooner, if you are able.
- **How to schedule a visit:** You can tell your youth when you plan to visit, and they will inform staff. You also can call 503-842-4243, Ext. 0.

Who is allowed to visit?

- **Typically, close and extended family and other supportive people** may visit, but only if they are approved first.
- **Children younger than 18** may visit if they are approved first. They must be supervised at all times by a parent or guardian. We prefer that visitors younger than 18 visit Monday through Friday, although our managers may approve a weekend visit, if needed.
- **Youth may have up to four visitors at a time.**





Are any youth not able to have visits?

If your youth is in **medical isolation with COVID**, they may not have visits. They may also be restricted from visits if their living unit is having a COVID-19 outbreak.









Check with your youth's case coordinator for more information.

What to bring, what not to bring, and what to wear

You may bring these items inside our facility:

-  **Current photo ID** (required if you are 15 or older)
-  **Vehicle key and remote**
-  **Life-sustaining medicine for yourself, such as an inhaler** (must be in original container or box with prescription label; please let staff know about it when you arrive)
-  **Mask/face covering**
-  **Wallet**
-  **Basic items for an infant**, including a diaper bag. The bag will be searched. No glass containers.
 - Nursing mothers: talk with visitation staff about options.

You may NOT bring these items inside our facility: They can cause safety and security issues, and they can potentially harm a youth's treatment.

-  **Weapons or potential weapons**
-  **Cell phones, watch phones, and other devices that connect to the internet**
-  **Purses, briefcases or backpacks**
-  **Cameras or audio/video recorders**
-  **Illegal drugs or paraphernalia**
-  **Tobacco, marijuana, and vaping products** (not allowed anywhere on the Camp Tillamook grounds)
-  **Alcoholic beverages and fluids containing alcohol**
-  **Prescription drugs, unless they are life-sustaining**

Important!

It is a Class C felony to provide contraband items to youth in custody or to bring those items into an OYA facility without authorization. (ORS 162.185)

If you do not follow the rules about what you may wear, or you try to bring in items that are not allowed, we will not let you into the facility.

Please do NOT wear these items: They can cause safety and security issues, and they can potentially harm a youth's treatment. If OYA staff think your clothing is disruptive or inappropriate, we will not let you into Camp Tillamook.

-  **Low-cut shirts or shirts that reveal your lower back or undergarments**
-  **Short skirts short shorts, or short dresses** (the bottom must reach at least to your knees)
-  **Sleeveless shirts, spaghetti strap shirts, and tank tops**
-  **Clothing that is torn in inappropriate places**
-  **Sheer, transparent, or mesh fabric** (hosiery is OK)
-  **Fanny packs, money belts, or belts with compartments**
-  **Messages that promote drugs, tobacco, alcohol, violence, pornography, nudity, gangs, or prejudice, or are demeaning to others**

Bringing items for youth

- You may bring personal items for your youth, as long as they do not include contraband. Please keep in mind that our storage space is limited. Items may include:
- Pictures:** You will need to turn these in to staff when you check in. We will review them before giving them to your youth.
 - Money for youth account:** This must be mailed or given to staff when you arrive. You may not give this directly to youth.
 - Food or drinks:** You may bring items to eat, drink, or cook in a microwave during your visit, or items for your youth to store for later. Glass containers, alcohol, cannabis products, tobacco, and illegal drugs are not allowed.
 - All other items must be pre-approved by the youth's treatment team before you bring them.** This includes clothing, hygiene products, and basic recreational items such as DVDs, CDs, or media players.



Why are there so many rules?

We want to make sure that you, your young person, our staff, and all the youth in our facility are safe. We are trying to create a positive, family-friendly environment at visitation. These rules help us keep everyone safe while allowing you to have your visit without disruption.