

Oregon Youth Authority

Quick Facts



We protect the public and reduce crime by holding youth accountable and providing opportunities for reformation in safe environments.
Data updated July 2023.

Youth Population

Total youth: 908

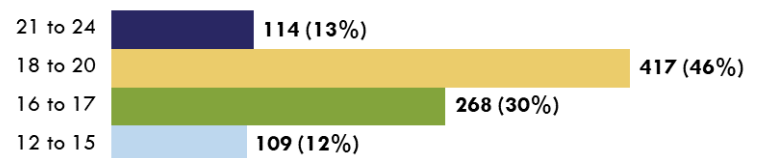
Youth in the community: **534 (59%)**

- Youth on OYA parole: **243 (27%)**
- Youth on OYA probation: **291 (32%)**

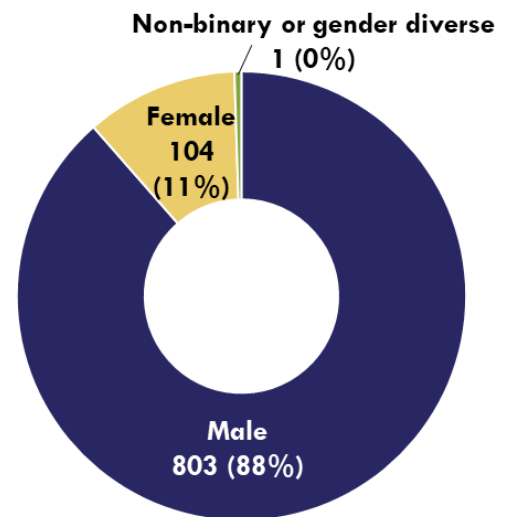
Youth in close custody: **374 (41%)**

- Juvenile commitments: **327 (36%)**
- Adult commitments (DOC): **47 (5%)**

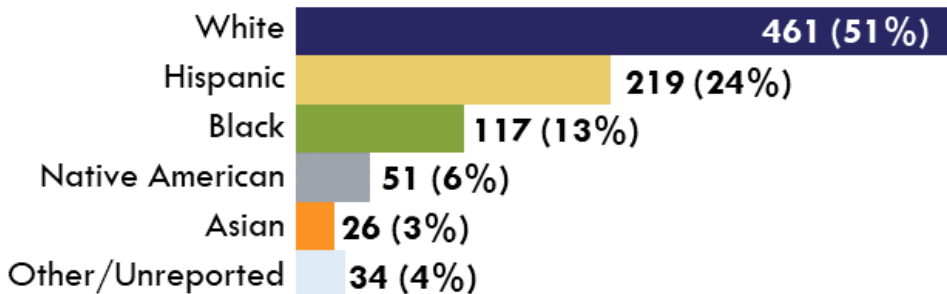
Age



Gender



Race



Note: Figures may not total 100% due to rounding

Social Characteristics

	Male	Female
Biological parent of a child	9%	8%
Diagnosed conduct disorder	31%	32%
Diagnosed mental health disorder	67%	91%
Parent used alcohol or drugs	64%	75%
Past suicide behavior	13%	25%
History of abuse or neglect	54%	77%
Special education needs	33%	25%
Substance abuse or dependence	56%	66%

Recidivism

Includes people who commit a new offense within 36 months of commitment to OYA probation, release to OYA parole, or release to adult post-prison supervision from July 1, 2018 to June 30, 2019.

OYA Probation: **14.4%**

OYA Parole: **18.0%**

DOC Post-Prison Supervision: **22.6%**

Average Length-of-Stay in Close Custody

Youth committed as juveniles

Average stay: 374 days

Median stay: 309 days

Youth committed as adults (DOC)

Average stay: 1,689 days

Median stay: 1,448 days

Racial Disparities in the Juvenile Justice System

OYA is dedicated to addressing these disparities by centering race in all of our work.

Our goals are to:

- Improve outcomes for marginalized youth
- Diversify and support the agency's workforce
- Address systemic inequities and embed equity in our business operations

Race/Ethnicity	All Oregon Youth	OYA Youth		OYA Staff
		Community Supervision	Close-Custody Facilities	
African American	4%	14%	12%	6%
Asian/Pacific Islander	6%	4%	2%	5%
Latino/a	23%	23%	25%	15%
Native American	1%	5%	6%	4%
White	66%	50%	52%	67%
Other/Unreported	—	4%	3%	3%

OYA Overview



2023-25 Legislatively Approved Budget

General Fund: **\$399.6 million**

Total Funds: **\$474.8 million**

Facility programs: **42%**

Community programs: **35%**

Program support: **11%**

Agency-wide: **3%**

Debt service: **4%**

Capital projects: **5%**

Staff

Employees: **926**

Represented total: **770**

- SEIU: **690**

- AFSCME: **80**

Management/unrepresented: **156**

Total Operating Capacity

Close Custody Beds: **407**

Youth Correctional Facilities (YCF): **347**

- Eastern Oregon YCF: **36**
- MacLaren YCF: **187**
- Oak Creek YCF: **42**
- Rogue Valley YCF: **50**
- Tillamook YCF: **32**

Transition Programs: **60**

- Camp Florence: **16**
- Camp Tillamook: **16**
- Camp Riverbend: **16**
- Jackie Winters Transition Program: **12**

Community Supervision

- 209 youth live in community programs
- 31 residential programs
- 69 OYA foster or proctor homes
- 16 field offices for youth on parole or probation