

## Hepatitis B

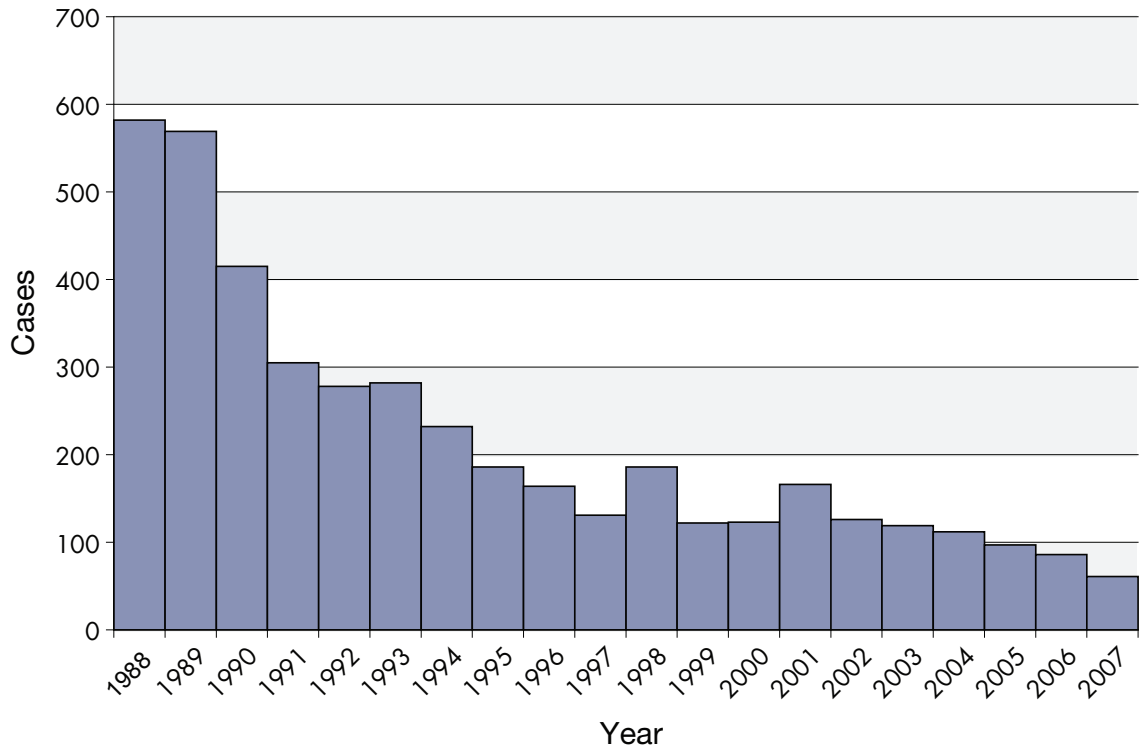
Hepatitis B is a vaccine-preventable viral disease of the liver that occurs when the virus of an infected person passes (through blood, semen, or saliva) into the blood stream of a non-immune person. Percutaneous or permucosal exposures take place when hypodermic needles are shared; when blood splashes into an eye; during sex; by biting; when improperly sterilized injection devices are used for tattooing, body piercing and acupuncture; and when the baby of a mother who is a hepatitis B carrier is being born.

Acute hepatitis B virus infection (diagnosed by the presence in serum of IgM antibody to the hepatitis B core antigen [IgM anti-HBc]) usually, but not always, causes jaundice. Some infections are mild, even asymptomatic, and may go undetected. Hepatitis B has been vaccine-preventable since 1982 and, to promote universal vaccination and hence protection, was added to the recommended childhood immunization schedule in 1992 with the series starting at birth.

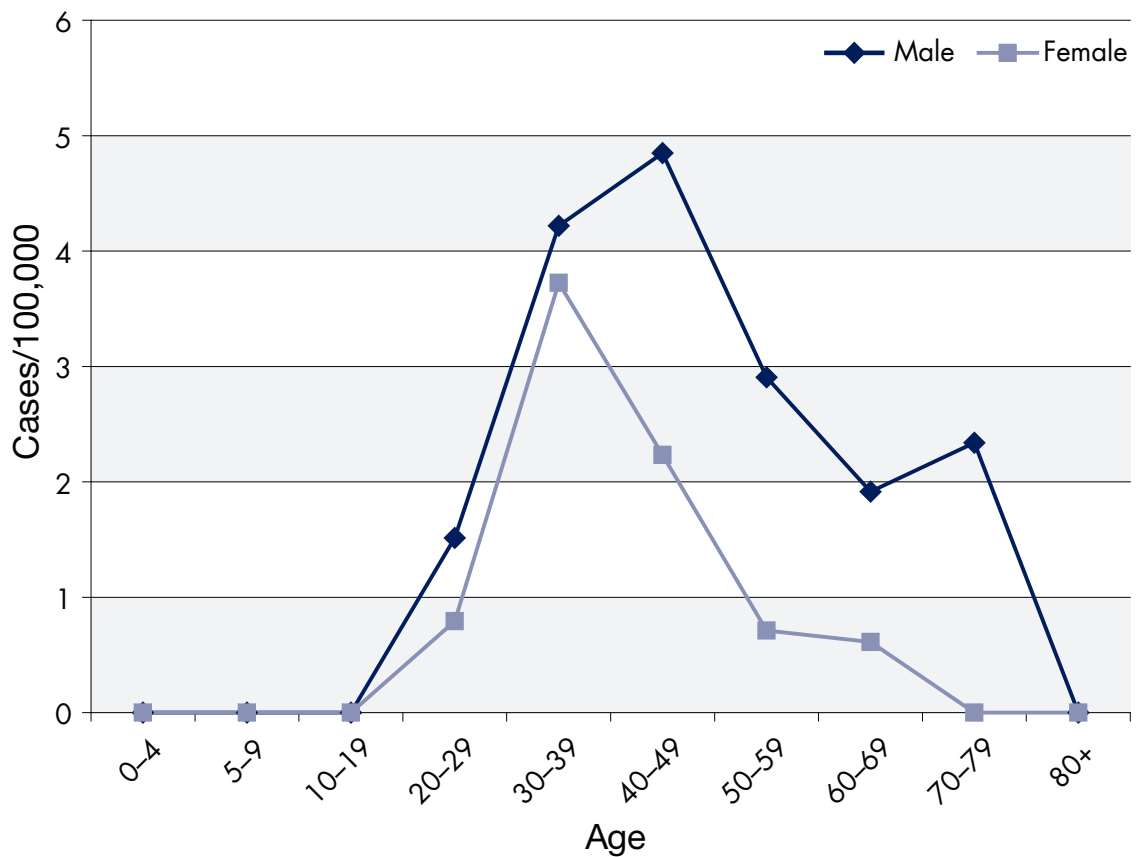
Acute hepatitis B continues to decline in Oregon — a decline that started here after the hepatitis B vaccine was licensed in 1982.

Local health departments investigated and reported 61 acute cases in 2007. Sixty-seven percent of the cases were male. The number of cases reporting injection drug use decreased in 2007 (29%) from 2006 (32%).

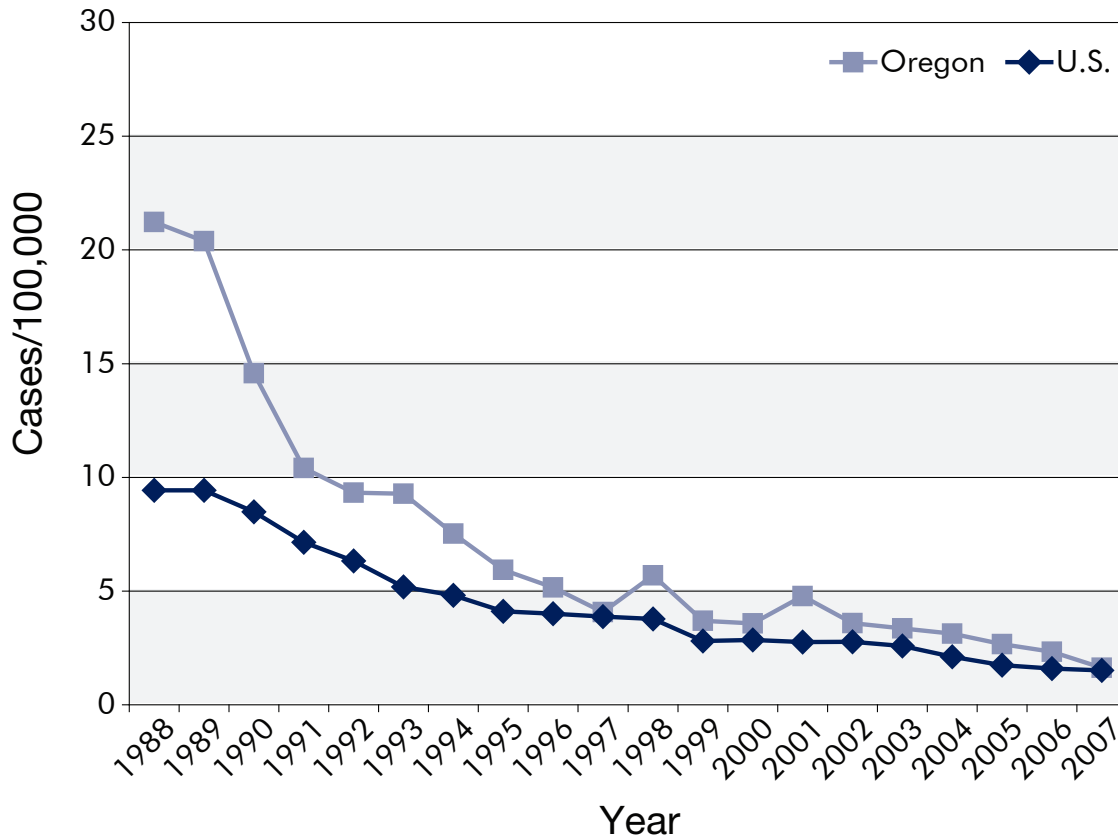
Acute hepatitis B by year: Oregon, 1988–2007



Incidence of acute hepatitis B by age and sex: Oregon, 2007



### Incidence of acute hepatitis B: Oregon vs. nationwide, 1988–2007



### Incidence of acute hepatitis B by county of residence: Oregon, 1998–2007

