

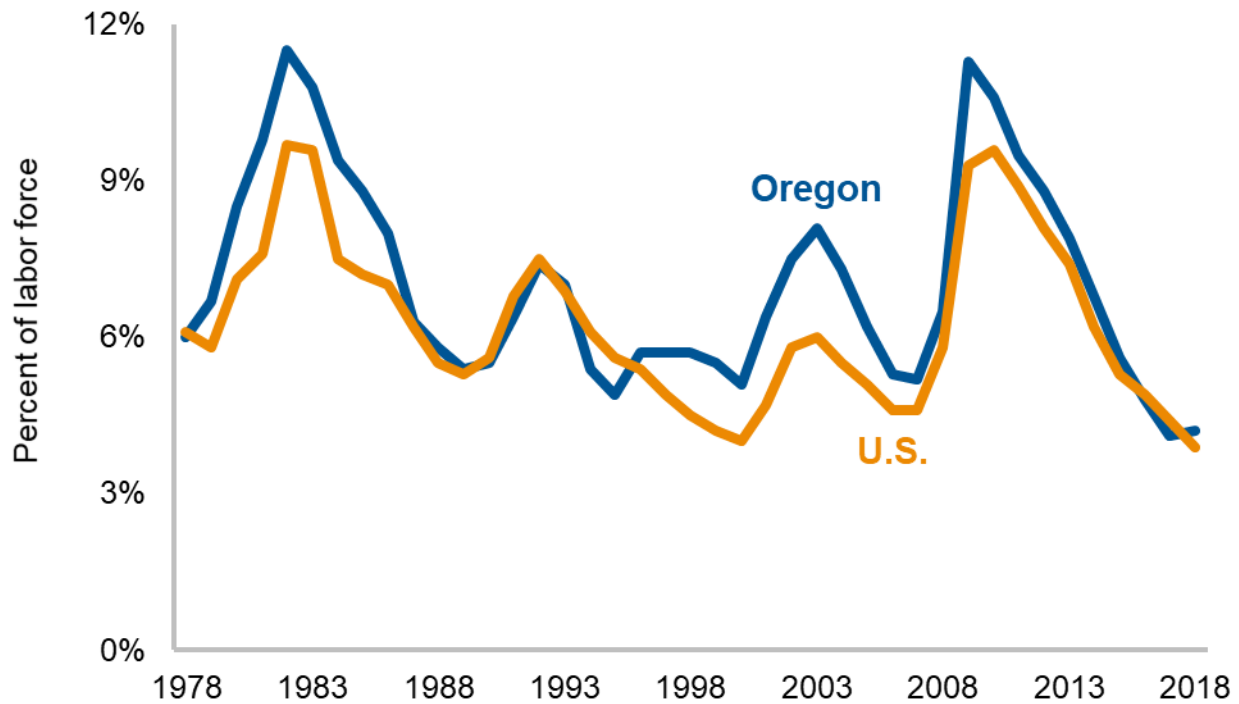
Social Determinants of Health

Unemployment

After peaking at 11.3% in 2009, the Oregon annual unemployment rate has fallen to 4.2% in 2018 (Figure 1). Although the Oregon unemployment rate was consistently higher than the national average throughout the recent recession, in recent years it has matched the U.S. rate fairly closely.

FIGURE 1

Unemployment rate, Oregon & U.S.

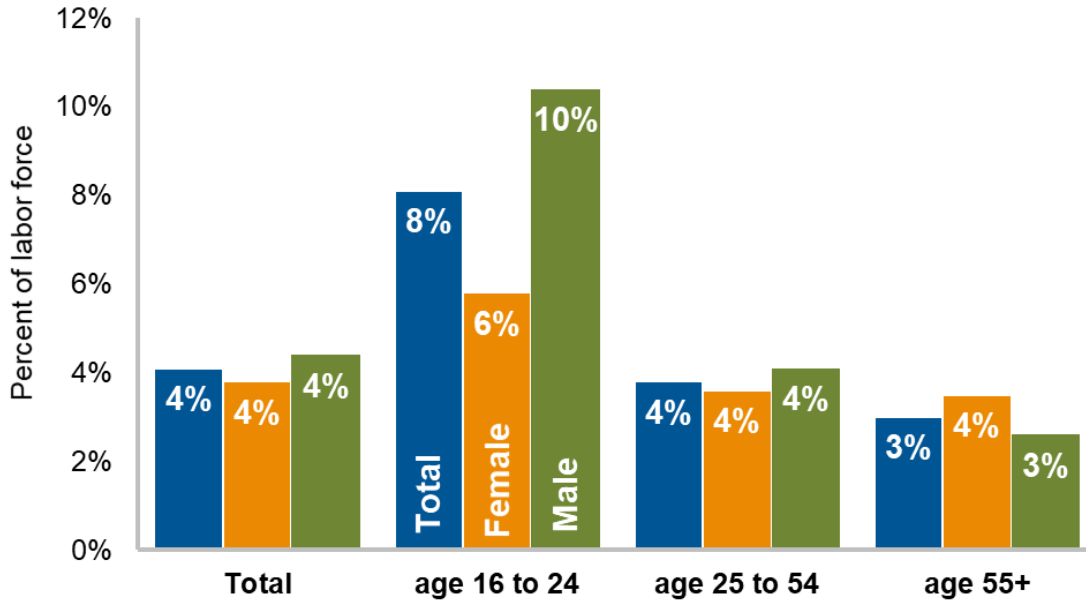


Source: Bureau of Labor Statistics

The age group with the highest unemployment rate in Oregon is 16 to 24 year olds (8%; Figure 2). Among that age group, men have a higher rate of unemployment (10%) than women (6%).

FIGURE 2

Unemployment rate by age group and sex, Oregon, 2018

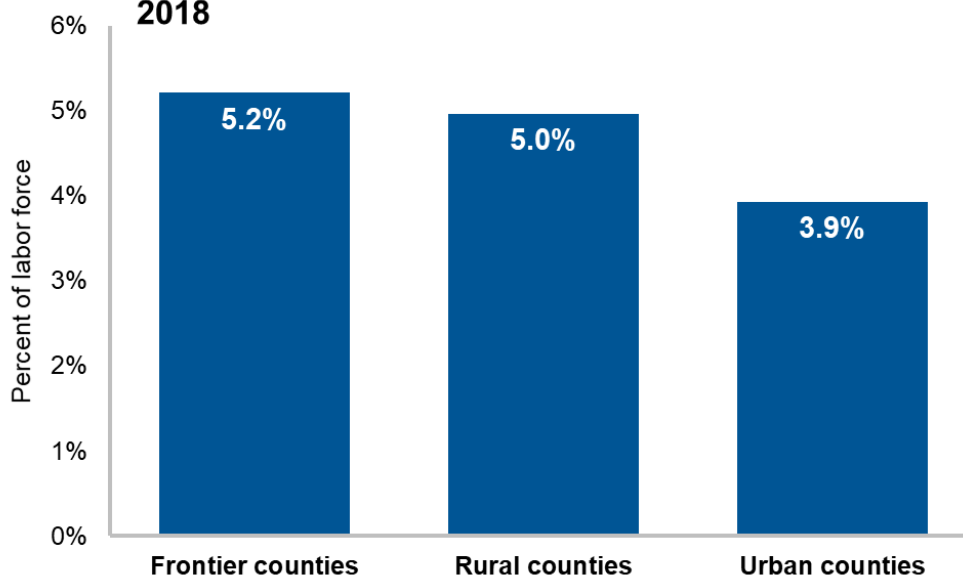


Source: Bureau of Labor Statistics

Among Oregon counties, Benton County has the lowest unemployment rate (3.2%) and Grant County has the highest (7.3%) in 2018. In general, rural and frontier counties have higher unemployment rates than urban counties (Figure 3).

FIGURE 3

Unemployment rate by county rurality, Oregon, 2018



Source: Bureau of Labor Statistics

Additional Resources: [U.S. Bureau of Labor Statistics](#)

About the Data: Data are from the U.S. Bureau of Labor Statistics, Local Area Unemployment Statistics (LAUS). The unemployment rate is calculated as the number of unemployed persons in the civilian labor force divided by the total civilian labor force. The civilian labor force includes all civilian non-institutionalized persons age 16 and older who are either employed or are available and looking for work. It does not include persons who are unable to work or are not looking for work.

For More Information Contact: Juanita Heimann, Juanita.A.Heimann@state.or.us

Date Updated: October 29, 2019

[Oregon State Health Profile](#)

OHA 9153-D (Rev) 09/13: This document can be provided upon request in an alternate format for individuals with disabilities or in a language other than English for people with limited English skills. To request this publication in another format or language, contact the Publications and Design Section at 503-378-3486, 711 for TTY, or email dhs-oha.publicationrequest@state.or.us.