

Oregon Corrections
ENTERPRISES

BUS SHELTERS
Durable, Affordable, Safe.

Bus Shelters, made locally, for your community.

Aluminum constructed, easily installed and locally made to fit perfectly into any community. The aluminum structure provides durability for all weather environments and the built in gutter system is designed to take the wet out of rain. Varieties of tempered glass and customizable paneling are available along with possibility for weather screens. Another optional piece are the bicycle shelters with available bike racks and smoking shelters. You can go green with the option of LED lighting and solar panel. Optional aluminum information case can display any needed information. The bus shelter is designed and built locally, to make Oregon better.




Oregon Corrections Enterprises | 3691 State St, Salem OR 97301
Sales - 1-800-776-7712 | oce.oregon.gov | Sales@oce.oregon.gov




5 x 8'
3 Sided



5 x 12'
3 Sided



2.5' x 8'
3 Sided
Sidewalk Model



5' x 8'
3 Sided
With Accessories



5 x 8'
2 Sided
Open End



5 x 12'
2 Sided
Open End


BUS SHELTERS

- Easy to install shelters can be installed on a concrete pad, walkway or parking lot
- Aluminum construction provides durability for all weather conditions and the ease of installation
- Powder coated in a variety of colors for a long lasting durable finish
- Customers can choose between tempered glass or other panel options available depending on their application, along with the option of weather screens
- A durable pre-painted roofing system with gutters for wet conditions
- Construction of shelter panels make for easy replacement of damaged panels
- Bicycle shelters with bike racks available
- Optional solar operated night light systems

TO ORDER OR ASK QUESTIONS

Call 1-800-776-7712 or email Sales@oce.oregon.gov

Standard Frame Powder Coat Options



White Sky
90% Gloss



Gray
80% Gloss



Black
20% Gloss

SPECIFICATIONS

Mounting System

Adjustable mounting system for uneven surfaces makes it easy to set up on a variety of elevations.

Gutter

1/8" Aluminum gutter integrated to provide maximum protection against the elements.

Information Case

Water tight flush mount stainless steel riveted with full length piano hinges and cam lock with two keys. Brushed finish.

Solar Panel

Provide performance and reliability to cutting edge bright LED security lighting

Panel Options

1/4" Tempered glass, perforated steel and more

Call for details

Bench

Perforated Steel

Powder Coated

Trash Can

Perforated Steel

Powder Coated

Roofing

16" Wide 26 gauge steel vertical interlocking panels. 1 1/8th" vertical rib with 3" flat uplifts.

Roof Colors




Tile Red
SRI-33



Pine Green
SRI-22



Cocoa Brown
SRI-27



Glacier White
SRI-70



Black
SRI-24



DESCRIPTION

SIZE

PANELS

HIP ROOF SHELTERS

HIP ROOF, SIDEWALK SHELTER, TEMP GLASS	8'-0"W x 2'-6"D x 8'-2"H	6
HIP ROOF, 5 x 8 2 SIDED, TEMP GLASS	8'-0"W x 5'-0"D x 8'-2"H	6
HIP ROOF, 5 x 8 3 SIDED, TEMP GLASS	8'-0"W x 5'-0"D x 8'-2"H	8
HIP ROOF, 5 x 12 2 SIDED, TEMP GLASS	12'-0"W x 5'-0"D x 8'-2"H	8
HIP ROOF, 5 x 12 3 SIDED, TEMP GLASS	12'-0"W x 5'-0"D x 8'-2"H	10

SHELTER ADD-ONS

CASE, INFORMATION - STAINLESS STEEL, WATER TIGHT	26-3/4" x 36"
TRASH RECEPTACLE	8" x 18"
LIGHT, SOLAR	
BENCH, 2 SEAT	47" x 20-1/2"
BENCH, 3 SEAT	69" x 20-1/2"

PANEL OPTIONS

PANEL, 3/4" PERFORATED HOLE	UP-CHARGE PER PANEL
PANEL, 1" PERFORATED SLOT	UP-CHARGE PER PANEL
PANEL, CUSTOM DESIGNED	UP-CHARGE PER PANEL

