

Oregon Department of Transportation

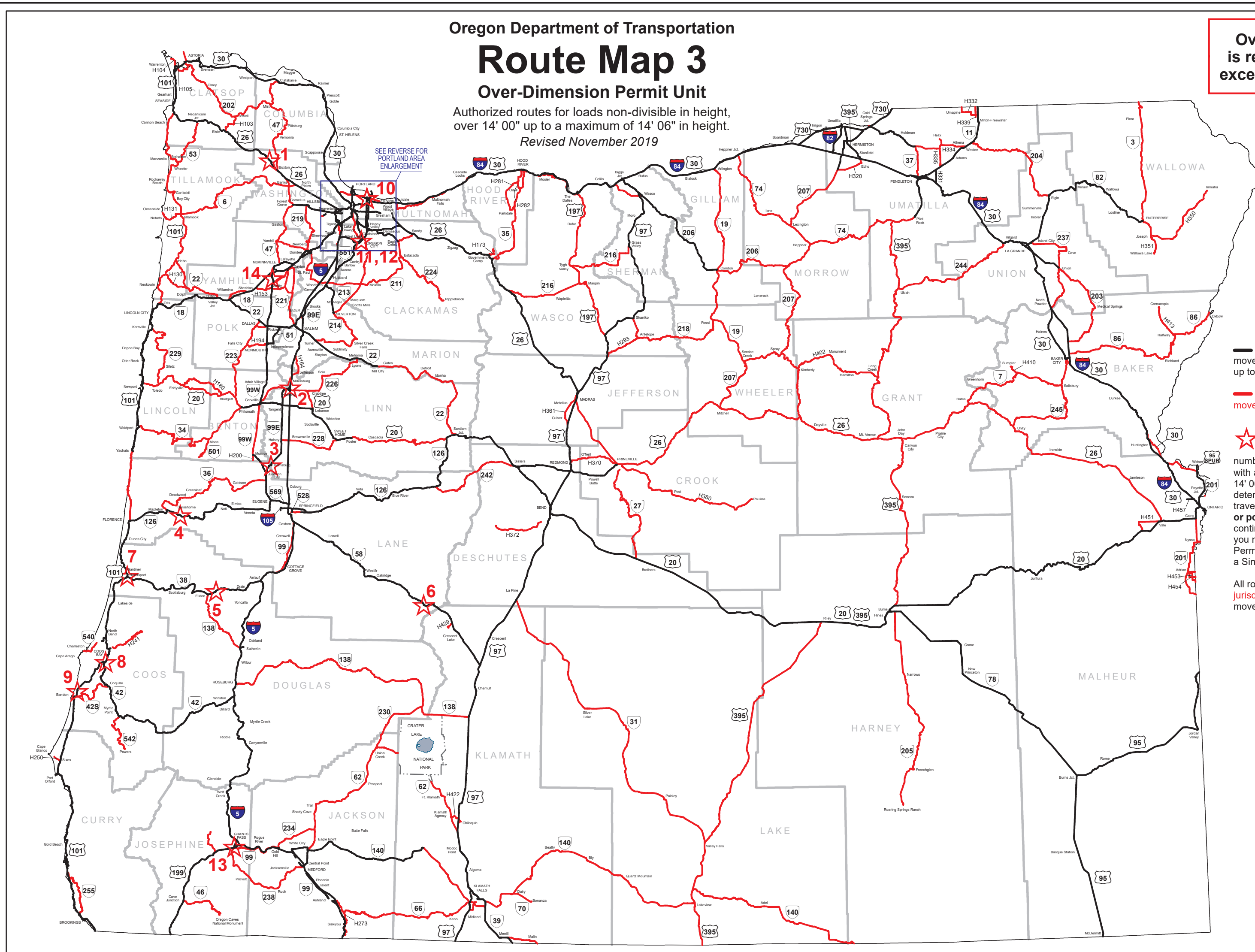
Route Map 3

Over-Dimension Permit Unit

Authorized routes for loads non-divisible in height, over 14' 00" up to a maximum of 14' 06" in height.
Revised November 2019

Over-Dimension Permit is required for operations exceeding 14' 00" in height.

Route Map 3 - Displays authorized annual routes for Over-Height loads up to 14' 06" high. Operations by permit only.

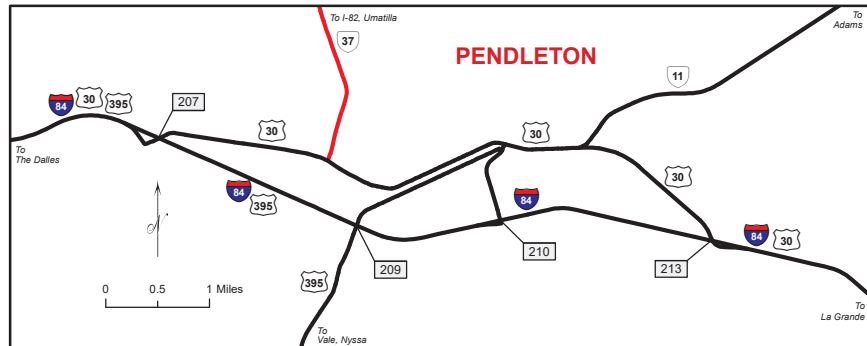
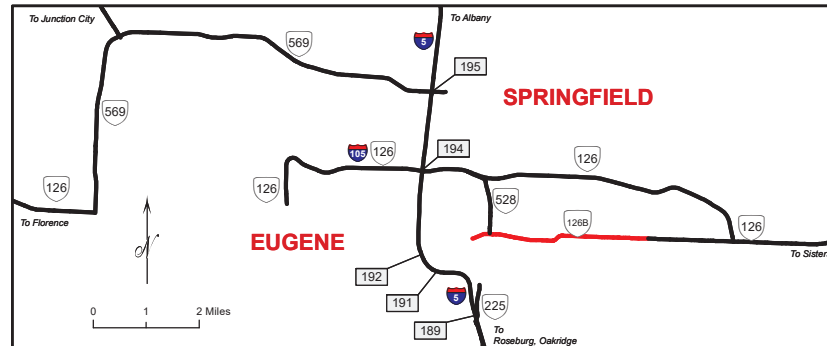
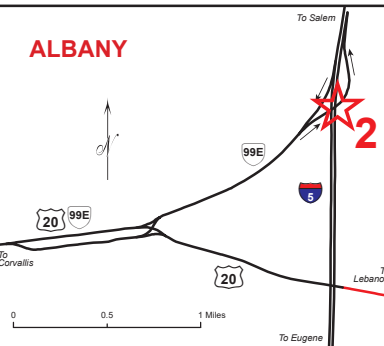
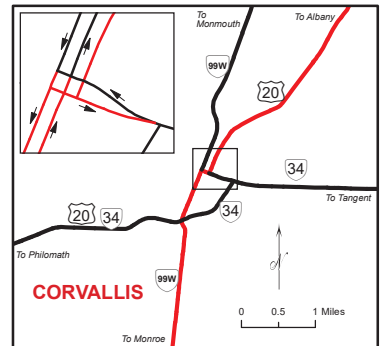
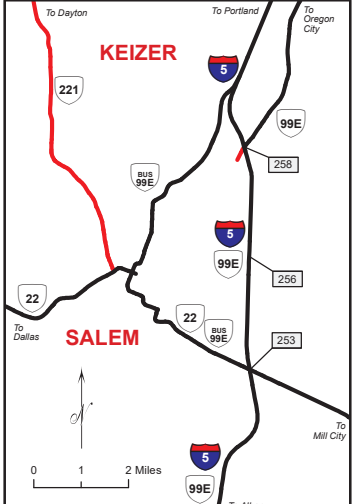
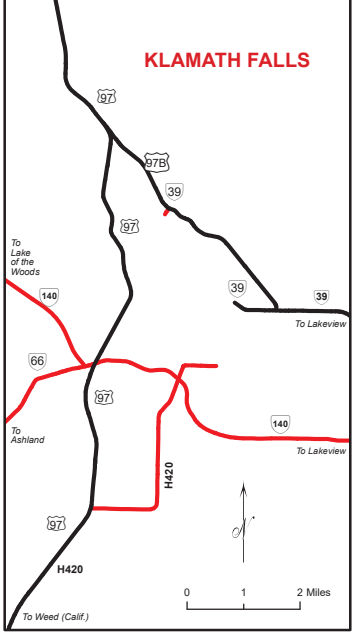
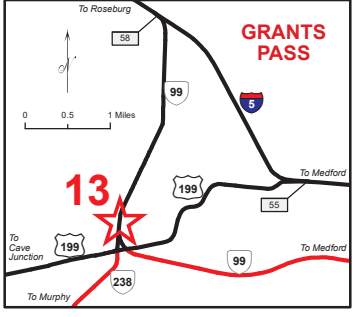
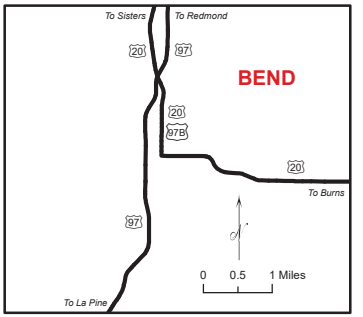
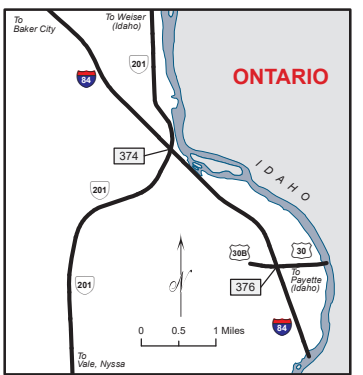
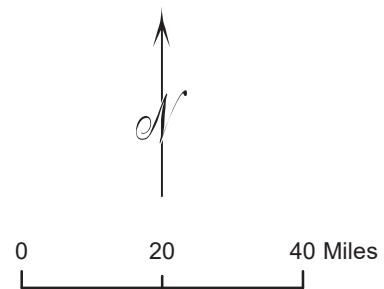


Approved state routes for continuous movement of non-divisible overheight loads up to 14' 06" in height.

State routes not approved for continuous movement.

★ **See reverse of map for routing instructions** and maximum height clearances allowed under each numbered structure. Each number corresponds with a structure that is, or may be, less than 14' 06" in height. **The driver is responsible** for determining that the load or vehicle can safely travel under each structure. **To travel on roads or portions of roads not approved** for continuous movement, or if over 14' 06" high, you must contact the Over Dimensional Permit Unit at (503) 373-0000 to apply for a Single Trip Permit.

All roads and streets under **County or City jurisdiction** are **not authorized** for continuous movement of over-height loads.



For additional information, contact or mail request to:
Over-Dimension Permit Unit
Motor Carrier Transportation Division
455 Airport Road SE, Building A
Salem, OR 97301
General information and permit applications:
(503) 373-0000

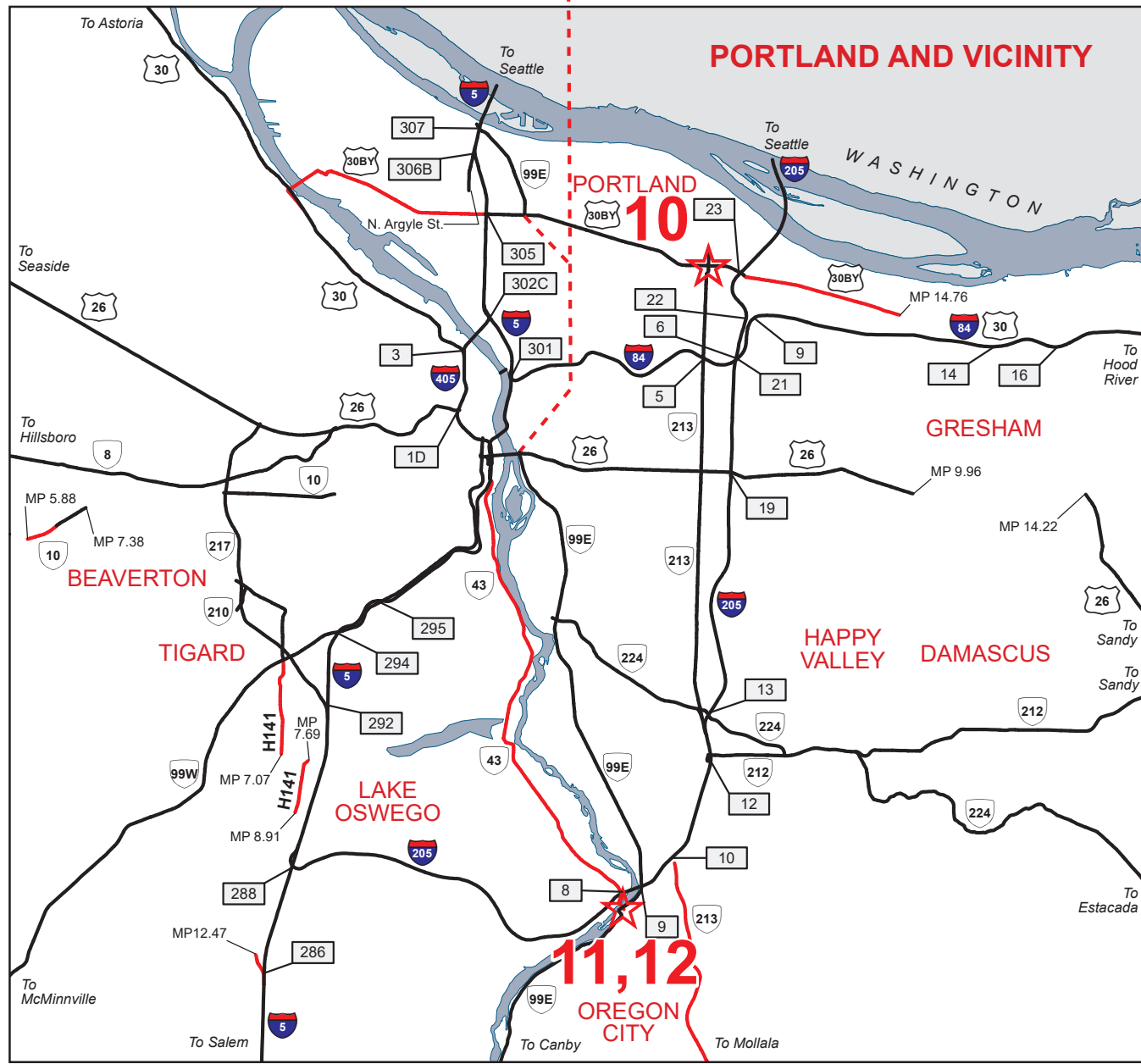
Note: Legal height in Oregon is 14' 00". An overheight permit is required for any non-divisible load, vehicle or combination of vehicles which exceeds 14 feet in height. Possession of necessary oversize and overweight permits issued to your vehicle may be required. Some annual permits may be used in conjunction with other permits. Review permit provisions to ensure compliance. To verify authorized routes under a Continuous Trip Permit (CTP), refer to Maps 1, 6, 7, 8 and 9 to ensure that combination length, width and weight for each load is approved for the route. Use Map 2 to determine Pilot Vehicle requirements for width.

Use of exit and entrance ramps and connections to access frontage facilities should be used with caution to ensure adequate clearance when crossing under structures. Not all low structures may be signed, depending on jurisdictional ownership.

The height of a permissible load is measured from the ground to the highest point as it is ready for transport on the highway. Overheight permits will not be valid for loads or items stacked one on top of another or overlapping.

For overheight loads transported on drop-deck trailers, in addition to the load transported on the lower deck of the drop-deck trailer, a load may be transported on the upper deck, provided the load on the upper deck does not exceed the height of the load on the lower deck. In addition, the load must be non-divisible in height. If a divisible load is transported on the upper deck and on the lower deck of a drop-deck trailer, the weight shall not exceed Permit Weight Table 1 or Permit Weight table 2, as authorized by an annual extended weight permit.

OR 99E (Martin Luther King Blvd.) south of MP -3.75 (NE Lombard\US 30 Bypass) to MP 1.45 (Ross Island Bridge) belongs to the City of Portland. There are several low clearance structures along this portion. Call the City of Portland at (503) 823-5185 for authorization.



ROUTING REQUIREMENTS FOR LOW STRUCTURES SHOWN ON FRONT PLEASE READ CAREFULLY				
STRUCTURE NUMBER	STRUCTURE NAME	STRUCTURE LOCATION	DIRECTION OF TRAVEL	CLEARANCE ROUTING INSTRUCTIONS for loads over 14' 00" high up to 14' 06" high
★ 1	Edwards (Sunset) Tunnel	US 26 MP 40.91	Both Eastbound and Westbound	All loads over 14' 00" high and greater than 10' 00" in width must stop traffic, straddle the centerline, and proceed at 10 mph. * **
★ 2	OR 99E Northbound entrance ramp to I-5 crossing under I-5	OR 99E MP 0.53	Northbound Only	All loads over 14' 00" high must detour from OR 99E and use US 20 east to I-5.
★ 3	Willamette River Bridge	OR 99E MP 29.09	Both Northbound and Southbound	All loads over 14' 00" high and/or greater than 12' 00" in width must stop traffic and straddle the centerline. * **
★ 4	Knowles Creek (Peterson) Tunnel	OR 126 MP 19.68	Both Eastbound and Westbound	All loads over 14' 00" high and/or greater than 12' 00" in width must stop traffic and straddle the centerline. * **
★ 5	Elk Creek Tunnel	OR 38 MP 39.83	Both Eastbound and Westbound	All loads over 14' 00" high and greater than 10' 00" in width must stop traffic, straddle the centerline, and proceed at 10 mph. * **
★ 6	Salt Creek Tunnel	OR 58 MP 56.01	Both Eastbound and Westbound	All loads over 14' 00" high and greater than 10' 00" in width must stop traffic, straddle the centerline, and proceed at 10 mph. * **
★ 7	Umpqua River Bridge	US 101 MP 211.11	Both Northbound and Southbound	All loads over 14' 00" high and greater than 10' 00" in width must stop traffic, straddle the centerline, and proceed at 10 mph. All loads over 14' 02" high (regardless of width) must stop traffic, straddle the centerline, and proceed at 10 mph. * **
★ 8	OR 42 Overcrossing	US 101 MP 244.31	Northbound Only	All loads over 14' 02" high must exit at MP 244.93 to OR 42 to re-enter US 101 north of structure.
★ 9	Coquille River Bridge	US 101 MP 259.65	Both Northbound and Southbound	All loads over 14' 00" high and/or greater than 12' 00" in width must stop traffic and straddle the centerline. * **
★ 10	US 30 Bypass (NE Killingsworth) Portland	OR 213 (NE 82nd) MP 0.24	Southbound Only	All loads over 14' 05" high must use the right lane.
★ 10	US 30 Bypass (NE Killingsworth) Portland	OR 213 (NE 82nd) MP 0.24	Northbound Only	All loads over 14' 00" high up to 14' 05" high must use right lane. All loads over 14' 05" high are prohibited. NO DETOURS AVAILABLE
★ 11	OR 43 Oswego Hwy (Oregon City)	OR 99E MP 12.39	Northbound Only	All loads over 14' 00" high must use left lane.
★ 12	UPRR Tunnel	OR 99E MP 12.62	Northbound Only	All loads over 14' 02" high must use left lane.
★ 12	UPRR Tunnel	OR 99E MP 12.62	Southbound Only	All loads over 14' 02" high must use left lane.
★ 13	Rogue River	OR 99 MP -0.14	Southbound Only	All loads over 14' 01" high up to 14' 02" high must use left lane. All loads over 14' 02" high are prohibited. DETOUR: Use I-5 Exit 55.
★ 14	RR Trestle	OR 99W MP 40.99	Northbound Only	All loads over 14' 05" high are prohibited. Contact Over-Dimension Permit Unit.

* Certified Flaggers and Signing required as described in the Certified Flagger Attachment.

** The Certified Rolling Stop Method, requiring three pilot vehicles, is allowed at this location in place of Certified Flaggers and Signing. If the carrier chooses to use the Certified Rolling Stop Method, the permit is not valid without a copy of the pilot vehicle operator's certification to perform the Certified Rolling Stop Method. The certification must be attached to the permit in order for the permit to be valid.