

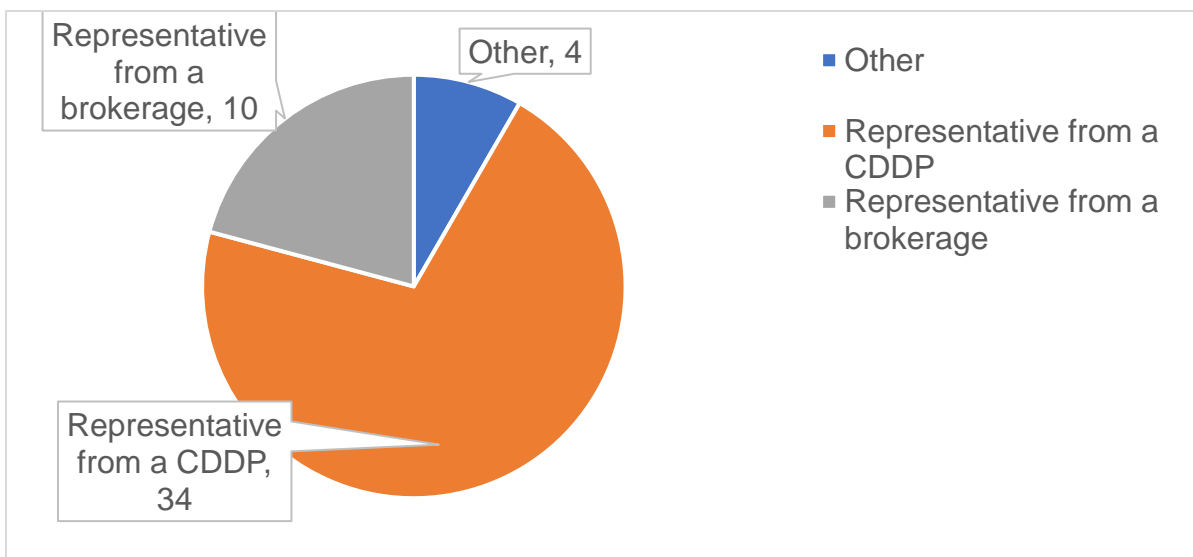


American Rescue Plan Act (ARPA) Community Developmental Disabilities Programs and Brokerages Grant Design Survey Results

The Office of Developmental Disabilities Services (ODDS) will have \$3 million available to help develop infrastructure and provide resources for Oregon's 45 Community Developmental Disabilities Programs (CDDPs) and Brokerages (collectively referred to as case management entities, or CMEs). For two weeks (March 1–14) a survey was open to CDDPs and Brokerages asking for feedback on how to prioritize this funding. There were 48 responses, and it took an average of 11:23 minutes to complete.

Below is a summary of the survey results. Note: each survey question included a write-in option, which allowed respondents to include multiple write-in ideas or to leave the response blank, resulting in tallies higher or lower than the number of respondents.

Question 1: Which group(s) do you identify with? Please check all that apply.



The chart above shows a pie divided in thirds with the largest response (34) from CDDPs, the second largest response (10) from Brokerages and the smallest response (4) from others.

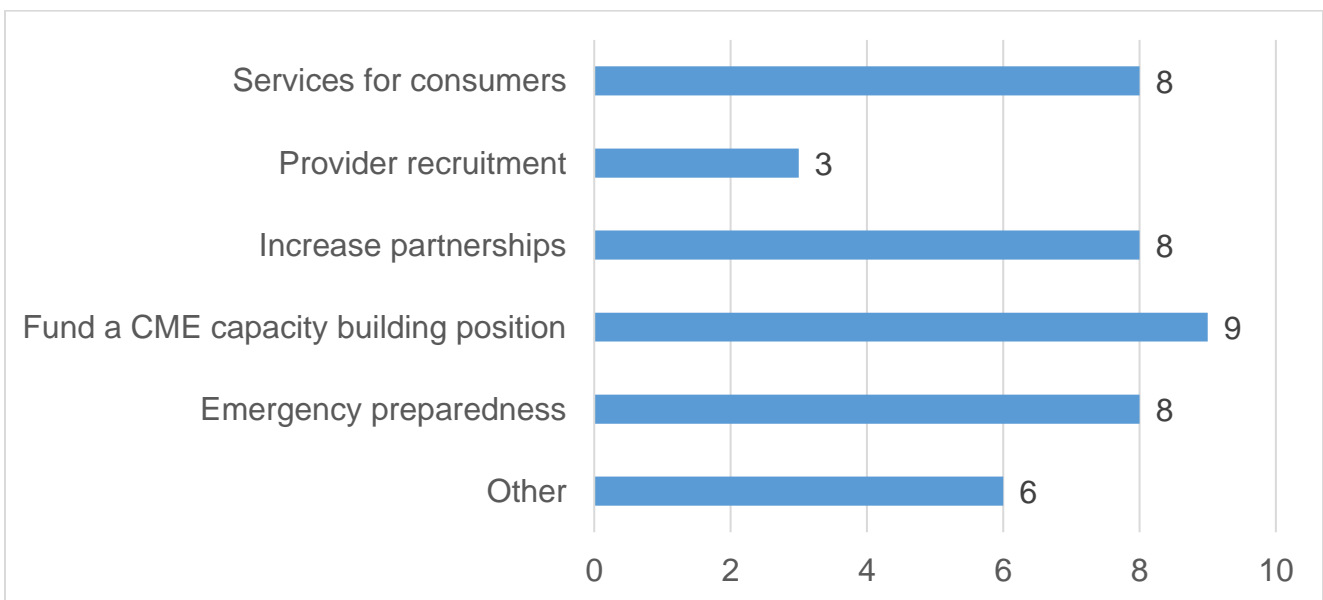
Others responding to the survey include:

1. Parent of a consumer
2. Personal support worker (PSW)
3. Provider agency
4. Oregon Department of Human Services staff

Question 2: How do we develop infrastructure at the local level using this funding? Currently, we have identified three areas of need to fund:

- Initiatives to increase partnerships with local tribes
- Adding a specific capacity building position for provider recruitment, employment and/or foster care within the CME
- Funding small grant projects with community organizations not currently engaged in supporting people with I/DD and their families

In addition to these three areas, are there additional ideas to build infrastructure that we should consider?

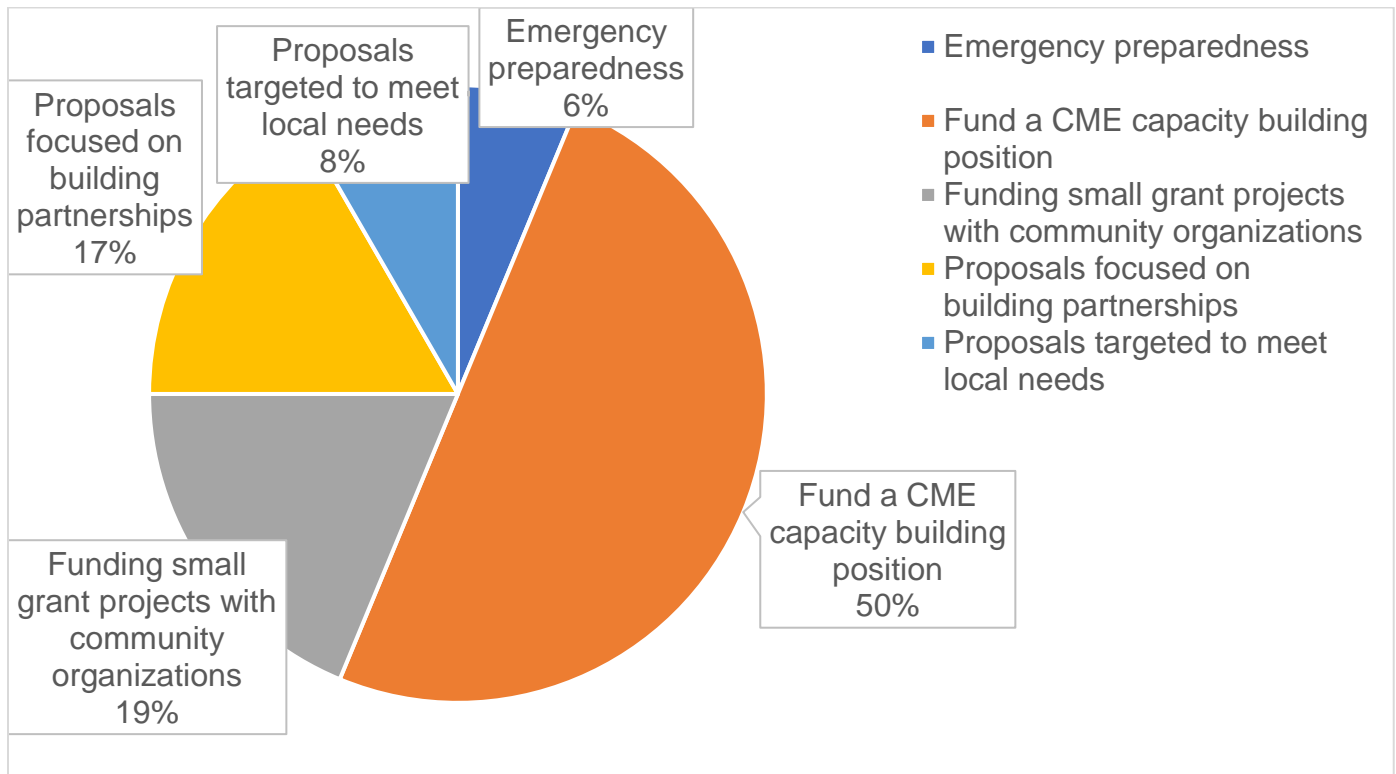


The chart above shows nine respondents prioritizing the funding of a CME capacity building position. The next three priorities each received support from eight respondents: services for consumers, increase partnerships and emergency preparedness.

Ideas submitted by respondents selecting “other”:

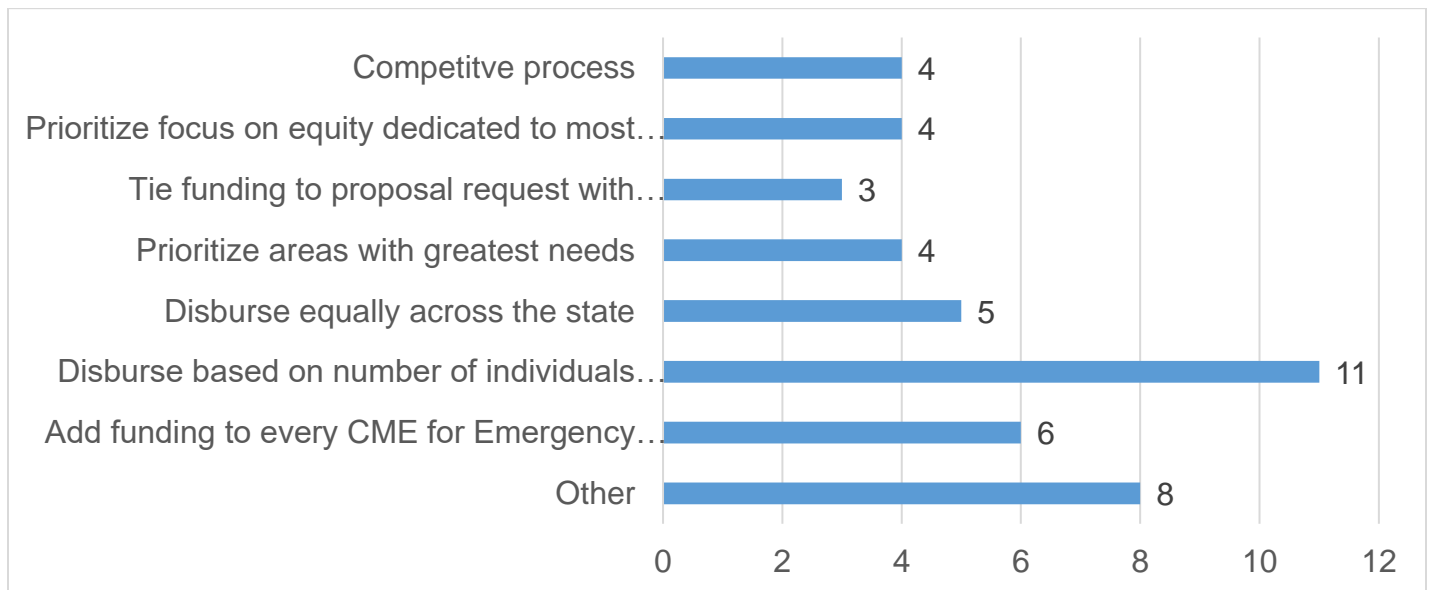
- Develop a new foster care test with standardized training for providers (2)
- Focus on staff retention
- Case management system to support statewide data initiatives
- Train professionals outside the intellectual and developmental disabilities (I/DD) system on equitable access for individuals with I/DD
- Grant development recommendation: Involve individuals who use the services and a representation of staff from all regions

Question 3: Considering the three areas of need listed in the previous question and your ideas, what do you think is the highest priority?



The chart above shows a pie divided into five sections. In order of largest response to smallest, the results show 50 percent prioritized a CME capacity building position, 19 percent prioritized projects with small community organizations, 17 percent prioritized proposals focused on building partnerships, eight percent prioritized proposals targeted to meet local needs and six percent prioritized emergency preparedness.

Question 4: We have \$3 million available to fund grant proposals from Oregon’s 45 CDDPs and brokerages. What is the most equitable way to divide these funds?



The chart above lists eight ideas for the most equitable way to divide these funds. The highest ranked ideas are:

1. Disburse funding based on the number of individuals served (11)
2. Add funding to every CME for emergency preparedness (6)
3. Disburse funding equally across the state (5)

Ideas submitted by respondents selecting “other”:

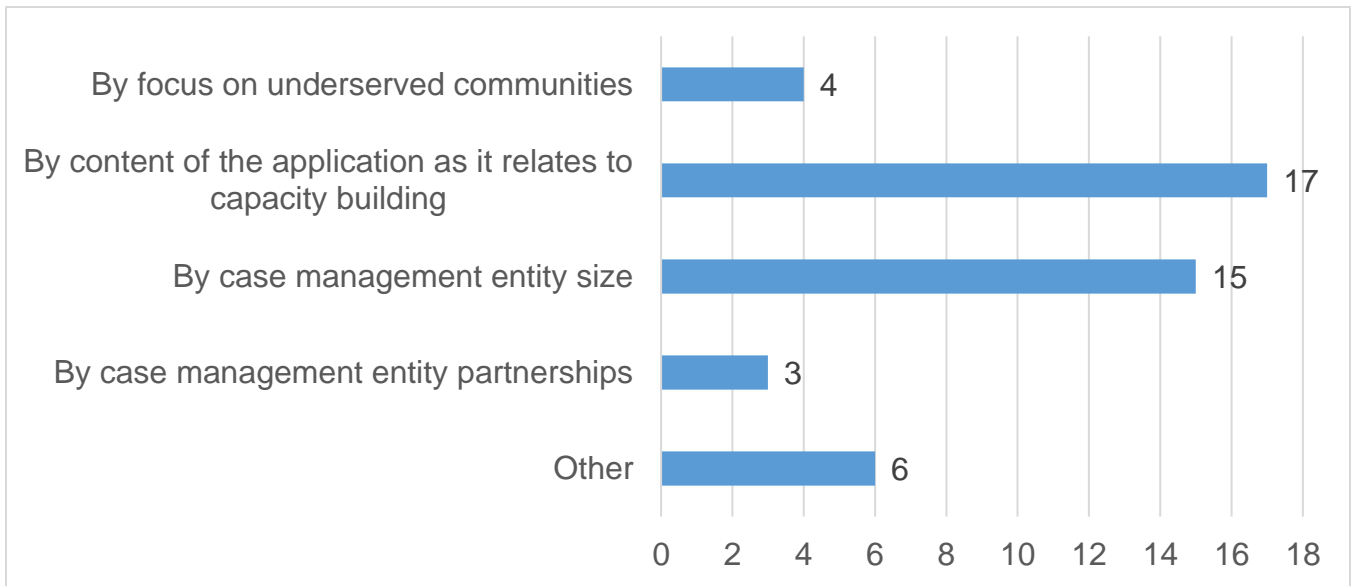
- Disburse a base amount to every CME, plus an amount based on competitive proposal (2)
- Prioritize rural areas (2)

- Fund capacity building positions to cover service area (rather than a position for every CME in smaller areas)
- Disburse equally to CMEs applying to participate
- Form small decision-making groups, inviting individuals with intersectional identities

Question 5: What should this funding **not** be used for?

- Administration
- State retirement investments
- Staff wages
- Temporary staff
- Administrative positions
- Case management system
- Existing projects or services already supported by dedicated funding
- Projects that don't impact communities hardest hit by the pandemic
- Support to community partners with little benefit to the developmental disabilities system
- Requests that don't include measurable outcomes
- Research
- Efforts targeted to limited groups or individuals
- Provider rate increases
- Services and programs outside of Oregon

Question 6: If we get more applications than we can fund, how do you think this funding should be prioritized?



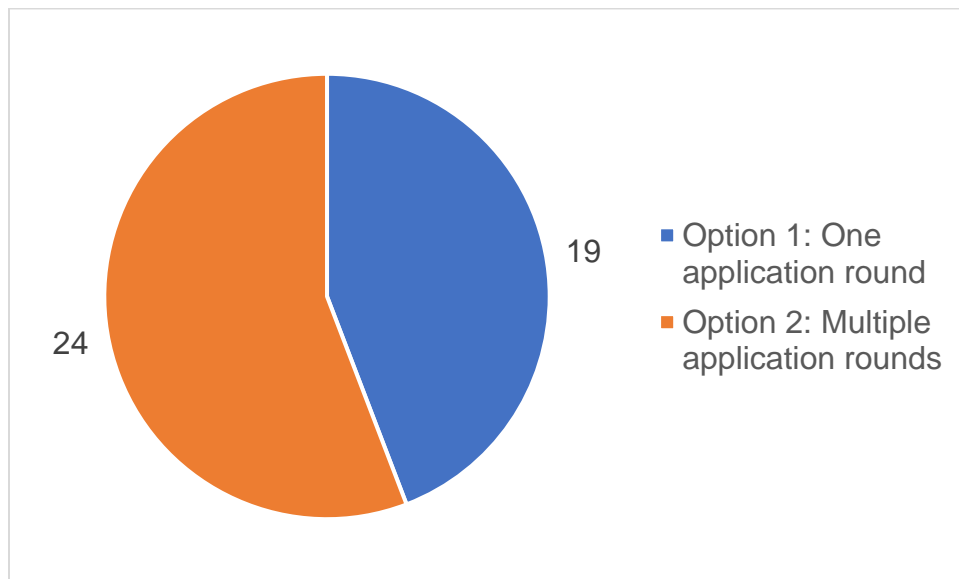
The chart above shows the largest number of responses (17) to prioritize applications by the content as it relates to capacity building. The second largest number of responses was to prioritize applications based on CME size (15).

Ideas submitted by respondents selecting “other” (6) showed a theme to prioritize by investing funds to have the greatest positive impact to the I/DD system with consideration to areas of the state with the greatest need.

Question 7: We are considering two options for how often we will award funding. Which option would you prefer?

Option 1: There would be one round to award funding, and there would be a longer period of time before the application deadline.

Option 2: There would be multiple rounds to award funding. The time between rounds would be shorter, and the funding would be first come, first served.



In the pie chart above, 24 respondents (56 percent) selected option two (multiple application rounds) while 19 respondents (44 percent) selected option one (one application round).

You can get this document in other languages, large print, braille or a format you prefer. Contact Lisa Catto at 503-979-3242 or email Lisa.M.Catto@dhsosha.state.or.us. We accept all relay calls or you can dial 711.