

What to do if you find flowering rush...

- This is a priority noxious weed. Report suspect sites to the Oregon Department of Agriculture immediately!
- Document site locations using either local landmarks or GPS coordinates. This is essential to confirm identification.
- Similarities with native plants can be confusing; confirm identity before attempting any control measures.
- Prevent the spread of this invader by thoroughly cleaning boots, pets, or equipment of all plant parts and mud.

**Don't let
flowering rush get a
foothold in Oregon!**

**Report suspect
sites to**

Oregon Department of Agriculture
Invasive Noxious Weed
Control Program
503-986-4621, or call

1-866-INVADER




Oregon
Department
of Agriculture

Plant Protection & Conservation Program
Invasive Noxious Weed Control Program
635 Capitol St. NE
Salem OR 97301-2532

Flowering rush

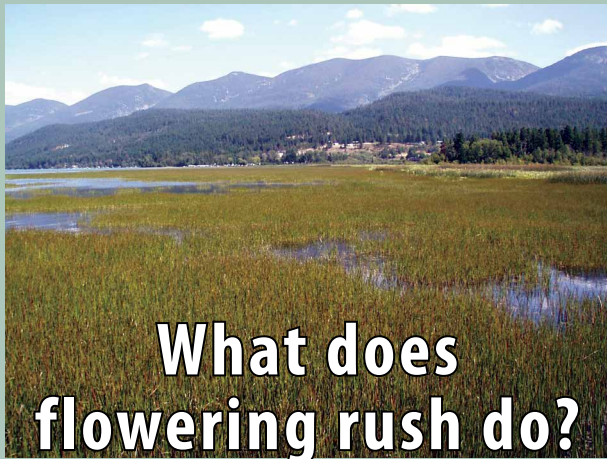
***Butomus umbellatus*
AQUATIC INVADER!**





What is flowering rush?

Flowering rush is an aquatic plant that grows along shorelines, canals, and other slow-moving waters. Introduced as an ornamental plant over 100 years ago, it has spread to many states and provinces. This noxious weed has not been found in any natural water bodies in Oregon yet, but could spread from private ponds or infestations in neighboring states.



What does flowering rush do?

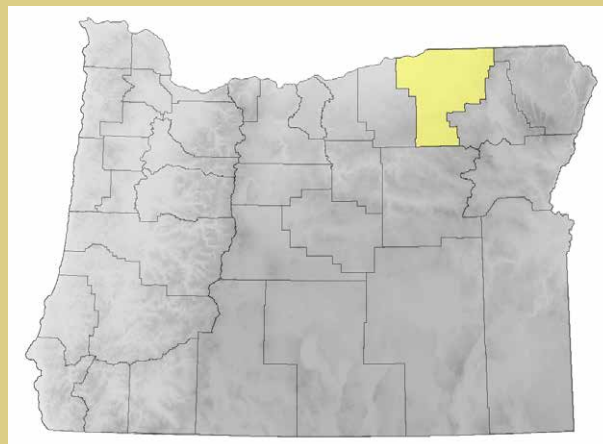
Flowering rush can grow on exposed banks during drawdowns in dry years or on fully submerged sites. When established, it can clog irrigation canals and drainage ditches and restrict boating access at docks and launches. This plant forms large monocultures that compete with native plants like cattails and willows.



How does flowering rush spread?

Flowering rush is a perennial species that reproduces through rhizomes, pea-sized bulbils, and in some plants by seed. Rhizomes and bulbils may be dislodged from plant bases by wildlife, waves, ice, or boating disturbances. Flowering rush can be spread with boating equipment.

Distribution in Oregon



In 2014, flowering rush was detected for the first time on the Oregon side of the Columbia River in Umatilla County during an aquatic survey by Center for Lakes and Reservoirs (PSU) which was funded by an Oregon State Weed Board grant.



How can you identify flowering rush?

Flowering rush is not a true rush, but does resemble bulrushes and true rushes when not in flower. Plants have long, thin, sword-shaped green leaves (up to 40 inches) that are triangular in cross section; leaf tips may be spirally twisted. Flowering rush grows upright when growing in shallow water or on exposed banks, but can also form floating leaves in deeper water.

When in flower, it can be easily be identified by showy, umbel-shaped clusters of 20 to 50 pink or white flowers atop cylindrical shaped stems. Each flower has three petals and three sepals. Fleshy rhizomes are abundant at the leaf bases. Bulbils (small bulb-like plant sprouts) are sometimes found at the base of flowering stems or along the rhizomes.



Oregon
Department
of Agriculture

Invasive Noxious Weed Control Program
www.oregon.gov/ODA/programs/Weeds
Photo credits: Photographs: P. Rice, University of Montana and B. Legler, University of Washington Herbarium Prepared by Center for Lake & Reservoirs, Portland State University.
Contact 1-866-invader for more information
5/2017