

CERTIFICATION

I hereby certify that the accompanying summary and detailed statements are true and correct to the best of my knowledge and belief and that the accuracy of all numerical information has been verified.

Department of Land Conservation and Development

635 Capitol St. Ste 150, Salem OR 97301

AGENCY NAME

AGENCY ADDRESS



SIGNATURE

Land Conservation and Development Commission, Chair

TITLE

Notice: Requests of agencies headed by a board or commission must be approved by official action of those bodies and signed by the board or commission chairperson.

The requests of other agencies must be approved and signed by the agency director or administrator.

Agency Request

Governor's Budget

Legislatively Adopted

Table of Contents

Department of Land Conservation & Development 2017-19 Agency Request Budget

Certification

Legislative Action **Page**

Legislative Measures & Budget Reports 001

Agency Summary **Page**

Executive Summary 192

Budget Summary Graphics 197

Mission Statement and Statutory Authority 200

Process Improvement Efforts 207

Program Descriptions 209

Environmental Factors 211

Initiatives and Accomplishments 212

Development Criteria 217

Key Performance Measure Criteria 218

Information Technology Initiatives 219

Summary of 2017-19 Budget (ORBITS) 220

Program Prioritization 230

Reduction Options 235

2015-17 Organization Chart 239

2017-19 Organization Chart 240

Agency-wide Program Unit Summary (BPR010) 241

Revenues **Page**

Forecast Narrative and Graphics 243

Detail of Lottery Funds, Other Funds, & Federal Funds
Revenue (BPR012, 107BF07) 248

Planning Program **Page**

Organization Charts 2015-17 251

Organization Charts 2017-19 252

Executive Summary 253

Planning Program Unit Narrative 262

Planning Program Unit Essential Packages (BPR012) 270

Planning Program Unit Policy Packages

• Pkg 102 Planning for Housing Affordability DLCD/OHCS 280

• Pkg 103 Improving Data and GIS Resources 286

• Pkg 104 Planning for Resilience to Natural Hazards 294

• Pkg 105 Coastal Resilience and Mitigation Planning 302

Detail of Lottery Funds, Other Funds, &
Federal Funds Revenue (BPR012) 308

Grants Program **Page**

Executive Summary 310

Grants Program Unit Narrative 314

Program Unit Essential Packages (BPR012) 316

Grants Program Unit Policy Package

• Pkg 101 Restore Grants for Local Planning 318

Detail Revenues and Expenditures (Agencywide & SCR) 322

Special Reports **Page**

Information Technology	324
Audit Response Report	325
Joint Legislative Audit Committee	326
2016 Annual Performance Progress Report	327
Affirmative Action Report Summary	328

Additional Reports:

ORBITS Reports

BSU003A	Summary Cross References Listing & Packages	330
BSU004A	Policy Package List by Priority	331
BDV001A	Detail Revenues & Expenditures -Requested Budget	332
BDV002A	Detail Revenues & Expenditures -Essential Packages	364
BDV004B	Detail Revenues & Expenditures -Policy Packages	387

PICS Reports

PPDPLBUDCL	Summary List by Package by Summary Cross Reference	420
PPDPLAGYCL	Summary List by Package by Agency	428
PPBPLWSBUD	Detail Listing by Summary Cross Reference	432

--End--

Enrolled
House Bill 5027

Introduced and printed pursuant to House Rule 12.00. Pre-session filed (at the request of Oregon Department of Administrative Services)

CHAPTER

AN ACT

Relating to the financial administration of the Department of Land Conservation and Development; and declaring an emergency.

Be It Enacted by the People of the State of Oregon:

SECTION 1. There are appropriated to the Department of Land Conservation and Development, for the biennium beginning July 1, 2015, out of the General Fund, the following amounts, for the following purposes:

- (1) Planning program \$ 11,216,231
- (2) Grant programs \$ 1,527,115

SECTION 2. Notwithstanding any other law limiting expenditures, the amount of \$484,999 is established for the biennium beginning July 1, 2015, as the maximum limit for payment of expenses from fees, moneys or other revenues, including Miscellaneous Receipts, but excluding lottery funds and federal funds, collected or received by the Department of Land Conservation and Development.

SECTION 3. Notwithstanding any other law limiting expenditures, the amount of \$6,267,596 is established for the biennium beginning July 1, 2015, as the maximum limit for payment of expenses from federal funds collected or received by the Department of Land Conservation and Development.

SECTION 4. This 2015 Act being necessary for the immediate preservation of the public peace, health and safety, an emergency is declared to exist, and this 2015 Act takes effect July 1, 2015.

Passed by House May 18, 2015

.....
Timothy G. Sekerak, Chief Clerk of House

.....
Tina Kotek, Speaker of House

Passed by Senate May 28, 2015

.....
Peter Courtney, President of Senate

Received by Governor:

.....M,....., 2015

Approved:

.....M,....., 2015

.....
Kate Brown, Governor

Filed in Office of Secretary of State:

.....M,....., 2015

.....
Jeanne P. Atkins, Secretary of State

BUDGET REPORT AND MEASURE SUMMARY

CARRIER: Sen. Dembrow

Joint Committee On Ways and Means

Action: Do Pass The A-Eng Bill.

Action Date: 05/08/15

Vote:

Senate

Yeas: 10 - Burdick, Devlin, Hansell, Johnson, Monroe, Roblan, Shields, Steiner Hayward, Thomsen, Winters

Nays: 2 - Girod, Whitsett

House

Yeas: 9 - Buckley, Gomberg, Huffman, Komp, Nathanson, Rayfield, Read, Smith, Williamson

Nays: 3 - McLane, Whisnant, Whitsett

Prepared By: Cathleen Connolly, Department of Administrative Services

Reviewed By: Matt Stayner, Legislative Fiscal Office

Agency: Department of Land Conservation and Development

Biennium: 2015-17

Budget Summary*

	2013-15 Legislatively Approved Budget ⁽¹⁾	2015-17 Current Service Level	2015-17 Committee Recommendation	Committee Change from 2013-15 Leg. Approved	
				\$ Change	% Change
General Fund	\$ 12,667,032	\$ 12,244,349	\$ 12,743,346	\$ 76,314	0.6%
Other Funds Limited	\$ 960,315	\$ 484,999	\$ 484,999	\$ (475,316)	-49.5%
Federal Funds Limited	\$ 6,014,070	\$ 6,267,596	\$ 6,267,596	\$ 253,526	4.2%
Total	\$ 19,641,417	\$ 18,996,944	\$ 19,495,941	\$ (145,476)	-0.7%

Position Summary

Authorized Positions	61	56	56	-5
Full-time Equivalent (FTE) positions	57.68	54.40	54.90	-2.78

⁽¹⁾ Includes adjustments through December 2014

* Excludes Capital Construction expenditures

Revenue Summary

The budget for the Department of Land Conservation and Development (DLCD) is supported by General Fund, Other Funds, and Federal Funds. General Fund supports land use program activities and grants to local governments. The agency receives Other Funds for specific activities or functions such as transportation growth management activities. Federal Funds are received from the National Oceanic and Atmospheric Administration for coastal zone management activities and the Federal Emergency Management Agency for floodplain management activities.

Summary of Natural Resource Subcommittee Action

The Department is the administrative arm of the Land Conservation and Development Commission (LCDC). DLCD staff assists the Commission in adopting standard land use goals, ensuring compliance of local land use plans with the goals, coordinating state and local planning, and managing the coastal zone program. Oregon’s land use planning system is based on a set of 19 statewide goals that express the state’s policies on land use and related topics such as citizen involvement, housing and natural resources.

The Subcommittee approved a total funds budget of \$19,495,941 (54.90 FTE). This is a 0.7 percent decrease from the 2013-15 Legislatively Approved Budget through December 2014. The budget includes \$12,743,346 General Fund, \$484,999 Other Funds and \$6,267,596 Federal Funds. The budget maintains funding for the agency’s current services and adds funding to allow the agency to move forward with its Information Management Modernization Initiative (IMMI). Funding for local grants is set at \$1,527,115.

Planning Program - 001

The Planning Program responsibilities includes periodic review, technical assistance, support to the Land Conservation and Development Commission, coastal zone management, transportation growth management, landowner notifications and all other planning activities, except for grants. The Subcommittee approved a budget of \$17,968,826 total funds and 56 positions (54.90 FTE).

The Subcommittee on Natural Resources recommended package 104: IMMI Continuation. The package is part of a five year initiative that includes 75 small technology projects with the objective of updating processes and function. DLCD estimated the entire cost of the five-year project to be approximately \$1.0 million. In the 2013-2015 biennium, one-time funding and a 0.48 limited duration position were provided, but did not roll forward in the base budget for the 2015-2017 biennium. This package includes the elimination of an existing, permanent 0.50 FTE procurement and contract specialist position and the establishment of a permanent 1.00 FTE information services specialist position to serve as a database administrator. Services and Supplies costs of \$294,000 provided in the package are for one-time expenditures such as professional services and information services contracts. These costs will be phased out of the agency's budget in the 2017-2019 biennium.

Grant Program - 003

The Grant Program provides General Fund grants to cities and counties to help with comprehensive plan development, plan amendments, and periodic review. The Subcommittee approved a budget of \$1,527,115 General Fund. This program has no FTE.

The Subcommittee on Natural Resources did not recommend any packages for this program.

Summary of Performance Measure Action

See attached Legislatively Adopted 2015-17 Key Performance Measures form.

DETAIL OF JOINT COMMITTEE ON WAYS AND MEANS ACTION

HB 5027-A

Department of Land Conservation and Development
Cathleen Connolly - 503-373-0083

DESCRIPTION	GENERAL FUND	LOTTERY FUNDS	OTHER FUNDS		FEDERAL FUNDS		TOTAL ALL FUNDS	POS	FTE
			LIMITED	NONLIMITED	LIMITED	NONLIMITED			
2013-15 Legislatively Approved Budget at Dec 2014 *	\$ 12,667,032	\$ -	\$ 960,315	\$ -	\$ 6,014,070	\$ -	\$ 19,641,417	61	57.68
2015-17 Current Service Level (CSL)*	\$ 12,244,349	\$ -	\$ 484,999	\$ -	\$ 6,267,596	\$ -	\$ 18,996,944	56	54.40
SUBCOMMITTEE ADJUSTMENTS (from CSL)									
SCR 001 - Planning Program									
Package 104: Description									
Personal Services	\$ 170,843	\$ -	\$ (36,887)	\$ -	\$ -	\$ -	\$ 133,956	0	0.50
Services and Supplies	\$ 328,154	\$ -	\$ 36,887	\$ -	\$ -	\$ -	\$ 365,041		
TOTAL ADJUSTMENTS	\$ 498,997	\$ -	\$ -	\$ -	\$ -	\$ -	\$ 498,997	0	0.50
SUBCOMMITTEE RECOMMENDATION *	\$ 12,743,346	\$ -	\$ 484,999	\$ -	\$ 6,267,596	\$ -	\$ 19,495,941	56	54.90
% Change from 2013-15 Leg Approved Budget	0.6%	0.0%	-49.5%	0.0%	4.2%	0.0%	-0.7%		
% Change from 2015-17 Current Service Level	4.1%	0.0%	0.0%	0.0%	0.0%	0.0%	2.6%		

*Excludes Capital Construction Expenditures

Legislatively Approved 2015-2017 Key Performance Measures

Agency: LAND CONSERVATION and DEVELOPMENT DEPARTMENT

Mission: As stewards of Oregon’s visionary land use planning program, we foster sustainable and vibrant communities and protect our natural resources legacy in a dynamic partnership with citizens and communities. We help communities and citizens plan for, protect and improve the built and natural systems that provide a high quality of life.

Legislatively Proposed KPMs	Customer Service Category	Agency Request	Most Current Result	Target 2016	Target 2017
1 - EMPLOYMENT LAND SUPPLY. Percent of cities that have an adequate supply of land for industrial and other employment needs to implement their local economic development plan.		Approved KPM	49.00	75.00	75.00
2 - HOUSING LAND SUPPLY – Percent of cities that have an adequate supply of buildable residential land to meet housing needs.		Approved KPM	56.00	90.00	90.00
3 - PUBLIC FACILITIES PLANS – Percent of cities that have updated the local plan to include reasonable cost estimates and funding plans for sewer and water systems.		Approved KPM	52.00	70.00	70.00
4 - CERTIFIED INDUSTRIAL SITES – Number of industrial sites certified as “project-ready” added each fiscal year.		Approved KPM	9.00	6.00	6.00
5 - TRANSIT SUPPORTIVE LAND USE – Percent of urban areas with a population greater than 25,000 that have adopted transit supportive land use regulations.		Approved KPM	88.00	90.00	91.00
6 - TRANSPORTATION FACILITIES – Percent of urban areas that have updated the local plan to include reasonable cost estimates and funding plans for transportation facilities.		Approved KPM	90.00	92.00	92.00
10 - FARM LAND – Percent of farm land outside urban growth boundaries zoned for exclusive farm use in 1987 that retains that zoning.		Approved KPM	99.86	99.95	99.95
11 - FOREST LAND – Percent of forest land outside urban growth boundaries zoned in 1987 for forest or mixed farm/forest use that remains zoned for those uses.		Approved KPM	99.92	99.95	99.95
12 - URBAN GROWTH BOUNDARY EXPANSION – Percent of land added to urban growth boundaries that is not farm or forest land.		Approved KPM	38.00	55.00	55.00

Agency: LAND CONSERVATION and DEVELOPMENT DEPARTMENT

Mission: As stewards of Oregon’s visionary land use planning program, we foster sustainable and vibrant communities and protect our natural resources legacy in a dynamic partnership with citizens and communities. We help communities and citizens plan for, protect and improve the built and natural systems that provide a high quality of life.

Legislatively Proposed KPMs	Customer Service Category	Agency Request	Most Current Result	Target 2016	Target 2017
15 - GRANT AWARDS – Percent of local grants awarded to local governments within two months after receiving application.		Approved KPM	90.00	100.00	100.00
17 - CUSTOMER SERVICE: Percent of customers rating their satisfaction with the agency’s customer service as “good” or “excellent”: overall customer service, timeliness, accuracy, helpfulness, expertise and availability of information.	Accuracy	Approved KPM	72.82	83.00	83.00
17 - CUSTOMER SERVICE: Percent of customers rating their satisfaction with the agency’s customer service as “good” or “excellent”: overall customer service, timeliness, accuracy, helpfulness, expertise and availability of information.	Availability of Information	Approved KPM	73.69	83.00	83.00
17 - CUSTOMER SERVICE: Percent of customers rating their satisfaction with the agency’s customer service as “good” or “excellent”: overall customer service, timeliness, accuracy, helpfulness, expertise and availability of information.	Expertise	Approved KPM	85.41	83.00	83.00
17 - CUSTOMER SERVICE: Percent of customers rating their satisfaction with the agency’s customer service as “good” or “excellent”: overall customer service, timeliness, accuracy, helpfulness, expertise and availability of information.	Helpfulness	Approved KPM	77.08	83.00	83.00
17 - CUSTOMER SERVICE: Percent of customers rating their satisfaction with the agency’s customer service as “good” or “excellent”: overall customer service, timeliness, accuracy, helpfulness, expertise and availability of information.	Overall	Approved KPM	72.63	83.00	83.00
17 - CUSTOMER SERVICE: Percent of customers rating their satisfaction with the agency’s customer service as “good” or “excellent”: overall customer service, timeliness, accuracy, helpfulness, expertise and availability of information.	Timeliness	Approved KPM	73.96	83.00	83.00
19 - BEST PRACTICES – Percent of total best practices met by the Board.		Approved KPM	100.00	100.00	100.00

LFO Recommendation:

Approve the Key Performance Measures and targets as proposed.

Sub-Committee Action:

Approved the Key Performance Measures and targets as recommended by LFO

Print Date: 5/4/2015

7 of 7

Enrolled Senate Bill 5507

Printed pursuant to Senate Interim Rule 213.28 by order of the President of the Senate in conformance with pre-session filing rules, indicating neither advocacy nor opposition on the part of the President (at the request of Oregon Department of Administrative Services)

CHAPTER

AN ACT

Relating to state financial administration; creating new provisions; amending section 5, chapter 25, Oregon Laws 2015 (Enrolled House Bill 5017); repealing section 3, chapter 303, Oregon Laws 2015 (Enrolled Senate Bill 5528); and declaring an emergency.

Be It Enacted by the People of the State of Oregon:

SECTION 1. In addition to and not in lieu of any other appropriation, there is appropriated to the Emergency Board, for the biennium beginning July 1, 2015, out of the General Fund, the amount of \$30,000,000 for the purposes for which the Emergency Board lawfully may allocate funds.

SECTION 2. (1) In addition to and not in lieu of any other appropriation, there is appropriated to the Emergency Board, for the biennium beginning July 1, 2015, out of the General Fund, the amount of \$120,000,000, to be allocated to state agencies for state employee compensation changes for the biennium beginning July 1, 2015.

(2) If any of the moneys appropriated by subsection (1) of this section are not allocated by the Emergency Board prior to December 1, 2016, the moneys remaining on that date become available for any purpose for which the Emergency Board lawfully may allocate funds.

SECTION 3. In addition to and not in lieu of any other appropriation, there is appropriated to the Department of Revenue, for the biennium beginning July 1, 2015, out of the General Fund, the amount of \$3,935,414 for the core system replacement project.

SECTION 4. Notwithstanding any other law limiting expenditures, the amount of \$25,929,440 is established for the biennium beginning July 1, 2015, for the core system replacement project, as the maximum limit for payment of expenses from fees, moneys or other revenues, including Miscellaneous Receipts and reimbursements from federal service agreements, but excluding lottery funds and federal funds not described in this section, collected or received by the Department of Revenue.

SECTION 5. Notwithstanding any other provision of law, the General Fund appropriation made to the Department of Revenue by section 1 (7), chapter 596, Oregon Laws 2015 (Enrolled House Bill 5035), for the biennium beginning July 1, 2015, is increased by \$3,684,413 for capital debt service and related costs for outstanding general obligation bonds sold pursuant to Article XI-Q of the Oregon Constitution for the core system replacement project.

SECTION 6. Notwithstanding any other law limiting expenditures, the amount of \$375,000 is established for the biennium beginning July 1, 2015, as the maximum limit for payment of expenses for costs of issuance of general obligation bonds sold pursuant to Article XI-Q

of the Oregon Constitution from fees, moneys or other revenues, including Miscellaneous Receipts and reimbursements from federal service agreements, but excluding lottery funds and federal funds not described in this section, collected or received by the Department of Revenue for capital debt service and related costs for the core system replacement project.

SECTION 7. Notwithstanding any other law limiting expenditures, the amount of \$1,880,000 is established for the biennium beginning July 1, 2015, for the property valuation system, as the maximum limit for payment of expenses from fees, moneys or other revenues, including Miscellaneous Receipts and reimbursements from federal service agreements, but excluding lottery funds and federal funds not described in this section, collected or received by the Department of Revenue.

SECTION 8. In addition to and not in lieu of any other appropriation, there is appropriated to the Department of Revenue, for the biennium beginning July 1, 2015, out of the General Fund, the amount of \$71,843, which may be expended for capital debt service and related costs for outstanding general obligation bonds sold pursuant to Article XI-Q of the Oregon Constitution for the property valuation system.

SECTION 9. Notwithstanding any other law limiting expenditures, the amount of \$80,000 is established for the biennium beginning July 1, 2015, as the maximum limit for payment of expenses for costs of issuance of general obligation bonds sold pursuant to Article XI-Q of the Oregon Constitution from fees, moneys or other revenues, including Miscellaneous Receipts and reimbursements from federal service agreements, but excluding lottery funds and federal funds not described in this section, collected or received by the Department of Revenue for capital debt service and related costs for the property valuation system.

SECTION 10. Notwithstanding any other law limiting expenditures, the amount of \$15,209,670 is established for the biennium beginning July 1, 2015, for the child support enforcement automated system in the child support enforcement automated program, as the maximum limit for payment of expenses from fees, moneys or other revenues, including Miscellaneous Receipts and reimbursements from federal service agreements, but excluding lottery funds and federal funds not described in this section, collected or received by the Department of Justice.

SECTION 11. Notwithstanding any other provision of law, the General Fund appropriation made to the Department of Justice by section 1 (7), chapter __, Oregon Laws 2015 (Enrolled Senate Bill 5516), for the biennium beginning July 1, 2015, is increased by \$2,407,587 for capital debt service and related costs for outstanding general obligation bonds sold pursuant to Article XI-Q of the Oregon Constitution for the child support enforcement automated system in the debt service and related costs program.

SECTION 12. Notwithstanding any other law limiting expenditures, the amount of \$205,330 is established for the biennium beginning July 1, 2015, as the maximum limit for payment of expenses for costs of issuance of general obligation bonds sold pursuant to Article XI-Q of the Oregon Constitution from fees, moneys or other revenues, including Miscellaneous Receipts and reimbursements from federal service agreements, but excluding lottery funds and federal funds not described in this section, collected or received by the Department of Justice for capital debt service and related costs for the child support enforcement automated system in the debt service and related costs program.

SECTION 13. Notwithstanding any other law limiting expenditures, the amount of \$29,997,991 is established for the biennium beginning July 1, 2015, for the child support enforcement automated system in the child support enforcement automated program, as the maximum limit for payment of expenses from federal funds, collected or received by the Department of Justice.

SECTION 14. Notwithstanding any other provision of law, the General Fund appropriation made to the Department of Justice by section 1 (4), chapter __, Oregon Laws 2015 (Enrolled Senate Bill 5516), for the biennium beginning July 1, 2015, is increased by \$240,550 for the Crime Victims' Services Division for the Oregon Crime Victims Law Center.

SECTION 15. Notwithstanding any other law limiting expenditures, the limitation on expenditures established by section 1 (1), chapter 595, Oregon Laws 2015 (Enrolled House Bill 5034), for the biennium beginning July 1, 2015, as the maximum limit for payment of expenses from fees, moneys or other revenues, including Miscellaneous Receipts, but excluding lottery funds and federal funds, collected or received by the Public Employees Retirement System, is increased by \$509,960 for administrative and operating expenses related to chapter 506, Oregon Laws 2015 (Enrolled Senate Bill 370), and chapter 326, Oregon Laws 2015 (Enrolled House Bill 3495).

SECTION 16. Notwithstanding any other law limiting expenditures, the limitation on expenditures established by section 1 (4), chapter 303, Oregon Laws 2015 (Enrolled Senate Bill 5528), for the biennium beginning July 1, 2015, as the maximum limit for payment of expenses from fees, moneys or other revenues, including Miscellaneous Receipts, but excluding lottery funds and federal funds, collected or received by the State Parks and Recreation Department, is increased by \$98,740 for the purposes of direct services.

SECTION 17. Notwithstanding any other law limiting expenditures, the limitation on expenditures established by section 2 (3), chapter 303, Oregon Laws 2015 (Enrolled Senate Bill 5528), for the biennium beginning July 1, 2015, as the maximum limit for payment of expenses from lottery moneys allocated from the Parks and Natural Resources Fund to the State Parks and Recreation Department, is increased by \$1,770,000 for park development.

SECTION 18. Notwithstanding any other law limiting expenditures, the limitation on expenditures established by section 2 (4), chapter 303, Oregon Laws 2015 (Enrolled Senate Bill 5528), for the biennium beginning July 1, 2015, as the maximum limit for payment of expenses from lottery moneys allocated from the Parks and Natural Resources Fund to the State Parks and Recreation Department, is increased by \$58,314 for direct services.

SECTION 19. Notwithstanding any other law limiting expenditures, the limitation on expenditures established by section 2 (5), chapter 303, Oregon Laws 2015 (Enrolled Senate Bill 5528), for the biennium beginning July 1, 2015, as the maximum limit for payment of expenses from lottery moneys allocated from the Parks and Natural Resources Fund to the State Parks and Recreation Department, is increased by \$362,326 for community support and grants.

SECTION 20. Section 3, chapter 303, Oregon Laws 2015 (Enrolled Senate Bill 5528), is repealed.

SECTION 21. Notwithstanding any other law limiting expenditures, the limitation on expenditures established by section 4 (1), chapter 303, Oregon Laws 2015 (Enrolled Senate Bill 5528), for the biennium beginning July 1, 2015, as the maximum limit for payment of expenses from federal funds collected or received by the State Parks and Recreation Department, is reduced by \$970,000 for park development.

SECTION 22. Notwithstanding any other law limiting expenditures, the limitation on expenditures established by section 4 (3), chapter 303, Oregon Laws 2015 (Enrolled Senate Bill 5528), for the biennium beginning July 1, 2015, as the maximum limit for payment of expenses from federal funds collected or received by the State Parks and Recreation Department, is increased by \$70,425 for community support and grants.

SECTION 23. Notwithstanding any other law limiting expenditures, the limitation on expenditures established by section 2 (1), chapter 335, Oregon Laws 2015 (Enrolled House Bill 5037), for the biennium beginning July 1, 2015, as the maximum limit for payment of expenses from federal funds collected or received by the Department of State Lands for Common School Fund programs is increased by \$161,488 for Environmental Protection Agency grant funds.

SECTION 24. Notwithstanding any other provision of law, the General Fund appropriation made to the Oregon Military Department by section 1 (2), chapter 594, Oregon Laws 2015 (Enrolled House Bill 5032), for the biennium beginning July 1, 2015, for operations, is increased by \$89,563 for additional operations and maintenance positions.

SECTION 25. Notwithstanding any other law limiting expenditures, the limitation on expenditures established by section 3 (1), chapter 594, Oregon Laws 2015 (Enrolled House Bill 5032), for the biennium beginning July 1, 2015, as the maximum limit for payment of expenses from federal funds, other than those described in section 2, chapter 594, Oregon Laws 2015 (Enrolled House Bill 5032), collected or received by the Oregon Military Department is increased by \$358,253 for additional operations and maintenance positions.

SECTION 26. Notwithstanding any other provision of law, the General Fund appropriation made to the Oregon Criminal Justice Commission by section 1, chapter 606, Oregon Laws 2015 (Enrolled Senate Bill 5506), for the biennium beginning July 1, 2015, is increased by \$5,000,000 for Justice Reinvestment Initiative grants.

SECTION 27. Notwithstanding any other law limiting expenditures, the limitation on expenditures established by section 2, chapter __, Oregon Laws 2015 (Enrolled Senate Bill 5513), for operations, for the biennium beginning July 1, 2015, as the maximum limit for payment of expenses from fees, moneys or other revenues, including Miscellaneous Receipts and federal funds from the United States Department of Housing and Urban Development for contract services, but excluding lottery funds and federal funds not described in section 2, chapter __, Oregon Laws 2015 (Enrolled Senate Bill 5513), collected or received by the Housing and Community Services Department, is increased by \$10,000,000 for energy assistance payments.

SECTION 28. Notwithstanding any other provision of law, the General Fund appropriation made to the Department of Veterans' Affairs by section 1 (2), chapter 616, Oregon Laws 2015 (Enrolled Senate Bill 5539), is increased by \$500,000 for payments to counties pursuant to ORS 406.310 and 406.462.

SECTION 29. In addition to and not in lieu of any other appropriation, there is appropriated to the Oregon Military Department, for the biennium beginning July 1, 2015, out of the General Fund, the amount of \$250,000, which may be expended for the Oregon Military Museum.

SECTION 30. Notwithstanding any other provision of law, the General Fund appropriation made to the Oregon Health Authority by section 1 (1), chapter __, Oregon Laws 2015 (Enrolled Senate Bill 5526), for the biennium beginning July 1, 2015, for programs, is increased by \$160,000 for the development and operation of a donated dental services program.

SECTION 31. Notwithstanding any other provision of law, the General Fund appropriation made to the Oregon Health Authority by section 1 (1), chapter __, Oregon Laws 2015 (Enrolled Senate Bill 5526), for the biennium beginning July 1, 2015, for programs, is increased by \$200,000 for the Senior Farm Direct Nutrition Program.

SECTION 32. Notwithstanding any other provision of law, the General Fund appropriation made to the Oregon Health Authority by section 1 (1), chapter __, Oregon Laws 2015 (Enrolled Senate Bill 5526), for the biennium beginning July 1, 2015, for programs, is increased by \$100,000 for the Women, Infants and Children Farm Direct Nutrition Program.

SECTION 33. Notwithstanding any other provision of law, the General Fund appropriation made to the Oregon Health Authority by section 1 (1), chapter __, Oregon Laws 2015 (Enrolled Senate Bill 5526), for the biennium beginning July 1, 2015, for programs, is increased by \$600,000 for school-based health centers.

SECTION 34. Notwithstanding any other provision of law, the General Fund appropriation made to the Oregon Health Authority by section 1 (1), chapter __, Oregon Laws 2015 (Enrolled Senate Bill 5526), for the biennium beginning July 1, 2015, for programs, is increased by \$10,000,000 for grants to safety net providers.

SECTION 35. (1) In addition to and not in lieu of any other appropriation, there is appropriated to the Emergency Board, for the biennium beginning July 1, 2015, out of the General Fund, the amount of \$40,000,000, to be allocated to the Oregon Health Authority or the Department of Human Services for caseload costs or other budget challenges that the agency is unable to mitigate.

(2) If any of the moneys appropriated by subsection (1) of this section are not allocated by the Emergency Board prior to December 1, 2016, the moneys remaining on that date become available for any purpose for which the Emergency Board lawfully may allocate funds.

SECTION 36. Notwithstanding any other law limiting expenditures, the limitation on expenditures established by section 6, chapter 668, Oregon Laws 2013, for the biennium ending June 30, 2015, as the maximum limit for payment of expenses by the Public Employees' Benefit Board from the Public Employees' Revolving Fund for benefit plan premiums and self-insurance is increased by \$45,000,000.

SECTION 37. Notwithstanding any other provision of law, the General Fund appropriation made to the Long Term Care Ombudsman by section 1 (1), chapter 408, Oregon Laws 2015 (Enrolled Senate Bill 5521), for the biennium beginning July 1, 2015, general program and services provided to care facility residents, is increased by \$100,000.

SECTION 38. (1) Notwithstanding any other provision of law, the General Fund appropriation made to the Department of Human Services by section 1 (2), chapter __, Oregon Laws 2015 (Enrolled House Bill 5026), for the biennium beginning July 1, 2015, for child welfare, self-sufficiency and vocational rehabilitation services, is increased by \$800,000 for foster care pilot programs.

(2) Notwithstanding any other law limiting expenditures, the limitation on expenditures established by section 3 (2), chapter __, Oregon Laws 2015 (Enrolled House Bill 5026), for the biennium beginning July 1, 2015, as the maximum limit for payment of expenses from federal funds, excluding federal funds described in section 2, chapter __, Oregon Laws 2015 (Enrolled House Bill 5026), collected or received by the Department of Human Services, for child welfare, self-sufficiency and vocational rehabilitation services, is increased by \$160,000 for foster care pilot programs.

SECTION 39. Notwithstanding any other provision of law, the General Fund appropriation made to the Department of Human Services by section 1 (2), chapter __, Oregon Laws 2015 (Enrolled House Bill 5026), for the biennium beginning July 1, 2015, for child welfare, self-sufficiency and vocational rehabilitation services, is increased by \$500,000 for a Temporary Assistance for Needy Families pilot project.

SECTION 40. Notwithstanding any other provision of law, the General Fund appropriation made to the Department of Human Services by section 1 (3), chapter __, Oregon Laws 2015 (Enrolled House Bill 5026), for the biennium beginning July 1, 2015, for aging and people with disabilities and intellectual/developmental disabilities programs, is increased by \$350,000 for the Home Care Commission.

SECTION 41. Notwithstanding any other provision of law, the General Fund appropriation made to the Department of Human Services by section 1 (2), chapter __, Oregon Laws 2015 (Enrolled House Bill 5026), for the biennium beginning July 1, 2015, for child welfare, self-sufficiency and vocational rehabilitation services, is increased by \$400,000 for food programs.

SECTION 42. Notwithstanding any other provision of law, the General Fund appropriation made to the Department of Human Services by section 1 (2), chapter __, Oregon Laws 2015 (Enrolled House Bill 5026), for the biennium beginning July 1, 2015, for child welfare, self-sufficiency and vocational rehabilitation services, is increased by \$150,000 for the Hunger Task Force.

SECTION 43. (1) In addition to and not in lieu of any other appropriation, there is appropriated to the Emergency Board, for the biennium beginning July 1, 2015, out of the General Fund, the amount of \$10,700,000, to be allocated to state agencies for compensation changes driven by collective bargaining for workers who are not state employees.

(2) If any of the moneys appropriated by subsection (1) of this section are not allocated by the Emergency Board prior to December 1, 2016, the moneys remaining on that date become available for any purpose for which the Emergency Board lawfully may allocate funds.

SECTION 44. (1) In addition to and not in lieu of any other appropriation, there is appropriated to the Emergency Board, for the biennium beginning July 1, 2015, out of the

General Fund, the amount of \$100,000, to be allocated to the Department of Human Services for provider compliance activities.

(2) If any of the moneys appropriated by subsection (1) of this section are not allocated by the Emergency Board prior to December 1, 2016, the moneys remaining on that date become available for any purpose for which the Emergency Board lawfully may allocate funds.

SECTION 45. Notwithstanding any other law limiting expenditures, the limitation on expenditures established by section 2 (2), chapter __, Oregon Laws 2015 (Enrolled House Bill 5002), for the biennium beginning July 1, 2015, for food safety, as the maximum limit for payment of expenses from fees, moneys or other revenues, including Miscellaneous Receipts, and including federal funds for contract services, but excluding lottery funds and federal funds not described in section 2, chapter __, Oregon Laws 2015 (Enrolled House Bill 5002), collected or received by the State Department of Agriculture, is increased by \$320,000.

SECTION 46. Notwithstanding any other law limiting expenditures, the limitation on expenditures established by section 2 (3), chapter __, Oregon Laws 2015 (Enrolled House Bill 5002), for the biennium beginning July 1, 2015, for natural resources, as the maximum limit for payment of expenses from fees, moneys or other revenues, including Miscellaneous Receipts, and including federal funds for contract services, but excluding lottery funds and federal funds not described in section 2, chapter __, Oregon Laws 2015 (Enrolled House Bill 5002), collected or received by the State Department of Agriculture, is increased by \$1,672,496.

SECTION 47. Notwithstanding any other provision of law, the General Fund appropriation made to the Department of Environmental Quality by section 1 (3), chapter 593, Oregon Laws 2015 (Enrolled House Bill 5018), for the biennium beginning July 1, 2015, for land quality, is increased by \$280,000.

SECTION 48. Notwithstanding any other law limiting expenditures, the limitation on expenditures established by section 2 (1), chapter 593, Oregon Laws 2015 (Enrolled House Bill 5018), for the biennium beginning July 1, 2015, for air quality, as the maximum limit for payment of expenses from fees, moneys or other revenues, including Miscellaneous Receipts, the proceeds of bonds for the Orphan Site Account and federal funds from congestion mitigation and air quality grants, drinking water protection, beach bacteria monitoring, laboratory accreditation and woodstove grants and for smoke monitoring laboratory services, but excluding lottery funds and federal funds not described in section 2, chapter 593, Oregon Laws 2015 (Enrolled House Bill 5018), collected or received by the Department of Environmental Quality, is increased by \$110,092.

SECTION 49. Notwithstanding any other law limiting expenditures, the limitation on expenditures established by section 7 (2), chapter __, Oregon Laws 2015 (Enrolled Senate Bill 5540), for the biennium beginning July 1, 2015, for grants, as the maximum limit for payment of expenses from federal funds collected or received by the Oregon Watershed Enhancement Board is increased by \$200,000.

SECTION 50. In addition to and not in lieu of any other appropriation, there is appropriated to the Higher Education Coordinating Commission, for the biennium beginning July 1, 2015, out of the General Fund, the amount of \$300,000, which may be expended for the establishment of a wrestling program at Eastern Oregon University.

SECTION 51. In addition to and not in lieu of any other appropriation, there is appropriated to the Higher Education Coordinating Commission, for the biennium beginning July 1, 2015, out of the General Fund, the amount of \$2,500,000, for use by Oregon State University for the Center for Advanced Wood Products Manufacturing and Design.

SECTION 52. (1) In addition to and not in lieu of any other appropriation, there is appropriated to the Emergency Board, for the biennium beginning July 1, 2015, out of the General Fund, the amount of \$6,500,000, to be allocated for increases in Oregon Department of Administrative Services rates and assessments.

(2) If any of the moneys appropriated by subsection (1) of this section are not allocated by the Emergency Board prior to December 1, 2016, the moneys remaining on that date become available for any purpose for which the Emergency Board lawfully may allocate funds.

SECTION 53. Notwithstanding any other law limiting expenditures, the limitation on expenditures established by section 2 (4), chapter __, Oregon Laws 2015 (Enrolled Senate Bill 5502), for the Chief Human Resource Office, for the biennium beginning July 1, 2015, as the maximum limit for payment of expenses from fees, moneys or other revenues, including Miscellaneous Receipts and federal funds received from charges, but excluding lottery funds and federal funds not described in section 2, chapter __, Oregon Laws 2015 (Enrolled Senate Bill 5502), collected or received by the Oregon Department of Administrative Services, is increased by \$951,393.

SECTION 54. Notwithstanding any other law limiting expenditures, the limitation on expenditures established by section 2 (7), chapter __, Oregon Laws 2015 (Enrolled Senate Bill 5502), for the biennium beginning July 1, 2015, for enterprise goods and services, as the maximum limit for payment of expenses from fees, moneys or other revenues, including Miscellaneous Receipts and federal funds received from charges, but excluding lottery funds and federal funds not described in section 2, chapter __, Oregon Laws 2015 (Enrolled Senate Bill 5502), collected or received by the Oregon Department of Administrative Services, is increased by \$293,314.

SECTION 55. (1) In addition to and not in lieu of any other appropriation, there is appropriated to the Emergency Board, for the biennium beginning July 1, 2015, out of the General Fund, the amount of \$2,000,000, to be allocated to the Department of Justice for the defense of criminal convictions.

(2) If any of the moneys appropriated by subsection (1) of this section are not allocated by the Emergency Board prior to December 1, 2016, the moneys remaining on that date become available for any purpose for which the Emergency Board lawfully may allocate funds.

SECTION 56. Notwithstanding any other law limiting expenditures, the limitation on expenditures established by section 3, chapter __, Oregon Laws 2015 (Enrolled House Bill 5021), for the biennium beginning July 1, 2015, as the maximum limit for payment of expenses from lottery moneys allocated from the Administrative Services Economic Development Fund to the Office of the Governor for the Regional Solutions Program, is increased by \$1,332,517.

SECTION 57. Notwithstanding any other provision of law, the General Fund appropriation made to the Office of the Governor by section 1, chapter __, Oregon Laws 2015 (Enrolled House Bill 5021), for the biennium beginning July 1, 2015, is increased by \$500,000 for federal programs coordination.

SECTION 58. Notwithstanding any other law limiting expenditures, and notwithstanding ORS 541.940 (2), the limitation on expenditures established by section 4, chapter __, Oregon Laws 2015 (Enrolled Senate Bill 5531), for the biennium beginning July 1, 2015, for fish and wildlife enforcement, as the maximum limit for payment of expenses by the Department of State Police for fish and wildlife enforcement activities from moneys or other revenues allocated to the Parks and Natural Resources Fund and from lottery funds made available to the Parks and Natural Resources Fund under Article XV, section 4 (8), of the Oregon Constitution, is increased by \$278,788.

SECTION 59. Notwithstanding any other law limiting expenditures, the limitation on expenditures established by section 2 (2), chapter __, Oregon Laws 2015 (Enrolled Senate Bill 5531), for the biennium beginning July 1, 2015, for fish and wildlife enforcement, as the maximum limit for payment of expenses from fees, moneys or other revenues, including Miscellaneous Receipts, but excluding lottery funds and federal funds, collected or received by the Department of State Police, is increased by \$993,640 for capital equipment for fish and wildlife enforcement.

SECTION 60. Notwithstanding any other law limiting expenditures, the limitation on expenditures established by section 2 (4), chapter __, Oregon Laws 2015 (Enrolled Senate Bill

5531), for the biennium beginning July 1, 2015, for administrative services, agency support, criminal justice information services and the office of the State Fire Marshal, as the maximum limit for payment of expenses from fees, moneys or other revenues, including Miscellaneous Receipts, but excluding lottery funds and federal funds, collected or received by the Department of State Police, is increased by \$78,830.

SECTION 61. Notwithstanding any other law limiting expenditures, the limitation on expenditures established by section 3 (4), chapter __, Oregon Laws 2015 (Enrolled Senate Bill 5531), for the biennium beginning July 1, 2015, for administrative services, agency support, criminal justice information services and the office of the State Fire Marshal, as the maximum limit for payment of expenses from federal funds collected or received by the Department of State Police is increased by \$1,163.

SECTION 62. Notwithstanding any other law limiting expenditures, the limitation on expenditures established by section 1 (1), chapter 329, Oregon Laws 2015 (Enrolled House Bill 5004), for the biennium beginning July 1, 2015, for operations, as the maximum limit for payment of expenses from fees, moneys or other revenues, including Miscellaneous Receipts, but excluding lottery funds and federal funds, collected or received by the Oregon Department of Aviation, is decreased by \$22,537.

SECTION 63. Notwithstanding any other law limiting expenditures, the limitation on expenditures established by section 1 (4), chapter 329, Oregon Laws 2015 (Enrolled House Bill 5004), for the biennium beginning July 1, 2015, for search and rescue, as the maximum limit for payment of expenses from fees, moneys or other revenues, including Miscellaneous Receipts, but excluding lottery funds and federal funds, collected or received by the Oregon Department of Aviation, is increased by \$22,537.

SECTION 64. Notwithstanding any other law limiting expenditures, the following amounts are established for the biennium beginning July 1, 2015, as the maximum limits for payment of expenses from the Water Resources Department Water Supply Fund established by section 10 (1), chapter 906, Oregon Laws 2009, for the following purposes:

(1) \$750,000 for facilitation of the preparation of place-based integrated water resources strategies as described by section 2 (2), chapter __, Oregon Laws 2015 (Enrolled Senate Bill 266).

(2) \$11,000,000 for the purpose of grants or contracts to assist with financing and facilitating water supply projects in the Umatilla Basin and for the payment of services in connection with the projects.

(3) \$1,000,000 for the purpose of making one or more grants to individuals or entities to repair, replace or remediate water wells in the Mosier Creek area.

(4) \$280,433 for the payment of bond issuance costs.

SECTION 65. Notwithstanding any other law limiting expenditures, the limitation on expenditures established by section 3 (1), chapter 597, Oregon Laws 2015 (Enrolled House Bill 5042), for the biennium beginning July 1, 2015, for the water resources program, as the maximum limit for payment of expenses from fees, moneys or other revenues, including Miscellaneous Receipts and including federal funds received under cooperative agreements with or contracts from the Bureau of Reclamation of the United States Department of the Interior, the United States Army Corps of Engineers, the United States Geological Survey, the Bonneville Power Administration and the National Fish and Wildlife Foundation, but excluding lottery funds and federal funds not described in section 3, chapter 597, Oregon Laws 2015 (Enrolled House Bill 5042), collected or received by the Water Resources Department, is increased by \$2,047,477 for the purpose of making grants and paying the cost of direct services provided under ORS 541.561 and for the payment of bond issuance costs from the Water Conservation, Reuse and Storage Investment Fund established under ORS 541.576.

SECTION 66. Notwithstanding any other law limiting expenditures, the limitation on expenditures established by section 3 (1), chapter 597, Oregon Laws 2015 (Enrolled House Bill 5042), for the biennium beginning July 1, 2015, for the water resources program, as the

maximum limit for payment of expenses from fees, moneys or other revenues, including Miscellaneous Receipts and including federal funds received under cooperative agreements with or contracts from the Bureau of Reclamation of the United States Department of the Interior, the United States Army Corps of Engineers, the United States Geological Survey, the Bonneville Power Administration and the National Fish and Wildlife Foundation, but excluding lottery funds and federal funds not described in section 3, chapter 597, Oregon Laws 2015 (Enrolled House Bill 5042), collected or received by the Water Resources Department, is increased by \$6,362,979 for the purpose of carrying out ORS 541.651 to 541.696 and for the payment of bond issuance costs from the Water Supply Development Account established under ORS 541.656.

SECTION 67. Notwithstanding any other law limiting expenditures, the limitation on expenditures established by section 3 (2), chapter 597, Oregon Laws 2015 (Enrolled House Bill 5042), for the biennium beginning July 1, 2015, for Water Development Fund loan administration, as the maximum limit for payment of expenses from fees, moneys or other revenues, including Miscellaneous Receipts and including federal funds received under cooperative agreements with or contracts from the Bureau of Reclamation of the United States Department of the Interior, the United States Army Corps of Engineers, the United States Geological Survey, the Bonneville Power Administration and the National Fish and Wildlife Foundation, but excluding lottery funds and federal funds not described in section 3, chapter 597, Oregon Laws 2015 (Enrolled House Bill 5042), collected or received by the Water Resources Department, is increased by \$30,000,000 for the purposes provided in ORS 541.700 to 541.855.

SECTION 68. Notwithstanding any other law limiting expenditures, the amount of \$520,000 is established for the biennium beginning July 1, 2015, as the maximum limit for the payment of bond issuance costs associated with bonds issued under Article XI-I(1) of the Oregon Constitution from the Water Development Administration and Bond Sinking Fund established under ORS 541.830.

SECTION 69. Notwithstanding any other law limiting expenditures, the amount of \$1,201,865 is established for the biennium beginning July 1, 2015, as the maximum limit for the payment of bond principal and interest costs associated with bonds issued under Article XI-I(1) of the Oregon Constitution from the Water Development Administration and Bond Sinking Fund established under ORS 541.830.

SECTION 70. Notwithstanding any other provision of law, the General Fund appropriation made to the Department of Land Conservation and Development by section 1 (1), chapter 547, Oregon Laws 2013, as modified by legislative or Emergency Board action, is reduced by \$194,000.

SECTION 71. Notwithstanding any other provision of law, the General Fund appropriation made to the Department of Land Conservation and Development by section 1 (1), chapter 333, Oregon Laws 2015 (Enrolled House Bill 5027), is increased by \$194,000 for the Southern Oregon Regional Pilot Program as described by Executive Order 12-07.

SECTION 72. Notwithstanding any other provision of law, the General Fund appropriation made to the Department of Land Conservation and Development by section 1 (1), chapter 333, Oregon Laws 2015 (Enrolled House Bill 5027), is increased by \$300,000 for the establishment of a SageCon Coordinator position.

SECTION 73. (1) In addition to and not in lieu of any other appropriation, there is appropriated to the Emergency Board, for the biennium beginning July 1, 2015, out of the General Fund, the amount of \$3,000,000, to be allocated to state agencies for issues relating to education.

(2) If any of the moneys appropriated by subsection (1) of this section are not allocated by the Emergency Board prior to December 1, 2016, the moneys remaining on that date become available for any purpose for which the Emergency Board lawfully may allocate funds.

SECTION 74. Notwithstanding any other provision of law, the General Fund appropriation made to the Department of Education by section 1, chapter 25, Oregon Laws 2015 (Enrolled House Bill 5017), for the biennium beginning July 1, 2015, for the State School Fund, is increased by \$51,990,543.

SECTION 75. Notwithstanding any other law limiting expenditures, the limitation on expenditures established by section 2, chapter 25, Oregon Laws 2015 (Enrolled House Bill 5017), for the biennium beginning July 1, 2015, as the maximum limit for payment of expenses from lottery moneys allocated from the Administrative Services Economic Development Fund to the Department of Education for the State School Fund is increased by \$66,009,457.

SECTION 76. Section 5, chapter 25, Oregon Laws 2015 (Enrolled House Bill 5017), is amended to read:

Sec. 5. (1) The Department of Education may not spend more than \$3,629,130,346[*plus one-half of any amount appropriated under section 7 of this 2015 Act,*] from the State School Fund for the fiscal year beginning July 1, 2015.

(2) The Department of Education may not spend more than [*\$3,629,130,346, plus one-half of any amount appropriated under section 7 of this 2015 Act,*] **\$3,747,130,346** from the State School Fund for the fiscal year beginning July 1, 2016.

SECTION 77. In addition to and not in lieu of any other appropriation, there is appropriated to the Higher Education Coordinating Commission, for the biennium beginning July 1, 2015, out of the General Fund, the amount of \$350,000 for a grant to the College Inside program to assist incarcerated individuals to obtain college credits toward a degree.

SECTION 78. In addition to and not in lieu of any other appropriation, there is appropriated to the Higher Education Coordinating Commission, for the biennium beginning July 1, 2015, out of the General Fund, the amount of \$350,000 for a grant to the College Possible organization to encourage and assist low-income students to attend a post-secondary institution.

SECTION 79. Notwithstanding any other provision of law, the General Fund appropriation made to the Higher Education Coordination Commission by section 1 (5), chapter __, Oregon Laws 2015 (Enrolled House Bill 5024), for the biennium beginning July 1, 2015, is increased by \$1,500,000 for funding academic counselors at community colleges for the 2016-2017 academic year.

SECTION 80. Notwithstanding any other law limiting expenditures, the limitation on expenditures established by section 5 (1), chapter __, Oregon Laws 2015 (Enrolled House Bill 5024), for the biennium beginning July 1, 2015, as the maximum limit for payment of expenses from bond proceeds and other revenues, including Miscellaneous Receipts, but excluding lottery funds and federal funds, collected or received by the Higher Education Coordinating Commission, is increased by \$4,477,055 for the costs of issuing bonds on behalf of community colleges and public universities.

SECTION 81. Notwithstanding any other law limiting expenditures, the amount of \$1,542,827 is established for the biennium beginning July 1, 2015, as the maximum limit for payment of expenses from bond proceeds and other revenues, including Miscellaneous Receipts, but excluding lottery funds and federal funds, collected or received by the Higher Education Coordinating Commission from the proceeds of lottery bonds for the purposes of a grant to the Linn Benton Community College for the Advanced Transportation Technology Center.

SECTION 82. (1) Notwithstanding any other provision of law, the General Fund appropriation made to the Commission on Judicial Fitness and Disability by section 1 (1), chapter 633, Oregon Laws 2013, for the biennium ending June 30, 2015, for administration, is decreased by \$5,000.

(2) Notwithstanding any other provision of law, the General Fund appropriation made to the Commission on Judicial Fitness and Disability by section 1 (2), chapter 633, Oregon Laws

2013, for the biennium ending June 30, 2015, for extraordinary expenses, is increased by \$5,000.

SECTION 83. (1) Notwithstanding any other provision of law, the General Fund appropriation made to the Judicial Department by section 5, chapter __, Oregon Laws 2015 (Enrolled Senate Bill 5514), for the biennium beginning July 1, 2015, for payment of expenses of the Oregon Law Commission, is increased by \$100,000.

(2) Notwithstanding any other law limiting expenditures, the limitation on expenditures established by section 2 (1), chapter __, Oregon Laws 2015 (Enrolled Senate Bill 5514), for the biennium beginning July 1, 2015, as the maximum limit for payment of expenses from fees, moneys or other revenues, including Miscellaneous Receipts and including reimbursements from federal service agreements, but excluding lottery funds and federal funds not described in section 2, chapter __, Oregon Laws 2015 (Enrolled Senate Bill 5514), collected or received by the Judicial Department for operations, is increased by \$455,000.

(3) Notwithstanding any other law limiting expenditures, the limitation on expenditures established by section 2 (7), chapter __, Oregon Laws 2015 (Enrolled Senate Bill 5514), for the biennium beginning July 1, 2015, as the maximum limit for payment of expenses from fees, moneys or other revenues, including Miscellaneous Receipts and including reimbursements from federal service agreements, but excluding lottery funds and federal funds not described in section 2, chapter __, Oregon Laws 2015 (Enrolled Senate Bill 5514), collected or received by the Judicial Department for the Oregon Courthouse Capital Construction and Improvement Fund, is increased by \$39,800,000.

(4) In addition to and not in lieu of any other appropriation, there is appropriated to the Judicial Department, for the biennium beginning July 1, 2015, out of the General Fund, the amount of \$600,000 for distribution to the Oregon State Bar for funding of the Legal Services Program established under ORS 9.572.

SECTION 84. (1) Notwithstanding any other provision of law, the General Fund appropriation made to the Oregon Business Development Department by section 1 (2), chapter __, Oregon Laws 2015 (Enrolled Senate Bill 5525), for the biennium beginning July 1, 2015, for debt service, is increased by \$4,089,357.

(2) Notwithstanding any other law limiting expenditures, the limitation on expenditures established by section 2 (2), chapter __, Oregon Laws 2015 (Enrolled Senate Bill 5525), for the biennium beginning July 1, 2015, as the maximum limit for payment of expenses from fees, moneys or other revenues, including Miscellaneous Receipts, but excluding lottery funds and federal funds, collected or received by the Oregon Business Development Department for Infrastructure Finance Authority, is increased by \$4,610,032.

(3) Notwithstanding any other law limiting expenditures, the limitation on expenditures established by section 2 (4), chapter __, Oregon Laws 2015 (Enrolled Senate Bill 5525), for the biennium beginning July 1, 2015, as the maximum limit for payment of expenses from fees, moneys or other revenues, including Miscellaneous Receipts, but excluding lottery funds and federal funds, collected or received by the Oregon Business Development Department for Arts and Cultural Trust, is increased by \$4,568,184.

(4) Notwithstanding any other law limiting expenditures, the limitation on expenditures established by section 2 (6), chapter __, Oregon Laws 2015 (Enrolled Senate Bill 5525), for the biennium beginning July 1, 2015, as the maximum limit for payment of expenses from fees, moneys or other revenues, including Miscellaneous Receipts, but excluding lottery funds and federal funds, collected or received by the Oregon Business Development Department for Regional Solutions, is increased by \$13,000,000.

(5) Notwithstanding any other law limiting expenditures, the amount of \$205,000,000 is established for the biennium beginning July 1, 2015, as the maximum limit for payment of expenses from fees, moneys or other revenues, including Miscellaneous Receipts, but excluding lottery funds and federal funds, collected or received by the Oregon Business Development Department for payment of expenses for the seismic rehabilitation grant program.

(6) Notwithstanding any other law limiting expenditures, the limitation on expenditures established by section 3 (5), chapter __, Oregon Laws 2015 (Enrolled Senate Bill 5525), for the biennium beginning July 1, 2015, as the maximum limit for payment of expenses from lottery moneys allocated from the Administrative Services Economic Development Fund to the Oregon Business Development Department for Regional Solutions, is increased by \$1,000,000 for support of the Regional Accelerator Innovation Network.

(7) Notwithstanding any other law limiting expenditures, the amount of \$500,000 is established for the biennium beginning July 1, 2015, as the maximum limit for payment of expenses from lottery moneys allocated from the Administrative Services Economic Development Fund to the Oregon Business Development Department for business, innovation and trade, for transfer to the Oregon Growth Fund.

SECTION 85. Notwithstanding any other law limiting expenditures, the amount of \$38,689,306 is established for the biennium beginning July 1, 2015, as the maximum limit for payment of expenses by the Oregon Department of Administrative Services from the Oregon Health and Science University Bond Fund for the following purposes:

(1) Paying the principal of, and the interest and premium on, outstanding general obligation bonds issued for projects benefiting Oregon Health and Science University, or in which the university participates, including without limitation bonds issued for the Oregon Opportunity program and other Oregon Health and Science University programs;

(2) Funding the general obligation bond reserves; and

(3) Paying amounts due in connection with any instrument authorized by section 18 (4)(c), chapter 921, Oregon Laws 2001.

SECTION 86. In addition to and not in lieu of any other appropriation, there is appropriated to the Oregon Department of Administrative Services, for the biennium beginning July 1, 2015, out of the General Fund, the amount of \$8,522,485 for debt service on outstanding general obligation bonds sold pursuant to Article XI-G of the Oregon Constitution for the benefit of Oregon Health and Science University.

SECTION 87. Notwithstanding any other law limiting expenditures, the amount of \$200,035,000 is established for the biennium beginning July 1, 2015, as the maximum limit for payment of expenses from bond proceeds and other revenues, including Miscellaneous Receipts, but excluding lottery funds and federal funds, collected or received by the Oregon Department of Administrative Services, for use by Oregon Health and Science University for cancer institute project costs.

SECTION 88. For the biennium beginning July 1, 2015, expenditures of proceeds by the Oregon Department of Administrative Services from state bonds issued during the period beginning July 1, 2013, and ending June 30, 2015, for the benefit of a public university, pursuant to agreements between the department and a public university, are not limited.

SECTION 89. For the biennium beginning July 1, 2015, expenditures of proceeds by the Higher Education Coordinating Commission from state bonds issued during the period beginning July 1, 2013, and ending June 30, 2015, for the benefit of a public university, pursuant to agreements between the commission and a public university are not limited.

SECTION 90. Notwithstanding any other law limiting expenditures, the following amounts are established for the biennium beginning July 1, 2015, as the maximum limits for payment of expenses from bond proceeds and other revenues, including Miscellaneous Receipts, but excluding lottery funds and federal funds, collected or received by the Oregon Department of Administrative Services, for the following purposes:

- (1) Concordia University for the construction of the Faubion prekindergarten through grade eight school..... \$ 785,698
- (2) Elgin Health District for a rural health care clinic..... \$ 1,293,008

- (3) **Open Meadow for the construction of a new facility for the Open School in Portland \$ 1,037,941**
- (4) **Boys & Girls Clubs of Portland Metropolitan Area for a new Boys & Girls Club in Rockwood \$ 1,037,941**
- (5) **City of Grants Pass for the Riverside Park renovation project..... \$ 535,837**
- (6) **Mountain West Career Technical Institute for the Career Technical Education Center in Salem..... \$ 1,037,941**
- (7) **Wheeler County for the construction of an underground fiber optic telecommunication line \$ 2,046,569**
- (8) **Port of Umatilla for the Eastern Oregon Trade and Event Center in Hermiston \$ 1,542,071**
- (9) **Trillium Family Services for improving and expanding the Children’s Farm Home \$ 3,054,961**
- (10) **Port of Morrow for an Early Childhood Development Center at the workforce training center at the Port of Morrow..... \$ 1,642,102**
- (11) **City of Tigard for the Hunziker Development Project. \$ 1,542,071**

SECTION 91. In addition to and not in lieu of any other appropriation, there are appropriated to the Oregon Department of Administrative Services, for the biennium beginning July 1, 2015, out of the General Fund, the following amounts, which are to be expended for payments for the following purposes:

- (1) **National Urban Housing and Economic Community Development Corporation \$ 1,100,000**
- (2) **Pine Valley Fire House \$ 850,000**
- (3) **YWCA of Greater Portland Family Preservation Project..... \$ 400,000**
- (4) **City of Medford Conference Center feasibility Study \$ 100,000**
- (5) **Rogue River White Water study community solutions project..... \$ 90,000**

SECTION 92. Notwithstanding any other law limiting expenditures, the limitation on expenditures established by section 1 (2), chapter 303, Oregon Laws 2015 (Enrolled Senate Bill 5528), for the biennium beginning July 1, 2015, for the lottery bond proceeds pass-through to Portland Parks and Recreation for the Renew Forest Park project, as the maximum limit for payment of expenses from fees, moneys or other revenues, including Miscellaneous Receipts,

but excluding lottery funds and federal funds, collected or received by the State Parks and Recreation Department, is increased by \$1,500,000.

SECTION 93. Notwithstanding any other law limiting expenditures, the limitation on expenditures established by section 1 (5), chapter 303, Oregon Laws 2015 (Enrolled Senate Bill 5528), for the biennium beginning July 1, 2015, for the lottery bond proceeds for the Main Street Revitalization Grant program, as the maximum limit for payment of expenses from fees, moneys or other revenues, including Miscellaneous Receipts, but excluding lottery funds and federal funds, collected or received by the State Parks and Recreation Department, is increased by \$2,500,000.

SECTION 94. Notwithstanding any other law limiting expenditures, the limitation on expenditures established by section 1 (2), chapter 303, Oregon Laws 2015 (Enrolled Senate Bill 5528), for the biennium beginning July 1, 2015, for the lottery bond proceeds for the Willamette Falls Riverwalk, as the maximum limit for payment of expenses from fees, moneys or other revenues, including Miscellaneous Receipts, but excluding lottery funds and federal funds, collected or received by the State Parks and Recreation Department, is increased by \$7,500,000.

SECTION 95. Notwithstanding any other law limiting expenditures, the limitation on expenditures established by section 1 (2), chapter 303, Oregon Laws 2015 (Enrolled Senate Bill 5528), for the biennium beginning July 1, 2015, for the costs of issuance of the lottery bonds issued for the Renew Forest Park project, the Main Street Revitalization Grant program and the Willamette Falls Riverwalk project, as the maximum limit for payment of expenses from fees, moneys or other revenues, including Miscellaneous Receipts, but excluding lottery funds and federal funds, collected or received by the State Parks and Recreation Department, is increased by \$216,804.

SECTION 96. In addition to and not in lieu of any other appropriation, there is appropriated to the Oregon Military Department, for the biennium beginning July 1, 2015, out of the General Fund, the amount of \$434,833, which may be expended for capital debt service and related costs for outstanding general obligation bonds sold pursuant to Article XI-Q of the Oregon Constitution for the Joint Forces Headquarters facility.

SECTION 97. Notwithstanding any other law limiting expenditures, the amount of \$153,000 is established for the biennium beginning July 1, 2015, as the maximum limit for payment of expenses for the costs of issuance of general obligation bonds sold pursuant to Article XI-Q of the Oregon Constitution from fees, moneys or other revenues, including Miscellaneous Receipts and reimbursements from federal service agreements, but excluding lottery funds and federal funds not described in this section, collected or received by the Oregon Military Department for the capital debt service and related costs program.

SECTION 98. In addition to and not in lieu of any other appropriation, there is appropriated to the Oregon Youth Authority, for the biennium beginning July 1, 2015, out of the General Fund, the amount of \$3,115,428, which may be expended for capital debt service and related costs for outstanding general obligation bonds sold pursuant to Article XI-Q of the Oregon Constitution for the 10-Year Strategic Facilities Plan.

SECTION 99. Notwithstanding any other law limiting expenditures, the amount of \$1,055,565 is established for the biennium beginning July 1, 2015, as the maximum limit for payment of expenses for the costs of issuance of general obligation bonds sold pursuant to Article XI-Q of the Oregon Constitution from fees, moneys or other revenues, including Miscellaneous Receipts and reimbursements from federal service agreements, but excluding lottery funds and federal funds not described in this section, collected or received by the Oregon Youth Authority for the capital debt service and related costs program.

SECTION 100. Notwithstanding any other law limiting expenditures, the amount of \$254,568 is established for the biennium beginning July 1, 2015, as the maximum limit for payment of expenses for the costs of issuance of general obligation bonds sold pursuant to Article XI-Q of the Oregon Constitution from fees, moneys or other revenues, including

Miscellaneous Receipts and reimbursements from federal service agreements, but excluding lottery funds and federal funds not described in this section, collected or received by the Department of Corrections for the capital debt service and related costs program.

SECTION 101. Notwithstanding any other provision of law, the General Fund appropriation made to the State Department of Agriculture by section 1 (1), chapter __, Oregon Laws 2015 (Enrolled House Bill 5002), for the biennium beginning July 1, 2015, is increased by \$30,000 for wolf depredation compensation and financial assistance grant program.

SECTION 102. Notwithstanding any other provision of law, the General Fund appropriation made to the State Department of Agriculture by section 1 (2), chapter __, Oregon Laws 2015 (Enrolled House Bill 5002), for the biennium beginning July 1, 2015, is increased by \$25,000 for predator control.

SECTION 103. Notwithstanding any other provision of law, the General Fund appropriation made to the State Department of Fish and Wildlife by section 1 (2), chapter __, Oregon Laws 2015 (Enrolled Senate Bill 5511), for the biennium beginning July 1, 2015, is increased by \$25,000 for predator control.

SECTION 104. Notwithstanding any other law limiting expenditures, the amount of \$585,000 is established for the biennium beginning July 1, 2015, for the costs of issuance of bonds for affordable housing, as the maximum limit for payment of expenses from fees, moneys or other revenues, including Miscellaneous Receipts and reimbursements from federal service agreements, but excluding lottery funds and federal funds not described in this section, collected or received by the Housing and Community Services Department.

SECTION 105. Notwithstanding any other law limiting expenditures, the amount of \$20,307,817 is established for the biennium beginning July 1, 2015, for financing construction of housing for individuals with mental illness or addiction disorders and the costs of issuance of bonds, as the maximum limit for payment of expenses from fees, moneys or other revenues, including Miscellaneous Receipts, but excluding lottery funds and federal funds, collected or received by the Housing and Community Services Department.

SECTION 106. Notwithstanding any other law limiting expenditures, the limitation on expenditures established by section 2, chapter __, Oregon Laws 2015 (Enrolled Senate Bill 5513), for the biennium beginning July 1, 2015, as the maximum limit for payment of expenses for operations from fees, moneys or other revenues, including Miscellaneous Receipts and federal funds from the United States Department of Housing and Urban Development for contract services, but excluding lottery funds and federal funds not described in section 2, chapter __, Oregon Laws 2015 (Enrolled Senate Bill 5513), collected or received by the Housing and Community Services Department, is increased by \$2,551,972 for preservation of existing affordable housing and cost of issuance.

SECTION 107. Notwithstanding any other law limiting expenditures, the limitation on expenditures established by section 2 (1), chapter __, Oregon Laws 2015 (Enrolled Senate Bill 5526), for the biennium beginning July 1, 2015, as the maximum limit for payment of expenses from fees, moneys or other revenues, including Miscellaneous Receipts, tobacco tax receipts, provider taxes, Medicare receipts and federal funds for indirect cost recovery, Supplemental Security Income recoveries, Women, Infants and Children Program food rebates, the Coordinated School Health Program, the Edward Byrne Memorial State and Local Law Enforcement Assistance Grant Program, homeland security and emergency preparedness and response services, but excluding lottery funds and federal funds not described in section 2, chapter __, Oregon Laws 2015 (Enrolled Senate Bill 5526), collected or received by the Oregon Health Authority, for programs, is increased by \$137,152 for the Pesticide Analytical and Response Center.

SECTION 108. Notwithstanding any other provision of law, the General Fund appropriation made to the Department of Education by section 2 (5), chapter __, Oregon Laws 2015 (Enrolled House Bill 5016), for the biennium beginning July 1, 2015, is increased by \$500,000 for leadership training programs.

SECTION 109. Notwithstanding any other provision of law, the General Fund appropriation made to the Department of Education by section 2 (7), chapter __, Oregon Laws 2015 (Enrolled House Bill 5016), for the biennium beginning July 1, 2015, is increased by \$700,000 for relief nurseries.

SECTION 110. Notwithstanding any other provision of law, the General Fund appropriation made to the Department of Education by section 2 (4), chapter __, Oregon Laws 2015 (Enrolled House Bill 5016), for the biennium beginning July 1, 2015, is increased by \$3,300,000 for the farm-to-school program.

SECTION 111. Notwithstanding any other law limiting expenditures, the limitation on expenditures established by section 5 (12), chapter __, Oregon Laws 2015 (Enrolled House Bill 5040), for the biennium beginning July 1, 2015, as the maximum limit for payment of expenses from fees, moneys or other revenues, including Miscellaneous Receipts and federal funds received as reimbursement from the United States Department of Transportation, but excluding lottery funds and federal funds not described in section 5, chapter __, Oregon Laws 2015 (Enrolled House Bill 5040), collected or received by the Department of Transportation is increased by \$45,000,000 for the Connect Oregon VI program.

SECTION 112. Notwithstanding any other law limiting expenditures, the limitation on expenditures established by section 5 (14), chapter __, Oregon Laws 2015 (Enrolled House Bill 5040), for the biennium beginning July 1, 2015, as the maximum limit for payment of expenses from fees, moneys or other revenues, including Miscellaneous Receipts and federal funds received as reimbursement from the United States Department of Transportation, but excluding lottery funds and federal funds not described in section 5, chapter __, Oregon Laws 2015 (Enrolled House Bill 5040), collected or received by the Department of Transportation is increased by \$10,000,000 for Coos Bay Rail Link.

SECTION 113. Notwithstanding any other law limiting expenditures, the limitation on expenditures established by section 5 (17), chapter __, Oregon Laws 2015 (Enrolled House Bill 5040), for the biennium beginning July 1, 2015, as the maximum limit for payment of expenses from fees, moneys or other revenues, including Miscellaneous Receipts and federal funds received as reimbursement from the United States Department of Transportation, but excluding lottery funds and federal funds not described in section 5, chapter __, Oregon Laws 2015 (Enrolled House Bill 5040), collected or received by the Department of Transportation is increased by \$1,354,734 for bond issuance costs.

SECTION 114. In addition to and not in lieu of any other appropriation, there is appropriated to the Department of Human Services, for the biennium beginning July 1, 2015, out of the General Fund, the amount of \$1,437,494 for the statewide adult abuse data and report writing system.

SECTION 115. Notwithstanding any other law limiting expenditures, the amount of \$3,300,000 is established for the biennium beginning July 1, 2015, for the statewide adult abuse data and report writing system, as the maximum limit for payment of expenses from fees, moneys or other revenues, including Miscellaneous Receipts and reimbursements from federal service agreements, but excluding lottery funds and federal funds not described in this section, collected or received by the Department of Human Services.

SECTION 116. Notwithstanding any other law limiting expenditures, the amount of \$55,000 is established for the biennium beginning July 1, 2015, as the maximum limit for payment of expenses for the costs of issuance of general obligation bonds sold pursuant to Article XI-Q of the Oregon Constitution from fees, moneys or other revenues, including Miscellaneous Receipts and reimbursements from federal service agreements, but excluding lottery funds and federal funds not described in this section, collected or received by the Department Human Services for the capital debt service and related costs program.

SECTION 117. In addition to and not in lieu of any other appropriation, there is appropriated to the Department of Human Services, for the biennium beginning July 1, 2015, out of the General Fund, the amount of \$839,543, which may be expended for capital debt service

and related costs for outstanding general obligation bonds sold pursuant to Article XI-Q of the Oregon Constitution for the statewide adult abuse data and report writing system.

SECTION 118. Notwithstanding any other provision of law, the General Fund appropriation made to the Department of Transportation by section 1, chapter __, Oregon Laws 2015 (Enrolled House Bill 5040), for the biennium beginning July 1, 2015, for the Public Transit Division's Elderly and People with Disabilities Transportation Program, is increased by \$130,000.

SECTION 119. Notwithstanding any other law limiting expenditures, the amount of \$126,210,000 is established for the biennium beginning July 1, 2015, as the maximum limit for payment of expenses from bond proceeds and other revenues, including Miscellaneous Receipts, but excluding lottery funds and federal funds, collected or received by the Department of Education from the proceeds of Article XI-P general obligation bonds for the purposes of matching grants to school districts for capital costs associated with acquisition, construction, improvement, remodeling, furnishing, equipping, maintenance or repair and the costs of issuance of the bonds.

SECTION 120. Notwithstanding any other provision of law, the General Fund appropriation made to the State Forestry Department by section 1 (1), chapter __, Oregon Laws 2015 (Enrolled House Bill 5019), is increased by \$809,377 for sage grouse habitat protection and improvement.

SECTION 121. In addition to and not in lieu of any other appropriation, there is appropriated to the State Department of Fish and Wildlife, for the biennium beginning July 1, 2015, out of the General Fund, the amount of \$500,000 for sage grouse habitat protection and improvement.

SECTION 122. In addition to and not in lieu of any other appropriation, there is appropriated to the Higher Education Coordinating Commission, for the biennium beginning July 1, 2015, out of the General Fund, the amount of \$62,300 for use by Oregon Solutions at Portland State University to staff the Task Force on the Willamette Falls Navigation Canal and Locks.

SECTION 123. Notwithstanding any other provision of law, the General Fund appropriation made to the Department of Human Services by section 1 (3), chapter __, Oregon Laws 2015 (Enrolled House Bill 5026), for the biennium beginning July 1, 2015, for aging and people with disabilities and intellectual/developmental disabilities programs, is increased by \$1,800,000 for options counseling.

SECTION 124. Notwithstanding any other provision of law, the authorized appropriations and expenditure limitations for the biennium beginning July 1, 2015, for the following agencies and programs are changed by the amounts specified:

(1) ADMINISTRATION.

Agency/Program/Funds	2015 Oregon Laws Chapter/ Section	Adjustment
Oregon Advocacy Commissions		
Office:		
Operating Expenses		
General Fund	HB 5001 1	-\$2,330
Oregon Department of		

Administrative Services:		
Chief Operating Office		
Other funds	SB 5502 2(1)	-98,968
Go! Oregon Debt Service		
General Fund	SB 5502 1(6)	-46,220
Chief Financial Office		
Other funds	SB 5502 2(2)	-158,967
Chief Information Office		
Other funds	SB 5502 2(3)	-89,221
Chief Human Resource Office		
Other funds	SB 5502 2(4)	-113,168
Enterprise Technology Services		
Other funds	SB 5502 2(5)	-428,840
Enterprise Asset Management		
Other funds	SB 5502 2(6)	-1,442,244
Enterprise Goods and Services		
Other funds	SB 5502 2(7)	-2,347,672
Enterprise Human Resource Services		
Other funds	SB 5502 2(8)	-83,424
Business Services		
Other funds	SB 5502 2(9)	-86,616
Oregon State Treasury:		
Administrative Expenses		
- Operations		
Other funds	HB 5041 1(1)	-159,050
Administrative Expenses		
- College Savings		
Other funds	HB 5041 1(2)	-11,603
Oregon Racing Commission:		
Operating Expenses		
Other funds	SB 5536 1	-24,519
Public Employees Retirement System:		
Administrative and Operating Expenses		
Other funds	HB 5034 1(1)	-802,812
Secretary of State:		
Administrative Services Division		
General Fund	HB 5036 1(1)	-4,900
Other funds	HB 5036 2(1)	-34,484
Elections Division		
General Fund	HB 5036 1(2)	-84,380
Other funds	HB 5036 2(2)	-42
Audits Division		
Other funds	HB 5036 2(3)	-75,328
Archives Division		
Other funds	HB 5036 2(4)	-16,232
Corporation Division		

Other funds	HB 5036 2(5)	-34,817
Federal Funds		
Federal funds	HB 5036 3	-9,221
Oregon Liquor Control Commission:		
Administrative expenses		
Other funds	SB 5520 1(1)	-367,287
Department of Revenue:		
Administration		
General Fund	HB 5035 1(1)	-1,130,621
Other funds	HB 5035 2(1)	-191,439
Debt Service		
General Fund	HB 5035 1(7)	-117,820
Employment Relations Board:		
Operating Expenses		
General Fund	SB 5509 1	-6,430
Assessments of Agencies Transferred to DAS		
Other funds	SB 5509 3	-3,114
Office of the Governor:		
Operating Expenses		
General Fund	HB 5021 1	-25,345
Other funds	HB 5021 4	-3,089
Regional Solutions Program		
Lottery funds	HB 5021 3	-4,635
Oregon Government Ethics Commission:		
Administration		
Other funds	HB 5020 1(1)	-18,475
State Library:		
Operating Expenses		
General Fund	SB 5519 1	-25,770
Operating Expenses - Assessments		
Other funds	SB 5519 3	-42,860

(2) CONSUMER AND BUSINESS SERVICES.

Agency/Program/Funds	2015 Oregon Laws Chapter/ Section	Adjustment
Oregon Board of Accountancy:		
Operating Expenses		
Other funds	SB 5501 1	-\$17,205
State Board of Tax Practitioners:		
Operating Expenses		

Other funds	HB 5038 1	-7,107
Construction Contractors Board:		
Operating Expenses		
Other funds	HB 5011 1	-113,341
Oregon Board of Licensed Professional Counselors and Therapists:		
Operating Expenses		
Other funds	HB 5013 1	-13,146
State Board of Psychologist Examiners:		
Operating Expenses		
Other funds	HB 5033 1	-16,674
State Board of Chiropractic Examiners:		
Operating Expenses		
Other funds	HB 5007 1	-25,798
State Board of Licensed Social Workers:		
Operating Expenses		
Other funds	HB 5009 1	-12,716
Oregon Board of Dentistry:		
Operating Expenses		
Other funds	HB 5014 1	-24,721
Health-Related Licensing Boards:		
State Mortuary and Cemetery Board		
Other funds	HB 5023 1	-33,670
Oregon Board of Naturopathic Medicine		
Other funds	HB 5023 2	-5,541
Occupational Therapy Licensing Board		
Other funds	HB 5023 3	-2,902
Board of Medical Imaging		
Other funds	HB 5023 4	-4,514
State Board of Examiners for Speech-Language Pathology and Audiology		
Other funds	HB 5023 5	-4,679
Oregon State Veterinary Medical Examining Board		
Other funds	HB 5023 6	-14,530
Bureau of Labor and Industries:		
Operating Expenses		
General Fund	SB 5517 1	-68,290
Other funds	SB 5517 2	-74,360
Federal funds	SB 5517 4	-4,543
Public Utility Commission:		
Utility Program		

Other funds	SB 5535 1(1)	-96,881
Residential Service Protection Fund		
Other funds	SB 5535 1(2)	-9,920
Administration		
Other funds	SB 5535 1(3)	-215,130
Oregon Board of Maritime Pilots		
Other funds	SB 5535 1(4)	-3,939
Department of Consumer and Business Services: Operating Expenses		
Other funds	HB 5012 1	-1,228,501
Real Estate Agency: Operating Expenses		
Other funds	SB 5537 1	-158,876
Oregon State Board of Nursing: Operating Expenses		
Other funds	SB 5524 1	-111,858
Oregon Medical Board: Operating Expenses		
Other funds	SB 5523 1	-100,692
State Board of Pharmacy: Operating Expenses		
Other funds	SB 5530 1	-36,328

(3) ECONOMIC DEVELOPMENT.

Agency/Program/Funds	2015	
	Oregon Laws Chapter/ Section	Adjustment
Oregon Business Development Department: Oregon Arts Commission		
General Fund	SB 5525 1(1)	-\$11,245
Debt Service		
General Fund	SB 5525 1(2)	-485,180
Business, Innovation and Trade		
Other funds	SB 5525 2(1)	-43,467
Lottery funds	SB 5525 3(1)	-67,675
Federal funds	SB 5525 4(1)	-1,039
Infrastructure Finance Authority		
Other funds	SB 5525 2(2)	-63,658
Lottery funds	SB 5525 3(6)	-6,281

Federal funds	SB 5525 4(2)	-820
Shared Services		
Other funds	SB 5525 2(3)	-1,086
Lottery funds	SB 5525 3(2)	-57,447
Arts and Cultural Trust		
Other funds	SB 5525 2(4)	-7,077
Housing and Community Services Department:		
Operating Expenses		
General Fund	SB 5513 1	-2,123
Other funds	SB 5513 2	-366,242
Federal funds	SB 5513 4	-60,458
Department of Veterans' Affairs:		
Services Provided by ODVA		
General Fund	SB 5539 1(1)	-3,819
Employment Department:		
Operating Budget		
Other funds	SB 5508 1(1)	-257,564
Office of Administrative Hearings		
Other funds	SB 5508 1(2)	-3,928
Operating budget		
Federal funds	SB 5508 4	-402,329

(4) EDUCATION.

Agency/Program/Funds	2015	
	Oregon Laws Chapter/Section	Adjustment
Teacher Standards and Practices Commission:		
Operating Expenses		
Other funds	SB 5538 1	-\$42,478
Department of Education:		
Operations		
General Fund	HB 5016 1(1)	-1,965,208
Other funds	HB 5016 4(1)	-153,467
Federal funds	HB 5016 5(1)	-11,248
Youth Corrections Education Program		
Other funds	HB 5016 4(3)	-8
Oregon Education Investment Board:		
Operating Expenses		
General Fund	HB 5022 1	-963
Higher Education		

Coordinating Commission:		
HECC Operations		
General Fund	HB 5024 1(1)	-1,349
Office of Community Colleges and Workforce Development:		
Operations		
General Fund	HB 5024 1(2)	-50,095
Office of Student Access and Completion:		
Operations		
General Fund	HB 5024 1(3)	-33,704
ASPIRE		
General Fund	HB 5024 1(9)	-10,716
Degree Authorization and Private Career Schools		
Other funds	HB 5024 5(1)	-652
Federal funds	HB 5024 6(1)	-259
Office of Community Colleges and Workforce Development Operations and Federal/Other Support		
Other funds	HB 5024 5(2)	-56,223
Federal funds	HB 5024 6(2)	-90,544
Office of Student Access and Completion Operations, ASPIRE, Grants and Scholarships		
Other funds	HB 5024 5(3)	-100,649
Oregon Youth Conservation Corps		
Other funds	HB 5024 5(4)	-3,655
Federal funds	HB 5024 6(3)	-1,166

(5) HUMAN SERVICES.

Agency/Program/Funds	2015 Oregon Laws Chapter/ Section	Adjustment
Long Term Care Ombudsman:		
General Program		
General Fund	SB 5521 1(1)	-\$7,838
Public Guardian and Conservator Program		
General Fund	SB 5521 1(2)	-6,943
Operating Expenses		
Other funds	SB 5521 2	-128
Commission for the Blind:		
Operating Expenses		

General Fund	SB 5503 1	-7,046
Other funds	SB 5503 2	-906
Federal funds	SB 5503 3	-42,236
Psychiatric Security Review Board:		
Operating Expenses		
General Fund	SB 5532 1	-13,699
Department of Human Services:		
Central Services, Statewide Assessments and Enterprise-Wide Costs and Program Design Services		
General Fund	HB 5026 1(1)	-5,262,869
Other funds	HB 5026 2(1)	-3,319
Federal funds	HB 5026 3(1)	-4,620,516
Child Welfare, Self-Sufficiency and Vocational Rehabilitation Services		
General Fund	HB 5026 1(2)	-1,312,468
Other funds	HB 5026 2(2)	-570
Federal funds	HB 5026 3(2)	-1,782,563
Aging and People With Disabilities and Intellectual/Developmental Disabilities Programs		
General Fund	HB 5026 1(3)	-45,690
Other funds	HB 5026 2(3)	-885
Federal funds	HB 5026 3(3)	-23,075
Shared Services		
Other funds	HB 5026 2(4)	-104,553
Oregon Health Authority: Programs		
General Fund	SB 5526 1(1)	-191,196
Other funds	SB 5526 2(1)	-227,413
Federal funds	SB 5526 4(1)	-62,939
Central Services, Statewide Assessments and Enterprise-wide Costs		
General Fund	SB 5526 1(2)	-4,482,205
Other funds	SB 5526 2(2)	-1,007,062
Federal funds	SB 5526 4(2)	-2,951,263
Debt Service		
General Fund	SB 5526 1(4)	-515,705
Gambling Addiction		
Lottery funds	SB 5526 3	-20

(6) JUDICIAL BRANCH.

**2015
Oregon Laws**

Agency/Program/Funds	Chapter/ Section	Adjustment
Commission on Judicial Fitness and Disability: Administration		
General Fund	SB 5515 1(1)	-\$10
Judicial Department: Operations		
General Fund	SB 5514 1(2)	-1,203,200
Public Defense Services Commission: Appellate Division		
General Fund	SB 5533 1(1)	-17,468
Contract and Business Services Division		
General Fund	SB 5533 1(3)	-7,520

(7) LEGISLATIVE BRANCH.

Agency/Program/Funds	2015 Oregon Laws Chapter/ Section	Adjustment
Legislative Administration Committee: General Program		
General Fund	SB 5518 1(1)	-\$25,313
Legislative Assembly: Biennial General Fund		
General Fund	SB 5518 4	-74,477
Legislative Counsel Committee: Operating Expenses		
General Fund	SB 5518 8	-13,529
Legislative Fiscal Officer: Operating Expenses		
General Fund	SB 5518 11(1)	-6,546
Legislative Revenue Officer: Operating Expenses		
General Fund	SB 5518 12	-2,951
Commission on Indian Services Operating Expenses		
General Fund	SB 5518 13	-590

(8) NATURAL RESOURCES.

Agency/Program/Funds	2015 Oregon Laws Chapter/ Section	Adjustment
State Marine Board: Administration and Education		
Other funds	SB 5522 1(1)	-\$63,181
State Department of Energy: Operations		
Other funds	SB 5510 1	-227,188
Federal funds	SB 5510 3	-683
State Department of Geology and Mineral Industries: Operations		
General Fund	SB 5512 1	-20,156
Federal funds	SB 5512 3	-4,409
Geologic Survey		
Other funds	SB 5512 2(1)	-14,652
State Parks and Recreation Department: Director's Office		
Other funds	SB 5528 1(1)	-8,925
Lottery funds	SB 5528 2(1)	-5,740
Central Services		
Other funds	SB 5528 1(2)	-525,373
Lottery funds	SB 5528 2(2)	-310,809
Direct Services		
Other funds	SB 5528 1(4)	-126,247
Lottery funds	SB 5528 2(4)	-30,329
Land Use Board of Appeals:		
General Fund	HB 5028 1	-2,609
Water Resources Department: Water Resources Program		
General Fund	HB 5042 1	-198,415
Other funds	HB 5042 3(1)	-14,873
Oregon Watershed Enhancement Board: Operating Expenses, Activities and Projects		
Lottery funds	SB 5540 5	-182,820
Department of State Lands: Common School Fund Programs		
Other funds	HB 5037 1(1)	-131,021
Capital Improvement		
Other funds	HB 5037 1(4)	-176,890
State Department of		

Agriculture:		
Administrative and Support Services		
General Fund	HB 5002 1(1)	-624
Other funds	HB 5002 2(1)	-1,646
Food Safety		
General Fund	HB 5002 1(2)	-33,103
Other funds	HB 5002 2(2)	-91,636
Natural Resources		
General Fund	HB 5002 1(3)	-16,058
Other funds	HB 5002 2(3)	-90,752
Federal funds	HB 5002 4(2)	-283
Market Access		
General Fund	HB 5002 1(4)	-15,110
Other funds	HB 5002 2(4)	-72,665
Parks and Natural Resources Fund		
Lottery funds	HB 5002 3	-24,016
Department of Environmental Quality:		
Air Quality		
General Fund	HB 5018 1(1)	-12,662
Other funds	HB 5018 2(1)	-57,234
Federal funds	HB 5018 5(1)	-10,844
Water Quality		
General Fund	HB 5018 1(2)	-37,191
Other funds	HB 5018 2(2)	-58,501
Federal funds	HB 5018 5(2)	-15,794
Land Quality		
General Fund	HB 5018 1(3)	-42
Other funds	HB 5018 2(3)	-118,612
Federal funds	HB 5018 5(3)	-10,783
Agency Management		
Other funds	HB 5018 2(4)	-595,483
Parks and Natural Resources Fund		
Lottery funds	HB 5018 3	-10,139
State Department of Fish and Wildlife:		
Fish Division		
Other funds	SB 5511 2(1)	-59,569
Wildlife Division		
Other funds	SB 5511 2(2)	-31,187
Administrative Services Division		
General Fund	SB 5511 1(3)	-693,944
Other funds	SB 5511 2(3)	-1,109,521
State Forestry Department:		
Fire Protection		
General Fund	HB 5019 1(1)	-319,463
Other funds	HB 5019 2(2)	-11,196

Federal funds	HB 5019 4(2)	-32,839
Private Forests		
General Fund	HB 5019 1(2)	-88,919
Other funds	HB 5019 2(4)	-5,320
Federal funds	HB 5019 4(4)	-1,605
Debt Service		
General Fund	HB 5019 1(3)	-324,245
Agency Administration		
Other funds	HB 5019 2(1)	-869,110
Federal funds	HB 5019 4(1)	-127
State Forests		
Other funds	HB 5019 2(3)	-32,260
Equipment Pool		
Other funds	HB 5019 2(7)	-3,924
Facilities Maintenance and Management		
Other funds	HB 5019 2(8)	-68
Department of Land Conservation and Development:		
Planning Program		
General Fund	HB 5027 1(1)	-84,572
Federal funds	HB 5027 3	-12,605
Columbia River Gorge Commission:		
Operating Expenses		
General Fund	HB 5010 1	-17

(9) PUBLIC SAFETY.

Agency/Program/Funds	2015	
	Oregon Laws Chapter/ Section	Adjustment
State Board of Parole and Post-Prison Supervision:		
General Fund	SB 5529 1	-\$105,826
Department of State Police:		
Patrol Services, Criminal Investigations and Gaming Enforcement		
General Fund	SB 5531 1(1)	-524,668
Other funds	SB 5531 2(1)	-73,442
Fish and Wildlife Enforcement		
General Fund	SB 5531 1(2)	-6,368
Other funds	SB 5531 2(2)	-90,036
Lottery funds	SB 5531 4	-25,678

Federal funds	SB 5531 3(2)	-2,656
Forensic Services and State Medical Examiner		
General Fund	SB 5531 1(3)	-52,401
Other funds	SB 5531 2(3)	-555
Administrative Services, Agency Support, Information Management and Office of State Fire Marshal		
General Fund	SB 5531 1(4)	-173,628
Other funds	SB 5531 2(4)	-115,281
Federal funds	SB 5531 3(4)	-2,218
Department of Corrections: Operations and Health Services		
General Fund	SB 5504 1(1)	-123,677
Other funds	SB 5504 2(1)	-32,523
Administration, General Services and Human Resources		
General Fund	SB 5504 1(2)	-4,257,414
Other funds	SB 5504 2(2)	-226
Offender Management and Rehabilitation		
General Fund	SB 5504 1(3)	-5,495
Community Corrections		
General Fund	SB 5504 1(4)	-105,712
Debt Service		
General Fund	SB 5504 1(5)	-199,639
Capital Improvements		
General Fund	SB 5504 1(6)	-347
Oregon Criminal Justice Commission:		
General Fund	SB 5506 1	-11,407
Other funds	SB 5506 2	-53
Federal funds	SB 5506 3	-144
District Attorneys/Deputies: Department of Justice for District Attorneys		
General Fund	HB 5015 1	-33,979
Department of Justice: Appellate		
General Fund	SB 5516 1(1)	-27,252
Other funds	SB 5516 2(2)	-71,091
Civil Enforcement		
General Fund	SB 5516 1(2)	-1,714
Other funds	SB 5516 2(3)	-1,117,277
Federal funds	SB 5516 3(1)	-10,080
Criminal Justice		
General Fund	SB 5516 1(3)	-597,510
Other funds	SB 5516 2(4)	-122,514
Crime Victims' Services		
General Fund	SB 5516 1(4)	-6,251

Other funds	SB 5516 2(5)	-66,928
Federal funds	SB 5516 3(3)	-11,527
Defense of Criminal Conviction		
General Fund	SB 5516 1(5)	-2,211,844
Child Support Division		
General Fund	SB 5516 1(6)	-197,906
Other funds	SB 5516 2(8)	-229,403
Federal funds	SB 5516 3(4)	-736,181
Office of Attorney General and Administration		
Other funds	SB 5516 2(1)	-332,764
General counsel		
Other funds	SB 5516 2(6)	-202,056
Trial		
Other funds	SB 5516 2(7)	-239,340
Oregon Military Department: Administration		
General Fund	HB 5032 1(1)	-915,813
Operations		
General Fund	HB 5032 1(2)	-4,944
Federal funds	HB 5032 3(1)	-3,276
Emergency Management		
General Fund	HB 5032 1(3)	-96
Other funds	HB 5032 2(3)	-6,003
Federal funds	HB 5032 3(2)	-1,233
Community Support		
Other funds	HB 5032 2(4)	-192
Federal funds	HB 5032 3(3)	-807
Capital Debt Service and Related Costs		
General Fund	HB 5032 1(5)	-151,493
Department of Public Safety Standards and Training: Operations		
Other funds	SB 5534 2(1)	-237,875
Oregon Youth Authority: Operations		
General Fund	SB 5542 1(1)	-933,641
Federal funds	SB 5542 3	-34,152
Debt Service		
General Fund	SB 5542 1(5)	-177,860

(10) TRANSPORTATION.

	2015	
	Oregon Laws	
	Chapter/	
Agency/Program/Funds	Section	Adjustment

Oregon Department of Aviation:

Operations

Other funds HB 5004 1(1) -\$7,256

Department of Transportation:

Maintenance and Emergency

Relief Program

Other funds HB 5040 5(2) -658,900

Preservation Program

Other funds HB 5040 5(3) -1,215

Bridge Program

Other funds HB 5040 5(4) -3,821

Operations Program

Other funds HB 5040 5(5) -25,203

Modernization Program

Other funds HB 5040 5(6) -49,426

Special Programs

Other funds HB 5040 5(7) -205,840

Local Government Program

Other funds HB 5040 5(8) -983

Driver and Motor Vehicle

Services

Other funds HB 5040 5(9) -176,976

Motor Carrier Transportation

Other funds HB 5040 5(10) -13,370

Transportation Program

Development

Other funds HB 5040 5(11) -32,257

Federal funds HB 5040 6(3) -106,176

Central Services

Other funds HB 5040 5(16) -8,636,548

SECTION 125. This 2015 Act being necessary for the immediate preservation of the public peace, health and safety, an emergency is declared to exist, and this 2015 Act takes effect on its passage.

Passed by Senate July 6, 2015

.....
Lori L. Brocker, Secretary of Senate

.....
Peter Courtney, President of Senate

Passed by House July 6, 2015

.....
Tina Kotek, Speaker of House

Received by Governor:

.....M,....., 2015

Approved:

.....M,....., 2015

.....
Kate Brown, Governor

Filed in Office of Secretary of State:

.....M,....., 2015

.....
Jeanne P. Atkins, Secretary of State

BUDGET REPORT AND MEASURE SUMMARY

CARRIER: Rep. Buckley

Joint Committee On Ways and Means

Action: Do Pass.

Action Date: 07/03/15

Vote:

House

Yeas: 11 - Buckley, Gomberg, Huffman, Komp, McLane, Nathanson, Rayfield, Read, Smith, Whitsett, Williamson

Exc: 1 - Whisnant

Senate

Yeas: 12 - Burdick, Devlin, Girod, Hansell, Johnson, Monroe, Roblan, Shields, Steiner Hayward, Thomsen, Whitsett, Winters

Prepared By: Linda Ames and Linda Gilbert, Legislative Fiscal Office

Reviewed By: Ken Rocco, Legislative Fiscal Office

Agency: Emergency Board

Biennium: 2015-17

Agencies: Various

Biennium: 2013-15

Budget Summary*

	<u>2013-15 Legislatively Approved Budget</u>	<u>2015-17 Legislatively Adopted Budget</u>	<u>2015-17 Committee Recommendation</u>	<u>Committee Change</u>
<u>Emergency Board</u>				
General Fund - General Purpose	-	-	\$ 30,000,000	\$ 30,000,000
General Fund - Special Purpose Appropriations				
State employee compensation changes	-	-	\$ 120,000,000	\$ 120,000,000
Compensation changes for non-state employees	-	-	\$ 10,700,000	\$ 10,700,000
Oregon Health Authority/Department of Human Services caseload or other costs	-	-	\$ 40,000,000	\$ 40,000,000
Education - early learning through post-secondary	-	-	\$ 3,000,000	\$ 3,000,000
Department of Administrative Services - Enterprise Technology rate adjustment costs	-	-	\$ 6,500,000	\$ 6,500,000
Department of Justice - Defense of Criminal Convictions	-	-	\$ 2,000,000	\$ 2,000,000
Department of Human Services for provider audits	-	-	\$ 100,000	\$ 100,000
<u>Various Agencies - Omnibus Adjustments</u>				
General Fund	-	-	\$ (27,929,624)	\$ (27,929,624)
General Fund Debt Service	-	-	\$ (2,018,162)	\$ (2,018,162)
Lottery Funds	-	-	\$ (725,589)	\$ (725,589)
Other Funds	-	-	\$ (28,658,678)	\$ (28,658,678)
Federal Funds	-	-	\$ (11,062,641)	\$ (11,062,641)
<u>ADMINISTRATION PROGRAM AREA</u>				
<u>Department of Administrative Services</u>				
General Fund	-	-	\$ 2,540,000	\$ 2,540,000
Other Funds	-	-	\$ 16,800,847	\$ 16,800,847
Other Funds Nonlimited	-	-	\$ 145,875,000	\$ 145,875,000

Budget Summary*

	<u>2013-15 Legislatively Approved Budget</u>	<u>2015-17 Legislatively Adopted Budget</u>	<u>2015-17 Committee Recommendation</u>	<u>Committee Change</u>
<u>Office of the Governor</u>				
General Fund	-	-	\$ 500,000	\$ 500,000
Lottery Funds	-	-	\$ 1,332,517	\$ 1,332,517
<u>Public Employees Retirement System</u>				
Other Funds	-	-	\$ 509,960	\$ 509,960
<u>Department of Revenue</u>				
General Fund	-	-	\$ 3,935,414	\$ 3,935,414
General Fund Debt Service	-	-	\$ 3,756,256	\$ 3,756,256
Other Funds	-	-	\$ 28,264,440	\$ 28,264,440
<u>ECONOMIC AND COMMUNITY DEVELOPMENT PROGRAM AREA</u>				
<u>Oregon Business Development Department</u>				
General Fund Debt Service	-	-	\$ 4,089,357	\$ 4,089,357
Lottery Funds	-	-	\$ 1,500,000	\$ 1,500,000
Other Funds	-	-	\$ 227,178,216	\$ 227,178,216
Other Funds Nonlimited	-	-	\$ 25,000,000	\$ 25,000,000
<u>Housing and Community Services Department</u>				
Other Funds	-	-	\$ 33,444,789	\$ 33,444,789
<u>Department of Veterans' Affairs</u>				
General Fund	-	-	\$ 500,000	\$ 500,000
<u>EDUCATION PROGRAM AREA</u>				
<u>Department of Education</u>				
General Fund	-	-	\$ 56,490,543	\$ 56,490,543
Lottery Funds	-	-	\$ 66,009,457	\$ 66,009,457
Other Funds	-	-	\$ 126,210,000	\$ 126,210,000

Budget Summary***Higher Education Coordinating Commission**

	<u>2013-15 Legislatively Approved Budget</u>	<u>2015-17 Legislatively Adopted Budget</u>	<u>2015-17 Committee Recommendation</u>	<u>Committee Change</u>
General Fund	-	-	\$ 5,062,300	\$ 5,062,300
Other Funds	-	-	\$ 6,019,882	\$ 6,019,882
Other Funds Nonlimited	-	-	\$ 50,648,642	\$ 50,648,642

Oregon Health & Science University

General Fund Debt Service	-	-	\$ 8,522,485	\$ 8,522,485
Other Funds Debt Service	-	-	\$ 38,648,268	\$ 38,648,268
Other Funds	-	-	\$ 200,076,038	\$ 200,076,038

HUMAN SERVICES PROGRAM AREA**Department of Human Services**

General Fund	-	-	\$ 5,437,494	\$ 5,437,494
General Fund Debt Service	-	-	\$ 839,543	\$ 839,543
Other Funds	-	-	\$ 3,355,000	\$ 3,355,000
Federal Funds	-	-	\$ 160,000	\$ 160,000

Oregon Health Authority

General Fund	-	-	\$ 11,060,000	\$ 11,060,000
Other Funds	-	-	\$ 137,152	\$ 137,152

Long Term Care Ombudsman

General Fund	-	-	\$ 100,000	\$ 100,000
--------------	---	---	------------	------------

JUDICIAL BRANCH**Judicial Department**

General Fund	-	-	\$ 700,000	\$ 700,000
Other Funds	-	-	\$ 40,255,000	\$ 40,255,000

SB 5507 A

4 of 40

Budget Summary***NATURAL RESOURCES PROGRAM AREA****Department of Agriculture**

	<u>2013-15 Legislatively Approved Budget</u>	<u>2015-17 Legislatively Adopted Budget</u>	<u>2015-17 Committee Recommendation</u>	<u>Committee Change</u>
General Fund	-	-	\$ 55,000	\$ 55,000
Other Funds	-	-	\$ 1,992,496	\$ 1,992,496

Department of Environmental Quality

General Fund	-	-	\$ 280,000	\$ 280,000
Other Funds	-	-	\$ 110,092	\$ 110,092

Department of Fish and Wildlife

General Fund	-	-	\$ 525,000	\$ 525,000
--------------	---	---	------------	------------

Oregon Department of Forestry

General Fund	-	-	\$ 809,377	\$ 809,377
--------------	---	---	------------	------------

Department of Land Conservation and Development

General Fund	-	-	\$ 494,000	\$ 494,000
--------------	---	---	------------	------------

Department of State Lands

Federal Funds	-	-	\$ 161,488	\$ 161,488
---------------	---	---	------------	------------

Parks and Recreation Department

Lottery Funds	-	-	\$ 2,190,640	\$ 2,190,640
Lottery Funds Debt Service	-	-	\$ (912,494)	\$ (912,494)
Other Funds	-	-	\$ 11,815,544	\$ 11,815,544
Federal Funds	-	-	\$ (899,575)	\$ (899,575)

Water Resources Department

Other Funds	-	-	\$ 51,960,889	\$ 51,960,889
Other Funds Debt Service	-	-	\$ 1,201,865	\$ 1,201,865

SB 5507 A

5 of 40

Budget Summary*

	<u>2013-15 Legislatively Approved Budget</u>	<u>2015-17 Legislatively Adopted Budget</u>	<u>2015-17 Committee Recommendation</u>	<u>Committee Change</u>
<u>Oregon Watershed Enhancement Board</u>				
Federal Funds	-	-	\$ 200,000	\$ 200,000
<u>PUBLIC SAFETY PROGRAM AREA</u>				
<u>Department of Corrections</u>				
Other Funds	-	-	\$ 254,568	\$ 254,568
<u>Criminal Justice Commission</u>				
General Fund	-	-	\$ 5,000,000	\$ 5,000,000
<u>Department of Justice</u>				
General Fund	-	-	\$ 240,550	\$ 240,550
General Fund Debt Service	-	-	\$ 2,407,587	\$ 2,407,587
Other Funds	-	-	\$ 15,415,000	\$ 15,415,000
Federal Funds	-	-	\$ 29,997,991	\$ 29,997,991
<u>Military Department</u>				
General Fund	-	-	\$ 339,563	\$ 339,563
General Fund Debt Service	-	-	\$ 434,833	\$ 434,833
Other Funds	-	-	\$ 153,000	\$ 153,000
Federal Funds	-	-	\$ 358,253	\$ 358,253
<u>Department of State Police</u>				
Lottery Funds	-	-	\$ 278,788	\$ 278,788
Other Funds	-	-	\$ 1,072,470	\$ 1,072,470
Federal Funds	-	-	\$ 1,163	\$ 1,163

Budget Summary*

Oregon Youth Authority

	<u>2013-15 Legislatively Approved Budget</u>	<u>2015-17 Legislatively Adopted Budget</u>	<u>2015-17 Committee Recommendation</u>	<u>Committee Change</u>
General Fund Debt Service	-	-	\$ 3,115,428	\$ 3,115,428
Other Funds	-	-	\$ 1,055,565	\$ 1,055,565
Federal Funds Debt Service Nonlimited	-	-	\$ 1	\$ 1

TRANSPORTATION PROGRAM AREA

Department of Transportation

General Fund	-	-	\$ 130,000	\$ 130,000
Other Funds Debt Service	-	-	\$ 1,354,734	\$ 1,354,734
Other Funds	-	-	\$ 55,000,000	\$ 55,000,000

2015-17 Budget Summary

General Fund Total			\$ 299,716,944	\$ 299,716,944
Lottery Funds Total			\$ 69,673,319	\$ 69,673,319
Other Funds Limited Total			\$ 833,627,137	\$ 833,627,137
Other Funds Nonlimited Total			\$ 221,523,642	\$ 221,523,642
Federal Funds Limited Total			\$ 18,916,679	\$ 18,916,679
Federal Funds Nonlimited Total			\$ 1	\$ 1

* Excludes Capital Construction

2013-15 Supplemental Appropriations

Oregon Health Authority

Other Funds

Department of Land Conservation and Development

General Fund

	<u>2013-15 Legislatively Approved Budget</u>	<u>2013-15 Committee Recommendation</u>	<u>Committee Change</u>
	-	\$ 45,000,000	\$ 45,000,000
	-	\$ (194,000)	\$ (194,000)

2015-17 Position Summary

Department of Administrative Services

	<u>2013-15 Legislatively Approved Budget</u>	<u>2015-17 Legislatively Adopted Budget</u>	<u>2015-17 Committee Recommendation</u>	<u>Committee Change</u>
Authorized Positions	-	-	8	8
Full-Time Equivalent (FTE) positions	-	-	3.47	3.47

Office of the Governor

Authorized Positions	-	-	6	6
Full-Time Equivalent (FTE) positions	-	-	5.92	5.92

Department of Revenue

Authorized Positions	-	-	34	34
Full-Time Equivalent (FTE) positions	-	-	33.92	33.92

Oregon Health Authority

Authorized Positions	-	-	3	3
Full-Time Equivalent (FTE) positions	-	-	2.50	2.50

Department of Agriculture

Authorized Positions	-	-	6	6
Full-Time Equivalent (FTE) positions	-	-	5.76	5.76

Department of Environmental Quality

Authorized Positions	-	-	2	2
Full-Time Equivalent (FTE) positions	-	-	1.25	1.25

Oregon Department of Forestry

Authorized Positions	-	-	1	1
Full-Time Equivalent (FTE) positions	-	-	0.50	0.50

2015-17 Position Summary

Department of Land Conservation and Development

	<u>2013-15 Legislatively Approved Budget</u>	<u>2015-17 Legislatively Adopted Budget</u>	<u>2015-17 Committee Recommendation</u>	<u>Committee Change</u>
Authorized Positions	-	-	1	1
Full-Time Equivalent (FTE) positions	-	-	1.00	1.00

Department of Justice

Authorized Positions	-	-	22	22
Full-Time Equivalent (FTE) positions	-	-	21.13	21.13

Oregon Military Department

Authorized Positions	-	-	3	3
Full-Time Equivalent (FTE) positions	-	-	3.00	3.00

Oregon State Police

Authorized Positions	-	-	-	-
Full-Time Equivalent (FTE) positions	-	-	(0.50)	(0.50)

Summary of Revenue Changes

The General Fund appropriations made in the bill are within resources available as projected in the May 2015 economic and revenue forecast by the Department of Administrative Services, Office of Economic Analysis, supplemented by transfers from various agency accounts to the General Fund for general governmental purposes as authorized in Senate Bill 501, plus other actions to reduce state agency expenditures.

Summary of Capital Construction Subcommittee Action

Senate Bill 5507 appropriates General Fund to the Emergency Board for general purpose and targeted special purpose appropriations, and makes other adjustments to individual agency budgets and position authority as described below.

Emergency Board

The Emergency Board allocates General Fund and provides Lottery Funds, Other Funds, and Federal Funds expenditure limitation to state agencies for unanticipated needs in approved agency budgets when the Legislature is not in session. The Subcommittee appropriated \$30 million General Fund to the Emergency Board for general purposes.

Senate Bill 5507 makes seven special purpose appropriations to the Emergency Board, totaling \$182.3 million General Fund:

- \$120 million General Fund for state employee compensation changes.
- \$40 million General Fund for the Oregon Health Authority or the Department of Human Services for caseload costs or other budget challenges that the agencies are unable to mitigate. Known potential challenges include costs associated with federal fair labor standards act rule changes affecting home care and personal support workers; these are estimated to be around \$17 million but will depend in part on pending litigation and programmatic changes. Another unknown element is the full impact of second fiscal year costs for nursing facility rates that may fluctuate based on bed reduction targets; \$4.9 million of rate inflation was originally set aside as part of the Governor's budget to stimulate a discussion on aligning nursing facility cost increases with Oregon Health Plan inflation rates.
- \$10.7 million General Fund for allocation to state agencies for compensation changes driven by collective bargaining for workers who are not state employees. Allocations related to child care, adult foster care, homecare, and personal support workers are anticipated.
- \$6.5 million General Fund for Department of Administrative Services to be allocated, if necessary, to fund changes in Department of Administrative Services Enterprise Technology Services (ETS) rates and assessments. A budget note in SB 5502, the budget bill for the Department of Administrative Services, required the State Chief Information Officer to recommend during the 2016 Regular Session a new funding formula for ETS that refocuses charges to state agencies on fees for service and deemphasizes the use of assessments, which fund all positions regardless of reductions in services delivered, demonstrate how reductions in services purchased by state agencies would be reflected in reductions in operating expenses, and include price list adjustments needed for implementation of a new revenue formula at the start of second year of the biennium.
- \$3 million General Fund for Education, early learning through post-secondary.
- \$2 million General Fund for Department of Justice, Defense of Criminal Convictions caseload costs.
- \$100,000 General Fund for Department of Human Services (DHS), to be used – if warranted – for completing provider audits, compliance work, or reporting activities. These potential actions are specifically tied to a budget note providing direction regarding wage increases for direct care workers serving people with intellectual and developmental disabilities. The budget note is included in the DHS section of this budget report.

If these special purpose appropriations are not allocated by the Emergency Board before December 1, 2016, any remaining funds become available to the Emergency Board for general purposes.

Adjustments to Approved 2015-17 Budgets

OMNIBUS ADJUSTMENTS

Omnibus adjustments reflect budget changes in multiple agencies based on reductions in Department of Administrative Services' assessments and charges for services, Audits Division assessments, Attorney General rates, and debt service. Total savings are \$30.1 million General Fund, \$0.7 million Lottery Funds, \$28.5 million Other Funds, and \$11.1 million Federal Funds.

ADMINISTRATION

Department of Administrative Services

The Subcommittee approved a one-time \$951,393 Other Funds expenditure limitation increase and establishment of six limited-duration positions (1.71 FTE) for the Chief Human Resources Office to review the Human Resource Information System project (HRIS). The positions will review and update the preparations in the current project for business processes realignment that will be necessary with the adoption and deployment of any new HR IT system, review and update existing IT modernization plans, and study and improve conversion planning for implementation of HRIS. The Department will report initial findings of this review to the appropriate subcommittees of the Joint Committee on Ways and Means during the 2016 legislative session.

The Subcommittee also approved a \$293,314 Other Funds expenditure limitation increase and the addition of two positions for Shared Financial Services to accommodate service provision for the Department of Geology and Mineral Industries, which will now have financial functions carried out by DAS.

The Subcommittee also approved continuing to give nonlimited authority to DAS to make Other Funds expenditures necessary to disburse general obligation bonds sold during the 2013-15 biennium for the benefit of public universities. Disbursement of future bond sales will be done by the Higher Education Coordinating Commission (HECC), but during the 2013-15 biennium, the Department of Administrative Services (DAS) was given initial authority to disburse these proceeds. As the bond project duties related to issuance of Article XI-F and XI-G general obligation bonds transition from DAS to HECC per House Bill 3199, both agencies were given nonlimited authority to disburse proceeds of bonds issued during 2013-15. The total amount of undisbursed proceeds as of June 30, 2015 from 2013-15 bond sales is \$196,523,642. The initial estimate of the amount of 2013-15 proceeds DAS will disburse in 2015-17 per agreements with public universities is \$145,875,000, with HECC assumed to disburse \$50,648,642. These amounts will likely change once the timing of final transition from DAS to HECC is known.

Senate Bill 5507 includes one-time General Fund appropriations to the Department of Administrative Services for the following purposes:

- \$1,100,000 for disbursement to the National Urban Housing and Economic Community Development Corporation (NUHECDC) for implementation of an affordable homes, skills training, and jobs for unemployed prior-offenders, at-risk youth, and veterans. NUHECDC is directed to provide written status reports to the Department of Administrative Services and the Legislative Fiscal Officer each quarter during the 2015-17 biennium to document progress in meeting the program's objectives of providing affordable housing for low to

moderate income Oregonians; skill training for prior-offenders, at-risk youth, and veterans; and job placement for those with barriers to quality employment.

- \$850,000 for disbursement to the Pine Valley Fire District for a new location and facility to house the Fire Department in the City of Halfway, Oregon.
- \$100,000 for disbursement to the City of Medford to pay for the completion of a feasibility study on development of a conference center in the Medford area. This project could grow beyond a simple conference center and, if feasible, could include sports and recreation components.
- \$90,000 for disbursement to the City of Gold Hill for engineering work needed to construct the Gold Hill Whitewater Park at Ti'lomikh Falls on the Rogue River. The Whitewater Park is being built into the new Gold Hills Parks Master Plan. The goal of the project is to turn Gold Hill into a whitewater destination. The engineering of the whitewater project will be completed in 2015. Permitting and fundraising for construction is expected to take two years. Construction of the whitewater features is expected to take two months. The goal is to finish the park before the 2016 Olympics and to have a local paddler trained at the site competing in the 2020 Olympics.

The Subcommittee added \$15,556,140 Other Funds expenditure limitation for one-time cost of issuance and special payments associated with the disbursement of proceeds from Lottery Bond sales; projects are detailed below and approved in House Bill 5030. Cost of issuance for these projects totals \$456,140. There is no debt service allocated in the 2015-17 biennium, as the bonds will not be sold until the Spring of 2017. Total debt service on all the projects described below is estimated at a total of \$2,919,215 Lottery Funds for the 2017-19 biennium.

- \$750,000 Other Funds for disbursement to Concordia University for the construction of the Faubion prekindergarten through grade eight school.
- \$1,250,000 Other Funds for disbursement to the Elgin Health District for a rural health care clinic.
- \$1,000,000 Other Funds for disbursement to Open Meadow for the construction of a new facility for the Open School in Portland.
- \$1,000,000 Other Funds for disbursement to the Boys and Girls Clubs of Portland Metropolitan Area for a new Boys and Girls Club in Rockwood.
- \$500,000 Other Funds for disbursement to the City of Grants Pass for the Riverside Park renovation project.
- \$1,000,000 Other Funds for disbursement to the Mountain West Career Technical Institute for the Career Technical Education Center in Salem.
- \$2,000,000 Other Funds for disbursement to Wheeler County for the construction of an underground fiber optic telecommunication line from Condon to Fossil.
- \$1,500,000 Other Funds for disbursement to the Port of Umatilla for facilities development at the Eastern Oregon Trade and Event Center in Hermiston.
- \$3,000,000 Other Funds for disbursement to Trillium Family Services for improving and expanding the Children's Farm Home near Corvallis which houses the Secure Adolescent Inpatient Program.
- \$1,600,000 Other Funds for disbursement to the Port of Morrow for development of an Early Childhood Development Center at the workforce training center at the Port of Morrow.

- \$1,500,000 Other Funds for disbursement to the City of Tigard for the Hunziker Development Project.

Senate Bill 5507 includes a one-time \$400,000 General Fund appropriation to the Department of Administrative Services for a community-based organization, the YWCA of Greater Portland, to administer the Family Preservation Program (FPP) at Coffee Creek Correctional Facility. The FPP works with the Department of Corrections (DOC) to serve the best interests of the children of incarcerated parents by increasing therapeutic visitation between children and parents. The YWCA of Greater Portland is expected to provide facilitated case management including:

- Participation of a qualified mental health professional with training and experience with persons who have experienced trauma,
- Parenting skills training, including information on child development and attachment,
- Intensive communication between parents and the guardian or caregiver of the child,
- Facilitation of transportation of program participants to and from the prison,
- Facilitation of lodging to program participants when determined to be appropriate,
- Referrals to home visiting services and attorney services,
- Assistance in navigating state agency processes and nonprofit resources, and
- Reporting to the Legislature on measurable outcomes related to the welfare of the participating children and recidivism of participating incarcerated parents.

While the YWCA of Greater Portland will implement the program, DOC also has a role in the program's success. A budget note is included in the DOC section of this report to clarify the DOC role in administering the Family Preservation Program.

Office of the Governor

The Office of the Governor is increased by \$1,332,517 Lottery Funds for the establishment of five regional solutions coordinator (PEM/F) positions (4.92 FTE). Three of these positions were in the Office of the Governor on a limited-duration basis during the 2013-15 biennium. The other two positions were in the Oregon Business Development Department on a limited-duration basis during the 2013-15 biennium.

The Office of the Governor is increased by \$500,000 General Fund for federal programs coordination. The increase includes one PEM/G position (1.00 FTE) for the program, as well as any needed services and supplies. This function had previously been housed in the Oregon Business Development Department.

Public Employees Retirement System

The Subcommittee increased the Other Funds expenditure limitation by \$509,960 for the estimated fiscal impacts of House Bill 3495 (\$284,960) and Senate Bill 370 (\$225,000).

The Department of Administrative Services is expected to unschedule \$509,960 of expenditure limitation that may only be scheduled based upon the joint approval of the Office of the State Chief Information Officer and the Legislative Fiscal Office and after a more detailed evaluation of the information technology implementation plans for these two measures.

Department of Revenue

The Subcommittee approved funding for the second of a four phase project to replace most of the agency's core information technology systems (Core Systems Replacement project). The second phase includes: personal income, transit, self-employment, Senior Property Deferral, and estate and trust tax programs. The scheduled implementation date for this phase is December 1, 2015.

The Subcommittee approved \$25,929,440 of Other Funds expenditure limitation and the establishment of 33 permanent full-time positions (33.00 FTE), which is to be mostly financed with Article XI-Q bonds approved in House Bill 5005 (\$19 million). Project revenues also include an estimated \$6.9 million in bond proceeds that were authorized and issued during the 2013-15 biennium, but remained unexpended.

The Other Funds budget includes: personal services of \$7 million; \$532,500 for facility costs; \$12.6 million for vendor contract payments; \$1.3 million for an independent quality assurance; \$592,900 for project management costs; \$532,500 for change leadership; \$279,000 for hardware and software; and \$3 million for a contingency reserve.

Unless otherwise approved by the Legislature or the Emergency Board, the positions budgeted for the Core Systems Replacement (CSR) project are established as permanent full-time positions under the following conditions: (a) the positions will be abolished on or before the completion of the project; (b) the positions are to remain in the Core System Replacement program (i.e., CSR summary cross reference) and may not be transferred to any other program or used for any other purpose other than the development to the Core System Replacement project; and (c) the positions may not be included in any permanent finance plan action.

The Subcommittee approved \$3,935,414 General Fund for the agency's payments to the Department of Administrative Services for State Data Center charges related to phase-I of the project (\$1.3 million), vendor contract maintenance costs to support the ongoing maintenance of the vendor product after installation (\$2.4 million), and non-bondable expenditures related to phase-II of the project (\$240,000).

The Subcommittee approved \$3,684,413 in additional General Fund Debt Service to support repayment of Article XI-Q General Obligation bond proceeds approved in House Bill 5005.

Other Funds expenditure limitation of \$375,000 is included for the cost of issuance of the bonds.

The Subcommittee adopted the Joint Committee on Ways and Means – Information Technology Subcommittee recommendations for the Core Systems Replacement project:

- Continue to work closely with and regularly report project status to the Office of the State Chief Information Officer and the Legislative Fiscal Office throughout the project's lifecycle.
- Continue to follow the Joint State CIO/LFO Stage Gate Review Process.
- Report back to the Joint Interim Committee on Ways and Means on project status in the Fall of 2015 (on readiness to proceed with the CSR Project's Rollout 2 in December 2015), and to the Joint Committee on Ways and Means during the 2016 legislative session.

- Utilize the Office of the State CIO’s Enterprise Project and Portfolio Management system as it is deployed for all project review, approval, project status, and QA reporting activities throughout the life of the Core Systems Replacement Project, to include information on the new Fraud Analytics and Detection project planning and execution activities funded by package 151.

The Subcommittee also approved funding for the implementation of the Property Valuation System project, which is a commercial-off-the-shelf solution for an integrated appraisal application.

The Subcommittee approved \$1,880,000 of Other Funds expenditure limitation for project costs and the establishment of one permanent full-time position (0.92 FTE), which is to be financed with Article XI-Q bonds approved in House Bill 5005. This includes personal services of \$175,260; \$56,704 for capital outlay; \$1.5 million for vendor contract payments; and \$150,000 for an independent quality assurance.

Other Funds expenditure limitation of \$80,000 is included for the cost of issuance of the bonds.

The Subcommittee approved \$71,843 in General Fund Debt Service to support repayment of Article XI-Q General Obligation bond proceeds approved in House Bill 5005.

The Department of Administrative Services is expected to unschedule \$1.5 million of Other Funds expenditure limitation that may only be scheduled based upon the joint approval of the Office of the State Chief Information Officer, Department of Administrative Services – Chief Financial Office, and the Legislative Fiscal Office.

The Subcommittee adopted the Joint Committee on Ways and Means – Information Technology Subcommittee recommendations for the Property Valuation project:

- Continue to work closely with and regularly report project status to the OSCIO and LFO throughout the lifecycle of the proposed DOR Property Valuation System (PVS) project.
- Follow the Joint State CIO/LFO Stage Gate Review Process.
- Hire/retain or contract for qualified project management services with experience in planning and managing projects of this type, scope, and magnitude.
- Update the Business Case and foundational project management documents as required.
- Work with OSCIO to acquire Independent Quality Management Services as required to conduct an initial risk assessment, perform quality control reviews on the Business Case and foundational project management documents as appropriate, and perform ongoing, independent quality management services as directed by the OSCIO.
- Submit the updated Business Case, project management documents, initial risk assessment, and QC reviews to the OSCIO and LFO for Stage Gate Review.
- Report back to the Legislature on project status during the 2016 legislative session and/or to interim legislative committees as required.
- Utilize the Office of the State CIO’s Enterprise Project and Portfolio Management system as it is deployed for all project review, approval, project status, and closeout reporting activities throughout the life of the DOR PVS project.

Secretary of State

The Subcommittee approved omnibus budget adjustments that include a \$1,149,279 total reduction in state agency assessments and billings for the Audits Division. Secretary of State revenues after this reduction remain sufficient to fully support the legislatively adopted budget for the Division and the Secretary of State.

Treasurer of State

The Subcommittee adopted the following budget note related to the intermediate term pool investment program, with the expectation that the State Treasurer also report on what education and training can be provided local governments on the benefits and risks associated with investing in the intermediate term pool. The Subcommittee also expressed an interest in being provided a comprehensive list of state agencies that should be considered candidates for making investments in the existing state intermediate term investment pool:

Budget Note:

The State Treasurer is requested to report to the interim Joint Committee on Ways and Means during Legislative Days in November 2015 on local and tribal government investment opportunities in the intermediate term pool or other intermediate term pooled investment options offered by the State Treasurer.

The report is to define how, and when, the program will be implemented; how investments will be made, overseen, and administered; the status of development of administrative rules; and how the program compares to the existing state intermediate term investment pool.

The cost of administering the program is to be detailed, including both State Treasury and third party costs, and the basis on which local and tribal governments will be charged.

The agency is to identify the potential level of participation, both immediate and over the long-term, as well as the level of potential investment. The agency is to report on the number of pending and signed investment agreements. The agency is to identify how it will accommodate future demand for program growth as well as any short-term program capacity or resource constraints issues.

CONSUMER AND BUSINESS SERVICES

Public Utility Commission

House Bill 2599 (2015) relates to termination of electric or natural gas service. It requires utilities that provide electricity or natural gas service to prepare reports on processes the utilities use to not terminate for non-payment utility service to homes during very hot or very cold weather. To ensure legislative review of these reports, the Subcommittee approved the following budget note:

Budget Note:

The Public Utility Commission is directed to collect reports from the governing boards of all independent utilities in the state on each utility's program to ensure health and safety of vulnerable Oregonians during possible utility shutoffs that might take place during extreme weather situations. The Public Utility Commission will present a summary of the reports to the appropriate committees during the 2016 legislative session.

ECONOMIC AND COMMUNITY DEVELOPMENT

Oregon Business Development Department

The Subcommittee increased Oregon Business Development Department expenditures by \$257,767,573, including \$4,089,357 General Fund, \$1,500,000 Lottery Funds, \$227,178,216 Other Funds, and \$25,000,000 Nonlimited Other Funds.

Lottery Funds increases include \$1 million to supplement funding for the Regional Accelerator Innovation Network, and \$500,000 for transfer to the Oregon Growth Fund managed by the Oregon Growth Board. The additional funds for the Regional Accelerator Innovation Network bring total Lottery Funds support for the Network to \$2 million. Lottery Funds expenditures approved in this bill for the two programs are approved on a one-biennium basis and will be phased out in the development of the agency's 2017-19 biennium current service level budget.

Other Funds budget adjustments were approved for bond-funded programs approved in Senate Bill 5005 and House Bill 5030. The Other Funds expenditure limitation increases approved include:

- \$175 million of net Article XI-M general obligation bond Other Funds proceeds for seismic rehabilitation grants for schools. The proceeds are projected to finance approximately 115 school seismic rehabilitation projects during the 2015-17 biennium, and represent a more than eleven-fold increase over the \$15 million level of school seismic rehabilitation grant funding provided in the 2013-15 biennium. The Subcommittee also added \$4,089,357 General Fund to pay debt service on the bonds. The debt service funds are projected to allow the State Treasurer to issue \$50 million of net bond proceeds in the Spring of 2016, and the remaining \$125 million of bond proceeds in Spring of 2017. Debt service costs for the school seismic bonds are expected to total \$28.7 million General Fund, per biennium, when the costs fully phase in beginning in the 2017-19 biennium. The Subcommittee added \$1,870,000 Other Funds for the costs of issuing the Article XI-M bonds. These costs are paid from the gross proceeds of the bond sale. The agency may need to add staff to manage grant award activity associated with the Spring 2017 bond sale.
- \$30 million of net Article XI-N general obligation bond Other Funds proceeds for seismic rehabilitation grants for emergency services facilities. The proceeds are projected to finance approximately 50 emergency services facility seismic rehabilitation projects during the 2015-17 biennium, and represent a doubling of the \$15 million level of emergency services facility seismic rehabilitation grant funding provided in the 2013-15 biennium. The bonds will be issued in the Spring of 2017. Debt service costs for the emergency services facility seismic bonds are expected to total \$4.9 million General Fund, per biennium, when the costs fully phase in beginning in the 2017-19 biennium. The Subcommittee added \$440,000 Other Funds for the costs of issuing the Article XI-N bonds. These costs are paid from the gross proceeds of the bond sale.
- \$18 million of net Lottery bond Other Funds proceeds for deposit to the Special Public Works Fund, a revolving loan fund. The \$18 million total includes \$5 million specifically dedicated to finance levee inspection and repair projects as authorized by Senate Bill 306. The remaining \$13 million of bond proceeds may be applied to any eligible Special Public Works Fund projects. The funding designated for levees is projected to support approximately 17 levee projects, and the undesignated funding is projected to support an additional 11 projects. Because the bonds will be issued in the Spring of 2017, most project activity will occur after the end of the current biennium. Debt service costs for the Lottery bonds are expected to total \$3.8 million Lottery Funds, per biennium, when the costs fully phase in beginning in the 2017-19 biennium. The Subcommittee added \$323,147 Other Funds for the costs of issuing the Lottery bonds. These

costs are paid from the gross proceeds of the bond sale. The \$18 million of bond proceed expenditures were added to the agency budget as Nonlimited Other Funds, and as such, are not included in the expenditure limitation increases included in the bill.

- \$7 million of net Lottery bond Other Funds proceeds for deposit to the Brownfields Redevelopment Fund, a revolving loan fund. The funding is projected to support approximately 27 brownfields redevelopment projects. Because the bonds will be issued in the Spring of 2017, most project activity will occur after the end of the current biennium. Debt service costs for the Lottery bonds are expected to total \$1.5 million Lottery Funds, per biennium, when the costs fully phase in beginning in the 2017-19 biennium. The Subcommittee added \$129,239 Other Funds for the costs of issuing the Lottery bonds. These costs are paid from the gross proceeds of the bond sale. The \$7 million of bond proceed expenditures were added to the agency budget as Nonlimited Other Funds, and as such, are not included in the expenditure limitation increases included in the bill.
- \$13 million of net Lottery bond Other Funds proceeds for Regional Solutions capital construction priority projects identified by Regional Solutions Advisory Committees. The funding is projected to support approximately 28 capital construction projects in ten of the state's eleven Regional Solutions regions. The projects are funded with a combination of \$995,000 of Lottery bond proceeds remaining from the Spring 2015 bond sale and \$12,005,000 of new bond proceeds from Lottery bonds that will be issued in the Spring of 2017. Because most of the funding will become available late in the biennium, most project activity will occur after the end of the current biennium. Debt service costs for the Lottery bonds are expected to total \$2.6 million Lottery Funds, per biennium, when the costs fully phase in beginning in the 2017-19 biennium. The Subcommittee added \$243,677 Other Funds for the costs of issuing the Lottery bonds. These costs are paid from the gross proceeds of the bond sale. The Subcommittee approved \$13 million of support to fund projects on the identified Regional Solutions project list that total more than \$14 million in costs. The project list is posted on the Oregon Legislative Information System website with the Capital Construction Subcommittee July 3, 2015 meeting materials. The agency is directed to best apply the available funding toward the project list identified costs, taking into consideration other possible funding sources available for individual projects. If the agency determines that funds would be better utilized to support other projects not on the identified project list, it must obtain legislative approval to do so before the lottery bonds are issued. The agency is also expected to work with the Governor's Office to allow the agency to review proposed Regional Solutions projects to ensure they meet certain criteria, including: supporting job growth and retention, obtaining leverage from other sources, possessing a clear business plan for sustainability without additional state funding, meeting regional priorities recommended by a Regional Solutions Advisory Committee, and, if bond proceeds are requested as the funding source, qualifying as a capital construction project.
- \$4.5 million of net Lottery bond Other Funds proceeds for cultural capital construction projects. The funding is specifically dedicated as follows: \$2 million for the Oregon Shakespeare Festival, \$1.5 million for the Portland Japanese Garden, \$600,000 for Oregon Public Broadcasting, and \$400,000 for the Aurora Colony Museum. The bonds will be issued the Spring of 2017. Debt service costs for the Lottery bonds are expected to total approximately \$956,000 Lottery Funds, per biennium, when the costs fully phase in beginning in the 2017-19 biennium. The Subcommittee added \$68,184 Other Funds for the costs of issuing the Lottery bonds. These costs are paid from the gross proceeds of the bond sale. The \$4,568,184 of bond proceeds and costs of issuance expenditures were added to the agency's Arts and Cultural Trust Other Funds expenditure limitation.

- \$1,562,157 of net Lottery bond Other Funds proceeds for repairs and upgrades to the Port of Brookings Harbor dock. The bonds will be issued in the Spring of 2017. Debt service costs for the Lottery bonds are expected to total approximately \$300,000 Lottery Funds, per biennium, when the costs fully phase in beginning in the 2017-19 biennium. The Subcommittee added \$41,812 Other Funds for the costs of issuing the Lottery bonds. These costs are paid from the gross proceeds of the bond sale. The \$1,603,969 of bond proceeds and costs of issuance expenditures were added to the agency's Infrastructure Finance Authority Other Funds expenditure limitation.

Housing and Community Services Department

Other Funds expenditure limitation is increased by \$10 million for additional payments anticipated due to the passage of House Bill 3257, which extended until 2018 the period under which an additional \$5 million annually could be collected from residential electricity consumers for low income bill payment assistance. The funds are collected from utilities, transferred to the Housing and Community Services Department, and distributed to eligible Oregonians by local Community Action agencies under contract.

Other Funds expenditure limitation for the Housing and Community Services Department is increased by \$585,000, attributable to cost of issuance for \$40 million in Article XI-Q bonds issued for affordable housing development. The housing to be developed with the bonds will be targeted to low income individuals and families, pursuant to the provisions of House Bill 2198. That bill directs the Department to distribute the resources available based on criteria including geography, market data, need, and other factors, and directs the Department to develop the housing with the advice of the State Housing Council and to work with stakeholders to achieve objectives that include reducing project costs and reaching underserved communities. It is assumed that the investment will result in an estimated 1,600 units of new affordable housing developed. Expenditure limitation for a period of six years for the project amount (\$40 million) is located in House Bill 5006.

Other Funds expenditure limitation in the amount of \$2,551,972 is included to enable the Housing and Community Services Department to expend proceeds from Lottery bonds for preservation of affordable housing with expiring federal subsidies. Of this amount, \$2.5 million is attributable to project costs, and \$51,972 is related to cost of issuance.

Eligible projects for which these funds can be expended are defined as the following:

- Privately owned multi-family rental properties where at least 25% of the units are subsidized by a project-based rental assistance contract through the USDA Rural Development or the US Department of Housing and Urban Development;
- Existing manufactured housing communities to be acquired by a mission-based non-profit organization, resident cooperative, tenants' association, housing authority, or local government; or
- Public housing projects undergoing a preservation transaction which involves a comprehensive recapitalization, and which will secure ongoing rental subsidies.

Other Funds expenditure limitation in the amount of \$20,307,817 is included to enable the Housing and Community Services Department to expend proceeds from Lottery bonds for the purpose of financing construction of housing for individuals with mental illness or addiction disorders. Of this amount, \$20 million is attributable to project costs, and \$307,817 is related to cost of issuance. This limitation applies to the 2015-17 biennium only, as the project is not anticipated to be recurring. To the extent that proceeds are not fully expended for mental health

housing in 2015-17, the 2017-19 agency request budget should include a request that limitation for remaining proceeds be carried forward into the 2017-19 biennium. The Housing and Community Services Department will develop a process similar to but separate from its existing “Notice of Funds Availability” that is currently used to identify partners and financing for affordable housing projects. The Oregon Health Authority will work with the Housing and Community Services Department (HCSD) throughout the process of utilizing the \$20 million of bonding proceeds for the development of housing for individuals with mental illness or addictions disorders. The Oregon Health Authority will continue to work with their partners, including the National Alliance on Mental Illness (NAMI) and the Oregon Residential Provider Association (ORPA), as well as other stakeholders, to set up a workgroup that will be responsible for providing recommendations on project priorities to HCSD.

Department of Veterans’ Affairs

Additional one-time General Fund in the amount of \$500,000 is appropriated to the Oregon Department of Veterans’ Affairs for support for County Veterans’ Service Officers. This is in addition to the \$246,046 General Fund investment above the 2015-17 current service level that was included in the Department’s budget bill, Senate Bill 5539. With this increase, the amount of General Fund directed to County Veterans’ Service Officers for the 2015-17 biennium will total \$4.7 million, \$4.2 million of which is intended to be ongoing in future biennia.

EDUCATION

Department of Education

The Subcommittee approved a net increase of \$51,990,543 General Fund and \$66,009,457 million Lottery Funds for the State School Fund. The increase reflects three separate actions:

- An increase of \$105,782,400 General Fund represents the increase due to the “trigger” included in the State School Fund bill (House Bill 5017) which directed to the State School Fund 40 percent of any General Fund increase in the 2015-17 revenue estimates between the March 2015 and the May 2015 forecasts;
- An additional \$12,217,600 General Fund is made available for the State School Fund beyond the amount resulting from the “trigger”; and
- A decrease of \$66,009,457 General Fund and a corresponding \$66,009,457 Lottery Funds increase is recommended to balance the use of available Lottery Funds across the entire state budget.

The Legislature assumes the State Land Board will increase the distribution from the Common School Fund from the current four percent to a five percent distribution which results in an estimated increase of \$27,544,741 of revenue available to districts through the school funding formula. If the State Land Board takes this action, there will be an equivalent of just over \$7.4 billion in combined General Fund, Lottery Funds, and these additional Common School Funds resources for the 2015-17 biennium.

House Bill 5017, the State School Fund bill, split the amount available to be distributed from the State School Fund between the two school years on an even basis or \$3,629,130,346 in each school year. The Subcommittee approved placing all of the additional State School Fund resources made available in this bill to be distributed in 2016-17, the second school year of the biennium. This results in a split between the two school years of 49.2 percent for 2015-16 and 50.8 percent for 2016-17.

The Subcommittee approved a one-time \$3,300,000 General Fund increase in the appropriation for the Department of Education’s nutrition programs relating to the Farm to School program under ORS 336.431. This increase is over and above the current \$1,219,189 General Fund appropriation included in the Department of Education’s budget bill (House Bill 5016) for this program. It is anticipated that grants under this program will be changed by language in Senate Bill 501 that is intended to increase participation in the program by school districts. The Department of Education may use up to two percent of the total funding for the Farm to School program under ORS 336.431 for the administration of the program. Of the remaining amount, the Department is instructed to allocate approximately 80% of the remaining funding for the noncompetitive grants and approximately 20% of the remaining funding for competitive grants.

The Subcommittee increased the funding for Relief Nurseries in the Early Learning Division by a one-time \$700,000 General Fund appropriation. This brings the total amount of state funding for Relief Nurseries to \$8,300,000 General Fund.

The Subcommittee approved a one-time increase of \$500,000 General Fund for the new leadership program designed to recruit and train “district turnaround leaders” to assist schools and districts to increase their overall achievement measures. This increase and the amount included in the budget bill for the Oregon Department of Education (House Bill 5016) brings the total amount of funding for this program to \$2,000,000 General Fund.

The Subcommittee approved the establishment of an Other Funds expenditure limitation of \$126,210,000 for the proceeds of Title XI-P general obligation bonds, which are for grants to assist school districts with their capital costs of facilities. The grant, funded with bond proceeds, provided to each district must be matched by the district to finance capital costs for projects that have received voter approval for locally issued bonds. State bond proceeds may not be used for operating costs of the district. The bonding bill (House Bill 5005) includes the authorization for issuing \$125,000,000 of Title XI-P bonds. Costs of issuance are estimated at \$1,210,000 Other Funds.

Budget Note:

The Department of Education is instructed to use \$500,000 General Fund from the Early Intervention/Early Childhood Special Education (EI/ECSE) budget to support two to four communities in developing pathways from screening to services to make it easier for families to receive services that screening identifies. Use of this funding is aligned with best practices for how EI/ECSE programs should address the needs of children and their families who do not meet the legal requirements for eligibility and connect them to other services and supports. The Early Learning Council shall report on the progress and outcomes of this work to the appropriate legislative committee and include any recommendations for the 2017 legislative session.

Budget Note:

Given the expanded Healthy Families Oregon home visiting funding added to the Early Learning Division’s budget, the Early Learning Division and the Oregon Health Authority are instructed to:

- Develop a set of outcome metrics connected to evidence of impact for consideration by the Early Learning Council and the Oregon Health Policy Board that any home based service that receives state dollars must meet in order to continue to receive state funds, effective July 1, 2016;
- Develop a plan and timeline for integrating the state’s professional development system for early learning providers with the emerging professional development system for home visitors; and
- Develop a common program agnostic screening tool to identify potential parent/child risk factors and intake form for families who are eligible for home visiting services and require implementation by state funded home visiting programs by July 1, 2016.

The Early Learning Division and the Oregon Health Authority shall report on progress to the appropriate legislative committee.

Budget Note:

The Department of Education is instructed to survey school districts on the financial effects of the: (1) adaptation of new instructional hour minimums, (2) mandated full scheduling of 92 percent of students, and (3) projections for programs and personnel possibly eliminated in order to comply with these mandates at current budget levels. The Department is to report back to the Joint Committee on Ways and Means by February 1, 2016.

Higher Education Coordinating Commission

The Subcommittee approved a one-time \$1,500,000 General Fund appropriation to fund academic counselors at community colleges during the second academic year of the biennium. Community Colleges currently have limited academic counseling services in place. With the potential of more students as a result of the tuition waiver grant program established in Senate Bill 81, there is concern that those limited resources will be stretched even further. Prior to the distribution of these funds, the Higher Education Coordinating Commission is to report to the Joint Committee on Ways and Means during the 2016 legislative session or to the Emergency Board what factors or variables will determine the distribution of these funds.

The Subcommittee approved the establishment of a \$1,542,827 Other Fund expenditure limitation for a grant to the Linn Benton Community College for the construction and capital expenditures for the Advanced Transportation Technology Center. This Center is established to advance statewide transportation energy policy as well as to provide education and training of students at the Community College. The project is to include an automotive technician training center with an alternative fuel area, a heavy transportation/diesel training center, an innovation center, and an anaerobic digester for renewable gas production. The Other Funds expenditure limitation increase represents the \$1,500,000 state share of the project cost and \$42,827 for the cost of issuing the bonds. Both of these items are funded through the sale of Lottery bonds.

The Subcommittee approved \$2,500,000 General Fund for the College of Forestry at Oregon State University to operate a center for the manufacturing and design of advanced wood products in cooperation with the University of Oregon. The \$2.5 million represents a partial biennium of expenses, and as such, state support for the center rolls up to \$3,400,000 in the 2017-19 biennium. The Subcommittee also approved \$300,000 General Fund on a one-time basis for use by Eastern Oregon University for costs associated with starting a collegiate wrestling program.

The Subcommittee approved a one-time \$350,000 General Fund appropriation to the Higher Education Coordinating Commission (HECC) for a grant to the College Inside program. This is a program designed to allow incarcerated students obtain a two-year college degree that is transferable to a four-year university.

The Subcommittee approved a one-time \$350,000 General Fund appropriation to Higher Education Coordinating Commission (HECC) for a grant to the College Possible organization. This program provides mentoring, coaching, and other assistance to low income students to encourage them to go to college and help them apply for college and financial aid.

The Subcommittee approved a \$62,300 General Fund appropriation for use by Oregon Solutions at Portland State University to pay the expenses of the Task Force on the Willamette Falls Navigation Canal and Locks as they conduct the work directed in SB 131.

The Subcommittee clarified that of the \$151,390,838 General Fund increase approved for the Public University Support Fund program area in House Bill 5024, \$41,095,238 was for continuation of the tuition buy down funding provided to public universities in House Bill 5101 (2013 Special Session).

The Subcommittee approved a \$4,477,055 increase in the Other Funds expenditure limitation for payment of the costs of issuing Article XI-F general obligation bonds, Article XI-G general obligation bonds, and Article XI-Q general obligation bonds on the behalf of community colleges and public universities.

The Subcommittee also approved giving the Higher Education Coordinating Commission (HECC) nonlimited authority to make Other Funds expenditures necessary to disburse general obligation bonds sold during the 2013-15 biennium for the benefit of public universities. Disbursement of future bond sales will be done by HECC, but during the 2013-15 biennium the Department of Administrative Services (DAS) was given initial authority to disburse these proceeds. As the bond project duties related to issuance of Article XI-F and XI-G general obligation bonds transition from DAS to HECC per House Bill 3199, both agencies were given nonlimited authority to disburse proceeds of bonds issued during 2013-15. The total amount of undisbursed proceeds as of June 30, 2015 from 2013-15 bond sales is \$196,523,642. The initial estimate of the amount of 2013-15 proceeds HECC will disburse per agreements with public universities in 2015-17 is \$50,648,642, with DAS disbursing \$145,875,000. These amounts will likely change once the timing of final transition from DAS to HECC is known.

Oregon Health & Science University

The Subcommittee approved the establishment of a \$200,035,000 Other Funds expenditure limitation for DAS to disburse Article XI-G bond proceeds to the Oregon Health and Science University (OHSU) to fund Knight Cancer Institute capital construction costs. In addition, the Subcommittee approved an \$8,522,485 General Fund appropriation to pay debt service on XI-G bonds issued during the 2015-17 biennium for the Knight Cancer Institute project.

House Bill 3199 (2015) provided that the Department of Administrative Services (DAS) would continue to make debt service payments on behalf of OHSU on legacy debt issuance, including \$30,909,888 debt service paid with Tobacco Master Settlement Agreement (TMSA) funds. To accommodate this requirement, the Subcommittee approved providing DAS with \$38,689,306 Other Funds expenditure limitation to make debt

service payments. Revenue for making \$7,779,418 debt service payments on non-TMSA supported Article XI-F bond debt will be provided by OHSU.

HUMAN SERVICES

Department of Human Services

To support two pilot projects in the Child Welfare program, the Subcommittee approved \$800,000 General Fund and increased Federal Funds expenditure limitation by \$160,000; funding is approved on a one-time basis with future program support or integration dependent on resources and pilot outcomes. The following budget note, which lays out the goals and expectations for the pilot projects, was also approved:

Budget Note:

The Department of Human Services is directed to work with community-based organizations to develop and implement two pilot programs, one serving a rural part of the state and the other one serving an urban area, to improve the quality and effectiveness of foster care for children and wards who have been placed in the Department's legal custody for care, placement, and supervision. The programs shall target youth who have experienced multiple foster care placements and who are at significant risk of suffering lifelong emotional, behavior, developmental, and physical consequences due to disrupted and unsuccessful placements in the foster care system. The following services for foster parents shall be included in the programs: trauma-informed, culturally appropriate care training; behavioral supports; ongoing child development and parent training; 24-hour, daily on-call caregiver support; respite care; tutoring; and assistance with locating immediate and extended healthy, biological family members.

Each pilot program will have an advisory group that includes at least one individual who has experienced multiple placements in the foster care system and at least one foster parent. The legislative expectation is that at least \$800,000 of the total funding for the pilots will be provided directly to community-based organizations to deliver program services. On or before May 1, 2017, the Department shall report to the legislative committees having authority over the subject areas of child welfare and juvenile dependency regarding the status of the pilot programs and, to the extent possible, placement outcomes for children and wards who participated in the pilot program and children and wards not receiving pilot program supports. The Department will also provide an update on the pilot projects as part of its budget presentation during the 2017 legislative session.

To provide and test targeted community college career pathway training opportunities for Temporary Assistance for Needy Families and Employment Related Day Care clients, the Subcommittee approved \$500,000 General Fund for a one-time pilot project in Jackson and Josephine counties. Eligible clients will be in enrolled training programs that match up with in-demand, high wage job openings, such as in the healthcare or information technology areas. Clients will receive a scholarship/stipend to help augment Pell grants, with average awards expected to be about \$2,000 per client; about 150 clients are estimated to participate in the program over the biennium. The pilot project is a joint effort between the Rogue Workforce Partnership, the Oregon Employment Department, and the Department of Human Services.

The Subcommittee approved \$350,000 General Fund to provide transitional (one-time) funding for the Home Care Commission's private pay registry. This program, which enables private payers to buy home care services through the home care registry, was authorized by House Bill 1542 (2014) and is expected to be fee supported once fully up and running in January 2016.

The Subcommittee approved \$1,800,000 General Fund to restore a reduction made in the primary budget bill for the Department (House Bill 5026). The funding will provide ongoing support for options counseling provided through the Aging and Disability Resource Connection (ADRC). The program helps people identify their long term care needs and preferences, understand the service options available to them, and make decisions about their care.

The Subcommittee approved \$400,000 General Fund, on a one-time basis, to increase support funding for the Oregon Hunger Response Fund (Oregon Food Bank); between funding in both the DHS and the Housing and Community Services Department budgets, a total of \$3.2 million General Fund is now appropriated in the 2015-17 biennium to help the fund fight hunger.

The Subcommittee approved \$150,000 General Fund to provide ongoing support for the Hunger Task Force, which is charged with advocating for hungry persons, and contributing to the implementation and operation of activities and programs designed to alleviate or eradicate hunger in Oregon. House Bill 2442 (2015) designates the Department of Human Services as the entity in administering the state policy on hunger and also requires the agency to support and staff the task force, based upon the availability of legislatively approved funding for such purposes.

To cover Phase II development and implementation of a streamlined and integrated Statewide Adult Abuse and Report Writing System, the Subcommittee approved \$2,277,037 General Fund and \$3,355,000 Other Funds expenditure limitation (\$5.6 million total funds). Phase I planning funding was approved by the Emergency Board in May 2014, based upon demonstrated need for a stable, integrated adult abuse data and report writing system to deal with Oregon's growth in an aging population, an annual increase of 5-8% in abuse referrals, and an increased need for services across all demographics. The Other Funds portion of the project will be financed with Article XI-Q bonds; the General Fund amount includes \$839,543 to cover debt service payments in the second year of the biennium.

The Department will continue its work on the project according to direction from the Joint Ways and Means Subcommittee on Information Technology, which recommended incremental and conditional project approval. Required actions under that guidance include, but are not limited to, working closely with and regularly reporting project status to the Office of the State Chief Information Officer (OSCIO) and Legislative Fiscal Office (LFO), while following the joint OSCIO/LFO Stage Gate Review Process. A detailed list of next steps and requirements was transmitted to the agency. The Department of Administrative Services is expected to unschedule the General Fund and Other Funds expenditure limitation for the project pending finalization of a controlled funding release plan that is tied to planning needs and the completion of certain stage gate requirements. Funding may be rescheduled with the joint approval of the OSCIO, the Chief Financial Office, and LFO.

House Bill 5026 included a rate increase for providers serving people with Intellectual and Developmental Disabilities (IDD). To ensure clarity of legislative direction regarding implementation of the rate increase, the Subcommittee adopted the following budget note:

Budget Note:

It is the intent of the Legislature that \$26.7 million total funds in provider rate increases approved in House Bill 5026 (budget bill for the Department of Human Services) result in wage increases for direct care staff serving people with intellectual and developmental disabilities (IDD). The legislative expectation is that compensation (wages and/or benefits) for direct care staff in programs serving people with IDD should be increased by at least 4% during the 2015-17 biennium.

During the 2016 legislative session, an informational hearing will be scheduled for IDD community providers to present the actions they have taken or plan to take to meet budget note requirements. On a parallel track and prior to seeking an allocation from the special purpose appropriation, the Department of Human Services will compile information on any complaints received regarding wage increases and consult with legal counsel and contract staff to determine the best, yet most cost-effective, approach to address potential provider non-compliance. The Department will also report to the Joint Committee on Ways and Means during the 2017 legislative session on activity related to and progress made under this budget note.

For the same program, the Subcommittee approved the budget note set out below on exploring a provider assessment component to help fund IDD programs. Along with the required reporting, and depending on assessment's content or results, the Department may also work with the appropriate interim policy committee on potential statutory changes.

Budget Note:

The Department of Human Services shall work with the intellectual and developmental disabilities (IDD) provider community and appropriate state and federal agencies to assess the feasibility, potential benefits, and potential drawbacks of a provider assessment, or transient lodging tax, on the provider organizations serving adults with IDD, with the goal of maximizing federal matching funds for IDD services and addressing the direct care workforce shortage. The Department shall report the results of its assessment to the Legislature by December 1, 2015.

Oregon Health Authority

Senate Bill 5507 approves \$10,000,000 one-time General Fund resources to provide grants to safety net providers, through the Safety Net Capacity Grant Program. This program will provide grants to community health centers, including Federally Qualified Health Centers and Rural Health Centers, as well as School-Based Health Centers, with the goal of providing services for children not eligible for any current state program. The agency will need to develop an application process for these competitive grants; develop a process to award the grants, including amounts to fund education and outreach to the target population; develop a process for clinics to report services rendered; provide reporting to the Legislature and stakeholders; and include a stakeholder engagement process to advise the program development and implementation. The agency expects to fund two full-time positions out of this total funding, in order to implement the program as described.

Because of the continuing transition of the Oregon Health Plan caseload, the Subcommittee recognized the increased risk of caseload forecast changes. A special purpose appropriation of \$40 million is made to the Emergency Board for caseload costs or other budget challenges in either the Oregon Health Authority (OHA) or Department of Human Services. The Subcommittee included two budget notes related to the Oregon Health Plan:

Budget Note:

The Oregon Health Authority shall engage in a rural hospital stakeholder process to gather input on potential transformation strategies to ensure that Oregon’s small and rural hospitals continue to be sustainable in the future. Potential transformation strategies could include grant or bridge funding, transformation pilot programs, or incentive programs to assure funding stability for hospitals and access to health care services for rural Oregonians. Based on the work with stakeholders, OHA will develop a set of recommendations.

OHA shall report to the Joint Committee on Ways and Means Committee during the 2016 legislative session on any hospital assessment revenues received for the 2013-15 biennium and available for use in 2015-17. The revenue may include assumed hospital assessment revenue in the OHA 2015-17 budget or any additional hospital assessment revenue not included in the OHA budget, that could potentially be used to fund one or more of the strategies recommended, but not to exceed \$10 million. The agency should include in that report any information on federal matching resources that may be available for those strategies.

Budget Note:

The Oregon Health Authority is directed to prepare a report in collaboration with the Employment Department stating the number of Oregonians enrolled in the Oregon Health Plan while employed at least 260 hours in any calendar quarter by a company with 25 or more employees. This report should be presented to the interim Joint Committee on Ways and Means, Subcommittee on Human Services no later than January 2016.

The Subcommittee approved a one-time appropriation of \$160,000 General Fund for OHA to contract with the Dental Lifeline Network, or other qualified organization, for development and operation of a Donated Dental Services program to benefit needy, disabled, aged, and medically compromised individuals. The program will establish a network of volunteer dentists, including dental specialists, to donate dental services to eligible individuals, establish a system to refer eligible individuals to appropriate volunteers, and develop and implement a public awareness campaign to educate individuals about the availability of the program. The program will report to OHA at least annually the number of people served, procedures during the year, procedures completed, and the financial value of the services completed. The funding is part of a commitment to spending on senior programs that originated in the 2013 special session.

The Subcommittee approved \$200,000 General Fund for providing fresh Oregon-grown fruits, vegetables, and cut herbs from farmers’ markets and roadside stands to eligible low-income seniors under the Senior Farm Direct Nutrition Program. Another \$100,000 General Fund was added for the same purpose for eligible individuals through the Women, Infants and Children Program. Both these program enhancements are one-time.

General Fund was increased by \$600,000 for school-based health centers. This funding will provide state grants of \$300,000 to three new school-based health centers that recently completed their planning processes. It will also allow the agency to provide \$300,000 of funding to existing school-based health centers to bring all centers closer to parity in state funding.

Other Funds expenditure limitation is increased by \$137,152 to increase the staffing level for the Pesticide Analytical Response Center by one half-time position (0.50 FTE). Funding for the position will come as a special payment from the Department of Agriculture supported by an increase in pesticide product registration fees.

The Subcommittee directed the Oregon Health Authority to collaborate with the Department of Consumer and Business Services and the University of Oregon, in the following budget note:

Budget Note:

The Oregon Health Authority, in collaboration with the Department of Consumer and Business Services, shall work with the University of Oregon on the vaccination program for meningitis. The Department of Consumer and Business Services shall ensure timely insurance coverage is covering appropriate costs for those with insurance. The Oregon Health Authority shall, within existing emergency preparedness funds, work with the University of Oregon on funding appropriate costs. The Oregon Health Authority and the University of Oregon shall report to the appropriate legislative committee the final cost of the program including any additional funding needs by December 2015 and any recommendations to ensure effective and efficient response to any future events.

Lottery bond proceeds of \$20 million were approved for the development of housing for individuals with mental illness or addiction disorders, through the Housing and Community Services Department (HCSD). OHA will work with HCSD throughout the process used to identify partners and financing for projects. OHA will continue to work with their partners, including the National Alliance on Mental Illness and the Oregon Residential Provider Association, as well as other stakeholders, to set up a workgroup that will be responsible for providing recommendations on project priorities to HCSD.

Lottery bond proceeds of \$3 million were approved to fund a portion of the costs to build a new sixteen-bed facility for the Secure Adolescent Inpatient Program, run by Trillium Family Services. These funds will be distributed through the Department of Administrative Services. This project will replace old, obsolete facilities at the Children's Farm Home campus near Corvallis. This program serves adolescents at the highest level of mental health acuity in the state, including children on the Oregon Health Plan, and those referred through the Oregon Youth Authority and the Juvenile Psychiatric Security Review Board.

The following budget note was included related to the Addictions and Mental Health programs:

Budget Note:

The Oregon Health Authority shall conduct a minimum of five community meetings in a variety of geographic locations across the state. The goal of the community meetings is to capture, understand, and report to the Legislature on the experience of children, adolescents, and adults experiencing mental illness and their ability to access timely and appropriate medical, mental health and human services to support their success in the community. The meetings shall not be restricted to publicly financed services or individuals eligible for public benefits. The focus will be on the entirety of the Oregon mental health system, both public and private. Issues to be considered should include but not be limited to:

- Access to child and adolescent services
- Boarding in hospital emergency rooms
- Access to housing, addiction, and recovery services
- Family support services
- Waiting periods for services

- Workforce capacity
- Affordability for non-covered individuals to access mental health services
- Coordination between behavioral health and physical health services

The Oregon Health Authority shall consult and coordinate with stakeholders to plan and conduct the community meetings. The Oregon Health Authority is expected to report progress and findings to the appropriate legislative committees and the 2016 Legislature.

The Subcommittee included the following direction in regards to fee-for-service (both Medicaid and non-Medicaid) rate increases to addiction treatment providers:

Budget Note:

The Oregon Health Authority will use \$3.5 million of the \$6 million included in the new investments for A&D services included in the OHA 2015-17 budget to increase rates to addiction treatment providers. OHA will report the final rate increases to the interim Joint Committee on Ways and Means by November 2015.

Long Term Care Ombudsman

The Subcommittee added \$100,000 General Fund on a one-time basis to provide interim support for the agency as it continues to ramp up new programs, including advocacy for residents of independent living sections of Continuing Care Retirement Communities as required under Senate Bill 307 (2015). The agency has also been undergoing a leadership transition and is facing challenges in volunteer recruitment; the additional funding will allow the Long Term Care Ombudsman to contract or to make a short-term hire for program development expertise to focus on these needs over the first year of the biennium.

JUDICIAL BRANCH

Oregon Judicial Department

The Subcommittee increased Judicial Department expenditures by \$40,955,000, including \$700,000 General Fund, and \$40,255,000 Other Funds.

The Subcommittee appropriated \$100,000 General Fund to increase funding for the Oregon Law Commission. This action raises total General Fund support for the Oregon Law Commission in the 2015-17 biennium budget to \$331,319, a 45.3 percent increase over the 2013-15 biennium funding level. The Subcommittee also added a one-time General Fund appropriation of \$600,000, for support of the Oregon State Bar Legal Services Program (a.k.a., Legal Aid). The General Fund appropriation will supplement the \$11,900,000 of Other Funds support for Legal Aid provided in Senate Bill 5514, and is approximately a 5 percent increase over the base funding level.

The Subcommittee approved Other Funds expenditure limitation increases for county courthouse capital construction projects funded through the Oregon Courthouse Capital Construction and Improvement Fund (OCCCIF). The legislatively adopted budget includes \$27,775,000 of Article XI-Q bond proceeds authorized in House Bill 5005 for the courthouse capital construction projections funded through the OCCCIF. The approved

bond proceeds include \$17.4 million for the Multnomah County Central Courthouse project, \$2.5 million for the Jefferson County Courthouse project, and \$7,875,000 for the Tillamook County Courthouse project.

The Legislature previously authorized Article XI-Q bonds for the Multnomah County and Jefferson County projects in the 2013-15 biennium budget. The Subcommittee increased the OCCCIF Other Funds expenditure limitation by \$39.8 million to allow expenditures of up to \$19.9 million of bond proceeds and of up to \$19.9 million of required county matching funds for these two projects. The Subcommittee did not approve Other Funds expenditure limitation for the Tillamook County Courthouse project. The Judicial Department will report to the Joint Committee on Ways and Means or to the Emergency Board on the Tillamook County Courthouse project, and request Other Funds expenditure limitation for the project, prior to distributing any money from the OCCCIF for the Tillamook County Courthouse project.

The Subcommittee also increased the Judicial Department operations Other Funds expenditure limitation for operations by \$455,000, for the cost of issuance of Article XI-Q bonds for OCCCIF projects.

NATURAL RESOURCES

Department of Agriculture

The Subcommittee approved a \$25,000 General Fund increase to the Predator Control program, bringing the program total to \$447,718 General Fund, as well as, a \$30,000 General Fund increase to the Wolf Compensation and Grant Assistance program, bringing the program total to \$233,000 General Fund.

The Subcommittee also approved a \$1,747,018 Other Funds expenditure limitation increase to support enhancements to the Pesticides program. The enhancements include the addition of 6 positions (5.26 FTE) to the program. The positions will be made up of four pesticide investigators (NRS 3), one customer service representative (NRS 3), and one case reviewer (NRS 4). The additional investigative staff is needed to manage existing caseload requirements. Other enhancements include laboratory testing and sampling of pesticides, as well as, modification of the existing investigation and case management database. An additional \$108,326 Other Funds was approved to increase the ODA staffing level for the Pesticide Analytical Response Center (PARC) by 0.50 FTE. ODA also increased the existing transfer made to the Oregon Health Authority (OHA) by \$137,152 Other Funds to increase the ODA paid OHA staffing level for the Pesticide Analytical Response Center by 0.50 FTE. Revenue to support these various Other Funds increases will come from increases in pesticide product registration fees approved in House Bill 3459.

Department of Environmental Quality

The Subcommittee approved \$280,000 General Fund for a Portland Harbor Statewide Coordination policy position. According to the Governor's requested budget, this is a senior-level policy position that will be housed in DEQ, but will report to the Governor's natural resources policy advisor. This Operations and Policy Analyst 4 position will be phased in on January 1, 2016 (0.75 FTE). In addition, \$110,092 Other Funds expenditure limitation and one half-time NRS 3 position (0.50 FTE) was approved for implementation of the residential asbestos inspection program established by Senate Bill 705, which passed earlier this session.

Department of Fish and Wildlife

The Subcommittee approved allowing the Oregon Department of Fish and Wildlife to retain \$5,000 General Fund savings from Department of Administrative Services' assessment reductions that will be used to pay for the study in Senate Bill 779. This study is to determine whether ORS 497.006 should be amended to allow additional members of the uniformed services to be considered resident persons for the purpose of purchasing licenses, tags, and permits issued by the State Fish and Wildlife Commission.

The Subcommittee approved a one-time General Fund appropriation of \$500,000 to improve and protect sage grouse habitat through actions, such as juniper removal, that improve the resilience of sagebrush habitat to wildfire.

The Subcommittee also approved a \$25,000 General Fund increase in state support for the Predator Control program, bringing the state support total to \$453,365 General Fund.

Department of Forestry

The Subcommittee approved a one-time appropriation of \$809,377 General Fund to the Fire Protection Division of the Oregon Department of Forestry (ODF) for sage grouse habitat protection and improvement. This amount is in addition to amounts contained in the agency's budget bill for the same purposes. The appropriation includes \$109,377 for a limited-duration, half-time (0.50 FTE) Natural Resource Specialist 1 position and associated services and supplies to provide administrative support and technical training to rangeland protection associations. The appropriation also includes \$700,000 for grants to support rangeland wildfire threat reductions. The grant funding is for eligible services, supplies, and equipment expenditures of rangeland fire protection associations and counties in addressing rangeland wildfire management and suppression on unprotected or under-protected lands. The funding is to be implemented consistent with wildfire-related provisions of Oregon's plan for addressing the conservation of the greater sage grouse and rural community vitality. Oregon will provide the funding to the Oregon Watershed Enhancement Board, which will oversee the grant program in conjunction with other ODF grant programs.

Department of Land Conservation and Development

The Subcommittee approved the reduction of the General Fund appropriation made to the Department of Land Conservation and Development for the Southern Oregon Regional Pilot Program (SORPP) in the agency's 2013-15 budget (SB 5530, 2013) in the amount of \$194,000 and the re-establishment of that amount as a one-time General Fund appropriation in the 2015-17 biennium. The funding is a portion of the amount established by policy option package 107 in the agency's 2013-15 budget for the purpose of carrying out Executive Order 12-07 that the agency will not expend during the 2013-2015 biennium and that the grant recipient counties have requested to be moved forward to the 2015-17 biennium to allow additional time for the grant-funded work to be completed.

The Subcommittee approved the appropriation of \$300,000 General Fund to establish a SageCon Coordinator, a limited duration Natural Resource Specialist 5 position, to lead staff participating in the SageCon Governance and Implementation Teams. The position will work closely with and take direction primarily from the Governor's Office to provide overall leadership and direction for state agencies working with public and private stakeholder interests in the energy, agricultural, and conservation sectors.

Department of State Lands

Senate Bill 5507 increases the Federal Funds expenditure limitation in anticipation of an Environmental Protection Agency (EPA) wetlands grant in an amount up to \$133,000. The Department expects notification on the grant in October 2015. The Department of Administrative Services (DAS) is expected to unschedule the limitation until such time as State Lands notifies DAS and the Legislative Fiscal Office that the funds are awarded. There is an additional federal limitation increase for EPA grant carryforward in the amount of \$28,488.

Parks and Recreation Department

Several adjustments are made in the Parks and Recreation Department (OPRD) budget to reflect the June 2015 Parks and Natural Resources (Measure 76) Lottery Funds forecast, an increase of \$3 million over the March 2015 forecast. The distribution is \$300,000 for property acquisition, \$500,000 for facilities maintenance, \$58,314 for direct services, and \$362,326 to satisfy the constitutionally directed 12% to local governments. The remainder of the increase is applied to the ending balance. There is also an increase in Other Funds of \$98,740 in direct services to keep funding and ending balances in proportion with approximate percentages of lottery and other funds expenditures.

A \$970,000 fund shift from Federal Funds to Lottery Funds reimburses OPRD for using M76 Lottery Funds to secure acquisition of the Beltz Farm in 2014-15. A subsequent federal grant frees up the lottery dollars for carry-forward expenditure limitation in park development. The State Historic Preservation Office is provided an increase in Federal Funds expenditure limitation of \$70,425. The limitation will be used to pass through two federal Maritime Heritage grants that local entities have been awarded.

The 2015-17 OPRD budget included \$912,494 non-Measure 76 lottery funds to provide debt service on the Willamette Falls bonding in the 2013-15 budget. The debt service is eliminated as it is not needed; the \$5 million bond request has been satisfied with cash instead.

Other Funds expenditure limitation is increased by \$11,716,805 for three lottery bond-funded purposes. There is no debt service in the 2015-17 biennium as the bonds will not be sold until the Spring of 2017. Debt service in 2017-19 is \$2.2 million non-Measure 76 Lottery Funds.

The Portland Parks and Recreation Department is to receive \$1,500,000 lottery bond proceeds passed through the Parks and Recreation Department for the Renew Forest Park project. The cost of issuance for this project is \$42,071 Other Funds.

The Main Street Revitalization Grant program is funded with \$2,500,000 lottery bond proceeds. OPRD will design, develop, administer, account for, and monitor the new grant program, beginning late in the 2015-17 biennium. Because new positions will be needed to manage the grants, OPRD will need to request funding for them during the 2016 legislative session. The cost of issuance for this bond sale is \$51,972 Other Funds.

Lottery bond proceeds in the amount of \$7,500,000 will be applied to the Willamette Falls Riverwalk project in Oregon City. The cost of issuance is \$122,761 Other Funds.

Water Resources Department

The Subcommittee approved the establishment of Other Funds expenditure limitation for the Water Resources Department for the expenditure of lottery bond proceeds as follows:

- \$2,000,000 one-time Other Funds expenditure limitation for the purpose of making grants and paying the cost of direct services for the qualifying costs of planning studies performed to evaluate the feasibility of developing a water conservation, reuse, or storage project, as described in ORS 541.566, and \$47,477 one-time Other Funds expenditure limitation for the payment of bond issuance costs from Lottery bond proceeds from the Water Conservation, Reuse, and Storage Investment Fund established under ORS 541.576. The bonds are anticipated to be issued at the end of the 2015-17 biennium and, therefore, no debt service expenditures are anticipated in the 2015-17 biennium. The cost of debt service for the 2017-19 biennium is estimated to be \$418,891.
- \$750,000 one-time Other Funds expenditure limitation for the expenditure of Lottery bond proceeds for facilitation of the preparation of place-based integrated water resources strategies as described by Section 2(2) of Senate Bill 266 (2015) from the Water Supply Fund established by Chapter 906, Section 10(1), Oregon Laws 2009. The bonds are anticipated to be issued at the end of the 2015-17 biennium and, therefore, no debt service expenditures are anticipated in the 2015-17 biennium. The cost of debt service for the 2017-19 biennium is estimated to be \$156,831
- \$11,000,000 one-time Other Funds expenditure limitation for the purpose of making grants or entering into contracts to facilitate water supply projects in the Umatilla Basin and for the payment of professional services such as third-party contract administration and quality control contracts related to the projects from the Water Supply Fund established by Chapter 906, Section 10(1), Oregon Laws 2009. The bonds are anticipated to be issued at the end of the 2015-17 biennium and, therefore, no debt service expenditures are anticipated in the 2015-17 biennium. The cost of debt service for the 2017-19 biennium is estimated to be \$2.3 million.
- \$1,000,000 one-time Other Funds expenditure limitation for the purpose of making one or more grants to individuals or entities to repair, replace, or remediate water wells in the Mosier Creek area from the from the Water Supply Fund established by Chapter 906, Section 10(1), Oregon Laws 2009. The bonds are anticipated to be issued at the end of the 2015-17 biennium and, therefore, no debt service expenditures are anticipated in the 2015-17 biennium. The cost of debt service for the 2017-19 biennium is estimated to be \$190,071.
- \$280,433 one-time Other Funds expenditure limitation for the payment of bond issuance costs for the three items above from the Water Supply Fund established by Chapter 906, Section 10(1), Oregon Laws 2009. The cost of debt service for the 2017-19 biennium is estimated to be \$2.3 million.
- \$6,362,979 one-time Other Funds expenditure limitation for the purpose of carrying out sections 1 to 15 of Chapter 784, Oregon Laws 2013 and the payment of bond issuance costs from the Water Supply Development Fund established under ORS 541.656. Of the total, \$112,979 is for bond issuance costs.

The Subcommittee approved the establishment of \$30,000,000 one-time Other Funds expenditure limitation for the expenditure of general obligation bond proceeds from bonds issued under of Article XI-I (1) for the purposes provided in ORS 541.700 to 541.855 and for the payment of bond issuance costs from the Water Development Loan Fund.

The Subcommittee approved the establishment of Other Funds expenditure limitation in the amount of \$520,000 for bond issuance costs and \$1,201,865 for debt service payments associated with the issuance of bonds issued under of Article XI-I (1) for the purposes provided in ORS 541.700 to 541.855 from the Water Development Loan Administration and Bond Sinking Fund established under ORS 541.830.

Oregon Watershed Enhancement Board

The Subcommittee approved a \$200,000 Federal Funds expenditure limitation increase to the Grants program from Pacific Coastal Salmon Recovery Fund (PCSRF) monies to increase the amount of PCSRF funding transferred to the Oregon Department of Fish and Wildlife (ODFW) to a total of \$9,511,859, which is the amount anticipated to be transferred by the Oregon Watershed Enhancement Board to ODFW in Senate Bill 5511, the budget bill for the Oregon Department of Fish and Wildlife. Miscommunication during development of the two agencies' request budgets prevented confirmation of matching amounts.

The Subcommittee also directed the Oregon Watershed Enhancement Board to increase the total amount of Lottery Funds from the Watershed Conservation Grant Fund made for weed grants by \$500,000, on a one-time basis. These additional Grant funds are to be used to improve sage grouse habitat through landowner actions to inventory, treat, and reduce plant invasive species threats to sage grouse habitat and rural economic values and restore native plant habitat. OWEB is directed to work with the Department of Agriculture, local weed boards, and other local delivery mechanisms in getting this additional \$500,000 on the ground improving sage grouse habitat in the shortest time possible.

PUBLIC SAFETY

Department of Corrections

Article XI-Q bonding in the amount of \$14.2 million is included in House Bill 5005 and capital construction expenditure limitation is approved in House Bill 5006. The bonding covers continued work at the Department's backlog of deferred maintenance. Specifically the funding addresses 25 priority 1, statewide projects. The bonds will be issued in 2017, with debt service beginning in the 2017-19 biennium at \$3.7 million General Fund. This bill includes Other Funds expenditure limitation for cost of issuance in the amount of \$254,568.

Senate Bill 5507 includes a one-time \$400,000 General Fund appropriation to the Department of Administrative Services for a community-based organization, the YWCA of Greater Portland, to administer the Family Preservation Program (FPP) at Coffee Creek Correctional Facility. The program description is in the Department of Administrative Services section of this report.

While the YWCA of Greater Portland will implement the program, the DOC also has a role in the program's success. The following budget note is intended to clarify the DOC role in administering the FPP:

Budget Note:

The Department of Corrections is directed to work with the YWCA to serve the best interests of the children of incarcerated parents by facilitating enriched visitation, parenting education, and family support. Cooperation will include:

- DOC staff assisting in the referral of high-risk offenders to the program and conferring with the Department of Human Services about referral of possible high-risk children,
- Providing adequate program space for twice-monthly therapeutic, face-to-face parent and child visiting sessions for a minimum of three hours per session,
- Facilitating parent-teacher conferences and parent-caregiver communication and visitation, and
- Providing appropriate outcome data to the YWCA.

Criminal Justice Commission

The 2015-17 budget for the Criminal Justice Commission is increased by \$5,000,000 General Fund to enhance the \$35 million General Fund provided for Justice Reinvestment Initiative grants in the agency's budget bill, Senate Bill 5506. This appropriation brings the total available for the program in 2015-17 to \$40 million.

Department of Justice

The Department of Justice generates the majority of its Other Funds revenue from charges to state agencies for legal services. The 2013-15 biennium Attorney General rate was \$159 per hour and generated an estimated \$139.1 million. The 2015-17 Attorney General rate for the legislatively adopted budget is \$175 and is estimated to generate \$153.3 million. This is a \$14.2 million increase (10.2 percent). The change to the Legal Services rate in agency budgets is addressed as part of this measure.

The Subcommittee approved funding for the second "execution phase" (design, construction, testing, and implementation) of the agency's child support information technology replacement project (Child Support Enforcement Automated System, or CSEAS). While the project is still in the latter stages of the initial planning phase, the agency plans to move into the execution phase of the project during the 2015-17 biennium. Application system source code, database design documentation, system documentation, and other necessary artifacts from California, Michigan, and New Jersey will be acquired to facilitate the development of the new system. The project will also begin requirements validation and conduct Joint Application and Joint Technical Design sessions prior to the designing of the new system. The project will then work on the system design and construction of the new system, including data conversion and migration planning, and eventually application testing and implementation.

However, because the agency has not completed all required planning phase activities and documentation, and because it has not received Stage Gate #3 Office of the State Chief Information Officer endorsement of its foundational project management documentation (including a readiness and ability assessment), the execution phase of the project cannot actually begin until the agency first satisfactorily completes all remaining planning phase activities, including the completion of all the Joint Committee on Ways and Means – Information Technology Subcommittee recommendations for the CSEAS project (see below). Until these funding conditions are met, almost all "execution phase" funding will remain unscheduled (see below direction that funds be unscheduled).

The Subcommittee approved \$15,209,670 of Other Funds expenditure limitation for project costs, which is to be financed with Article XI-Q bonds approved in House Bill 5005. The Subcommittee also approved \$29,997,991 Federal Funds expenditure limitation and the establishment of 22 permanent full-time positions (21.13 FTE). This includes personal services of \$3.6 million and services and supplies of \$41.8 million. The amount for services and supplies includes \$35.3 million total funds of contractor payments for: project management, including organization change management services; implementation; independent quality assurance; and independent verification and validation.

Project revenues also include an estimated \$2.9 million in bond proceeds that were authorized and issued during the 2013-15 biennium but remained unexpended. Associated Other Funds expenditure limitation, which was not part of the agency's request, may be requested at a future date.

The Department of Administrative Services is expected to unschedule \$10.7 million of Other Funds expenditure limitation and \$20.8 million Federal Funds expenditure limitation that may be scheduled based upon the joint approval of the Office of the State Chief Information Officer and

SB 5507 A

36 of 40

the Legislative Fiscal Office. The agency is to submit a report on its compliance, as part of a request to schedule funds, with the Joint Committee on Ways and Means – Information Technology Subcommittee recommendations for the CSEAS project (see below) as well as submit a rebaselined budget for the project.

The Department of Administrative Services is requested to establish a new Summary Cross Reference in the Oregon Budget Information Tracking System for the Child Support Enforcement Automated System program in order to segregate all project costs from the Child Support Division and other Division's operating costs.

Unless otherwise approved by the Legislature or the Emergency Board, the positions budgeted for the project are established as permanent full-time positions under the following conditions: (a) the positions will be abolished on or before the completion of the project; (b) the positions are to remain in the CSEAS program (i.e., CSEAS summary cross reference) and may not be transferred to any other program or used for any other purpose other than the development to the CSEAS project; and (c) the positions may not be included in any permanent finance plan action.

Other Funds expenditure limitation of \$205,330 is included for the cost of issuance of the bonds.

The Subcommittee appropriated \$2,407,587 in additional General Fund Debt Service to support repayment of Article XI-Q General Obligation bond proceeds approved in House Bill 5005.

The Subcommittee adopted the Joint Committee on Ways and Means – Information Technology Subcommittee recommendation for the CSEAS project:

- Work with the Office of the State Chief Information Officer (OSCIO) and LFO to finalize a corresponding incremental funding release plan that is based upon completing all remaining foundational documentation deficiencies and stage gate 2 and 3 requirements.
- Regularly report project status to the OSCIO and LFO throughout the project's lifecycle.
- Continue to follow the Joint State CIO/LFO Stage Gate Review Process.
- Utilize a qualified project manager with experience in planning and managing programs and projects of this type, scope, and magnitude.
- Work with the OSCIO to obtain independent quality management services. The contractor shall conduct an initial risk assessment and respond to DOJ feedback, perform quality control reviews on the key CSEAS Project deliverables including the business case, individual cost benefit/alternatives analysis documents, and foundational project management documents as appropriate, and perform ongoing, independent quality management services as directed by the OSCIO.
- Provide both OSCIO and LFO with copies of all QA vendor deliverables.
- Submit the updated detailed business case, all project management documents, initial risk assessment, and quality control reviews to the OSCIO and LFO for stage gate review.
- Work with OSCIO and LFO to conduct a formal readiness/ability assessment at stage gate 3 to validate readiness and ability to proceed to the execution phase of the project.
- Utilize the Office of the State CIO's Enterprise Project and Portfolio Management (PPM) System as it is deployed for all project review, approval, and project status and QA reporting activities throughout the life of the CSEAS Project. Legislative approval to proceed with the

CSEAS Project will be dependent upon OSCIO and LFO concurrence that DOJ is both ready and able to initiate project execution activities.

The Subcommittee established a \$2 million General Fund special purpose appropriation to the Emergency Board for the Defense of Criminal Convictions as a contingency for potential caseload increases.

The Subcommittee also appropriated \$240,550 General Fund to support the Oregon Crime Victims Law Center. This will bring total funding for the program to \$367,800 for the biennium, including \$77,250 General Fund of existing General Fund and \$50,000 Other Funds from the renewal of a state grant.

Oregon Military Department

Senate Bill 5507 includes \$89,563 General Fund and \$358,253 Federal Funds expenditure limitation for three permanent full-time federal operations and maintenance (FOMA) positions (3.00 FTE). These are 3 of 8 positions eliminated from the Portland Air National Guard (PANG) base in 2009 budget cuts, which brought the FOMA workforce to 18, of 26 National Guard authorized positions. In 2013 the Legislature restored the 8 positions as Limited Duration (LD). This funding restores 3 of the LD positions as permanent. The National Guard pays 80% of the cost, General Fund covers the rest. The restored positions will maintain liquid jet fuel receiving, storage, and distribution for all 21 F-15's at PANG; maintain pesticide and herbicide certifications to keep grassy areas in compliance with Port of Portland mandated wildlife standards, which are meant to deter birds from the airfield; and maintain HVAC systems for climate control of critical communications equipment, as well as base fire alarm systems.

Also included is \$250,000 one-time General Fund for the Oregon Military Museum for creation of exhibits and other capital expenditures directly related to the establishment and maintenance of the museum.

Two projects are approved for Article XI-Q bonding (House Bill 5005) and capital construction expenditure limitation (House Bill 5006). The first project is a new Joint Forces Headquarters facility to be located in Salem. Two-thirds of the total bonds will be sold in 2016 and the remainder in 2017. Debt Service in 2015-17 is approved in this bill at \$434,833 General Fund. Second is expansion of the Oregon Youth Challenge Armory in Bend. Those bonds will be issued in 2017, with debt service beginning in the 2017-19 biennium. Cost of issuance is \$153,000 for the two projects; expenditure limitation is included in this bill. Debt service for the two projects in 2017-19 is \$2.3 million General Fund.

Department of State Police

The Subcommittee increased the Other Funds expenditure limitation in the Fish and Wildlife Enforcement Division by \$993,640 for capital equipment replacements costs. Expenditure limitation is increased by \$78,830 Other Funds in the Administrative, Agency Support, Criminal Justice Information systems, and Office of the State Fire Marshal Other Funds limitation to pay for costs associated with reclassifying fourteen positions in the Firearms Background Check program to better address complexity and volume of firearm background checks.

Measure 76 Lottery Funds for Fish and Wildlife Enforcement are increased by \$278,788 for fish and wildlife enforcement. Fish and Wildlife troopers are reduced by (0.50) FTE due to the phase-in of one position approved for patrolling the Columbia River late in the 2015-17 biennium.

The Subcommittee approved nine position reclassifications in the Forensic Services division and one position reclassification in the Administrative Services division. These position reclassifications will better address workload issues associated with evidence handling and chain of custody in the laboratories, will properly align workload and responsibilities in the Administrative Services division, and do not require additional expenditure limitation to accomplish.

Federal Funds expenditure limitation is increased by \$1,163 in the administrative services, agency support, criminal justice information services, and the office of the State Fire Marshal to balance expenditures to federal grant revenues.

Oregon Youth Authority

Article XI-Q bond issuance totaling \$49 million for the 10-Year Strategic Facilities Plan is approved in House Bill 5005. House Bill 5006 authorizes Other Funds capital construction expenditure limitation in the same amount. \$33 million of the bonds will be sold in 2016 and the rest in 2017. General Fund Debt Service in 2015-17 is \$3,115,428, approved in this bill. Other Funds expenditure limitation in the amount of \$1,055,565 for cost of issuance expense is also included in this bill. Debt Service in 2017-19 will be \$8.6 million.

A \$1 placeholder for Federal Funds Debt Service Nonlimited is added; it was not included in the agency's budget report. The dollar acts as a base in the event the state needed to issue taxable bonds. If such bonds were issued, the federal Build America Bonds program could offset part of the additional associated interest costs.

TRANSPORTATION

Department of Aviation

The Subcommittee approved the move of 0.20 FTE from the Operations program to the Search and Rescue program in the Department of Aviation. This shift aligns staff and resources in the Search and Rescue program. Other Funds expenditure limitation is reduced by \$22,537 in the Operations Division and is increased in the Search and Rescue Division in the same amount.

Department of Transportation

The Subcommittee approved the increase of \$130,000 General Fund for the Oregon Department of Transportation's Seniors and People with Disabilities Transportation Program; the funding is part of a commitment to spending on senior programs that originated in the 2013 special session. This program distributes funds to counties, transit districts, and tribes that provide transportation services for older adults and people with disabilities.

The Subcommittee approved an increase in Other Funds expenditure limitation in ODOT's Transportation Program Development section of \$45,000,000 in lottery bond proceeds for ConnectOregon VI. In addition, the limitation is increased by \$653,540 for cost of issuance expenses. There is no debt service in the 2015-17 biennium as the bonds will not be sold until the Spring of 2017. Debt service in 2015-17 is \$8,317,100 Lottery Funds.

Other Funds expenditure limitation is increased in the Rail Division by \$10,000,000 for lottery bond proceeds for the Coos Bay Rail line. In addition, the limitation is increased by \$226,194 for cost of issuance expenses. There is no debt service in the 2015-17 biennium as the bonds will not be sold until the Spring of 2017. Debt service in 2017-19 is \$1,865,288 Lottery Funds.

The Subcommittee approved an Other Funds expenditure limitation of \$475,000 for cost of issuance of \$35,000,000 in General Obligation bonds for seven highway safety improvement projects. There is no debt service in the 2015-17 biennium as the bonds will not be sold until the Spring of 2017. Debt service in 2017-19 is \$5,135,799 General Fund.

The measure gives approval to the agency to move four positions (4.00 FTE) from the Information Services Branch to the Procurement Branch within ODOT's Central Services Division to align purchasing functions agency-wide.

Adjustments to 2013-15 Budgets

Oregon Health Authority

Other Funds expenditure limitation for the Public Employees' Benefit Board for the 2013-15 biennium was increased by \$45 million. This will allow the agency to pay premiums and claims costs for the rest of the biennium.

Department of Land Conservation and Development

The Subcommittee approved the reduction of the General Fund appropriation made to the Department of Land Conservation and Development for the Southern Oregon Regional Pilot Program (SORPP) in the agency's 2013-15 budget (Senate Bill 5530, 2013) in the amount of \$194,000 and the re-establishment of that amount as a one-time General Fund appropriation in the 2015-17 budget. The funding is a portion of the amount established by policy option package 107 in the agency's 2013-15 budget for the purpose of carrying out Executive Order 12-07 that the agency will not expend during the 2013-15 biennium and that the grant recipient counties have requested to be moved forward to the 2015-17 biennium to allow additional time for the grant-funded work to be completed.

Commission on Judicial Fitness and Disability

The Subcommittee transferred \$5,000 of General Fund from administration to extraordinary expenses in the 2013-15 biennium budget, to fund costs directly associated with the investigation of complaints and the prosecution of cases.

Enrolled
House Bill 4079

Sponsored by Representatives STARK, BUEHLER, KOMP; Representatives DOHERTY, ESQUIVEL, HUFFMAN, KRIEGER, LIVELY, MCKEOWN, WHISNANT, WILSON (Presession filed.)

CHAPTER

AN ACT

Relating to housing; and declaring an emergency.

Be It Enacted by the People of the State of Oregon:

SECTION 1. Sections 2 to 9 of this 2016 Act are added to and made a part of ORS 197.295 to 197.314.

SECTION 2. The Legislative Assembly finds and declares that a supply of land dedicated to affordable housing, planned and zoned to encourage development of affordable housing and protected for affordable housing siting over a long period, is necessary for the economic prosperity of communities in this state.

SECTION 3. The Land Conservation and Development Commission, working with the Housing and Community Services Department, other state agencies and local governments, shall establish and implement an affordable housing pilot program. Notwithstanding any statewide land use planning goal provisions specifying requirements for amending urban growth boundaries, the commission shall adopt rules to implement the pilot program on or before July 1, 2017. The pilot program is intended to:

- (1) Encourage local governments to provide an adequate supply of land within urban growth boundaries that is dedicated to affordable housing;
- (2) Encourage the development of affordable housing on land dedicated to affordable housing; and
- (3) Protect land dedicated to affordable housing from conversion to other uses before or after the development of affordable housing.

SECTION 4. (1) Under the rules adopted under section 3 of this 2016 Act, the Land Conservation and Development Commission shall establish a site selection process by which the commission shall select two pilot projects, one from a city with a population of 25,000 or less and one from a city with a population greater than 25,000, from among nominations made by local governments.

(2) A local government may nominate a pilot project that provides a site dedicated to affordable housing within the jurisdiction of the local government.

(3) When nominating a pilot project for the site selection process, a local government shall:

- (a) Submit a concept plan for the pilot project, including any proposed amendments to the comprehensive plan and land use regulations required to implement the pilot project; and
- (b) Demonstrate that the landowner of the site has agreed to designation of the landowner's property as a pilot project for the purposes of sections 2 to 9 of this 2016 Act.

- (4) The commission shall select pilot projects that are:
- (a) Reasonably likely to provide a site for affordable housing that would not otherwise be provided without the special provisions of the pilot program;
 - (b) Reasonably likely to serve identified populations in the area that require affordable housing;
 - (c) Adjacent to the city's existing urban growth boundary;
 - (d) Near public facilities and services, including roadways and an identified transit corridor to serve the area, or for which public facilities and services are planned and reasonably likely to be provided at a reasonable cost in the near future;
 - (e) Located, planned and zoned to avoid or minimize adverse effects on natural resources and nearby farm and forest uses if the pilot project would require amending an urban growth boundary to include the pilot project site; and
 - (f) Nominated by a local government that demonstrates efforts by the local government to accommodate and encourage the development of needed housing within its existing urban growth boundary.

(5) The following local governments are not eligible for nomination or selection under the pilot program:

- (a) Clackamas, Marion, Multnomah, Polk and Washington Counties and cities within Clackamas, Marion, Multnomah, Polk and Washington Counties;
- (b) Metro and cities and counties included in the Metro urban growth boundary; and
- (c) Local governments within Jefferson County that are served by the North Unit Irrigation District.

SECTION 5. (1) The Land Conservation and Development Commission shall, by rule:

- (a) Define "affordable housing";
- (b) Specify types of affordable housing allowed on pilot project sites, including sites that are used as manufactured dwelling parks;
- (c) Limit the total acreage of all lots and parcels included in each pilot project site to not greater than 50 acres; and
- (d) Specify local government efforts that serve to demonstrate that the local government is accommodating and encouraging development of needed housing within its existing urban growth boundary.

(2) The commission shall specify by rule related requirements for affordable housing that may include a sales price or rental rate range, taking into consideration:

- (a) Housing prices within the region compared to the income of residents of that region;
- (b) The availability of government assisted housing in the region;
- (c) The need for sites to accommodate manufactured dwellings, as defined in ORS 446.003, due to the conversion of manufactured dwelling parks or mobile home parks in the region to other uses; and
- (d) Other relevant factors as identified by the commission.

(3) The commission may adopt rules that authorize mixed income housing developments that include affordable housing on pilot project sites.

SECTION 6. (1) Notwithstanding ORS 197A.320 and without regard to whether an urban growth boundary already contains a 20-year supply of buildable lands, the Land Conservation and Development Commission by rule may establish an expedited process for amending urban growth boundaries to include pilot project sites selected under section 4 of this 2016 Act.

(2) An amendment to an urban growth boundary pursuant to this section must identify the specific goal and rule requirements related to urban growth boundaries from which a local government is exempt for the purpose of implementing the pilot program.

(3) Pilot project sites included within an urban growth boundary amended pursuant to this section must:

- (a) Be dedicated to affordable housing; and

(b) Remain planned and zoned for affordable housing, except as otherwise provided in rules adopted pursuant to section 5 (3) of this 2016 Act.

SECTION 7. (1) The local government of a pilot project site selected by the Land Conservation and Development Commission under section 4 of this 2016 Act shall protect the pilot project site within its urban growth boundary from conversion to other uses before, during and after the development of affordable housing at the pilot project site, except as provided otherwise in rules adopted by the commission under section 5 (3) of this 2016 Act.

(2) The local government of a pilot project site selected by the commission shall ensure that housing developed on the site continues to be used to provide affordable housing for a period of at least 50 years after the selection of the pilot project site through:

(a) Zoning restrictions;

(b) Guaranteed rental rates or sales prices;

(c) Incentives, contract commitments, density bonuses or other voluntary regulations, provisions or conditions designed to increase the supply of moderate or lower cost housing units;

(d) Other regulations, provisions or conditions determined by the local government to be effective in maintaining the affordability of housing on land selected for a pilot project under section 4 of this 2016 Act; or

(e) Restrictive agreements entered into with sources of affordable housing funding.

(3) The local government of a pilot project site selected by the commission may authorize a mix of affordable housing and other housing types on the site, provided that the percentage of affordable housing units developed on the site meets or exceeds requirements specified in rules adopted by the commission pursuant to section 5 (3) of this 2016 Act.

SECTION 8. (1) The local government of a pilot project site selected by the Land Conservation and Development Commission under section 4 of this 2016 Act may not plan or zone the site to allow a use or mix of uses not authorized under sections 2 to 9 of this 2016 Act unless the local government withdraws the pilot project site from the urban growth boundary and rezones the site pursuant to law, statewide land use planning goals and land use regulations implementing the goals that regulate allowable uses of land outside urban growth boundaries.

(2) A local government may not use sections 2 to 9 of this 2016 Act to bring high-value farmland, as determined by the commission, within its urban growth boundary.

(3) The inclusion of pilot project sites dedicated to affordable housing within an urban growth boundary pursuant to sections 2 to 9 of this 2016 Act does not authorize a local government to convert buildable lands within the urban growth boundary that are planned for needed housing, as defined in ORS 197.303, to other uses.

(4) Notwithstanding ORS 197.309 (1), for a pilot project site selected under section 4 of this 2016 Act, and affordable housing developed on a selected pilot project site, a local government may take any action described in ORS 197.309 that has the effect of establishing the sales price for a housing unit or residential building lot or parcel, or that requires a housing unit or residential building lot or parcel to be designated for sale to a particular class or group of purchasers.

(5) Sections 2 to 9 of this 2016 Act do not constitute a statutory contract. A pilot project site selected under section 4 of this 2016 Act and affordable housing developed on a selected pilot project site remain subject to new or additional regulatory requirements authorized by law, statewide land use planning goals and land use regulations implementing the goals.

(6) As used in this section, "lot" and "parcel" have the meanings given those terms in ORS 92.010.

SECTION 9. The Land Conservation and Development Commission shall report on the progress of the pilot program, in the manner provided in ORS 192.245, to the committees of the Legislative Assembly related to housing and human services:

(1) At least once during each of three consecutive regular sessions of the Legislative Assembly, beginning with the 2017 regular session of the Legislative Assembly; and

(2) At least once following adjournment sine die of the regular sessions of the Legislative Assembly described in subsection (1) of this section, but no later than the convening of the next regular session of the Legislative Assembly.

SECTION 10. There is appropriated to the Department of Land Conservation and Development, for the biennium beginning July 1, 2015, out of the General Fund, the amount of \$100,000 for the purpose of carrying out the provisions of sections 2 to 9 of this 2016 Act.

SECTION 11. This 2016 Act being necessary for the immediate preservation of the public peace, health and safety, an emergency is declared to exist, and this 2016 Act takes effect on its passage.

Passed by House March 1, 2016

.....
Timothy G. Sekerak, Chief Clerk of House

.....
Tina Kotek, Speaker of House

Passed by Senate March 2, 2016

.....
Peter Courtney, President of Senate

Received by Governor:

.....M,....., 2016

Approved:

.....M,....., 2016

.....
Kate Brown, Governor

Filed in Office of Secretary of State:

.....M,....., 2016

.....
Jeanne P. Atkins, Secretary of State

BUDGET REPORT AND MEASURE SUMMARY

CARRIER: Sen. Girod

Joint Committee On Ways and Means

Action: Do Pass The C-Eng Bill.

Action Date: 02/25/16

Vote:

Senate

Yeas: 10 - Bates, Girod, Hansell, Johnson, Monroe, Roblan, Shields, Steiner Hayward, Thomsen, Whitsett

Nays: 1 - Devlin

Exc: 1 - Winters

House

Yeas: 10 - Buckley, Gomberg, Huffman, Komp, McLane, Nathanson, Smith, Whisnant, Whitsett, Williamson

Nays: 2 - Rayfield, Read

Prepared By: Matt Stayner, Legislative Fiscal Office

Reviewed By: Ken Rocco, Legislative Fiscal Office

Agency: Department of Land Conservation and Development

Biennium: 2015-17

Budget Summary*

	2015-17 Legislatively Adopted Budget	2015-17 Committee Recommendation	Committee Change from 2015-17 Leg. Adopted	
			\$ Change	% Change
General Fund	\$ -	\$ 100,000	\$ 100,000	100.0%
Total	\$ -	\$ 100,000	\$ 100,000	100.0%

Position Summary

Authorized Positions	0	0	0
Full-time Equivalent (FTE) positions	0.00	0.00	0.00

* Excludes Capital Construction expenditures

Revenue Summary

HB 4079 creates a General Fund appropriation of \$100,000 to pay for the cost of carrying out the provisions of the bill

Summary of Subcommittee Action

HB 4079 requires the Land Conservation and Development Commission to establish and implement an affordable housing pilot program; adopting rules to implement that program before July 1, 2017. The bill also provides direction to local governments where pilot projects are sited regarding duties and restrictions of the local government with respect to the project. LCDC is required to report on the progress of the pilot program to the committees of the Legislative Assembly related to housing and human services following the 2016 legislative session and for three consecutive legislative sessions beginning with the 2017 session

The subcommittee included a General Fund appropriation of \$100,000 to the Department of Land Conservation and Development for the purpose of carrying out the applicable provisions of the bill.

DETAIL OF JOINT COMMITTEE ON WAYS AND MEANS ACTION

HB 4079-C

Department of Land Conservation and Development

DESCRIPTION	GENERAL FUND	LOTTERY FUNDS	OTHER FUNDS		FEDERAL FUNDS		TOTAL ALL FUNDS	POS	FTE	
			LIMITED	NONLIMITED	LIMITED	NONLIMITED				
<u>SUBCOMMITTEE RECOMMENDATION</u>										
SCR 01-00 - Planning										
Personal Services	\$ -	\$ -	\$ -	\$ -	\$ -	\$ -	\$ -	-	0	0.00
Services and Supplies (Professional Services)	\$ 100,000	\$ -	\$ -	\$ -	\$ -	\$ -	\$ -	100,000		
Special Payments - Payments to Individuals	\$ -	\$ -	\$ -	\$ -	\$ -	\$ -	\$ -	-		
	\$ -	\$ -	\$ -	\$ -	\$ -	\$ -	\$ -	-		

Enrolled
Senate Bill 5701

Sponsored by JOINT COMMITTEE ON WAYS AND MEANS

CHAPTER

AN ACT

Relating to state financial administration; and declaring an emergency.

Be It Enacted by the People of the State of Oregon:

SECTION 1. (1) Notwithstanding any other law limiting expenditures, the limitation on expenditures established by section 4 (1), chapter 694, Oregon Laws 2015, for the biennium beginning July 1, 2015, as the maximum limit for payment of expenses from federal funds collected or received by the Oregon Business Development Department, is increased by \$61,227 for business, innovation and trade.

(2) Notwithstanding any other law limiting expenditures, the limitation on expenditures established by section 2 (1), chapter 694, Oregon Laws 2015, for the biennium beginning July 1, 2015, as the maximum limit for payment of expenses from fees, moneys or other revenues, including Miscellaneous Receipts, but excluding lottery funds and federal funds, collected or received by the Oregon Business Development Department, is increased by \$443,641 for business, innovation and trade.

(3)(a) Notwithstanding any other provision of law, the General Fund appropriation made to the Oregon Business Development Department by section 1 (2), chapter 694, Oregon Laws 2015, for the biennium beginning July 1, 2015, for debt service, is decreased by \$1,328,407.

(b) Notwithstanding any other law limiting expenditures, the amount of \$1,330,500 is established for the biennium beginning July 1, 2015, as the maximum limit for payment of expenses from fees, moneys or other revenues, including Miscellaneous Receipts, but excluding lottery funds and federal funds, collected or received by the Oregon Business Development Department, for general obligation bond debt service.

(4) Notwithstanding any other law limiting expenditures, the amount of \$400,000 is established for the biennium beginning July 1, 2015, as the maximum limit for payment of expenses from lottery moneys allocated from the Administrative Services Economic Development Fund to the Oregon Business Development Department, for Infrastructure Finance Authority for redevelopment of the Port of Port Orford Cannery Building.

(5) Notwithstanding any other law limiting expenditures, the limitation on expenditures established by section 3 (6), chapter 694, Oregon Laws 2015, for the biennium beginning July 1, 2015, as the maximum limit for payment of expenses from lottery moneys allocated from the Administrative Services Economic Development Fund to the Oregon Business Development Department for Infrastructure Finance Authority, is increased by \$260,514 for administration of seismic rehabilitation grants.

(6) Notwithstanding any other law limiting expenditures, the amount of \$100,000 is established for the biennium beginning July 1, 2015, as the maximum limit for payment of ex-

penses from lottery moneys allocated from the Administrative Services Economic Development Fund to the Oregon Business Development Department, for Infrastructure Finance Authority for a Willamette Valley Intermodal Hub Feasibility Study.

(7) Notwithstanding any other law limiting expenditures, the amount of \$200,000 is established for the biennium beginning July 1, 2015, as the maximum limit for payment of expenses from lottery moneys allocated from the Administrative Services Economic Development Fund to the Oregon Business Development Department, for business, innovation and trade for the Oregon Wave Energy Trust.

(8) Notwithstanding any other law limiting expenditures, the amount of \$1 is established for the biennium beginning July 1, 2015, as the maximum limit for payment of expenses from fees, moneys or other revenues, including Miscellaneous Receipts, but excluding lottery funds and federal funds, collected or received by the Oregon Business Development Department, for business, innovation and trade for the American Manufacturing Innovation District.

SECTION 2. Notwithstanding any other law limiting expenditures, the limitation on expenditures established by section 5 (1), chapter 759, Oregon Laws 2015, for the biennium beginning July 1, 2015, as the maximum limit for payment of expenses from federal funds, other than those described in sections 6 and 9, chapter 759, Oregon Laws 2015, collected or received by the Department of Education, for operations, is increased by \$7,130,223 for a charter schools grant.

SECTION 3. Notwithstanding any other provision of law, the General Fund appropriation made to the Department of Education by section 2 (4), chapter 759, Oregon Laws 2015, for the biennium beginning July 1, 2015, to be distributed as grants-in-aid, for program costs and to purchase services for breakfast and summer food programs, is decreased by \$51,458.

SECTION 4. Notwithstanding any other provision of law, the General Fund appropriation made to the Department of Education by section 1 (1), chapter 759, Oregon Laws 2015, for the biennium beginning July 1, 2015, for operations, is increased \$51,458 for breakfast and summer food program administration.

SECTION 5. Notwithstanding any other law limiting expenditures, the limitation on expenditures established by section 5 (1), chapter 759, Oregon Laws 2015, for the biennium beginning July 1, 2015, as the maximum limit for payment of expenses from federal funds, other than those described in sections 6 and 9 of chapter 759, Oregon Laws 2015, collected or received by the Department of Education for operations, is increased by \$1,160,860 for child nutrition grants.

SECTION 6. Notwithstanding any other law limiting expenditures, the limitation on expenditures established by section 7 (3), chapter 759, Oregon Laws 2015, for the biennium beginning July 1, 2015, as the maximum limit for payment of grants-in-aid, program costs, and purchased services from fees, moneys or other revenues, including Miscellaneous Receipts, but excluding lottery funds and federal funds, collected or received by the Department of Education for programs other than those specified in sections 4 and 9, chapter 759, Oregon Laws 2015, is increased by \$515,200 for all other grants for the increase in the number of number of students participating in the Hospital Program.

SECTION 7. Notwithstanding any other law limiting expenditures, the limitation on expenditures established by section 2 (1), chapter 658, Oregon Laws 2015, for the biennium beginning July 1, 2015, as the maximum limit for payment of expenses from fees, moneys or other revenues, including Miscellaneous Receipts, but excluding lottery funds and federal funds, collected or received by the Department of Public Safety Standards and Training for operations, is increased by \$959,000 for developing and disseminating research-based community policing skills through the Oregon Center for Policing Excellence.

SECTION 8. Notwithstanding any other provision of law, the General Fund appropriation made to the State Forestry Department by section 1 (1), chapter 809, Oregon Laws 2015, for

the biennium beginning on July 1, 2015, is increased by \$23,115,122 for the payment of emergency firefighting costs associated with the 2015 forest fire season.

SECTION 9. Notwithstanding any other law limiting expenditures, the limitation on expenditures established by section 2 (2), chapter 809, Oregon Laws 2015, for the biennium beginning July 1, 2015, as the maximum limit for payment of expenses from fees, moneys or other revenues, including Miscellaneous Receipts and including federal funds from the United States Forest Service for fire protection and for research projects, but excluding lottery funds and federal funds not described in section 2, chapter 809, Oregon Laws 2015, collected or received by the State Forestry Department, is increased by \$56,334,408 for the payment of emergency firefighting costs associated with the 2015 forest fire season.

SECTION 10. Notwithstanding any other provision of law, the General Fund appropriation made to the Emergency Board by section 5 (1), chapter 809, Oregon Laws 2015, for the biennium beginning July 1, 2015, for allocation to the State Forestry Department fire protection expenses, is decreased by \$2,054,823.

SECTION 11. Notwithstanding any other law limiting expenditures, the limitation on expenditures established by section 1 (1), chapter 329, Oregon Laws 2015, for the biennium beginning July 1, 2015, as the maximum limit for payment of expenses from fees, moneys or other revenues, including Miscellaneous Receipts, but excluding lottery funds and federal funds, collected or received by the Oregon Department of Aviation, is increased by \$265,000 to purchase grant management software.

SECTION 12. (1) Notwithstanding any other law limiting expenditures, the limitation on expenditures established by section 5 (2), chapter 761, Oregon Laws 2015, for the biennium beginning July 1, 2015, as the maximum limit for payment of expenses from fees, moneys or other revenues, including Miscellaneous Receipts and federal funds received as reimbursement from the United States Department of Transportation, but excluding lottery funds and federal funds not described in section 5, chapter 761, Oregon Laws 2015, collected or received by the Department of Transportation, is increased by \$6,231,467 for repair, response and clean-up expenses incurred during the 2015 fire season in Oregon.

(2) Notwithstanding any other law limiting expenditures, the limitation on expenditures established by section 5 (11), chapter 761, Oregon Laws 2015, for the biennium beginning July 1, 2015, as the maximum limit for payment of expenses from fees, moneys or other revenues, including Miscellaneous Receipts and federal funds received as reimbursement from the United States Department of Transportation, but excluding lottery funds and federal funds not described in section 5, chapter 761, Oregon Laws 2015, collected or received by the Department of Transportation, is increased by \$32,257 for state government service charges.

(3) Notwithstanding any other law limiting expenditures, the limitation on expenditures established by section 6 (3), chapter 761, Oregon Laws 2015, for the biennium beginning July 1, 2015, as the maximum limit for payment of expenses from federal funds other than those described in section 5, chapter 761, Oregon Laws 2015, collected or received by the Department of Transportation, is increased by \$106,176 for state government service charges.

(4) Notwithstanding any other law limiting expenditures, the limitation on expenditures established by section 5 (11), chapter 761, Oregon Laws 2015, for the biennium beginning July 1, 2015, as the maximum limit for payment of expenses from fees, moneys or other revenues, including Miscellaneous Receipts and federal funds received as reimbursement from the United States Department of Transportation, but excluding lottery funds and federal funds not described in section 5, chapter 761, Oregon Laws 2015, collected or received by the Department of Transportation, is decreased by \$23,884 for state government service charges.

(5) Notwithstanding any other law limiting expenditures, the limitation on expenditures established by section 5 (13), chapter 761, Oregon Laws 2015, for the biennium beginning July 1, 2015, as the maximum limit for payment of expenses from fees, moneys or other revenues, including Miscellaneous Receipts and federal funds received as reimbursement from the United States Department of Transportation, but excluding lottery funds and federal funds

not described in section 5, chapter 761, Oregon Laws 2015, collected or received by the Department of Transportation, is decreased by \$315 for state government service charges.

(6) Notwithstanding any other law limiting expenditures, the limitation on expenditures established by section 6 (4), chapter 761, Oregon Laws 2015, for the biennium beginning July 1, 2015, as the maximum limit for payment of expenses from federal funds other than those described in section 5, chapter 761, Oregon Laws 2015, collected or received by the Department of Transportation, is decreased by \$395 for state government service charges.

(7) Notwithstanding any other law limiting expenditures, the limitation on expenditures established by section 5 (14), chapter 761, Oregon Laws 2015, for the biennium beginning July 1, 2015, as the maximum limit for payment of expenses from fees, moneys or other revenues, including Miscellaneous Receipts and federal funds received as reimbursement from the United States Department of Transportation, but excluding lottery funds and federal funds not described in section 5, chapter 761, Oregon Laws 2015, collected or received by the Department of Transportation, is decreased by \$7,423 for state government service charges.

(8) Notwithstanding any other law limiting expenditures, the limitation on expenditures established by section 6 (5), chapter 761, Oregon Laws 2015, for the biennium beginning July 1, 2015, as the maximum limit for payment of expenses from federal funds other than those described in section 5, chapter 761, Oregon Laws 2015, collected or received by the Department of Transportation, is decreased by \$105,544 for state government service charges.

(9) Notwithstanding any other law limiting expenditures, the limitation on expenditures established by section 5 (15), chapter 761, Oregon Laws 2015, for the biennium beginning July 1, 2015, as the maximum limit for payment of expenses from fees, moneys or other revenues, including Miscellaneous Receipts and federal funds received as reimbursement from the United States Department of Transportation, but excluding lottery funds and federal funds not described in section 5, chapter 761, Oregon Laws 2015, collected or received by the Department of Transportation, is decreased by \$635 for state government service charges.

(10) Notwithstanding any other law limiting expenditures, the limitation on expenditures established by section 6 (6), chapter 761, Oregon Laws 2015, for the biennium beginning July 1, 2015, as the maximum limit for payment of expenses from federal funds other than those described in section 5, chapter 761, Oregon Laws 2015, collected or received by the Department of Transportation, is decreased by \$237 for state government service charges.

SECTION 13. Notwithstanding any other law limiting expenditures, the limitation on expenditures established by section 5 (17), chapter 761, Oregon Laws 2015, for the biennium beginning July 1, 2015, as the maximum limit for payment of expenses from fees, moneys or other revenues, including Miscellaneous Receipts and federal funds received as reimbursement from the United States Department of Transportation, but excluding lottery funds and federal funds not described in section 5, chapter 761, Oregon Laws 2015, collected or received by the Department of Transportation, is decreased by \$1,354,734 for bond issuance costs.

SECTION 14. (1) Notwithstanding any other law limiting expenditures, the limitation on expenditures established by section 5 (12), chapter 761, Oregon Laws 2015, for the biennium beginning July 1, 2015, as the maximum limit for payment of expenses from fees, moneys or other revenues, including Miscellaneous Receipts and federal funds received as reimbursement from the United States Department of Transportation, but excluding lottery funds and federal funds not described in section 5, chapter 761, Oregon Laws 2015, collected or received by the Department of Transportation, is increased by \$653,540 for bond issuance costs.

(2) Notwithstanding any other law limiting expenditures, the limitation on expenditures established by section 5 (14), chapter 761, Oregon Laws 2015, for the biennium beginning July 1, 2015, as the maximum limit for payment of expenses from fees, moneys or other revenues, including Miscellaneous Receipts and federal funds received as reimbursement from the United States Department of Transportation, but excluding lottery funds and federal funds not described in section 5, chapter 761, Oregon Laws 2015, collected or received by the Department of Transportation, is increased by \$226,194 for bond issuance costs.

(3) Notwithstanding any other law limiting expenditures, the limitation on expenditures established by section 5 (5), chapter 761, Oregon Laws 2015, for the biennium beginning July 1, 2015, as the maximum limit for payment of expenses from fees, moneys or other revenues, including Miscellaneous Receipts and federal funds received as reimbursement from the United States Department of Transportation, but excluding lottery funds and federal funds not described in section 5, chapter 761, Oregon Laws 2015, collected or received by the Department of Transportation, is increased by \$475,000 for bond issuance costs.

SECTION 15. (1) Notwithstanding any other provision of law, the General Fund appropriation made to the Department of Transportation by section 2, chapter 761, Oregon Laws 2015, for the biennium beginning July 1, 2015, for debt service on the State Radio Project, is decreased by \$5,194,781.

(2) Notwithstanding any other provision of law, the General Fund appropriation made to the Department of Transportation by section 4, chapter 761, Oregon Laws 2015, for the biennium beginning July 1, 2015, is decreased by \$47,835 for the Department of Motor Vehicles' veteran information sharing with the Department of Veterans' Affairs.

SECTION 16. Notwithstanding any other law limiting expenditures, the limitation on expenditures established by section 2 (4), chapter 594, Oregon Laws 2015, for the biennium beginning July 1, 2015, as the maximum limit for payment of expenses from fees, moneys, or other revenues, including Miscellaneous Receipts and reimbursements from federal service agreements, but excluding lottery funds and federal funds not described in section 2, chapter 594, Oregon Laws 2015, collected or received by the Oregon Military Department, is increased by \$2,442,000.

SECTION 17. (1) Notwithstanding any other law limiting expenditures, the limitation on expenditures established by section 1 (4), chapter 335, Oregon Laws 2015, for the biennium beginning July 1, 2015, as the maximum limit for payment of expenses from fees, moneys or other revenues, including Miscellaneous Receipts, but excluding lottery funds and federal funds, collected or received by the Department of State Lands, is increased by \$85,919.

(2) Notwithstanding any other law limiting expenditures, the limitation on expenditures established by section 2 (1), chapter 335, Oregon Laws 2015, for the biennium beginning July 1, 2015, as the maximum limit for payment of expenses from federal funds, collected or received by the Department of State Lands, is increased by \$214,502.

SECTION 18. (1) Notwithstanding any other law limiting expenditures, the limitation on expenditures established by section 1 (1), chapter 335, Oregon Laws 2015, for the biennium beginning July 1, 2015, as the maximum limit for payment of expenses from fees, moneys or other revenues, including Miscellaneous Receipts, but excluding lottery funds and federal funds, collected or received by the Department of State Lands, is decreased by \$176,890.

(2) Notwithstanding any other law limiting expenditures, the limitation on expenditures established by section 1 (4), chapter 335, Oregon Laws 2015, for the biennium beginning July 1, 2015, as the maximum limit for payment of expenses from fees, moneys or other revenues, including Miscellaneous Receipts, but excluding lottery funds and federal funds, collected or received by the Department of State Lands, is increased by \$176,890.

SECTION 19. (1) Notwithstanding any other law limiting expenditures, the limitation on expenditures established by section 2, chapter 606, Oregon Laws 2015, for the biennium beginning July 1, 2015, as the maximum limit for payment of expenses from fees, moneys or other revenues, including Miscellaneous Receipts, but excluding lottery funds and federal funds, collected or received by the Oregon Criminal Justice Commission, is increased by \$370,000.

(2) Notwithstanding any other law limiting expenditures, the limitation on expenditures established by section 3, chapter 606, Oregon Laws 2015, for the biennium beginning July 1, 2015, as the maximum limit for payment of expenses from federal funds collected or received by the Oregon Criminal Justice Commission, is decreased by \$370,000.

SECTION 20. (1) Notwithstanding any other law limiting expenditures, the limitation on expenditures established by section 2 (4), chapter 692, Oregon Laws 2015, for the biennium beginning July 1, 2015, as the maximum limit for payment of expenses from fees, moneys or other revenues, including Miscellaneous Receipts, but excluding lottery funds and federal funds, collected or received by the Department of Justice, is increased by \$254,493 for the Criminal Justice Division, Titan Fusion Center.

(2) Notwithstanding any other law limiting expenditures, the limitation on expenditures established by section 2 (4), chapter 692, Oregon Laws 2015, for the biennium beginning July 1, 2015, as the maximum limit for payment of expenses from fees, moneys or other revenues, including Miscellaneous Receipts, but excluding lottery funds and federal funds, collected or received by the Department of Justice, is increased by \$129,405 for the Criminal Justice Division for a Traffic Safety Resource Prosecutor.

(3) Notwithstanding any other law limiting expenditures, the limitation on expenditures established by section 2 (6), chapter 692, Oregon Laws 2015, for the biennium beginning July 1, 2015, as the maximum limit for payment of expenses from fees, moneys or other revenues, including Miscellaneous Receipts, but excluding lottery funds and federal funds, collected or received by the Department of Justice, is increased by \$184,714 for the General Counsel Division for a marijuana attorney.

(4) Notwithstanding any other law limiting expenditures, the limitation on expenditures established by section 3 (3), chapter 692, Oregon Laws 2015, for the biennium beginning July 1, 2015, as the maximum limit for payment of expenses from federal funds collected or received by the Department of Justice, is increased by \$12,613,368 for the Crime Victims' Services Division, Victims of Crime Act grant.

(5) Notwithstanding any other provision of law, the General Fund appropriation made to the Department of Justice by section 1 (3), chapter 692, Oregon Laws 2015, for the biennium beginning July 1, 2015, is increased by \$676,971 for the establishment of an elder abuse prevention program in the Criminal Justice Division.

SECTION 21. Notwithstanding any other law limiting expenditures, the limitation on expenditures established by section 3, chapter 817, Oregon Laws 2015, for the biennium beginning July 1, 2015, as the maximum limit for payment of expenses from fees, moneys or other revenues, including Miscellaneous Receipts and reimbursements from federal service agreements, but excluding lottery funds and federal funds not described in section 3, chapter 817, Oregon Laws 2015, collected or received by the Department of Revenue, is decreased by \$500,000 for the core system replacement project.

SECTION 22. (1) Notwithstanding any other law limiting expenditures, the limitation on expenditures established by section 2 (2), chapter 596, Oregon Laws 2015, for the biennium beginning July 1, 2015, as the maximum limit for payment of expenses from fees, moneys or other revenues, including Miscellaneous Receipts and reimbursements from federal service agreements, but excluding lottery funds and federal funds not described in section 2, chapter 596, Oregon Laws 2015, collected or received by the Department of Revenue, is decreased by \$500,000 for the Property Tax Division.

(2) Notwithstanding any other provision of law, the General Fund appropriation made to the Department of Revenue by section 1 (6), chapter 596, Oregon Laws 2015, for the biennium ending June 30, 2015, for the Senior Property Tax Deferral Program, is decreased by \$373,841.

(3) Notwithstanding any other provision of law, the General Fund appropriation made to the Department of Revenue by section 1 (2), chapter 596, Oregon Laws 2015, for the biennium beginning July 1, 2015, for the Property Tax Division, is increased by \$1,360,125.

(4) Notwithstanding any other law limiting expenditures, the limitation on expenditures established by section 2 (1), chapter 596, Oregon Laws 2015, for the biennium beginning July 1, 2015, as the maximum limit for payment of expenses from fees, moneys or other revenues, including Miscellaneous Receipts and reimbursements from federal service agreements, but excluding lottery funds and federal funds not described in section 2, chapter 596, Oregon

Laws 2015, collected or received by the Department of Revenue for administration, is increased by \$760,650 for the recreational marijuana program.

(5) Notwithstanding any other law limiting expenditures, the limitation on expenditures established by section 2 (4), chapter 596, Oregon Laws 2015, for the biennium beginning July 1, 2015, as the maximum limit for payment of expenses from fees, moneys or other revenues, including Miscellaneous Receipts and reimbursements from federal service agreements, but excluding lottery funds and federal funds not described in section 2, chapter 596, Oregon Laws 2015, collected or received by the Department of Revenue for the Business Division, is increased by \$1,292,157 for the recreational marijuana program.

SECTION 23. Notwithstanding any other law limiting expenditures, the limitation on expenditures established by section 1 (1), chapter 689, Oregon Laws 2015, for the biennium beginning July 1, 2015, as the maximum limit for payment of expenses from fees, moneys or other revenues, including Miscellaneous Receipts, but excluding lottery funds and federal funds, collected or received by the State Treasurer, is decreased by \$500,000 for the West Coast Infrastructure Exchange.

SECTION 24. (1) Notwithstanding any other law limiting expenditures, the limitation on expenditures established by section 1 (1), chapter 595, Oregon Laws 2015, for the biennium beginning July 1, 2015, as the maximum limit for payment of expenses from fees, moneys or other revenues, including Miscellaneous Receipts, but excluding lottery funds and federal funds, collected or received by the Public Employees Retirement System, is increased by \$100,000 for the Financial and Administrative Services Division for Secretary of State audit charges.

(2) Notwithstanding any other law limiting expenditures, the limitation on expenditures established by section 1 (1), chapter 595, Oregon Laws 2015, for the biennium beginning July 1, 2015, as the maximum limit for payment of expenses from fees, moneys or other revenues, including Miscellaneous Receipts, but excluding lottery funds and federal funds, collected or received by the Public Employees Retirement System, is increased by \$6,601,170 for state government service charges.

SECTION 25. Notwithstanding any other provision of law, the General Fund appropriation made to the Housing and Community Services Department by section 1, chapter 747, Oregon Laws 2015, for the biennium beginning July 1, 2015, is increased by \$2,727,660 for counseling services associated with the Oregon Foreclosure Avoidance Program.

SECTION 26. Notwithstanding any other law limiting expenditures, the limitation on expenditures established by section 4, chapter 616, Oregon Laws 2015, for the biennium beginning July 1, 2015, as the maximum limit for payment of expenses from federal funds collected or received by the Department of Veterans' Affairs, is increased by \$499,999 for transportation of veterans in highly rural areas.

SECTION 27. Notwithstanding any other law limiting expenditures, the limitation on expenditures established by section 2, chapter 333, Oregon Laws 2015, for the biennium beginning July 1, 2015, as the maximum limit for payment of expenses from fees, moneys or other revenues, including Miscellaneous Receipts, but excluding lottery funds and federal funds, collected or received by the Department of Land Conservation and Development, is increased by \$216,000 for the expenditure of grant funds received from the Office of Emergency Management for pre-disaster mitigation planning.

SECTION 28. Notwithstanding any other provision of law, the limitation on expenditures established by section 4 (2), chapter 759, Oregon Laws 2015, for the biennium beginning July 1, 2015, as the maximum limit for payment of expenses, other than expenses described in sections 7 and 9, chapter 759, Oregon Laws 2015, from fees, moneys or other revenues, including Miscellaneous Receipts, but excluding lottery funds and federal funds, collected or received by the Department of Education, is increased by \$2,030,515 for deferred maintenance at the Oregon School for the Deaf.

SECTION 29. (1) Notwithstanding any other provision of law, the limitation on expenditures established by section 8, chapter 759, Oregon Laws 2015, for the biennium beginning July 1, 2015, as the maximum limit for payment of expenses by the Department of Education from lottery moneys allocated from the Oregon Education Fund to the department for debt service on outstanding state education lottery bonds, is decreased by \$841,532.

(2) Notwithstanding any other law limiting expenditures, the amount of \$841,532 is established for the biennium beginning July 1, 2015, as the maximum limit for payment of expenses by the Department of Education from lottery moneys allocated from the Administrative Services Economic Development Fund to the department for debt service on outstanding state education lottery bonds.

SECTION 30. (1) Notwithstanding any other provision of law, the General Fund appropriation made to the Department of Education to be distributed as grants-in-aid, for program costs and to purchase services, by section 2 (6), chapter 759, Oregon Laws 2015, for the biennium beginning July 1, 2015, for the Oregon prekindergarten program, is increased by \$5,300,000.

(2) Notwithstanding any other provision of law, the General Fund appropriation made to the Department of Education to be distributed as grants-in-aid, for program costs and to purchase services, by section 2 (1), chapter 759, Oregon Laws 2015, for the biennium beginning July 1, 2015, for early intervention services and early childhood special education programs, is increased by \$5,393,340.

(3) Notwithstanding any other provision of law, the General Fund appropriation made to the Department of Education by section 1 (1), chapter 759, Oregon Laws 2015, for the biennium beginning July 1, 2015, for operations, is increased by \$3,130,000.

(4) Notwithstanding any other provision of law, the General Fund appropriation made to the Department of Education to be distributed as grants-in-aid, for program costs and to purchase services, by section 2 (5), chapter 759, Oregon Laws 2015, for the biennium beginning July 1, 2015, for other grant-in-aid programs, is decreased by \$930,000.

(5) Notwithstanding any other provision of law, the limitation on expenditures established by section 5 (1), chapter 759, Oregon Laws 2015, for the biennium beginning July 1, 2015, as the maximum limit for payment of expenses from federal funds, other than those described in sections 6 and 9, chapter 759, Oregon Laws 2015, collected or received by the Department of Education, for operations, is increased by \$3,971,397.

(6) Notwithstanding any other provision of law, the limitation on expenditures established by section 6 (3), chapter 759, Oregon Laws 2015, for the biennium beginning July 1, 2015, as the maximum limit for payment of grants-in-aid, program costs and purchased services from federal funds, other than those described in sections 5 and 9, chapter 759, Oregon Laws 2015, received by the Department of Education, for all other grants, is decreased by \$2,000,000.

(7) Notwithstanding any other provision of law, the General Fund appropriation made to the Department of Education to be distributed as grants-in-aid, for program costs and to purchase services under section 2 (5), chapter 759, Oregon Laws 2015, for the biennium beginning July 1, 2015, for other grant-in-aid programs, is decreased by \$2,000,000 for a transfer of funds to the Higher Education Coordinating Commission for programs for students who are underrepresented in high demand science, technology, engineering and mathematics (STEM) fields.

SECTION 31. (1) Notwithstanding any other provision of law, the General Fund appropriation made to the Higher Education Coordinating Commission by section 1 (1), chapter 642, Oregon Laws 2015, for the biennium beginning July 1, 2015, for Higher Education Coordinating Commission operations, is increased by \$2,000,000 for a transfer of funds from the Department of Education for programs for students who are underrepresented in high demand science, technology, engineering and mathematics (STEM) fields.

(2) Notwithstanding any other provision of law, the General Fund appropriation made to the Higher Education Coordinating Commission by section 1 (4), chapter 642, Oregon Laws

2015, for the biennium beginning July 1, 2015, for the Public University Fund for distribution to public universities, is increased by \$1,900,000 for costs associated with new labor contracts.

(3) Notwithstanding any other provision of law, the General Fund appropriation made to the Higher Education Coordinating Commission by section 1 (5), chapter 642, Oregon Laws 2015, for the biennium beginning July 1, 2015, for the Community College Support Fund for distribution to community colleges and community college service districts, is increased by \$1,800,000 for distribution to Umpqua Community College.

(4) Notwithstanding any other provision of law, the General Fund appropriation made to the Higher Education Coordinating Commission by section 1 (5), chapter 642, Oregon Laws 2015, for the biennium beginning July 1, 2015, for the Community College Support Fund for distribution to community colleges and community college service districts, is increased by \$4,250,000 for distribution to Umpqua Community College for the replacement of Snyder Hall.

SECTION 32. (1) Notwithstanding any other law limiting expenditures, the limitation on expenditures established by section 2 (4), chapter 696, Oregon Laws 2015, for the biennium beginning July 1, 2015, as the maximum limit for payment of expenses from fees, moneys or other revenues, including Miscellaneous Receipts, but excluding lottery funds and federal funds, collected or received by the Department of State Police, is increased by \$6,911,613 for expenses incurred during the 2015 fire season in Oregon.

(2) Notwithstanding any other provision of law, the General Fund appropriation made to the Department of State Police by section 1 (4), chapter 696, Oregon Laws 2015, for the biennium beginning July 1, 2015, is increased by \$1,259,125 for expenses incurred during the 2015 fire season in Oregon.

(3) Notwithstanding any other provision of law, the General Fund appropriation made to the Department of State Police by section 1 (1), chapter 696, Oregon Laws 2015, for the biennium beginning July 1, 2015, is increased by \$61,091 for expenses incurred during the 2015 fire season in Oregon.

SECTION 33. (1) Notwithstanding any other law limiting expenditures, the limitation on expenditures established by section 3, chapter 658, Oregon Laws 2015, for the biennium beginning July 1, 2015, as the maximum limit for payment of expenses from federal funds collected or received by the Department of Public Safety Standards and Training, is increased by \$2,497,563 for expenses incurred in the High Intensity Drug Trafficking Area program.

(2) Notwithstanding any other law limiting expenditures, the limitation on expenditures established by section 2 (1), chapter 658, Oregon Laws 2015, for the biennium beginning July 1, 2015, as the maximum limit for payment of expenses from fees, moneys or other revenues, including Miscellaneous Receipts, but excluding lottery funds and federal funds, collected or received by the Department of Public Safety Standards and Training, is increased by \$2,790,195 for six additional training classes during the 2015-2017 biennium.

SECTION 34. (1) Notwithstanding any other provision of law, the General Fund appropriation made to the Columbia River Gorge Commission by section 1, chapter 189, Oregon Laws 2015, for the biennium beginning July 1, 2015, is increased by \$11,308 for operational costs.

(2) Notwithstanding any other law limiting expenditures, the limitation on expenditures established by section 2, chapter 189, Oregon Laws 2015, for the biennium beginning July 1, 2015, as the maximum limit for payment of expenses from fees, moneys or other revenues, including Miscellaneous Receipts, but excluding lottery funds and federal funds, collected or received by the Columbia River Gorge Commission, is decreased by \$5,000.

SECTION 35. (1) Notwithstanding any other law limiting expenditures, the limitation on expenditures established by section 4, chapter 693, Oregon Laws 2015, for the biennium beginning July 1, 2015, as the maximum limit for payment of expenses from federal funds collected or received by the Bureau of Labor and Industries, is increased by \$2,696.

(2) Notwithstanding any other law limiting expenditures, the limitation on expenditures established by section 2, chapter 693, Oregon Laws 2015, for the biennium beginning July 1, 2015, as the maximum limit for payment of expenses from fees, moneys or other revenues, including Miscellaneous Receipts, but excluding lottery funds and federal funds, collected or received by the Bureau of Labor and Industries, is increased by \$206,871.

(3) Notwithstanding any other provision of law, the General Fund appropriation made by section 1, chapter 693, Oregon Laws 2015, for the biennium beginning July 1, 2015, to the Bureau of Labor and Industries, is decreased by \$113,604.

SECTION 36. (1) Notwithstanding any other law limiting expenditures, the limitation on expenditures established by section 2 (1), chapter 654, Oregon Laws 2015, for the biennium beginning July 1, 2015, as the maximum limit for payment of expenses from fees, moneys or other revenues, including Miscellaneous Receipts and federal funds received from charges, but excluding lottery funds and federal funds not described in section 2, chapter 654, Oregon Laws 2015, collected or received by the Oregon Department of Administrative Services for the Chief Operating Office, is decreased by \$26,366.

(2) Notwithstanding any other law limiting expenditures, the limitation on expenditures established by section 2 (2), chapter 654, Oregon Laws 2015, for the biennium beginning July 1, 2015, as the maximum limit for payment of expenses from fees, moneys or other revenues, including Miscellaneous Receipts and federal funds received from charges, but excluding lottery funds and federal funds not described in section 2, chapter 654, Oregon Laws 2015, collected or received by the Oregon Department of Administrative Services for the Chief Financial Office, is decreased by \$32,520.

(3) Notwithstanding any other law limiting expenditures, the limitation on expenditures established by section 2 (4), chapter 654, Oregon Laws 2015, for the biennium beginning July 1, 2015, as the maximum limit for payment of expenses from fees, moneys or other revenues, including Miscellaneous Receipts and federal funds received from charges, but excluding lottery funds and federal funds not described in section 2, chapter 654, Oregon Laws 2015, collected or received by the Oregon Department of Administrative Services for the Chief Human Resource Office, is decreased by \$1,629.

(4) Notwithstanding any other law limiting expenditures, the limitation on expenditures established by section 2 (5), chapter 654, Oregon Laws 2015, for the biennium beginning July 1, 2015, as the maximum limit for payment of expenses from fees, moneys or other revenues, including Miscellaneous Receipts and federal funds received from charges, but excluding lottery funds and federal funds not described in section 2, chapter 654, Oregon Laws 2015, collected or received by the Oregon Department of Administrative Services for Enterprise Technology Services, is decreased by \$8,529.

(5) Notwithstanding any other law limiting expenditures, the limitation on expenditures established by section 2 (6), chapter 654, Oregon Laws 2015, for the biennium beginning July 1, 2015, as the maximum limit for payment of expenses from fees, moneys or other revenues, including Miscellaneous Receipts and federal funds received from charges, but excluding lottery funds and federal funds not described in section 2, chapter 654, Oregon Laws 2015, collected or received by the Oregon Department of Administrative Services for Enterprise Asset Management, is decreased by \$30,196.

(6) Notwithstanding any other law limiting expenditures, the limitation on expenditures established by section 2 (7), chapter 654, Oregon Laws 2015, for the biennium beginning July 1, 2015, as the maximum limit for payment of expenses from fees, moneys or other revenues, including Miscellaneous Receipts and federal funds received from charges, but excluding lottery funds and federal funds not described in section 2, chapter 654, Oregon Laws 2015, collected or received by the Oregon Department of Administrative Services for Enterprise Goods and Services, is decreased by \$640,254.

(7) Notwithstanding any other law limiting expenditures, the limitation on expenditures established by section 2 (9), chapter 654, Oregon Laws 2015, for the biennium beginning July

1, 2015, as the maximum limit for payment of expenses from fees, moneys or other revenues, including Miscellaneous Receipts and federal funds received from charges, but excluding lottery funds and federal funds not described in section 2, chapter 654, Oregon Laws 2015, collected or received by the Oregon Department of Administrative Services for Business Services, is decreased by \$14,582.

(8) Notwithstanding any other law limiting expenditures, the limitation on expenditures established by section 2 (12), chapter 654, Oregon Laws 2015, for the biennium beginning July 1, 2015, as the maximum limit for payment of expenses from fees, moneys or other revenues, including Miscellaneous Receipts and federal funds received from charges, but excluding lottery funds and federal funds not described in section 2, chapter 654, Oregon Laws 2015, collected or received by the Oregon Department of Administrative Services for treasury fees, is increased by \$754,076.

SECTION 37. Notwithstanding any other law limiting expenditures, the amount of \$175,000 is established for the biennium beginning July 1, 2015, as the maximum limit for payment of expenses for administrative and support services from federal funds, other than those described in section 2, chapter 683, Oregon Laws 2015, collected or received by the State Department of Agriculture.

SECTION 38. Notwithstanding any other provision of law, the General Fund appropriation made to the Department of Environmental Quality by section 1 (2), chapter 593, Oregon Laws 2015, for the biennium beginning July 1, 2015, for water quality, is increased by \$100,000 for harmful algae bloom monitoring and testing.

SECTION 39. Notwithstanding any other law limiting expenditures, the limitation on expenditures established by section 5, chapter 659, Oregon Laws 2015, for the biennium beginning July 1, 2015, as the maximum limit for payment of expenses by the Oregon Watershed Enhancement Board from lottery moneys deposited into the Watershed Conservation Operating Fund established under ORS 541.945, is increased by \$57,452 for operating expenses.

SECTION 40. (1) Notwithstanding any other provision of law, the General Fund appropriation made to the Emergency Board by section 73 (1), chapter 837, Oregon Laws 2015, for the biennium beginning July 1, 2015, is decreased by \$1,373,879.

(2) Notwithstanding any other provision of law, the General Fund appropriation made to the Emergency Board by section 3, chapter 596, Oregon Laws 2015, for the biennium beginning July 1, 2015, is decreased by \$1,836,836.

SECTION 41. (1) In addition to and not in lieu of any other appropriation, there is appropriated to the Emergency Board, for the biennium beginning July 1, 2015, out of the General Fund, the amount of \$3,000,000, to be allocated to the Department of Corrections for activating units at the Deer Ridge Correctional Institution to accommodate unexpected increases in the male prison population.

(2) If any of the moneys appropriated by subsection (1) of this section are not allocated by the Emergency Board prior to December 1, 2016, the moneys remaining on that date become available for any purpose for which the Emergency Board lawfully may allocate funds.

SECTION 42. (1) In addition to and not in lieu of any other appropriation, there is appropriated to the Emergency Board, for the biennium beginning July 1, 2015, out of the General Fund, the amount of \$2,000,000, to be allocated to the Department of Corrections for improvements for the Behavioral Health Unit at the Oregon State Penitentiary.

(2) If any of the moneys appropriated by subsection (1) of this section are not allocated by the Emergency Board prior to December 1, 2016, the moneys remaining on that date become available for any purpose for which the Emergency Board lawfully may allocate funds.

SECTION 43. Notwithstanding any other provision of law, the General Fund appropriation made to the Emergency Board by section 43 (1), chapter 837, Oregon Laws 2015, for the biennium beginning July 1, 2015, for compensation changes driven by collective bargaining for workers who are not state employees, is decreased by \$9,999,853.

SECTION 44. Notwithstanding any other law limiting expenditures, the limitation on expenditures established by section 2 (2), chapter 690, Oregon Laws 2015, for the biennium beginning July 1, 2015, as the maximum limit for payment of expenses from fees, moneys or other revenues, including Miscellaneous Receipts and including federal funds received from the Pacific Coastal Salmon Recovery Fund, but excluding lottery funds and federal funds not described in section 2, chapter 690, Oregon Laws 2015, collected or received by the State Department of Fish and Wildlife for the Wildlife Division, is increased by \$180,000 to continue the Sage-Grouse Initiative Program through June 30, 2017.

SECTION 45. (1) Notwithstanding any other law limiting expenditures, the limitation on expenditures established by section 2 (6), chapter 691, Oregon Laws 2015, for the biennium beginning July 1, 2015, as the maximum limit for payment of expenses from fees, moneys or other revenues, including Miscellaneous Receipts and including reimbursements from federal service agreements, but excluding lottery funds and federal funds not described in section 2, chapter 691, Oregon Laws 2015, collected or received by the Judicial Department, for the State Court Technology Fund, is increased by \$5,330,000.

(2) Notwithstanding any other law limiting expenditures, the limitation on expenditures established by section 2 (1), chapter 691, Oregon Laws 2015, for the biennium beginning July 1, 2015, as the maximum limit for payment of expenses from fees, moneys or other revenues, including Miscellaneous Receipts and including reimbursements from federal service agreements, but excluding lottery funds and federal funds not described in section 2, chapter 691, Oregon Laws 2015, collected or received by the Judicial Department, for operations, is increased by \$45,000.

(3) Notwithstanding any other law limiting expenditures, the limitation on expenditures established by section 2 (7), chapter 691, Oregon Laws 2015, for the biennium beginning July 1, 2015, as the maximum limit for payment of expenses from fees, moneys or other revenues, including Miscellaneous Receipts and including reimbursements from federal service agreements, but excluding lottery funds and federal funds not described in section 2, chapter 691, Oregon Laws 2015, collected or received by the Judicial Department, for the Oregon Courthouse Capital Construction and Improvement Fund, is increased by \$2,800,000 for planning and designing a new Lane County Courthouse facility.

SECTION 46. (1) Notwithstanding any other provision of law, the General Fund appropriation made to the Commission on Judicial Fitness and Disability by section 1 (2), chapter 93, Oregon Laws 2015, for the biennium beginning July 1, 2015, for extraordinary expenses, is increased by \$172,000.

(2) Notwithstanding any other provision of law, the General Fund appropriation made to the Judicial Department by section 1 (1), chapter 691, Oregon Laws 2015, for the biennium beginning July 1, 2015, for judicial compensation, is increased by \$630,000.

(3) Notwithstanding any other provision of law, the General Fund appropriation made to the Judicial Department by section 83 (4), chapter 837, Oregon Laws 2015, for the biennium beginning July 1, 2015, for distribution to the Oregon State Bar for funding of the Legal Services Program established under ORS 9.572, is increased by \$200,000 for services relating to housing issues.

SECTION 47. (1) Notwithstanding any other provision of law, the General Fund appropriation made to the Department of Corrections by section 1 (1), chapter 655, Oregon Laws 2015, for the biennium beginning July 1, 2015, for operations and health services, is increased by \$2,558,694.

(2) Notwithstanding any other provision of law, the General Fund appropriation made to the Department of Corrections by section 1 (1), chapter 655, Oregon Laws 2015, for the biennium beginning July 1, 2015, for operations and health services, is increased by \$800,454.

(3) Notwithstanding any other provision of law, the General Fund appropriation made to the Department of Corrections by section 1 (2), chapter 655, Oregon Laws 2015, for the

biennium beginning July 1, 2015, for administration, general services and human resources, is increased by \$2,339,103.

(4) Notwithstanding any other law limiting expenditures, the amount of \$2,094,636 is established for the biennium beginning July 1, 2015, as the maximum limit for payment of expenses from fees, moneys or other revenues, including Miscellaneous Receipts, but excluding lottery funds and federal funds, collected or received by the Department of Corrections for debt service.

(5) Notwithstanding any other provision of law, the General Fund appropriation made to the Department of Corrections by section 1 (3), chapter 655, Oregon Laws 2015, for the biennium beginning July 1, 2015, for offender management and rehabilitation, is decreased by \$1,009,135.

SECTION 48. Notwithstanding any other law limiting expenditures, the limitation on expenditures established by section 1, chapter 592, Oregon Laws 2015, for the biennium beginning July 1, 2015, as the maximum limit for payment of expenses from fees, moneys or other revenues, including Miscellaneous Receipts, but excluding lottery funds, federal funds and moneys described in section 3, chapter 592, Oregon Laws 2015, collected or received by the Department of Consumer and Business Services, is increased by \$172,026 to fund the reclassification of positions in the Building Codes Division, the Workers' Compensation Division and the Division of Financial Regulation.

SECTION 49. Notwithstanding any other law limiting expenditures, the limitation on expenditures established by section 1, chapter 592, Oregon Laws 2015, for the biennium beginning July 1, 2015, as the maximum limit for payment of expenses from fees, moneys or other revenues, including Miscellaneous Receipts, but excluding lottery funds, federal funds and moneys described in section 3, chapter 592, Oregon Laws 2015, collected or received by the Department of Consumer and Business Services, is increased by \$379,219 for the establishment of four permanent positions in the Building Codes Division.

SECTION 50. (1) Notwithstanding any other provision of law, the General Fund appropriation made to the Oregon Health Authority by section 1 (1), chapter 838, Oregon Laws 2015, for the biennium beginning July 1, 2015, for programs, is decreased by \$18,266,398.

(2) Notwithstanding any other provision of law, the General Fund appropriation made to the Oregon Health Authority by section 1 (2), chapter 838, Oregon Laws 2015, for the biennium beginning July 1, 2015, for central services, statewide assessments and enterprisewide costs, is increased by \$20,036,768.

(3) Notwithstanding any other provision of law, the General Fund appropriation made to the Oregon Health Authority by section 1 (4), chapter 838, Oregon Laws 2015, for the biennium beginning July 1, 2015, for debt service, is decreased by \$4,147,413.

SECTION 51. (1) Notwithstanding any other provision of law, the General Fund appropriation made to the Oregon Health Authority by section 21, chapter 537, Oregon Laws 2015, for the biennium beginning July 1, 2015, is decreased by \$3,094.

(2) Notwithstanding any other provision of law, the General Fund appropriation made to the Oregon Health Authority by section 18a, chapter 669, Oregon Laws 2015, for the biennium beginning July 1, 2015, is decreased by \$552,592.

(3) Notwithstanding any other provision of law, the General Fund appropriation made to the Oregon Health Authority by section 3, chapter 725, Oregon Laws 2015, for the biennium beginning July 1, 2015, is decreased by \$300,000.

(4) Notwithstanding any other provision of law, the General Fund appropriation made to the Oregon Health Authority by section 6, chapter 740, Oregon Laws 2015, for the biennium beginning July 1, 2015, is decreased by \$106,320.

(5) Notwithstanding any other provision of law, the General Fund appropriation made to the Oregon Health Authority by section 17, chapter 786, Oregon Laws 2015, for the biennium beginning July 1, 2015, is decreased by \$87,673.

(6) Notwithstanding any other provision of law, the General Fund appropriation made to the Oregon Health Authority by section 2, chapter 791, Oregon Laws 2015, for the biennium beginning July 1, 2015, is decreased by \$200,000.

(7) Notwithstanding any other provision of law, the General Fund appropriation made to the Oregon Health Authority by section 4, chapter 793, Oregon Laws 2015, for the biennium beginning July 1, 2015, is decreased by \$216,365.

(8) Notwithstanding any other provision of law, the General Fund appropriation made to the Oregon Health Authority by section 4, chapter 829, Oregon Laws 2015, for the biennium beginning July 1, 2015, is decreased by \$180,000.

(9) Notwithstanding any other provision of law, the General Fund appropriation made to the Oregon Health Authority by section 1, chapter 842, Oregon Laws 2015, for the biennium beginning July 1, 2015, is decreased by \$100,000.

(10) Notwithstanding any other provision of law, the General Fund appropriation made to the Oregon Health Authority by section 3, chapter 845, Oregon Laws 2015, for the biennium beginning July 1, 2015, is decreased by \$238,276.

SECTION 52. (1) Notwithstanding any other law limiting expenditures, the limitation on expenditures established by section 2 (1), chapter 838, Oregon Laws 2015, for the biennium beginning July 1, 2015, as the maximum limit for payment of expenses from fees, moneys or other revenues, including Miscellaneous Receipts, tobacco tax receipts, provider taxes, Medicare receipts and federal funds for indirect cost recovery, Supplemental Security Income recoveries, Women, Infants and Children Program food rebates, the Coordinated School Health Program, the Edward Byrne Memorial State and Local Law Enforcement Assistance Grant Program, homeland security and emergency preparedness and response services, but excluding lottery funds and federal funds not described in section 2, chapter 838, Oregon Laws 2015, collected or received by the Oregon Health Authority, for programs, is increased by \$74,003,062.

(2) Notwithstanding any other law limiting expenditures, the limitation on expenditures established by section 2 (2), chapter 838, Oregon Laws 2015, for the biennium beginning July 1, 2015, as the maximum limit for payment of expenses from fees, moneys or other revenues, including Miscellaneous Receipts, tobacco tax receipts, provider taxes, Medicare receipts and federal funds for indirect cost recovery, Supplemental Security Income recoveries, Women, Infants and Children Program food rebates, the Coordinated School Health Program, the Edward Byrne Memorial State and Local Law Enforcement Assistance Grant Program, homeland security and emergency preparedness and response services, but excluding lottery funds and federal funds not described in section 2, chapter 838, Oregon Laws 2015, collected or received by the Oregon Health Authority, for central services, statewide assessments and enterprise-wide costs, is increased by \$6,030,760.

(3) Notwithstanding any other law limiting expenditures, the limitation on expenditures established by section 2 (3), chapter 838, Oregon Laws 2015, for the biennium beginning July 1, 2015, as the maximum limit for payment of expenses from fees, moneys or other revenues, including Miscellaneous Receipts, tobacco tax receipts, provider taxes, Medicare receipts and federal funds for indirect cost recovery, Supplemental Security Income recoveries, Women, Infants and Children Program food rebates, the Coordinated School Health Program, the Edward Byrne Memorial State and Local Law Enforcement Assistance Grant Program, homeland security and emergency preparedness and response services, but excluding lottery funds and federal funds not described in section 2, chapter 838, Oregon Laws 2015, collected or received by the Oregon Health Authority, for shared administrative services, is increased by \$2,687,836.

(4) Notwithstanding any other law limiting expenditures, the limitation on expenditures established by section 2 (4), chapter 838, Oregon Laws 2015, for the biennium beginning July 1, 2015, as the maximum limit for payment of expenses from fees, moneys or other revenues, including Miscellaneous Receipts, tobacco tax receipts, provider taxes, Medicare receipts and

federal funds for indirect cost recovery, Supplemental Security Income recoveries, Women, Infants and Children Program food rebates, the Coordinated School Health Program, the Edward Byrne Memorial State and Local Law Enforcement Assistance Grant Program, homeland security and emergency preparedness and response services, but excluding lottery funds and federal funds not described in section 2, chapter 838, Oregon Laws 2015, collected or received by the Oregon Health Authority, for debt service, is increased by \$4,147,413.

SECTION 53. (1) Notwithstanding any other law limiting expenditures, the limitation on expenditures established by section 4 (1), chapter 838, Oregon Laws 2015, for the biennium beginning July 1, 2015, as the maximum limit for payment of expenses from federal funds, excluding federal funds described in section 2, chapter 838, Oregon Laws 2015, collected or received by the Oregon Health Authority, for programs, is increased by \$963,252,188.

(2) Notwithstanding any other law limiting expenditures, the limitation on expenditures established by section 4 (2), chapter 838, Oregon Laws 2015, for the biennium beginning July 1, 2015, as the maximum limit for payment of expenses from federal funds, excluding federal funds described in section 2, chapter 838, Oregon Laws 2015, collected or received by the Oregon Health Authority, for central services, statewide assessments and enterprise-wide costs, is increased by \$16,258,542.

SECTION 54. (1) Notwithstanding any other law limiting expenditures, the limitation on expenditures established by section 6, chapter 838, Oregon Laws 2015, for the biennium beginning July 1, 2015, as the maximum limit for payment of expenses by the Public Employees' Benefit Board from the Public Employees' Revolving Fund for benefit plan premiums and self-insurance, is increased by \$631,544.

(2) Notwithstanding any other law limiting expenditures, the limitation on expenditures established by section 7, chapter 838, Oregon Laws 2015, for the biennium beginning July 1, 2015, as the maximum limit for payment of expenses by the Oregon Educators Benefit Board from the Oregon Educators Revolving Fund for benefit plan premiums and self-insurance, is increased by \$219,256.

(3) Notwithstanding any other law limiting expenditures, the limitation on expenditures established by section 4, chapter 800, Oregon Laws 2015, for the biennium beginning July 1, 2015, as the maximum limit for payment of expenses by the Public Employees' Benefit Board from the Public Employees' Revolving Fund for benefit plan premiums and self-insurance, is decreased by \$631,544.

(4) Notwithstanding any other law limiting expenditures, the limitation on expenditures established by section 5, chapter 800, Oregon Laws 2015, for the biennium beginning July 1, 2015, as the maximum limit for payment of expenses by the Oregon Educators Benefit Board from the Oregon Educators Revolving Fund for benefit plan premiums and self-insurance, is decreased by \$219,256.

SECTION 55. Notwithstanding any other provision of law, the authorized appropriations and expenditure limitations for the biennium beginning July 1, 2015, for the Department of Human Services are changed by the amounts specified:

Agency/Program/Funds	2015 Oregon Laws Chapter/ Section	Adjustment
(1) Central services, statewide assessments and enterprise-wide costs, and program design services General Fund	Ch. 760 1(1)	+\$4,781,230

Other funds	Ch. 760 2(1)	+3,325,716
Federal funds	Ch. 760 3(1)	+3,023,140
(2) Child welfare, self-sufficiency and vocational rehabilitation services		
General Fund	Ch. 760 1(2)	-34,053,043
Other funds	Ch. 760 2(2)	+291,144
Federal funds	Ch. 760 3(2)	+10,276,461
(3) Aging and people with disabilities and intellectual/developmental disabilities programs		
General Fund	Ch. 760 1(3)	+66,633,029
Other funds	Ch. 760 2(3)	+17,160,303
Federal funds	Ch. 760 3(3)	+231,588,315
(4) Debt service		
General Fund	Ch. 760 1(4)	-839,543
(5) Shared services		
Other funds	Ch. 760 2(4)	-810,104

SECTION 56. (1) Notwithstanding any other provision of law, the General Fund appropriation made to the State Forestry Department by section 1 (3), chapter 809, Oregon Laws 2015, for the biennium beginning July 1, 2015, for debt service, is decreased by \$238,581.

(2) Notwithstanding any other law limiting expenditures, the limitation on expenditures established by section 2 (6), chapter 809, Oregon Laws 2015, as the maximum limit for payment of expenses from fees, moneys or other revenues, including Miscellaneous Receipts and including federal funds from the United States Forest Service for fire protection and for research projects, but excluding lottery funds and federal funds not described in section 2, chapter 809, Oregon Laws 2015, collected or received by the State Forestry Department for debt service, is decreased by \$726,392.

SECTION 57. Notwithstanding any other provision of law, the appropriation made by section 2 (2), chapter 485, Oregon Laws 2015, for the biennium beginning July 1, 2015, out of the modernization funds made available to the state on June 4, 2009, and July 16, 2009, under section 903(f) of the Social Security Act (42 U.S.C. 1103(f)), as amended, to be used under the direction of the Employment Department for the purposes of administering unemployment compensation law and public employment offices, and for debt service and capital improvements, is decreased by \$17,000,000.

SECTION 58. Notwithstanding any other provision of law, the General Fund appropriation made to the Water Resources Department by section 1, chapter 597, Oregon Laws 2015, for the biennium beginning July 1, 2015, is increased by \$705,288 for the purpose of facilitating the Greater Harney Valley Groundwater Study.

SECTION 59. Notwithstanding any other provision of law, the General Fund appropriation made to the Public Defense Services Commission by section 1 (3), chapter 615, Oregon Laws 2015, for the biennium beginning July 1, 2015, for the Contract and Business Services Division, is increased by \$18,834.

SECTION 60. Notwithstanding any other provision of law, the General Fund appropriation made to the Oregon Health Authority by section 1 (1), chapter 838, Oregon Laws 2015, for the biennium beginning July 1, 2015, for programs, is increased by \$900,000 for planning and start-up costs related to extending medical assistance to children not currently eligible.

SECTION 61. (1) Notwithstanding any other provision of law, the General Fund appropriation made to the Commission for the Blind by section 1, chapter 484, Oregon Laws 2015,

for the biennium beginning July 1, 2015, is increased by \$680,109 for the purchase of vending machine equipment for the commission's Business Enterprise Program.

(2) Notwithstanding any other law limiting expenditures, the limitation on expenditures established by section 2, chapter 484, Oregon Laws 2015, as the maximum limit for payment of expenses from fees, moneys or other revenues, including Miscellaneous Receipts, but excluding lottery funds and federal funds, collected or received by the Commission for the Blind, is increased by \$199,049 for the purchase of vending machine equipment for the commission's Business Enterprise Program.

(3) Notwithstanding any other law limiting expenditures, the limitation on expenditures established by section 3, chapter 484, Oregon Laws 2015, as the maximum limit for payment of expenses from federal funds collected or received by the Commission for the Blind, is increased by \$3,248,343 for the purchase of vending machine equipment for the commission's Business Enterprise Program.

SECTION 62. Notwithstanding any other provision of law, the General Fund appropriation made to the Department of Human Services by section 1 (2), chapter 760, Oregon Laws 2015, for the biennium beginning July 1, 2015, for child welfare, self-sufficiency and vocational rehabilitation services, is increased by \$130,000 for distribution to the Oregon Food Bank for a refrigerated truck.

SECTION 63. Notwithstanding any other provision of law, the General Fund appropriation made to the Emergency Board by section 2 (1), chapter 837, Oregon Laws 2015, for the biennium beginning July 1, 2015, is decreased by \$120,000,000.

SECTION 64. (1) Notwithstanding any other provision of law, the General Fund appropriation made to the Housing and Community Services Department by section 1, chapter 747, Oregon Laws 2015, for the biennium beginning July 1, 2015, is increased by \$10,000,000 for homelessness prevention and assistance services.

(2) Notwithstanding any other law limiting expenditures, the limitation established by section 2, chapter 747, Oregon Laws 2015, for the biennium beginning July 1, 2015, as the maximum limit for payment of expenses for operations, from fees, moneys or other revenues, including Miscellaneous Receipts and federal funds from the United States Department of Housing and Urban Development for contract services, but excluding lottery funds and federal funds not described in section 2, chapter 747, Oregon Laws 2015, collected or received by the Housing and Community Services Department, is increased by \$8,000,000 for homelessness prevention services provided through the Emergency Housing Assistance program.

SECTION 65. (1) Notwithstanding any other provision of law, the General Fund appropriation made to the Legislative Administration Committee by section 1 (1), chapter 772, Oregon Laws 2015, for the biennium beginning July 1, 2015, is increased by \$4,645,896.

(2) Notwithstanding any other provision of law, the General Fund appropriation made to the Legislative Administration Committee by section 1 (2), chapter 772, Oregon Laws 2015, for the biennium beginning July 1, 2015, is decreased by \$2,409,901.

(3) Notwithstanding any other provision of law, the General Fund appropriation made to the Legislative Assembly by section 4, chapter 772, Oregon Laws 2015, for the biennium beginning July 1, 2015, is decreased by \$1,073,181.

(4) Notwithstanding any other provision of law, the General Fund appropriation made to the Legislative Assembly by section 5 (1), chapter 772, Oregon Laws 2015, for the biennium beginning July 1, 2015, is decreased by \$47,875.

(5) Notwithstanding any other provision of law, the General Fund appropriation made to the Legislative Assembly by section 5 (2), chapter 772, Oregon Laws 2015, for the biennium beginning July 1, 2015, is decreased by \$611,818.

(6) Notwithstanding any other provision of law, the General Fund appropriation made to the Legislative Counsel Committee by section 8, chapter 772, Oregon Laws 2015, for the biennium beginning July 1, 2015, is decreased by \$422,416.

(7) Notwithstanding any other provision of law, the General Fund appropriation made to the Legislative Fiscal Officer by section 11 (1), chapter 772, Oregon Laws 2015, for the biennium beginning July 1, 2015, is decreased by \$105,588.

(8) Notwithstanding any other provision of law, the General Fund appropriation made to the Legislative Revenue Officer by section 12, chapter 772, Oregon Laws 2015, for the biennium beginning July 1, 2015, is increased by \$24,883.

(9) Notwithstanding any other law limiting expenditures, the limitation on expenditures established by section 2, chapter 772, Oregon Laws 2015, for the biennium beginning July 1, 2015, as the maximum limit for payment of expenses from fees, moneys, or other revenues, including Miscellaneous Receipts, but excluding lottery funds and federal funds, collected or received by the Legislative Administration Committee, is increased by \$2,409,941.

(10) Notwithstanding any other law limiting expenditures, the amount of \$300,000 is established for the biennium beginning July 1, 2015, as the maximum limit for payment of expenses from fees, moneys or other revenues, including Miscellaneous Receipts, but excluding lottery funds and federal funds, collected or received by the Legislative Administration Committee, for expenses related to the Oregon Capitol History Gateway from the Oregon Capitol History Gateway Fund.

(11) Notwithstanding any other law limiting expenditures, the amount of \$25,000 is established for the biennium beginning July 1, 2015, as the maximum limit for payment of expenses from fees, moneys or other revenues, including Miscellaneous Receipts, but excluding lottery funds and federal funds, collected or received by the Legislative Administration Committee, for expenses related to operations for the Oregon State Capitol Foundation from the Oregon State Capitol Foundation Operating Fund.

(12) Notwithstanding any other law limiting expenditures, the amount of \$460,000 is established for the biennium beginning July 1, 2015, as the maximum limit for payment of expenses for the costs of issuance of general obligation bonds sold pursuant to Article XI-Q of the Oregon Constitution from fees, moneys or other revenues, including Miscellaneous Receipts and reimbursements from federal service agreements, but excluding lottery funds and federal funds not described in this section, collected or received by the Legislative Administration Committee for the capital debt service and related costs program.

SECTION 66. Notwithstanding any other law limiting expenditures, the limitation established by section 7, chapter 817, Oregon Laws 2015, for the biennium beginning July 1, 2015, as the maximum limit for payment of expenses from fees, moneys or other revenues, including Miscellaneous Receipts, but excluding lottery funds and federal funds, collected or received by the Oregon Liquor Control Commission, is increased by \$1,117,762 for expenses related to the regulation of marijuana.

SECTION 67. In addition to and not in lieu of any other appropriation, there is appropriated to the State Forestry Department, for the biennium beginning July 1, 2015, out of the General Fund, the amount of \$704,286, for the purpose of implementing a procurement and payment system replacement.

SECTION 68. Notwithstanding any other law limiting expenditures, the limitation on expenditures established by section 2 (1), chapter 809, Oregon Laws 2015, as the maximum limit for payment of expenses from fees, moneys or other revenues, including Miscellaneous Receipts and including federal funds from the United States Forest Service for fire protection and for research projects, but excluding lottery funds and federal funds not described in section 2, chapter 809, Oregon Laws 2015, collected or received by the State Forestry Department, is increased by \$813,594 for the purpose of implementing a procurement and payment system replacement.

SECTION 69. Notwithstanding any other law limiting expenditures, the limitation on expenditures established by section 1, chapter 602, Oregon Laws 2015, for the biennium beginning July 1, 2015, as the maximum limit for payment of expenses from fees, moneys or other revenues, including Miscellaneous Receipts, but excluding lottery funds and federal funds,

collected or received by the Teacher Standards and Practices Commission, is increased by \$200,000 for expenses associated with standards and equity measures for teacher education program accreditation.

SECTION 70. (1) Notwithstanding any other law limiting expenditures, the limitation on expenditures established by section 2 (1), chapter 654, Oregon Laws 2015, for the biennium beginning July 1, 2015, as the maximum limit for payment of expenses from fees, moneys or other revenues, including Miscellaneous Receipts and federal funds received from charges, but excluding lottery funds and federal funds not described in section 2, chapter 654, Oregon Laws 2015, collected or received by the Oregon Department of Administrative Services, is increased by \$12,171,544 for departmental reorganization.

(2) Notwithstanding any other law limiting expenditures, the limitation on expenditures established by section 2 (3), chapter 654, Oregon Laws 2015, for the biennium beginning July 1, 2015, as the maximum limit for payment of expenses from fees, moneys or other revenues, including Miscellaneous Receipts and federal funds received from charges, but excluding lottery funds and federal funds not described in section 2, chapter 654, Oregon Laws 2015, collected or received by the Oregon Department of Administrative Services, is increased by \$29,841,240 for departmental reorganization.

(3) Notwithstanding any other law limiting expenditures, the limitation on expenditures established by section 2 (5), chapter 654, Oregon Laws 2015, for the biennium beginning July 1, 2015, as the maximum limit for payment of expenses from fees, moneys or other revenues, including Miscellaneous Receipts and federal funds received from charges, but excluding lottery funds and federal funds not described in section 2, chapter 654, Oregon Laws 2015, collected or received by the Oregon Department of Administrative Services, is decreased by \$39,863,385 for departmental reorganization.

(4) Notwithstanding any other law limiting expenditures, the limitation on expenditures established by section 2 (7), chapter 654, Oregon Laws 2015, for the biennium beginning July 1, 2015, as the maximum limit for payment of expenses from fees, moneys or other revenues, including Miscellaneous Receipts and federal funds received from charges, but excluding lottery funds and federal funds not described in section 2, chapter 654, Oregon Laws 2015, collected or received by the Oregon Department of Administrative Services, is increased by \$474,682 for departmental reorganization.

(5) Notwithstanding any other law limiting expenditures, the limitation on expenditures established by section 2 (9), chapter 654, Oregon Laws 2015, for the biennium beginning July 1, 2015, as the maximum limit for payment of expenses from fees, moneys or other revenues, including Miscellaneous Receipts and federal funds received from charges, but excluding lottery funds and federal funds not described in section 2, chapter 654, Oregon Laws 2015, collected or received by the Oregon Department of Administrative Services, is increased by \$644,351 for departmental reorganization.

SECTION 71. Notwithstanding any other law limiting expenditures, the limitation on expenditures established by section 13, chapter 766, Oregon Laws 2015, for the biennium beginning July 1, 2015, as the maximum limit for payment of expenses by the Oregon Department of Administrative Services from the Delinquent Accounts Administration Fund established by ORS 293.258 for purposes of administering ORS 293.226, 293.252, 293.254 and 293.256, is decreased by \$196,206 for delays in implementing the legislation.

SECTION 72. In addition to and not in lieu of any other appropriation, there is appropriated to the Oregon Department of Administrative Services, for the biennium beginning July 1, 2015, out of the General Fund, the following amounts for the following purposes:

- (1) Free bus passes for
state employees working
in the capitol mall area
and operation of a Park
and Ride Shuttle \$ 650,000

- (2) Willamette Falls Locks and Canal repairs..... \$ 500,000
- (3) Cornelius Place Project..... \$ 500,000
- (4) Medford Holly Theater restoration \$ 1,000,000
- (5) Commercial driver license loans..... \$ 250,000
- (6) Douglas County public safety cost reimbursement..... \$ 200,000
- (7) Cully Park..... \$ 300,000
- (8) Portland Playhouse renovation/restoration \$ 200,000

SECTION 73. Notwithstanding any other provision of law, the General Fund appropriation to the Higher Education Coordinating Commission by section 1 (10), chapter 642, Oregon Laws 2015, for the biennium beginning July 1, 2015, for public university statewide programs, is increased by the following amounts to be distributed to the following public universities for the following purposes:

- (1) Oregon State University for endophyte research..... \$ 100,000
- (2) Oregon State University for the Northwest National Marine Renewable Energy Center \$ 800,000
- (3) Oregon State University to establish an endowed scholarship for amyotrophic lateral sclerosis research..... \$ 100,000

SECTION 74. (1) Notwithstanding any other provision of law, the General Fund appropriation made to the State Department of Agriculture by section 1 (3), chapter 683, Oregon Laws 2015, for the biennium beginning July 1, 2015, for natural resources, is increased by \$539,338 for gypsy moth eradication activities.

(2) Notwithstanding any other law limiting expenditures, the limitation on expenditures established by section 4 (2), chapter 683, Oregon Laws 2015, for the biennium beginning July 1, 2015, as the maximum limit for payment of expenses from federal funds other than those described in section 2, chapter 683, Oregon Laws 2015, collected or received by the State Department of Agriculture, is increased by \$1,700,000 for gypsy moth eradication activities.

SECTION 75. Notwithstanding any other provision of law, the General Fund appropriation made to the Department of Environmental Quality by section 1 (1), chapter 593, Oregon Laws 2015, for the biennium beginning July 1, 2015, for air quality, is increased by \$230,000 to study a market-based approach to controlling greenhouse gas emissions by providing economic incentives for achieving emissions reductions.

SECTION 76. Notwithstanding any other law limiting expenditures, the limitation on expenditures established by section 1 (1), chapter 305, Oregon Laws 2015, for the biennium beginning July 1, 2015, as the maximum limit for payment of expenses from fees, moneys or other revenues, including Miscellaneous Receipts, but excluding lottery funds and federal funds, collected or received by the Public Utility Commission of Oregon, is increased by \$170,226 for the utility program.

SECTION 77. Notwithstanding any other provision of law, the General Fund appropriation made to the Department of Education by section 1, chapter 25, Oregon Laws 2015, for the biennium beginning July 1, 2015, for the State School Fund, is decreased by \$39,553,391.

SECTION 78. Notwithstanding any other law limiting expenditures, the limitation on expenditures established by section 2, chapter 25, Oregon Laws 2015, for the biennium begin-

ning July 1, 2015, as the maximum limit for payment of expenses from lottery moneys allocated from the Administrative Services Economic Development Fund to the Department of Education for the State School Fund, is increased by \$39,553,391.

SECTION 79. Notwithstanding any other provision of law, the General Fund appropriation made to the Emergency Board by section 3, chapter 759, Oregon Laws 2015, for the biennium beginning July 1, 2015, to be allocated to the Department of Education for the mixed delivery preschool program described in ORS 329.172, is decreased by \$17,540,357.

SECTION 80. In addition to and not in lieu of any other appropriation, there is appropriated to the Department of Education, for the biennium beginning July 1, 2015, out of the General Fund, the amount of \$17,540,357 for the mixed delivery preschool program described in ORS 329.172.

SECTION 81. Notwithstanding any other provision of law, the General Fund appropriation made to the Emergency Board by section 5 (1), chapter 781, Oregon Laws 2015, for the biennium beginning July 1, 2015, to be allocated to the Higher Education Coordinating Commission for the purpose of implementing the recommendations developed under section 3, chapter 781, Oregon Laws 2015, is decreased by \$6,865,921.

SECTION 82. Notwithstanding any other law limiting expenditures, the limitation on expenditures established by section 5 (1), chapter 642, Oregon Laws 2015, for the biennium beginning July 1, 2015, as the maximum limit for payment of expenses from fees, moneys or other revenues, including Miscellaneous Receipts, but excluding lottery funds and federal funds, collected or received by the Higher Education Coordinating Commission, for operations, degree authorization and private career schools, is increased by \$804,506 for the costs of issuing of bonds.

SECTION 83. Notwithstanding any other provision of law, the General Fund appropriation made to the Department of Education to be distributed as grants-in-aid, for program costs and to purchase services, by section 2 (5), chapter 759, Oregon Laws 2015, for the biennium beginning July 1, 2015, for other grant-in-aid programs, is increased by \$95,000 for a grant for the World of Speed high school automotive career technical education program.

SECTION 84. In addition to and not in lieu of any other appropriation, there is appropriated to the Chief Education Office, for the biennium beginning July 1, 2015, out of the General Fund, the amount of \$5,505,280 for the Statewide Longitudinal Data System.

SECTION 85. Notwithstanding any other provision of law, the General Fund appropriation made to the Department of Education to be distributed as grants-in-aid, for program costs and to purchase services, by section 2 (5), chapter 759, Oregon Laws 2015, for the biennium beginning July 1, 2015, for other grant-in-aid programs, is increased by \$400,000 for grants to improve the cultural competence of educators and to ensure educators are trained in culturally relevant educational practices.

SECTION 86. (1) The allocation to the Department of State Police of moneys deposited into the Watershed Conservation Operating Fund by section 1, chapter 659, Oregon Laws 2015, to be transferred by the Oregon Watershed Enhancement Board for fish and wildlife activities to implement Article XV, section 4b, of the Oregon Constitution, is increased by \$169,055.

(2) The allocation to the State Department of Fish and Wildlife of moneys deposited into the Watershed Conservation Operating Fund by section 2, chapter 659, Oregon Laws 2015, to be transferred by the Oregon Watershed Enhancement Board for activities and projects to implement Article XV, section 4b, of the Oregon Constitution, is increased by \$164,835.

(3) The allocation to the State Department of Agriculture of moneys deposited into the Watershed Conservation Operating Fund by section 3, chapter 659, Oregon Laws 2015, to be transferred by the Oregon Watershed Enhancement Board for activities and projects to implement Article XV, section 4b, of the Oregon Constitution, is increased by \$201,633.

(4) The allocation to the Department of Environmental Quality of moneys deposited into the Watershed Conservation Operating Fund by section 4, chapter 659, Oregon Laws 2015,

to be transferred by the Oregon Watershed Enhancement Board for activities and projects to implement Article XV, section 4b, of the Oregon Constitution, is increased by \$139,017.

SECTION 87. Notwithstanding any other provision of law, the General Fund appropriation made to the Emergency Board by section 1, chapter 837, Oregon Laws 2015, for the biennium beginning July 1, 2015, is increased by \$2,000,000 for general government purposes.

SECTION 88. Notwithstanding any other law limiting expenditures, the limitation on expenditures established by section 2, chapter 747, Oregon Laws 2015, for the biennium beginning July 1, 2015, as the maximum limit for payment of expenses for operations, from fees, moneys or other revenues, including Miscellaneous Receipts and federal funds from the United States Department of Housing and Urban Development for contract services, but excluding lottery funds and federal funds not described in section 2, chapter 747, Oregon Laws 2015, collected or received by the Housing and Community Services Department, is increased by \$2,554,868 for preservation of existing affordable housing and cost of issuance.

SECTION 89. (1) Notwithstanding any other law limiting expenditures, the limitation on expenditures established by section 1 (1), chapter 595, Oregon Laws 2015, for the biennium beginning July 1, 2015, as the maximum limit for payment of expenses from fees, moneys or other revenues, including Miscellaneous Receipts, but excluding lottery funds and federal funds, collected or received by the Public Employees Retirement System, is increased by \$1,255,601 for the Information Technology Division for the individual account program project.

(2) Notwithstanding any other law limiting expenditures, the limitation on expenditures established by section 1 (1), chapter 595, Oregon Laws 2015, for the biennium beginning July 1, 2015, as the maximum limit for payment of expenses from fees, moneys or other revenues, including Miscellaneous Receipts, but excluding lottery funds and federal funds, collected or received by the Public Employees Retirement System, is increased by \$1,659,976 for the Information Technology Division for the technology debt project.

SECTION 90. Notwithstanding any other law limiting expenditures, the limitation on expenditures established by section 4, chapter 837, Oregon Laws 2015, for the biennium beginning July 1, 2015, as the maximum limit for payment of expenses from fees, moneys or other revenues, including Miscellaneous Receipts and reimbursements from federal service agreements, but excluding lottery funds and federal funds not described in section 4, chapter 837, Oregon Laws 2015, collected or received by the Department of Revenue, is increased by \$874,747 for the core system replacement project.

SECTION 91. Notwithstanding any other law limiting expenditures, the limitation on expenditures established by section 5 (8), chapter 761, Oregon Laws 2015, for the biennium beginning July 1, 2015, as the maximum limit for payment of expenses from fees, moneys or other revenues, including Miscellaneous Receipts and federal funds received as reimbursement from the United States Department of Transportation, but excluding lottery funds and federal funds not described in section 5, chapter 761, Oregon Laws 2015, collected or received by the Department of Transportation, for the local government program, is increased by \$2,051,804 for the Juntura Cut-Off Road project and the cost of issuing bonds.

SECTION 92. Notwithstanding any other provision of law, the General Fund appropriation made to the Department of Education to be distributed as grants-in-aid, for program costs and to purchase services, by section 2 (7), chapter 759, Oregon Laws 2015, for the biennium beginning July 1, 2015, for other early learning programs, is increased by \$300,000 for relief nurseries.

SECTION 93. Notwithstanding any other law limiting expenditures, the amount of \$80,000 is established for the biennium beginning July 1, 2015, as the maximum limit for payment of expenses for the costs of issuance of general obligation bonds sold pursuant to Article XI-Q of the Oregon Constitution from fees, moneys, or other revenues, including Miscellaneous Receipts and reimbursements from federal service agreements, but excluding lottery

funds and federal funds not described in this section, collected or received by the Oregon Military Department for the capital debt service and related costs program.

SECTION 94. (1) Notwithstanding any other provision of law, the General Fund appropriation made to the Department of Justice by section 1 (7), chapter 692, Oregon Laws 2015, for the biennium beginning July 1, 2015, for debt service and related costs, is increased by \$1,161,194 for capital debt service and related costs for outstanding general obligation bonds sold pursuant to Article XI-Q of the Oregon Constitution for the child support enforcement automated system.

(2) In addition to and not in lieu of any other appropriation, there is appropriated to the Department of Justice, for the biennium beginning July 1, 2015, out of the General Fund, the amount of \$34,683 for debt service, related costs and interest costs related to a State Treasury loan for the child support enforcement automated system.

SECTION 95. (1) Notwithstanding any other law limiting expenditures, the limitation on expenditures established by section 12, chapter 837, Oregon Laws 2015, for the biennium beginning July 1, 2015, as the maximum limit for payment of expenses for costs of issuance of general obligation bonds sold pursuant to Article XI-Q of the Oregon Constitution from fees, moneys or other revenues, including Miscellaneous Receipts and reimbursements from federal service agreements, but excluding lottery funds and federal funds not described in section 12, chapter 837, Oregon Laws 2015, collected or received by the Department of Justice for capital debt service and related costs for the child support enforcement automated system in the debt service and related costs program, is increased by \$123,240.

(2) Notwithstanding any other law limiting expenditures, the limitation on expenditures established by section 10, chapter 837, Oregon Laws 2015, for the biennium beginning July 1, 2015, for the child support enforcement automated system in the child support enforcement automated program, as the maximum limit for payment of expenses from fees, moneys or other revenues, including Miscellaneous Receipts and reimbursements from federal service agreements, but excluding lottery funds and federal funds not described in section 10, chapter 837, Oregon Laws 2015, collected or received by the Department of Justice, is increased by \$3,086,760.

SECTION 96. Notwithstanding any other law limiting expenditures, the limitation on expenditures established by section 2 (1), chapter 760, Oregon Laws 2015, for the biennium beginning July 1, 2015, as the maximum limit for payment of expenses from fees, moneys or other revenues, including Miscellaneous Receipts and Medicare receipts and including federal funds for indirect cost recovery, Social Security Supplemental Security Income recoveries and the Child Care and Development Fund, but excluding lottery funds and federal funds not described in section 2, chapter 760, Oregon Laws 2015, collected or received by the Department of Human Services, for central services, statewide assessments and enterprise-wide costs, and program design services, is increased by \$7,590,000 for the integrated eligibility determination system.

SECTION 97. Notwithstanding any other law limiting expenditures, the limitation on expenditures established by section 3 (1), chapter 760, Oregon Laws 2015, for the biennium beginning July 1, 2015, as the maximum limit for payment of expenses from federal funds, excluding federal funds described in section 2, chapter 760, Oregon Laws 2015, collected or received by the Department of Human Services, for central services, statewide assessments and enterprise-wide costs, and program design services, is increased by \$40,872,563 for the integrated eligibility determination system.

SECTION 98. Notwithstanding any other provision of law, the General Fund appropriation made to the Oregon Education Investment Board by section 1, chapter 686, Oregon Laws 2015, for the biennium beginning July 1, 2015, is increased by \$1,000,000 for student transitional services and supports between secondary and post-secondary education.

SECTION 99. Notwithstanding any other provision of law, the General Fund appropriation made to the Higher Education Coordinating Commission by section 1 (1), chapter 642, Oregon

Laws 2015, for the biennium beginning July 1, 2015, for Higher Education Coordinating Commission operations, is increased by \$50,000 for student transitional services and supports between secondary and post-secondary education.

SECTION 100. Notwithstanding any other provision of law, the General Fund appropriation made to the Higher Education Coordinating Commission by section 1 (5), chapter 642, Oregon Laws 2015, for the biennium beginning July 1, 2015, for the Community College Support Fund for distribution to community colleges and community college service districts, is increased by \$1,200,000 for student transitional services and supports between secondary and post-secondary education.

SECTION 101. Notwithstanding any other provision of law, the General Fund appropriation made to the Higher Education Coordinating Commission by section 1 (3), chapter 642, Oregon Laws 2015, for the biennium beginning July 1, 2015, for Office of Student Access and Completion operations, is increased by \$325,000 for student transitional services and supports between secondary and post-secondary education.

SECTION 102. Notwithstanding any other provision of law, the General Fund appropriation made to the Department of Education to be distributed as grants-in-aid, for program costs and to purchase services, by section 2 (5), chapter 759, Oregon Laws 2015, for the biennium beginning July 1, 2015, for other grant-in-aid programs, is increased by \$1,400,000 for student transitional services and supports between secondary and post-secondary education.

SECTION 103. Notwithstanding any other provision of law, the General Fund appropriation made to the Department of Education by section 1 (1), chapter 759, Oregon Laws 2015, for the biennium beginning July 1, 2015, for operations, is increased by \$50,000 for student transitional services and supports between secondary and post-secondary education.

SECTION 104. Notwithstanding any other provision of law, the General Fund appropriation made to the Department of Education to be distributed as grants-in-aid, for program costs and to purchase services, by section 2 (5), chapter 759, Oregon Laws 2015, for the biennium beginning July 1, 2015, for other grant-in-aid programs, is increased by \$260,000 for the Burnt River Integrated Agriculture Science Research Ranch project.

SECTION 105. Notwithstanding any other law limiting expenditures, the limitation on expenditures established by section 2 (1), chapter 838, Oregon Laws 2015, for the biennium beginning July 1, 2015, as the maximum limit for payment of expenses from fees, moneys or other revenues, including Miscellaneous Receipts, tobacco tax receipts, provider taxes, Medicare receipts and federal funds for indirect cost recovery, Supplemental Security Income recoveries, Women, Infants and Children Program food rebates, the Coordinated School Health Program, the Edward Byrne Memorial State and Local Law Enforcement Assistance Grant Program, homeland security and emergency preparedness and response services, but excluding lottery funds and federal funds not described in section 2, chapter 838, Oregon Laws 2015, collected or received by the Oregon Health Authority, for programs, is increased by \$3,974,842 for a youth marijuana-use prevention pilot project.

SECTION 106. Notwithstanding any other provision of law, the General Fund appropriation made to the Oregon Health Authority by section 1 (1), chapter 838, Oregon Laws 2015, for the biennium beginning July 1, 2015, for programs, is increased by \$2,000,000 for the Medicaid Primary Care Loan Repayment Program.

SECTION 107. Notwithstanding any other law limiting expenditures, the limitation on expenditures established by section 2 (1), chapter 809, Oregon Laws 2015, for the biennium beginning July 1, 2015, as the maximum limit for payment of expenses from fees, moneys or other revenues, including Miscellaneous Receipts and including federal funds from the United States Forest Service for fire protection and for research projects, but excluding lottery funds and federal funds not described in section 2, chapter 809, Oregon Laws 2015, collected or received by the State Forestry Department, is increased by \$45,000 for the payment of bond issuance costs.

SECTION 108. (1) Notwithstanding any other law limiting expenditures, the limitation on expenditures established by section 3, chapter 592, Oregon Laws 2015, for the biennium beginning July 1, 2015, as the maximum limit for payment of expenses by the Department of Consumer and Business Services from the Health Insurance Exchange Fund established by ORS 741.102, is decreased by \$321,655 for position adjustments in the Oregon Health Insurance Marketplace and Shared Services divisions.

(2) Notwithstanding any other law limiting expenditures, the limitation on expenditures established by section 3, chapter 592, Oregon Laws 2015, for the biennium beginning July 1, 2015, as the maximum limit for payment of expenses by the Department of Consumer and Business Services from the Health Insurance Exchange Fund established by ORS 741.102, is decreased by \$6,400,000 to reconcile the Oregon Health Insurance Marketplace division budget with actual and anticipated expenditures.

(3) Notwithstanding any other law limiting expenditures, the limitation on expenditures established by section 3, chapter 592, Oregon Laws 2015, for the biennium beginning July 1, 2015, as the maximum limit for payment of expenses by the Department of Consumer and Business Services from the Health Insurance Exchange Fund established by ORS 741.102, is increased by \$1,732,528 for marketing and outreach activities related to the Oregon Health Insurance Marketplace.

SECTION 109. (1) In addition to and not in lieu of any other appropriation, there is appropriated to the Emergency Board, for the biennium beginning July 1, 2015, out of the General Fund, the amount of \$2,000,000 to be allocated to state agencies, or to state agencies for transfer to local government entities, for costs related to the armed occupation of the Malheur National Wildlife Refuge.

(2) If any of the moneys appropriated by subsection (1) of this section are not allocated by the Emergency Board prior to December 1, 2016, the moneys remaining on that date become available for any purpose for which the Emergency Board lawfully may allocate funds.

SECTION 110. Notwithstanding any other law limiting expenditures, the limitation on expenditures established by section 2 (4), chapter 654, Oregon Laws 2015, for the biennium beginning July 1, 2015, as the maximum limit for payment of expenses from fees, moneys or other revenues, including Miscellaneous Receipts and federal funds received from charges, but excluding lottery funds and federal funds not described in section 2, chapter 654, Oregon Laws 2015, collected or received by the Oregon Department of Administrative Services for the Chief Human Resource Office, is increased by \$453,681 for the human resources information system replacement project.

SECTION 111. Notwithstanding any other law limiting expenditures, the amount of \$3,059,680 is established for the biennium beginning July 1, 2015, as the maximum limit for payment of expenses from bond proceeds and other revenues, including Miscellaneous Receipts, but excluding lottery funds and federal funds, collected or received by the Oregon Department of Administrative Services, for the Warrenton dock rebuilding project.

SECTION 112. Notwithstanding any other law limiting expenditures, the limitation on expenditures established by section 2 (11), chapter 654, Oregon Laws 2015, for the biennium beginning July 1, 2015, as the maximum limit for payment of expenses from fees, moneys or other revenues, including Miscellaneous Receipts and federal funds received from charges, but excluding lottery funds and federal funds not described in section 2, chapter 654, Oregon Laws 2015, collected or received by the Oregon Department of Administrative Services, for principal and interest payments for outstanding Article XI-O bonds, is increased by \$55,000 for the cost of issuing bonds.

SECTION 113. Notwithstanding any other provision of law, the General Fund appropriation made to the Department of State Police by section 1 (4), chapter 696, Oregon Laws 2015, for the biennium beginning July 1, 2015, for administrative services, agency support, criminal justice information services and the office of the State Fire Marshal, is increased by \$1,000,000 for increased capacity in the Firearms Instant Check System program.

SECTION 114. In addition to and not in lieu of any other appropriation, there is appropriated to the Secretary of State, for the biennium beginning July 1, 2015, out of the General Fund, the amount of \$347,900 for replacement of the Oregon Elections System for Tracking and Reporting Election Night Reporting module.

SECTION 115. Notwithstanding any other provision of law, the General Fund appropriation made to the Department of Environmental Quality by section 1 (1), chapter 593, Oregon Laws 2015, for the biennium beginning July 1, 2015, for air quality, is increased by \$2,500,000, for activities related to industrial emissions of air toxics.

SECTION 116.

(1) ADMINISTRATION.

Agency/Program/Funds	2015 Oregon Laws Chapter/ Section	Adjustment
Oregon Department of Administrative Services:		
General Fund	Ch. 654 1(1)	+\$5,540
Other funds	Ch. 654 2(1)	+243,701
Other funds	Ch. 654 2(2)	+496,265
Other funds	Ch. 654 2(3)	+348,465
Other funds	Ch. 654 2(4)	+321,019
Other funds	Ch. 654 2(5)	+1,775,505
Other funds	Ch. 654 2(6)	+1,136,286
Other funds	Ch. 654 2(7)	+1,826,025
Other funds	Ch. 654 2(8)	+223,563
Other funds	Ch. 654 2(9)	+144,194
Employment Relations Board:		
General Fund	Ch. 406 1	+67,923
Other funds	Ch. 406 3	+51,570
Office of Governor:		
General Fund	Ch. 810 1	+325,461
Lottery funds	Ch. 810 3	+150,633
Other funds	Ch. 810 4	+97,239
Oregon Advocacy Commissions Office:		
General Fund	Ch. 375 1	+24,295
Department of Revenue:		
General Fund	Ch. 596 1(1)	+1,378,547
General Fund	Ch. 596 1(2)	+461,663
General Fund	Ch. 596 1(3)	+2,803,224
General Fund	Ch. 596 1(4)	+833,171
General Fund	Ch. 596 1(6)	+22,460
Other funds	Ch. 596 2(1)	+176,875
Other funds	Ch. 596 2(2)	+175,394
Other funds	Ch. 596 2(3)	+56,495
Other funds	Ch. 596 2(4)	+649,514
Other funds	Ch. 596 2(6)	+70,910

Other funds	Ch. 837 4	+498,769
Secretary of State:		
General Fund	Ch. 688 1(1)	+32,532
General Fund	Ch. 688 1(2)	+146,299
Other funds	Ch. 688 2(1)	+485,972
Other funds	Ch. 688 2(3)	+819,886
Other funds	Ch. 688 2(4)	+165,653
Other funds	Ch. 688 2(5)	+200,977
Federal funds	Ch. 688 3	+34,987
State Treasurer:		
Other funds	Ch. 689 1(1)	+1,520,359
Other funds	Ch. 689 1(2)	+35,444
General Fund	Ch. 557 12(2)	+18,956
General Fund	Ch. 843 24	+10,748
Oregon Government		
Ethics Commission:		
Other funds	Ch. 465 1(1)	+68,950
Public Employees		
Retirement System:		
Other funds	Ch. 595 1(1)	+2,990,840
State Library:		
General Fund	Ch. 407 1	+90,477
Other funds	Ch. 407 3	+212,582
Federal funds	Ch. 407 4	+59,789
Oregon Liquor Control		
Commission:		
Other funds	Ch. 600 1(1)	+1,624,635
Other funds	Ch. 817 7	+250,250
Oregon Racing Commission:		
Other funds	Ch. 306 1	+82,263

(2) CONSUMER AND BUSINESS SERVICES.

Agency/Program/Funds	2015 Oregon Laws Chapter/ Section	Adjustment
Oregon Board of Licensed Professional Counselors and Therapists:		
Other funds	Ch. 331 1	+\$34,966
State Board of Tax Practitioners:		
Other funds	Ch. 336 1	+25,337
Oregon Board of Accountancy:		
Other funds	Ch. 302 1	+52,370
State Board of Psychologist Examiners:		

Other funds	Ch. 334 1	+38,365
State Board of Licensed Social Workers:		
Other funds	Ch. 376 1	+28,994
Department of Consumer and Business Services:		
Other funds	Ch. 592 1	+7,241,832
Federal funds	Ch. 592 2	+889,066
Other funds	Ch. 592 3	+327,039
State Board of Chiropractic Examiners:		
Other funds	Ch. 330 1	+42,477
Health-related licensing boards:		
Other funds	Ch. 192 1	+54,759
Other funds	Ch. 192 2	+27,266
Other funds	Ch. 192 3	+19,114
Other funds	Ch. 192 4	+16,554
Other funds	Ch. 192 5	+18,523
Other funds	Ch. 192 6	+33,176
Oregon Board of Dentistry:		
Other funds	Ch. 191 1	+57,833
Bureau of Labor and Industries:		
General Fund	Ch. 693 1	+442,755
Other funds	Ch. 693 2	+257,858
Federal funds	Ch. 693 4	+60,494
Oregon Medical Board:		
Other funds	Ch. 409 1	+336,101
Oregon State Board of Nursing:		
Other funds	Ch. 439 1	+307,610
State Board of Pharmacy:		
Other funds	Ch. 410 1	+200,825
Public Utility Commission:		
Other funds	Ch. 305 1(1)	+650,882
Other funds	Ch. 305 1(2)	+64,592
Other funds	Ch. 305 1(3)	+388,831
Other funds	Ch. 305 1(4)	+27,003
Federal funds	Ch. 305 2	+28,189
Construction Contractors Board:		
Other funds	Ch. 190 1	+392,637
Real Estate Agency:		
Other funds	Ch. 94 1	+261,787

(3) ECONOMIC AND COMMUNITY DEVELOPMENT.

2015
Oregon Laws

Agency/Program/Funds	Chapter/ Section	Adjustment
Oregon Business Development Department:		
General Fund	Ch. 694 1(1)	+\$48,711
Other funds	Ch. 694 2(1)	+159,130
Other funds	Ch. 694 2(2)	+258,259
Other funds	Ch. 694 2(3)	+75,395
Other funds	Ch. 694 2(4)	+62,115
Lottery funds	Ch. 694 3(1)	+334,709
Lottery funds	Ch. 694 3(2)	+185,866
Lottery funds	Ch. 694 3(6)	+19,482
Federal funds	Ch. 694 4(1)	+15,403
Federal funds	Ch. 694 4(2)	+51,923
Federal funds	Ch. 694 4(3)	+4,703
Department of Veterans' Affairs:		
General Fund	Ch. 616 1(1)	+254,426
Other funds	Ch. 616 3(1)	+507,396
Employment Department:		
Other funds	Ch. 485 1(1)	+4,015,462
Other funds	Ch. 485 1(2)	+322,436
Federal funds	Ch. 485 4	+4,731,211
General Fund	Ch. 682 10	+20,837
Housing and Community Services Department:		
General Fund	Ch. 747 1	+14,920
Other funds	Ch. 747 2	+812,590
Federal funds	Ch. 747 4	+187,384

(4) EDUCATION.

Agency/Program/Funds	2015 Oregon Laws Chapter/ Section	Adjustment
Oregon Education Investment Board:		
General Fund	Ch. 686 1	+\$112,268
Higher Education Coordinating Commission:		
General Fund	Ch. 642 1(1)	+268,503
General Fund	Ch. 642 1(2)	+151,054
General Fund	Ch. 642 1(3)	+126,060
General Fund	Ch. 642 1(9)	+25,281
Other funds	Ch. 642 5(1)	+86,262
Other funds	Ch. 642 5(2)	+62,669
Other funds	Ch. 642 5(3)	+51,296

Other funds	Ch. 642 5(4)	+27,144
Federal funds	Ch. 642 6(1)	+12,184
Federal funds	Ch. 642 6(2)	+211,307
Federal funds	Ch. 642 6(3)	+3,245
Federal funds	Ch. 642 6(4)	+15,550
Department of Education:		
General Fund	Ch. 759 1(1)	+1,520,883
General Fund	Ch. 759 1(2)	+400,453
Other funds	Ch. 759 4(1)	+642,114
Other funds	Ch. 759 4(2)	+54,214
Other funds	Ch. 759 4(3)	-7,272
Federal funds	Ch. 759 5(1)	+1,594,957
Federal funds	Ch. 759 5(2)	+22,621
Teacher Standards and Practices Commission		
Other funds	Ch. 602 1	+156,008

(5) HUMAN SERVICES.

2015		
Oregon Laws		
Chapter/		
Agency/Program/Funds	Section	Adjustment
Department of Human Services:		
General Fund	Ch. 760 1(1)	+\$4,331,697
General Fund	Ch. 760 1(2)	+17,584,480
General Fund	Ch. 760 1(3)	+5,554,164
Other funds	Ch. 760 2(1)	+88,941
Other funds	Ch. 760 2(2)	-216,198
Other funds	Ch. 760 2(3)	+20,572
Other funds	Ch. 760 2(4)	+4,845,449
Federal funds	Ch. 760 3(1)	+4,358,044
Federal funds	Ch. 760 3(2)	+16,125,882
Federal funds	Ch. 760 3(3)	+7,947,153
Long Term Care Ombudsman:		
General Fund	Ch. 408 1(1)	+109,907
General Fund	Ch. 408 1(2)	+21,528
Other funds	Ch. 408 2	+17,958
Psychiatric Security Review Board:		
General Fund	Ch. 411 1	+84,012
Oregon Health Authority:		
General Fund	Ch. 838 1(1)	+19,014,935
General Fund	Ch. 838 1(2)	+1,802,966
Other funds	Ch. 838 2(1)	+3,814,143
Other funds	Ch. 838 2(2)	+484,768
Other funds	Ch. 838 2(3)	+3,775,032
Lottery funds	Ch. 838 3	+56,209
Federal funds	Ch. 838 4(1)	+7,182,802

Federal funds	Ch. 838 4(2)	+1,659,081
Commission for the Blind:		
General Fund	Ch. 484 1	+118,439
Other funds	Ch. 484 2	-7,604
Federal funds	Ch. 484 3	+258,991

(6) JUDICIAL.

Agency/Program/Funds	2015 Oregon Laws Chapter/ Section	Adjustment
Commission on Judicial Fitness and Disability:		
General Fund	Ch. 93 1(1)	+\$3,737
Judicial Department:		
General Fund	Ch. 691 1(1)	+1,649,338
General Fund	Ch. 691 1(2)	+5,813,034
General Fund	Ch. 691 1(3)	+96,887
Other funds	Ch. 691 2(1)	+564,326
Other funds	Ch. 691 2(2)	+2,296
Other funds	Ch. 691 2(4)	+23,680
Other funds	Ch. 691 3	+291,501
Federal funds	Ch. 691 4	+8,485
Public Defense Services Commission:		
General Fund	Ch. 615 1(1)	+328,472
General Fund	Ch. 615 1(3)	+96,756
Other funds	Ch. 615 2(2)	+13,140

(7) LEGISLATIVE BRANCH.

Agency/Program/Funds	2015 Oregon Laws Chapter/ Section	Adjustment
Legislative Counsel Committee:		
General Fund	Ch. 772 8	+\$227,337
Other funds	Ch. 772 9	+37,014
Legislative Revenue Officer:		
General Fund	Ch. 772 12	+56,281
Legislative Fiscal Officer:		
General Fund	Ch. 772 11(1)	+97,141
Other funds	Ch. 772 11(2)	+87,037
Legislative Assembly:		
General Fund	Ch. 772 4	+224,862

General Fund	Ch. 772 5(1)	+387,468
General Fund	Ch. 772 5(2)	+176,018
Other funds	Ch. 772 6	-1,822
Legislative Administration		
Committee:		
General Fund	Ch. 772 1(1)	+413,393
Other funds	Ch. 772 2	+14,668
Commission on Indian		
Services:		
General Fund	Ch. 772 13	+8,819

(8) NATURAL RESOURCES.

2015		
Oregon Laws		
Chapter/		
Agency/Program/Funds	Section	Adjustment
Department of State Lands:		
Other funds	Ch. 335 1(1)	+\$694,614
Other funds	Ch. 335 1(2)	+2,306
Other funds	Ch. 335 1(3)	+42,179
Federal funds	Ch. 335 2(2)	+57,065
General Fund	Ch. 804 13	+17,854
State Marine Board:		
Other funds	Ch. 601 1(1)	+188,740
Other funds	Ch. 601 1(2)	+39,499
Other funds	Ch. 601 1(3)	+64,023
Other funds	Ch. 601 1(4)	+25,379
Federal funds	Ch. 601 2(3)	+3,250
State Department of Energy:		
Other funds	Ch. 656 1	+788,707
Federal funds	Ch. 656 3	+58,876
Department of Environmental		
Quality:		
General Fund	Ch. 593 1(1)	+225,667
General Fund	Ch. 593 1(2)	+668,750
General Fund	Ch. 593 1(3)	+59,182
Other funds	Ch. 593 2(1)	+1,219,286
Other funds	Ch. 593 2(2)	+772,612
Other funds	Ch. 593 2(3)	+1,247,193
Other funds	Ch. 593 2(4)	+652,079
Lottery funds	Ch. 593 3	+139,017
Federal funds	Ch. 593 5(1)	+193,739
Federal funds	Ch. 593 5(2)	+283,209
Federal funds	Ch. 593 5(3)	+119,792
State Department of		
Agriculture:		
General Fund	Ch. 683 1(1)	+60,791
General Fund	Ch. 683 1(2)	+266,769

General Fund	Ch. 683 1(3)	+257,468
General Fund	Ch. 683 1(4)	+92,892
Other funds	Ch. 683 2(1)	+246,888
Other funds	Ch. 683 2(2)	+783,428
Other funds	Ch. 683 2(3)	+416,308
Other funds	Ch. 683 2(4)	+453,302
Lottery funds	Ch. 683 3	+201,633
Federal funds	Ch. 683 4(1)	+41,824
Federal funds	Ch. 683 4(2)	+107,025
Federal funds	Ch. 683 4(3)	+42,473
State Forestry Department:		
General Fund	Ch. 809 1(1)	+801,303
General Fund	Ch. 809 1(2)	+591,481
Other funds	Ch. 809 2(1)	+666,346
Other funds	Ch. 809 2(2)	+1,724,204
Other funds	Ch. 809 2(3)	+2,285,593
Other funds	Ch. 809 2(4)	+529,732
Other funds	Ch. 809 2(7)	+191,730
Federal funds	Ch. 809 4(1)	+33,730
Federal funds	Ch. 809 4(2)	+139,649
Federal funds	Ch. 809 4(3)	+9,798
Federal funds	Ch. 809 4(4)	+121,870
Lottery funds	Ch. 809 6	+72,136
State Department of Geology and Mineral Industries:		
General Fund	Ch. 657 1	+107,859
Other funds	Ch. 657 2(1)	+24,081
Other funds	Ch. 657 2(2)	+90,992
Federal funds	Ch. 657 3	+108,614
State Parks and Recreation Department:		
Other funds	Ch. 303 1(1)	+60,788
Other funds	Ch. 303 1(2)	+321,268
Other funds	Ch. 303 1(3)	+14,845
Other funds	Ch. 303 1(4)	+1,664,602
Other funds	Ch. 303 1(5)	+69,560
Lottery funds	Ch. 303 2(1)	+39,522
Lottery funds	Ch. 303 2(2)	+207,443
Lottery funds	Ch. 303 2(3)	+67,774
Lottery funds	Ch. 303 2(4)	+1,059,662
Lottery funds	Ch. 303 2(5)	+136,004
Federal funds	Ch. 303 4(1)	+9,023
Federal funds	Ch. 303 4(2)	+29,214
State Department of Fish and Wildlife:		
General Fund	Ch. 690 1(1)	+735,341
General Fund	Ch. 690 1(2)	+204,879
General Fund	Ch. 690 1(3)	+25,095
Other funds	Ch. 690 2(1)	+1,622,733
Other funds	Ch. 690 2(2)	+718,854
Other funds	Ch. 690 2(3)	+881,440
Other funds	Ch. 690 2(4)	+8,766

Lottery funds	Ch. 690 3(1)	+139,943
Lottery funds	Ch. 690 3(2)	+24,892
Federal funds	Ch. 690 4(1)	+2,753,962
Federal funds	Ch. 690 4(2)	+495,617
Federal funds	Ch. 690 4(3)	+90,460
Department of Land Conservation and Development:		
General Fund	Ch. 333 1(1)	+330,945
Other funds	Ch. 333 2	+24,420
Federal funds	Ch. 333 3	+137,441
Land Use Board of Appeals:		
General Fund	Ch. 193 1	+44,949
Water Resources Department:		
General Fund	Ch. 597 1	+832,523
Other funds	Ch. 597 3(1)	+302,247
Other funds	Ch. 597 3(2)	+5,777
Federal funds	Ch. 597 4	+9,935
Oregon Watershed Enhancement Board:		
Lottery funds	Ch. 659 5	+174,932
Other funds	Ch. 659 6(1)	+7,125
Federal funds	Ch. 659 7(1)	+94,659

(9) PUBLIC SAFETY.

Agency/Program/Funds	2015	
	Oregon Laws Chapter/Section	Adjustment
Department of Justice:		
General Fund	Ch. 692 1(2)	+\$25,051
General Fund	Ch. 692 1(3)	+107,721
General Fund	Ch. 692 1(4)	+88,044
General Fund	Ch. 692 1(6)	+664,377
Other funds	Ch. 692 2(1)	+954,172
Other funds	Ch. 692 2(2)	+672,060
Other funds	Ch. 692 2(3)	+1,793,255
Other funds	Ch. 692 2(4)	+268,045
Other funds	Ch. 692 2(5)	+117,323
Other funds	Ch. 692 2(6)	+1,401,015
Other funds	Ch. 692 2(7)	+931,335
Other funds	Ch. 692 2(8)	+647,395
Federal funds	Ch. 692 3(1)	+109,749
Federal funds	Ch. 692 3(2)	+45,285
Federal funds	Ch. 692 3(3)	+58,048
Federal funds	Ch. 692 3(4)	+2,643,135
Department of Justice, for district attorneys:		

General Fund	Ch. 332 1	+258,174
Oregon Criminal Justice Commission:		
General Fund	Ch. 606 1	+94,842
Federal funds	Ch. 606 3	+2,675
Oregon Military Department:		
General Fund	Ch. 594 1(1)	+96,440
General Fund	Ch. 594 1(2)	+177,487
General Fund	Ch. 594 1(3)	+56,618
Other funds	Ch. 594 2(1)	+86,227
Other funds	Ch. 594 2(2)	+136,457
Other funds	Ch. 594 2(3)	+167,945
Other funds	Ch. 594 2(4)	+87,681
Federal funds	Ch. 594 3(1)	+1,945,047
Federal funds	Ch. 594 3(2)	+218,172
Federal funds	Ch. 594 3(3)	+263,042
State Board of Parole and Post-Prison Supervision:		
General Fund	Ch. 304 1	+232,938
Department of State Police:		
General Fund	Ch. 696 1(1)	+2,952,078
General Fund	Ch. 696 1(2)	+294,251
General Fund	Ch. 696 1(3)	+1,222,668
General Fund	Ch. 696 1(4)	+1,415,666
Other funds	Ch. 696 2(1)	+525,329
Other funds	Ch. 696 2(2)	+243,151
Other funds	Ch. 696 2(3)	+20,700
Other funds	Ch. 696 2(4)	+1,100,860
Federal funds	Ch. 696 3(1)	-568
Federal funds	Ch. 696 3(2)	+15,674
Federal funds	Ch. 696 3(3)	-1,336
Federal funds	Ch. 696 3(4)	+6,929
Lottery funds	Ch. 696 4	+169,055
Department of Public Safety Standards and Training:		
Other funds	Ch. 658 2(1)	+1,105,518
Federal funds	Ch. 658 3	+20,305
Department of Corrections:		
General Fund	Ch. 655 1(1)	+27,996,865
General Fund	Ch. 655 1(2)	+2,665,898
General Fund	Ch. 655 1(3)	+1,305,023
General Fund	Ch. 655 1(4)	+572,456
Other funds	Ch. 655 2(1)	+183,067
Other funds	Ch. 655 2(2)	+265,796
Other funds	Ch. 655 2(4)	+1,142
Oregon Youth Authority:		
General Fund	Ch. 617 1(1)	+6,397,310
Other funds	Ch. 617 2	+73,651
Federal funds	Ch. 617 3	+218,727

(10) TRANSPORTATION.

Agency/Program/Funds	2015 Oregon Laws Chapter/ Section	Adjustment
Oregon Department of Aviation:		
Other funds	Ch. 329 1(1)	+\$105,459
Other funds	Ch. 329 1(2)	+3,555
Other funds	Ch. 329 1(3)	+15,933
Other funds	Ch. 329 1(4)	+1,341
Federal funds	Ch. 329 2(1)	+10,784
Department of Transportation:		
General Fund	Ch. 761 1	-122
Other funds	Ch. 761 5(2)	+8,027,827
Other funds	Ch. 761 5(3)	+688,049
Other funds	Ch. 761 5(4)	+813,044
Other funds	Ch. 761 5(5)	+1,061,787
Other funds	Ch. 761 5(6)	+1,183,368
Other funds	Ch. 761 5(7)	+3,921,560
Other funds	Ch. 761 5(8)	+209,086
Other funds	Ch. 761 5(9)	+4,996,971
Other funds	Ch. 761 5(10)	+2,007,317
Other funds	Ch. 761 5(11)	+1,761,859
Other funds	Ch. 761 5(13)	+167,285
Other funds	Ch. 761 5(14)	+271,022
Other funds	Ch. 761 5(15)	+112,419
Other funds	Ch. 761 5(16)	+4,028,697
Federal funds	Ch. 761 6(2)	-16,487
Federal funds	Ch. 761 6(3)	+23,238
Federal funds	Ch. 761 6(6)	+57,854

SECTION 117. This 2016 Act being necessary for the immediate preservation of the public peace, health and safety, an emergency is declared to exist, and this 2016 Act takes effect on its passage.

Passed by Senate March 1, 2016

.....
Lori L. Brocker, Secretary of Senate

.....
Peter Courtney, President of Senate

Passed by House March 2, 2016

.....
Tina Kotek, Speaker of House

Received by Governor:

.....M,....., 2016

Approved:

.....M,....., 2016

.....
Kate Brown, Governor

Filed in Office of Secretary of State:

.....M,....., 2016

.....
Jeanne P. Atkins, Secretary of State

Joint Committee On Ways and Means

Action: Do Pass The A-Eng Bill.

Action Date: 02/25/16

Vote:

House

Yeas: 11 - Buckley, Gomberg, Huffman, Komp, Nathanson, Rayfield, Read, Smith, Whisnant, Whitsett, Williamson

Exc: 1 - McLane

Senate

Yeas: 7 - Bates, Devlin, Johnson, Monroe, Roblan, Shields, Steiner Hayward

Nays: 4 - Girod, Hansell, Thomsen, Whitsett

Exc: 1 - Winters

Prepared By: Linda Ames and Theresa McHugh, Legislative Fiscal Office

Reviewed By: Daron Hill, Legislative Fiscal Office

Emergency Board; Various Agencies

Biennium: 2015-17

Budget Summary*

	2015-17 Legislatively Approved Budget	2016 Committee Recommendation	Committee Change from 2015-17 Leg. Approved	
			\$ Change	% Change
<u>Emergency Board</u>				
General Fund - General Purpose	\$ 30,000,000	\$ 32,000,000	\$ 2,000,000	6.7%
General Fund - Special Purpose Appropriations				
State Agencies for state employee compensation	\$ 120,000,000	\$ -	\$ (120,000,000)	-100.0%
State Agencies for non-state worker compensation	\$ 10,700,000	\$ 700,147	\$ (9,999,853)	-93.5%
State Agencies for education issues	\$ 3,000,000	\$ 1,626,121	\$ (1,373,879)	-45.8%
Dept. of Education - mixed delivery preschool program	\$ 17,540,357	\$ -	\$ (17,540,357)	-100.0%
HECC - college readiness program implementation	\$ 6,865,921	\$ -	\$ (6,865,921)	-100.0%
Dept. of Forestry - fire protection expenses	\$ 6,000,000	\$ 3,945,177	\$ (2,054,823)	-34.2%
Dept. of Revenue - Property Tax Division	\$ 1,836,836	\$ -	\$ (1,836,836)	-100.0%
Dept. of Corrections - Deer Ridge operations expenses	\$ -	\$ 3,000,000	\$ 3,000,000	100.0%
Dept. of Corrections - expenses related to mentally ill	\$ -	\$ 2,000,000	\$ 2,000,000	100.0%
Malheur Nat'l Wildlife Refuge expense reimbursement	\$ -	\$ 2,000,000	\$ 2,000,000	100.0%
<u>ADMINISTRATION PROGRAM AREA</u>				
<u>Department of Administrative Services</u>				
General Fund	\$ 12,468,238	\$ 16,073,778	\$ 3,605,540	28.9%
Other Funds	\$ 898,482,207	\$ 911,637,817	\$ 13,155,610	1.5%
<u>Advocacy Commissions Office</u>				
General Fund	\$ 602,262	\$ 626,557	\$ 24,295	4.0%
<u>Employment Relations Board</u>				
General Fund	\$ 2,393,033	\$ 2,460,956	\$ 67,923	2.8%
Other Funds	\$ 2,014,991	\$ 2,066,561	\$ 51,570	2.6%
<u>Oregon Government Ethics Commission</u>				
Other Funds	\$ 2,720,429	\$ 2,789,379	\$ 68,950	2.5%
<u>Office of the Governor</u>				
General Fund	\$ 12,448,211	\$ 12,773,672	\$ 325,461	2.6%
Lottery Funds	\$ 4,058,418	\$ 4,209,051	\$ 150,633	3.7%
Other Funds	\$ 3,152,058	\$ 3,249,297	\$ 97,239	3.1%

Budget Summary*

	2015-17 Legislatively Approved Budget	2016 Committee Recommendation	Committee Change from 2015-17 Leg. Approved	
			\$ Change	% Change
<u>Oregon Liquor Control Commission</u>				
Other Funds	\$ 178,713,603	\$ 181,706,250	\$ 2,992,647	1.7%
<u>Public Employees Retirement System,</u>				
Other Funds	\$ 95,161,904	\$ 107,769,491	\$ 12,607,587	13.2%
		\$ -		
<u>Racing Commission</u>				
Other Funds	\$ 6,193,966	\$ 6,276,229	\$ 82,263	1.3%
<u>Department of Revenue</u>				
General Fund	\$ 186,702,371	\$ 193,187,720	\$ 6,485,349	3.5%
Other Funds	\$ 130,931,438	\$ 134,486,949	\$ 3,555,511	2.7%
<u>Secretary of State</u>				
General Fund	\$ 9,422,659	\$ 9,949,390	\$ 526,731	5.6%
Other Funds	\$ 54,607,321	\$ 56,279,809	\$ 1,672,488	3.1%
Federal Funds	\$ 6,242,689	\$ 6,277,676	\$ 34,987	0.6%
<u>State Library</u>				
General Fund	\$ 3,536,497	\$ 3,626,974	\$ 90,477	2.6%
Other Funds	\$ 6,227,861	\$ 6,440,443	\$ 212,582	3.4%
Federal Funds	\$ 5,061,853	\$ 5,121,642	\$ 59,789	1.2%
<u>State Treasurer</u>				
General Fund	\$ 1,658,284	\$ 1,687,988	\$ 29,704	1.8%
Other Funds	\$ 61,114,368	\$ 62,170,171	\$ 1,055,803	1.7%
<u>CONSUMER AND BUSINESS SERVICES PROGRAM AREA</u>				
<u>State Board of Accountancy</u>				
Other Funds	\$ 2,454,268	\$ 2,506,638	\$ 52,370	2.1%

Budget Summary*

	2015-17 Legislatively Approved Budget	2016 Committee Recommendation	Committee Change from 2015-17 Leg. Approved	
			\$ Change	% Change
<u>Chiropractic Examiners Board</u>				
Other Funds	\$ 1,889,260	\$ 1,931,737	\$ 42,477	2.2%
<u>Consumer and Business Services</u>				
Other Funds	\$ 243,170,782	\$ 246,301,771	\$ 3,130,989	1.3%
Federal Funds	\$ 16,431,616	\$ 17,320,682	\$ 889,066	5.4%
<u>Construction Contractors Board</u>				
Other Funds	\$ 14,659,027	\$ 15,051,664	\$ 392,637	2.7%
<u>Board of Dentistry</u>				
Other Funds	\$ 2,985,971	\$ 3,043,804	\$ 57,833	1.9%
<u>Health Related Licensing Boards</u>				
Other Funds	\$ 5,707,058	\$ 5,876,450	\$ 169,392	3.0%
<u>Bureau of Labor and Industries</u>				
General Fund	\$ 12,563,620	\$ 12,892,771	\$ 329,151	2.6%
Other Funds	\$ 10,831,529	\$ 11,296,258	\$ 464,729	4.3%
Federal Funds	\$ 1,476,462	\$ 1,539,652	\$ 63,190	4.3%
<u>Licensed Professional Counselors and Therapists. Board of</u>				
Other Funds	\$ 1,505,938	\$ 1,540,904	\$ 34,966	2.3%
<u>Licensed Social Workers, Board of</u>				
Other Funds	\$ 1,471,646	\$ 1,500,640	\$ 28,994	2.0%
<u>Board of Medical Examiners</u>				
Other Funds	\$ 11,269,353	\$ 11,605,454	\$ 336,101	3.0%
<u>Board of Nursing</u>				
Other Funds	\$ 15,265,753	\$ 15,573,363	\$ 307,610	2.0%

Budget Summary*

	2015-17 Legislatively Approved Budget	2016 Committee Recommendation	Committee Change from 2015-17 Leg. Approved	
			\$ Change	% Change
<u>Board of Pharmacy</u>				
Other Funds	\$ 6,856,245	\$ 7,057,070	\$ 200,825	2.9%
<u>Psychologist Examiners Board</u>				
Other Funds	\$ 1,284,790	\$ 1,323,155	\$ 38,365	3.0%
<u>Public Utility Commission</u>				
Other Funds	\$ 44,128,339	\$ 45,429,873	\$ 1,301,534	2.9%
Federal Funds	\$ 698,049	\$ 726,238	\$ 28,189	4.0%
<u>Real Estate Agency</u>				
Other Funds	\$ 6,897,314	\$ 7,159,101	\$ 261,787	3.8%
<u>Tax Practitioners Board</u>				
Other Funds	\$ 1,235,571	\$ 1,260,908	\$ 25,337	2.1%
<u>ECONOMIC AND COMMUNITY DEVELOPMENT PROGRAM AREA</u>				
<u>Oregon Business Development Department</u>				
General Fund	\$ 16,845,486	\$ 15,565,790	\$ (1,279,696)	-7.6%
Lottery Funds	\$ 111,789,423	\$ 113,289,994	\$ 1,500,571	1.3%
Other Funds	\$ 293,644,535	\$ 295,973,576	\$ 2,329,041	0.8%
Other Funds Nonlimited	\$ 225,972,465	\$ 231,792,465	\$ 5,820,000	2.6%
Federal Funds	\$ 39,967,883	\$ 40,101,139	\$ 133,256	0.3%
<u>Employment Department</u>				
General Fund	\$ 6,112,818	\$ 6,133,655	\$ 20,837	0.3%
Other Funds	\$ 141,800,701	\$ 146,138,599	\$ 4,337,898	3.1%
Federal Funds	\$ 157,985,169	\$ 162,716,380	\$ 4,731,211	3.0%
<u>Housing and Community Services Department</u>				
General Fund	\$ 15,679,188	\$ 28,421,768	\$ 12,742,580	81.3%
Other Funds	\$ 212,088,734	\$ 223,456,192	\$ 11,367,458	5.4%
Federal Funds	\$ 119,926,854	\$ 120,114,238	\$ 187,384	0.2%

SB 5701 A

5 of 54

Budget Summary*

	2015-17 Legislatively Approved Budget	2016 Committee Recommendation	Committee Change from 2015-17 Leg. Approved	
			\$ Change	% Change
<u>Department of Veterans' Affairs</u>				
General Fund	\$ 12,748,351	\$ 13,002,777	\$ 254,426	2.0%
Other Funds	\$ 83,768,166	\$ 84,275,562	\$ 507,396	0.6%
Federal Funds	\$ 2,805,304	\$ 3,305,303	\$ 499,999	17.8%
<u>EDUCATION PROGRAM AREA</u>				
<u>Department of Education</u>				
General Fund	\$ 544,682,780	\$ 577,542,813	\$ 32,860,033	6.0%
Other Funds	\$ 273,993,743	\$ 277,228,514	\$ 3,234,771	1.2%
Federal Funds	\$ 1,026,393,576	\$ 1,038,273,634	\$ 11,880,058	1.2%
<u>State School Fund</u>				
General Fund	\$ 6,964,849,484	\$ 6,925,296,093	\$ (39,553,391)	-0.6%
Lottery Funds	\$ 408,150,516	\$ 447,703,907	\$ 39,553,391	9.7%
<u>Higher Education Coordinating Commission</u>				
General Fund	\$ 32,035,777	\$ 34,981,675	\$ 2,945,898	9.2%
Other Funds	\$ 30,509,613	\$ 31,541,490	\$ 1,031,877	3.4%
Federal Funds	\$ 111,680,983	\$ 111,923,269	\$ 242,286	0.2%
<u>State Support for Community Colleges</u>				
General Fund	\$ 589,305,847	\$ 596,555,847	\$ 7,250,000	1.2%
<u>State Support for Public Universities</u>				
General Fund	\$ 941,746,515	\$ 944,646,515	\$ 2,900,000	0.3%
<u>Chief Education Office</u>				
General Fund	\$ 6,239,594	\$ 12,857,142	\$ 6,617,548	106.1%
<u>Teacher Standards and Practices</u>				
Other Funds	\$ 6,155,894	\$ 6,511,902	\$ 356,008	5.8%

Budget Summary*

	2015-17 Legislatively Approved Budget	2016 Committee Recommendation	Committee Change from 2015-17 Leg. Approved	
			\$ Change	% Change
<u>HUMAN SERVICES PROGRAM AREA</u>				
<u>Commission for the Blind</u>				
General Fund	\$ 2,892,992	\$ 3,691,540	\$ 798,548	27.6%
Other Funds	\$ 992,094	\$ 1,183,539	\$ 191,445	19.3%
Federal Funds	\$ 12,319,703	\$ 15,827,037	\$ 3,507,334	28.5%
<u>Oregon Health Authority</u>				
General Fund	\$ 2,120,607,875	\$ 2,139,964,413	\$ 19,356,538	0.9%
Lottery Funds	\$ 11,292,544	\$ 11,348,753	\$ 56,209	0.5%
Other Funds	\$ 5,683,377,776	\$ 5,782,295,632	\$ 98,917,856	1.7%
Federal Funds	\$ 11,400,938,911	\$ 12,389,291,524	\$ 988,352,613	8.7%
<u>Department of Human Services</u>				
General Fund	\$ 2,700,922,689	\$ 2,765,044,703	\$ 64,122,014	2.4%
Other Funds	\$ 500,033,526	\$ 532,329,349	\$ 32,295,823	6.5%
Federal Funds	\$ 4,488,244,260	\$ 4,802,435,818	\$ 314,191,558	7.0%
<u>Long Term Care Ombudsman</u>				
General Fund	\$ 6,172,203	\$ 6,303,638	\$ 131,435	2.1%
Other Funds	\$ 719,522	\$ 737,480	\$ 17,958	2.5%
<u>Psychiatric Security Review Board</u>				
General Fund	\$ 2,604,005	\$ 2,688,017	\$ 84,012	3.2%
<u>JUDICIAL BRANCH</u>				
<u>Judicial Department</u>				
General Fund	\$ 424,653,443	\$ 433,042,702	\$ 8,389,259	2.0%
Other Funds	\$ 138,932,144	\$ 147,988,947	\$ 9,056,803	6.5%
Federal Funds	\$ 1,598,284	\$ 1,606,769	\$ 8,485	0.5%
<u>Commission on Judicial Fitness and Disability</u>				
General Fund	\$ 230,040	\$ 405,777	\$ 175,737	76.4%

Budget Summary*

	2015-17 Legislatively Approved Budget	2016 Committee Recommendation	Committee Change from 2015-17 Leg. Approved	
			\$ Change	% Change
<u>Public Defense Services Commission</u>				
General Fund	\$ 275,010,417	\$ 275,454,479	\$ 444,062	0.2%
Other Funds	\$ 3,833,764	\$ 3,846,904	\$ 13,140	0.3%
<u>LEGISLATIVE BRANCH</u>				
<u>Legislative Administration Committee</u>				
General Fund	\$ 34,865,791	\$ 37,515,179	\$ 2,649,388	7.6%
Other Funds	\$ 2,225,416	\$ 5,435,025	\$ 3,209,609	144.2%
<u>Legislative Assembly</u>				
General Fund	\$ 39,090,875	\$ 38,146,349	\$ (944,526)	-2.4%
Other Funds	\$ 225,352	\$ 223,530	\$ (1,822)	-0.8%
<u>Legislative Commission on Indian Services</u>				
General Fund	\$ 401,349	\$ 410,168	\$ 8,819	2.2%
<u>Legislative Counsel</u>				
General Fund	\$ 10,841,717	\$ 10,646,638	\$ (195,079)	-1.8%
Other Funds	\$ 1,515,091	\$ 1,552,105	\$ 37,014	2.4%
<u>Legislative Fiscal Office</u>				
General Fund	\$ 4,324,440	\$ 4,315,993	\$ (8,447)	-0.2%
Other Funds	\$ 3,443,858	\$ 3,530,895	\$ 87,037	2.5%
<u>Legislative Revenue Office</u>				
General Fund	\$ 2,414,923	\$ 2,496,087	\$ 81,164	3.4%
<u>NATURAL RESOURCES PROGRAM AREA</u>				
<u>State Department of Agriculture</u>				
General Fund	\$ 23,396,301	\$ 24,613,559	\$ 1,217,258	5.2%
Lottery Funds	\$ 6,289,958	\$ 6,491,591	\$ 201,633	3.2%
Other Funds	\$ 60,578,804	\$ 62,478,730	\$ 1,899,926	3.1%
Federal Funds	\$ 15,563,845	\$ 17,630,167	\$ 2,066,322	13.3%

Budget Summary*

	2015-17 Legislatively Approved Budget	2016 Committee Recommendation	Committee Change from 2015-17 Leg. Approved	
			\$ Change	% Change
<u>Columbia River Gorge Commission</u>				
General Fund	\$ 903,983	\$ 915,291	\$ 11,308	1.3%
Other Funds	\$ 5,000	\$ -	\$ (5,000)	-100.0%
<u>State Department of Energy</u>				
Other Funds	\$ 34,288,279	\$ 35,076,986	\$ 788,707	2.3%
Federal Funds	\$ 3,128,423	\$ 3,187,299	\$ 58,876	1.9%
<u>Department of Environmental Quality</u>				
General Fund	\$ 33,948,448	\$ 37,732,047	\$ 3,783,599	11.1%
Lottery Funds	\$ 3,945,160	\$ 4,084,177	\$ 139,017	3.5%
Other Funds	\$ 149,103,999	\$ 152,995,169	\$ 3,891,170	2.6%
Federal Funds	\$ 28,970,775	\$ 29,567,515	\$ 596,740	2.1%
<u>State Department of Fish and Wildlife</u>				
General Fund	\$ 30,081,289	\$ 31,046,604	\$ 965,315	3.2%
Lottery Funds	\$ 4,752,746	\$ 4,917,581	\$ 164,835	3.5%
Other Funds	\$ 174,604,641	\$ 178,016,434	\$ 3,411,793	2.0%
Federal Funds	\$ 138,976,588	\$ 142,316,627	\$ 3,340,039	2.4%
<u>Department of Forestry</u>				
General Fund	\$ 63,414,691	\$ 88,388,302	\$ 24,973,611	39.4%
Lottery Funds	\$ 7,481,960	\$ 7,554,096	\$ 72,136	1.0%
Other Funds	\$ 224,734,577	\$ 286,598,792	\$ 61,864,215	27.5%
Federal Funds	\$ 34,758,694	\$ 35,063,741	\$ 305,047	0.9%
<u>Department of Geology and Mineral Industries</u>				
General Fund	\$ 4,138,836	\$ 4,246,695	\$ 107,859	2.6%
Other Funds	\$ 6,092,210	\$ 6,207,283	\$ 115,073	1.9%
Federal Funds	\$ 5,356,535	\$ 5,465,149	\$ 108,614	2.0%

Budget Summary*

	2015-17 Legislatively Approved Budget	2016 Committee Recommendation	Committee Change from 2015-17 Leg. Approved	
			\$ Change	% Change
<u>Department of Land Conservation and Development</u>				
General Fund	\$ 13,152,774	\$ 13,483,719	\$ 330,945	2.5%
Other Funds	\$ 484,999	\$ 725,419	\$ 240,420	49.6%
Federal Funds	\$ 6,254,991	\$ 6,392,432	\$ 137,441	2.2%
<u>Land Use Board of Appeals</u>				
General Fund	\$ 1,772,887	\$ 1,817,836	\$ 44,949	2.5%
<u>Oregon Marine Board</u>				
Other Funds	\$ 26,181,068	\$ 26,498,709	\$ 317,641	1.2%
Federal Funds	\$ 7,464,524	\$ 7,467,774	\$ 3,250	0.0%
<u>Department of Parks and Recreation</u>				
Lottery Funds	\$ 81,406,896	\$ 82,917,301	\$ 1,510,405	1.9%
Other Funds	\$ 108,236,201	\$ 110,367,264	\$ 2,131,063	2.0%
Federal Funds	\$ 12,306,810	\$ 12,345,047	\$ 38,237	0.3%
<u>Department of State Lands</u>				
General Fund	\$ 328,228	\$ 346,082	\$ 17,854	5.4%
Other Funds	\$ 35,792,955	\$ 36,617,973	\$ 825,018	2.3%
Federal Funds	\$ 1,795,917	\$ 2,067,484	\$ 271,567	15.1%
<u>Water Resources Department</u>				
General Fund	\$ 29,622,753	\$ 31,160,564	\$ 1,537,811	5.2%
Other Funds	\$ 73,945,808	\$ 74,253,832	\$ 308,024	0.4%
Federal Funds	\$ 1,302,403	\$ 1,312,338	\$ 9,935	0.8%
<u>Watershed Enhancement Board</u>				
Lottery Funds	\$ 62,250,303	\$ 62,482,687	\$ 232,384	0.4%
Other Funds	\$ 3,545,968	\$ 3,553,093	\$ 7,125	0.2%
Federal Funds	\$ 37,179,454	\$ 37,274,113	\$ 94,659	0.3%

Budget Summary*

	2015-17 Legislatively Approved Budget	2016 Committee Recommendation	Committee Change from 2015-17 Leg. Approved	
			\$ Change	% Change
<u>PUBLIC SAFETY PROGRAM AREA</u>				
<u>Department of Corrections</u>				
General Fund	\$ 1,555,904,536	\$ 1,593,133,894	\$ 37,229,358	2.4%
Other Funds	\$ 53,232,352	\$ 55,776,993	\$ 2,544,641	4.8%
<u>Oregon Criminal Justice Commission</u>				
General Fund	\$ 55,035,612	\$ 55,130,454	\$ 94,842	0.2%
Other Funds	\$ 494,015	\$ 864,015	\$ 370,000	74.9%
Federal Funds	\$ 7,304,929	\$ 6,937,604	\$ (367,325)	-5.0%
<u>District Attorneys and their Deputies</u>				
General Fund	\$ 11,610,450	\$ 11,868,624	\$ 258,174	2.2%
<u>Department of Justice</u>				
General Fund	\$ 76,083,264	\$ 78,841,305	\$ 2,758,041	3.6%
Other Funds	\$ 284,955,845	\$ 295,519,057	\$ 10,563,212	3.7%
Federal Funds	\$ 142,401,423	\$ 157,871,008	\$ 15,469,585	10.9%
<u>Oregon Military Department</u>				
General Fund	\$ 25,019,969	\$ 25,350,514	\$ 330,545	1.3%
Other Funds	\$ 110,312,549	\$ 113,312,859	\$ 3,000,310	2.7%
Federal Funds	\$ 278,357,971	\$ 280,784,232	\$ 2,426,261	0.9%
<u>Oregon Board of Parole</u>				
General Fund	\$ 7,807,978	\$ 8,040,916	\$ 232,938	3.0%
<u>Oregon State Police</u>				
General Fund	\$ 271,442,947	\$ 279,647,826	\$ 8,204,879	3.0%
Lottery Funds	\$ 7,841,010	\$ 8,010,065	\$ 169,055	2.2%
Other Funds	\$ 100,483,764	\$ 109,285,417	\$ 8,801,653	8.8%
Federal Funds	\$ 9,760,242	\$ 9,780,941	\$ 20,699	0.2%
<u>Department of Public Safety Standards and Training</u>				
Other Funds	\$ 37,238,170	\$ 42,092,883	\$ 4,854,713	13.0%
Federal Funds	\$ 4,148,299	\$ 6,666,167	\$ 2,517,868	60.7%

Budget Summary*

	2015-17 Legislatively Approved Budget	2016 Committee Recommendation	Committee Change from 2015-17 Leg. Approved	
			\$ Change	% Change
<u>Oregon Youth Authority</u>				
General Fund	\$ 291,989,720	\$ 298,387,030	\$ 6,397,310	2.2%
Other Funds	\$ 63,325,954	\$ 63,399,605	\$ 73,651	0.1%
Federal Funds	\$ 36,097,766	\$ 36,316,493	\$ 218,727	0.6%
<u>TRANSPORTATION PROGRAM AREA</u>				
<u>Department of Aviation</u>				
Other Funds	\$ 11,979,625	\$ 12,370,913	\$ 391,288	3.3%
Federal Funds	\$ 8,504,014	\$ 8,514,798	\$ 10,784	0.1%
<u>Department of Transportation</u>				
General Fund	\$ 27,827,995	\$ 22,585,257	\$ (5,242,738)	-18.8%
Other Funds	\$ 3,275,943,658	\$ 3,313,477,220	\$ 37,533,562	1.1%
Federal Funds	\$ 110,110,886	\$ 110,175,491	\$ 64,605	0.1%
2015-17 Budget Summary				
General Fund Total	\$ 17,716,499,549	\$ 17,780,417,528	\$ 63,917,979	0.4%
Lottery Funds Total	\$ 709,258,934	\$ 753,009,203	\$ 43,750,269	6.2%
Other Funds Total	\$ 14,023,753,360	\$ 14,377,069,073	\$ 353,315,713	2.5%
Other Funds Nonlimited Total	\$ 225,972,465	\$ 231,792,465	\$ 5,820,000	2.6%
Federal Funds Total	\$ 18,281,516,085	\$ 19,633,717,421	\$ 1,352,201,336	7.4%

* Excludes Capital Construction

Position Summary

	2015-17 Legislatively Approved Budget	2016 Committee Recommendation	Committee Change from 2015-17 Leg. Approved	
			Change	% Change
ADMINISTRATION PROGRAM AREA				
<u>Department of Administrative Services</u>				
Authorized Positions	827	841	14	1.7%
Full-time Equivalent (FTE) positions	813.17	826.40	13.23	1.6%
<u>Oregon Liquor Control Commission</u>				
Authorized Positions	261	268	7	2.7%
Full-time Equivalent (FTE) positions	251.16	255.33	4.17	1.7%
<u>Department of Revenue</u>				
Authorized Positions	1,082	1,087	5	0.5%
Full-time Equivalent (FTE) positions	1,012.41	1,020.68	8.27	0.8%
<u>Secretary of State</u>				
Authorized Positions	212	213	1	0.5%
Full-time Equivalent (FTE) positions	210.71	210.96	0.25	0.1%
CONSUMER AND BUSINESS SERVICES PROGRAM AREA				
<u>Consumer and Business Services</u>				
Authorized Positions	962	960	(2)	-0.2%
Full-time Equivalent (FTE) positions	952.57	952.76	0.19	0.0%
<u>Public Utility Commission</u>				
Authorized Positions	128	129	1	0.8%
Full-time Equivalent (FTE) positions	125.97	126.60	0.63	0.5%
ECONOMIC AND COMMUNITY DEVELOPMENT PROGRAM AREA				
<u>Oregon Business Development Department</u>				
Authorized Positions	137	139	2	1.5%
Full-time Equivalent (FTE) positions	134.74	135.74	1.00	0.7%

Position Summary

	2015-17 Legislatively Approved Budget	2016 Committee Recommendation	Committee Change from 2015-17 Leg. Approved	
			Change	% Change
EDUCATION PROGRAM AREA				
<u>Chief Education Office</u>				
Authorized Positions	17	20	3	17.6%
Full-time Equivalent (FTE) positions	14.64	18.25	3.61	24.7%
<u>Department of Education</u>				
Authorized Positions	552	555	3	0.5%
Full-time Equivalent (FTE) positions	519.01	520.90	1.89	0.4%
HUMAN SERVICES PROGRAM AREA				
<u>Oregon Health Authority</u>				
Authorized Positions	4,428	4,449	21	0.5%
Full-time Equivalent (FTE) positions	4,361.01	4,383.89	22.88	0.5%
<u>Department of Human Services</u>				
Authorized Positions	8,038	8,054	16	0.2%
Full-time Equivalent (FTE) positions	7,897.81	7,905.04	7.23	0.1%
NATURAL RESOURCES PROGRAM AREA				
<u>Department of Environmental Quality</u>				
Authorized Positions	739	752	13	1.8%
Full-time Equivalent (FTE) positions	722.57	730.15	7.58	1.0%
<u>Department of Fish and Wildlife</u>				
Authorized Positions	1,474	1,474	-	0.0%
Full-time Equivalent (FTE) positions	1,198.26	1,199.26	1.00	0.1%
<u>Department of Forestry</u>				
Authorized Positions	1,197	1,201	4	0.3%
Full-time Equivalent (FTE) positions	875.54	878.04	2.50	0.3%

Position Summary

	2015-17 Legislatively Approved Budget	2016 Committee Recommendation	Committee Change from 2015-17 Leg. Approved	
			Change	% Change
<u>Department of Land Conservation and Development</u>				
Authorized Positions	57	58	1	1.8%
Full-time Equivalent (FTE) positions	55.90	56.57	0.67	1.2%
<u>Water Resources Department</u>				
Authorized Positions	164	165	1	0.6%
Full-time Equivalent (FTE) positions	162.58	163.25	0.67	0.4%
PUBLIC SAFETY PROGRAM AREA				
<u>Department of Corrections</u>				
Authorized Positions	4,523	4,534	11	0.2%
Full-time Equivalent (FTE) positions	4,479.62	4,487.41	7.79	0.2%
<u>Department of Justice</u>				
Authorized Positions	1,305	1,324	19	1.5%
Full-time Equivalent (FTE) positions	1,291.70	1,298.27	6.57	0.5%
<u>Oregon State Police</u>				
Authorized Positions	1,287	1,299	12	0.9%
Full-time Equivalent (FTE) positions	1,255.24	1,261.87	6.63	0.5%
<u>Department of Public Safety Standards and Training</u>				
Authorized Positions	28	43	15	53.6%
Full-time Equivalent (FTE) positions	26.00	35.74	9.74	37.5%

Summary of Revenue Changes

The General Fund appropriations made in the bill are within resources available as projected in the February 2016 economic and revenue forecast by the Department of administrative Services Office of Economic Analysis.

Summary of Capital Construction Subcommittee Action

Senate Bill 5701 is the omnibus budget reconciliation bill for the 2016 legislative session, implementing the statewide rebalance plan that addresses changes in projected revenues and expenditures since the close of the 2015 session. The Subcommittee approved Senate Bill 5701 with amendments to reflect budget adjustments as described below.

Statewide Adjustments

EMPLOYEE COMPENSATION DISTRIBUTION

The Subcommittee approved allocation of \$120 million General Fund to state agencies for employee compensation. The General Fund appropriation is expected to cover about 93% of the statewide estimate of costs for compensation and benefit changes agreed to through collective bargaining or other salary agreements. Total compensation adjustments include \$120 million General Fund, \$3.2 million Lottery Funds, \$111.7 Other Funds, and \$55.9 million Federal Funds. Lottery Funds, Other Funds, and Federal Funds expenditure limitations are calculated at fully-funded amounts.

OTHER STATEWIDE ADJUSTMENTS

Other statewide adjustments include adjustments for Pension Obligation Bond (POB) payments and fully funding the General Fund need of employee compensation for small agencies. POB adjustments generated a net savings of \$4.3 million Total Funds, including General Fund savings of \$487,281. A portion of the savings was used to fully fund the General Fund collective bargaining agreement costs (\$243,932) of small agencies.

Section 116 of the budget bill reflects the changes, as described above, for each agency. These adjustments are not addressed in the agency narratives, although they are included in the table at the beginning of the budget report.

Emergency Board

As part of the 2015-17 biennium statewide rebalance plan, Senate Bill 5701 adjusts the Emergency Board's general purpose and special purpose appropriations as described as follows:

- Increases the General Purpose Emergency Fund by \$2,000,000 for general governmental purposes, increasing the total amount available to the Emergency Board for the remainder of the 2015-17 interim to \$32,000,000.
- Eliminates a special purpose appropriation for state agencies of \$120 million, and makes corresponding General Fund appropriations to various state agencies for state employee compensation changes.
- Reduces the special purpose appropriation for state agencies of \$10.7 million, with General Fund appropriations of \$10.0 million to the Department of Human Services (\$9,502,291) and the Oregon Health Authority (\$497,562) for compensation changes driven by collective bargaining for workers who are not state employees.
- Reduces the \$3,000,000 special purpose appropriation for education by \$1,373,879 and uses these funds as part of the \$1,900,000 General Fund appropriation to the Higher Education Coordinating Commission to help fund 2015-17 compensation agreements for classified staff at Portland State University, Eastern Oregon University, Southern Oregon University, Western Oregon University, and the Oregon Institute of Technology. Details on how much each university receives is found under the Higher Education Coordinating Commission section of this budget report.
- Eliminates the \$17,540,357 General Fund special purpose appropriation to the Emergency Board for the mixed delivery preschool program established in House Bill 3380 (2015), with a corresponding appropriation to the Oregon Department of Education for the same purpose.
- Eliminates a \$6,865,921 special purpose appropriation for college readiness and appropriates most of these resources to the Oregon Department of Education, Chief Education Office, and the Higher Education Coordinating Commission for transitional services and supports, between secondary and post-secondary education.
- Reduces the special purpose appropriation of \$6 million for fire costs, and appropriates \$2,054,823 to the Department of Forestry for that purpose.
- Eliminates the \$1.8 million special purpose appropriation for the Department of Revenue and appropriates \$1,360,125 to the Property Tax Division of the Department of Revenue, primarily due to cover a revenue shortfall in the County Assessment Function Funding Assistance Account.
- Establishes a \$3,000,000 special purpose appropriation to be allocated to the Department of Corrections for operations support. The Department may request funds to finance continued activation of minimum security beds at the Deer Ridge Correctional Institution.
- Establishes a \$2,000,000 special purpose appropriation to be allocated to the Department of Corrections. The Department may request funds to finance continued activities and positions associated with improvements to housing and treatment for the seriously mentally ill.
- Establishes a special purpose appropriation for the Emergency Board of \$2,000,000 to be allocated to state and local governments that incurred costs not reimbursed by the federal government related to the armed occupation of the Malheur National Wildlife Refuge. The Department of Administrative Services and the Legislative Fiscal Office are directed to work with state and local government units to identify and validate reimbursable costs related to the incident.

Adjustments to 2015-17 Agency Budgets

ADMINISTRATION

Department of Administrative Services

The Subcommittee approved a technical adjustment to move Other Funds expenditure limitation, intended to pay for treasury fees that had been spread to programs in the 2015-17 legislatively adopted budget, back into the Other Funds expenditure limitation established in Senate Bill 5502 for Treasury Fees. These adjustments net to a zero overall change in the total Other Funds budget approved for the Department of Administrative Services (DAS).

The Subcommittee approved a number of budget adjustments related to a multi-part reorganization of DAS and the Oregon State Chief Information Officer (OSCIO) information technology (IT) related functions. A budget note required DAS to report on proposed changes to operations and rates for Enterprise Technology Services (ETS), which includes the state data center. During the 2015 session, the Legislature also passed House Bill 3099, which transferred substantial authority and responsibility surrounding statewide IT operations and policies from the DAS Director to the OSCIO. To implement House Bill 3099, the OSCIO has proposed significant changes in organizational structures. Under this reorganization there will be five sections: ETS; Enterprise Security Office; Office of Strategic IT Governance; Enterprise Shared Services; and the DAS Chief Information Office (CIO), which will be responsible for meeting DAS's IT needs, such as help desk support. While the DAS CIO will remain under the authority of the OSCIO, it will report to the DAS Deputy Chief Operating Officer. In addition, three administrative positions that did budget work in ETS were transferred to DAS Business Services and seven other ETS administrative positions were moved to the CIO.

The budget adjustments required to implement the IT reorganization and new OSCIO responsibilities, as well as to address the ETS budget note, affected a number of DAS program areas. These net adjustments by program area include: ETS decreased Other Funds by \$39,863,385 and 70 positions (64.00 FTE); CIO increased Other Funds by \$29,841,240 and 37 positions (34.06 FTE); Chief Operating Office increased Other Funds by \$12,171,544 and 38 positions (37.58 FTE); DAS Business Services increased Other Funds by \$644,351 and 3 positions (3.00 FTE); and Enterprise Goods and Services increased Other Funds by \$474,682 and 4 positions (2.32 FTE).

As part of the IT reorganization, a new structure was proposed for IT procurement and vendor management with dual responsibility between Enterprise Goods and Services and OSCIO. This new structure was reviewed by the Joint Committee on Ways and Means as well as the Joint Legislative Committee on Information Management and Technology (JLCIMT). The JLCIMT recommended conditional, temporary approval of the request for the remainder of the biennium. Specifically, the JLCIMT recommended that DAS and OSCIO:

1. Conduct an assessment to identify and evaluate the alternative State IT procurement-related organizational/operating models in use by other states across the nation. The assessment report should provide the raw findings and include, but not be limited to, the roles, responsibilities, accountability, staffing levels, and costs associated with:
 - (a) The most predominant organizational/operating models in use across the nation as compared to the shared IT vendor management program proposed within this request, and

- (b) A full transfer of state IT procurement duties, functions, and powers from DAS and the DAS Director to the State Chief Information Officer.
2. Submit the assessment report and a status report on IT vendor management program progress to date to the Legislative Fiscal Office in November 2016.
3. Jointly present the assessment report and status report on IT vendor management program progress to the JLCIMT and the Emergency Board during the December 2016 Legislative Days.

The Subcommittee approved six new positions associated with the new IT vendor management arrangement as limited duration to ensure the new arrangement was temporary and that DAS/OSCIO would need to return to the Legislature for funding for the 2017-19 biennium.

Other Funds expenditure limitation established in Senate Bill 55 (2015) was reduced by \$196,206 and the three positions established by the bill were reduced by a combined 0.99 FTE due to delays in implementing the legislation. None of the three positions will be hired until after the 2016 legislative session.

The Subcommittee also added two limited duration positions to implement House Bill 4135 to accomplish the coordination requirements and manage the production of electronic records as directed by the bill. An Information Systems Specialist 8 position (0.63 FTE) was added to provide the initial outreach, education, and coordination of the new policies with state agencies. An Operations and Policy Analyst 2 (0.63 FTE) was added to handle the query writing and production of records for DAS and to assist agencies in the querying and production of their records. The positions are added as limited duration to allow DAS to assess appropriate work load and classification. Positions needed to manage ongoing work will be proposed as part of the Governor's Budget for 2017-19. The Subcommittee determined that DAS can pay for the two positions in 2015-17 with existing Other Funds expenditure limitation and revenue.

The Subcommittee also approved one-time General Fund appropriations to DAS for the following purposes:

- \$1,000,000 for disbursement to the Holly Theater in Medford for the Holly Theater Restoration Project.
- \$650,000 for disbursement to the Salem Area Mass Transit District to provide free bus passes to state employees working in the Capitol Mall area and to operate an Airport Road Express Shuttle between the State Motor Pool and the Capitol Mall.
- \$500,000 for disbursement to Clackamas County for repairs at the Willamette Falls Locks and Canal.
- \$500,000 for disbursement to the City of Cornelius to help build the multi-use Cornelius Place project which includes a library, low income senior housing, and a YMCA.
- \$300,000 for disbursement to Verde for the Cully Park project in Northeast Portland's Cully neighborhood.
- \$250,000 for disbursement to Worksystems Inc. to recapitalize a tuition loan program first funded in 2011 for loans to students participating in commercial driver license training. These loans are not part of a state program and funding is provided only to establish the private program. This is the second one-time General Fund appropriation made for this purpose; the same entity received a one-time grant of \$400,000 for this purpose in 2011.
- \$200,000 for disbursement to Douglas County to partially reimburse public safety costs associated with the October 1, 2015 incident at Umpqua Community College.

- \$200,000 for disbursement to Portland Playhouse for renovation and restoration of Portland Playhouse's theater in Portland's King neighborhood.

The Subcommittee added \$3,059,680 Other Funds expenditure limitation for one-time costs of issuance and special payments associated with the disbursement of proceeds from the sale of \$3,000,000 in lottery bonds for the City of Warrenton to rebuild a dock used by Pacific Seafood at the site of a seafood processing facility that burned down in June 2013. The processing facility was built in 1941 and acquired, along with the dock, by Pacific Seafood in 1983. The lottery bonds are approved in House Bill 5201. There is no debt service allocated in the 2015-17 biennium, as the bonds will not be sold until the spring of 2017. Debt service for 2017-19 is estimated at \$675,152 Lottery Funds. The Subcommittee also increased Other Funds expenditure limitation by \$55,000 to pay the cost of issuing \$2,500,000 Article XI-Q bonds for repairs and improvements at the Oregon State Fair.

Other Funds limitation was increased by \$453,681 to allow planning for the Human Resources Information System (HRIS) replacement project to continue through May 2016. DAS is to bring any request for additional funding needed to complete stage gate 3 planning through the end of the current biennium to the May 2016 meeting of the Emergency Board. In addition, DAS shall bring a plan to adjust rates and assessment charges for the second year of the biennium to fund both the HRIS planning project and new positions established as a part of the IT reorganization operationalized in Senate Bill 5701. A \$6,500,000 General Fund special purpose appropriation to the Emergency Board for this purpose may be allocated to pay General Fund increases associated with assessment and rate increases.

Oregon Liquor Control Commission

The Subcommittee approved an Other Funds expenditure limitation in the amount of \$1,117,762 for the Oregon Liquor Control Commission to implement the provisions of House Bill 4014, Senate Bill 1511, and Senate Bill 1598. Three permanent regulatory specialist positions and four permanent administrative specialist positions are anticipated to be needed due to an increase in the assumed number of licensees as medical marijuana producers are authorized to transfer excess marijuana to recreational retail outlets, and to cover costs associated with the additional number of people working in the marijuana industry that will be required to have work permits and training. Services and supplies expenditures include \$350,000 for updates to the agency's "What's Legal" public information platform and associated outreach. Of the total amount, \$350,665 Other Funds expenditure limitation is for costs associated with Senate Bill 1598; if that bill is not enacted, this expenditure limitation is to be unscheduled by the Department of Administrative Services Chief Financial Office.

A technical adjustment was approved to convert four limited duration liquor regulatory specialists approved as part of House Bill 5047 to permanent status. This adjustment will have no effect on expenditure limitation in the 2015-17 biennium.

Public Employees Retirement System

The Subcommittee increased expenditure limitation for the Financial and Administrative Services Division by \$100,000 Other Funds for a shortfall in the Secretary of State audit charges assessment budget. In addition, increased expenditure limitation in the amount of \$6,601,170 Other Funds was approved for the Financial and Administrative Services Division for the Office of the State Chief Information Officer Enterprise Technology Services assessment.

The Subcommittee approved a one-time increase in Other Funds expenditure limitation of \$1,255,601 for the Public Employees Retirement System (PERS) Individual Account Program (IAP) information technology project. In addition, the Department of Administrative Services is to schedule all currently unscheduled Other Funds expenditure limitation for the project. The project is to move the administration of the IAP from a third-party administrator to the agency. A re-baselining of the project shows that initial project development costs have increased from \$2.9 million to \$6.1 million. The agency anticipates requesting an estimated \$1.9 million during the 2017-19 biennium to complete project development. The Joint Legislative Committee on Information Management and Technology (JLCIMT) recommendations were also approved.

A one-time increase in Other Funds expenditure limitation of \$1,659,976 was approved for information technology enhancements to the jClarety retirement system. JLCIMT recommendations were also approved. The Subcommittee directed the Department of Administrative Services to unschedule the entire \$1.7 million until the conditions set forth by JLCIMT are satisfied.

Department of Revenue

The Subcommittee reduced the expenditure limitation for the Core Systems Replacement project by \$500,000 Other Funds (recreational marijuana tax proceeds) to account for contract savings for the recreational marijuana module. The original development cost was estimated at \$1 million in House Bill 5047 (2015).

Other Funds expenditure limitation for the Property Tax Division was reduced by \$500,000 because the limitation is in excess of the operational needs of the program and is without an underlying revenue source.

The Subcommittee approved a \$373,841 General Fund reduction and a reduction of 2.60 FTE for the Senior Citizens' and Disabled Citizens' Property Tax Deferral program. This technical adjustment will have no impact on the program, which is statutorily funded with Other Funds (Senior and Disabled Property Tax Deferral account). This is part of an effort to better align the agency's budget with actual program funding.

The General Fund appropriation for the Property Tax Division was increased by \$1.4 million in personal services and FTE on existing positions was increased by 7.20. This appropriation is to backfill Other Funds revenue shortfalls in the County Assessment Function Funding Assistance Account, but only for Department of Revenue Valuation Section (\$1.1 million), and for a reduction in county contract mapping services (\$240,986). A \$1.8 million reduction in Other Funds expenditure limitation was previously included in the agency's legislatively adopted budget. The 2017-19 biennial cost is estimated to be \$1.9 million General Fund.

The Subcommittee approved an increase of \$2,052,807 in Other Funds expenditure limitation (recreational marijuana tax) and the establishment of four permanent full-time Accounting Technician 2 positions (2.92 FTE) and one limited duration Principal Executive Manager B position (0.75 FTE) for the recreational marijuana program. In addition, an Economist 3 position, approved as part of House Bill 5047 (2015), is moved from permanent full-time to limited duration. Personal services costs total \$481,063, with \$653,792 in services and supplies and \$917,952 in capital outlay. Of the \$2.1 million expenditure limitation, \$633,920 is one-time limitation for program start-up and facility construction costs. The 2017-19 biennial cost is estimated to be \$1.4 million Other Funds. This request is for the processing of cash payments related to the recreational marijuana program; however, the Subcommittee's expectation is that this is to be done in an integrated fashion with the agency's current banking, Electronic Funds Transfer, and miscellaneous cash receipting of non-recreational marijuana taxes.

The Subcommittee approved an increase in Other Funds expenditure limitation of \$874,747 for the Core Systems Replacement project. It was estimated that there were \$6.9 million in bond proceeds for the project carried forward from the 2013-15 biennium; however, that figure was only recently revised to \$7,804,187. The Department of Administrative Services is directed to unschedule the entire \$874,747 pending the review and approval of the need for the expenditure limitation by the Legislative Fiscal Office.

Secretary of State

The Subcommittee established a \$347,900 General Fund appropriation and one limited-duration position (0.25 FTE) to replace the Oregon Elections System for Tracking and Reporting (ORESTAR) Election Night Reporting module. The agency will use the funds to acquire a commercially-available off-the-shelf (COTS) product to replace an existing ORESTAR Election Night Reporting module that was developed in-house. The replacement system will offer expanded capabilities, including tabulation of local election vote counts and graphical and map-based display capabilities. A temporary project manager position was approved. The new system is expected to be fully operational in time for the 2016 General Election. The appropriation is approved on a one-time basis and will be phased out in the agency's 2017-19 biennium budget.

State Treasurer

The Subcommittee reduced Other Funds expenditure limitation for the Debt Management Division by \$500,000 for a Rockefeller Foundation grant that the agency no longer receives.

CONSUMER AND BUSINESS SERVICES

Department of Consumer and Business Services

The Subcommittee approved an increase in the Other Funds limitation for the reclassification of positions in three divisions. The individual changes impacted ten positions. The adjustments included increased Other Funds expenditure limitation of \$32,660 in the Building Codes Division, \$30,878 in the Workers' Compensation Division, and \$108,488 in the Insurance Division, for a total of \$172,026. The additional expenditure limitation allows the agency to make position adjustments as approved by the Office of the Chief Human Resources Officer at the Department of Administrative Services without compromising the maintenance of the agency's ratio of supervisory to non-supervisory positions, as required under House Bill 4131 (2012).

The Subcommittee approved an increase in the Other Funds expenditure limitation of \$379,219 for the establishment of four new positions (2.52 FTE) in the Building Codes Division. These positions include a Plans Examiner 2 position to be housed in Salem and three Inspector positions (Mechanical, Plumbing, and Electrical) to be housed at the Eastern Region Office located in Pendleton. The positions will address ongoing workload increases of the Building Codes Division as the economy continues to recover.

A net decrease in Other Funds expenditure limitation of \$321,655 was made as a result of position adjustments in the Marketplace and Shared Services Divisions related to the operation of the Health Insurance Marketplace. Thirteen limited duration Program Analyst 2 positions were eliminated (-7.52 FTE) and six permanent, full-time positions (4.02 FTE) were established (one Outreach and Education Manager and five Program Analyst 2 positions). These changes result in a reduction of seven positions and \$558,617 Other Funds expenditure limitation in the

Marketplace Division. This reduction was partially offset by an increase in Other Funds expenditure limitation of \$236,962 in the Shared Services Division to cover the costs of converting one part-time, limited duration Operations and Policy Analyst 4 position to a full-time, permanent position (0.50 FTE) and to add an additional Procurement and Contract Specialist 3 position (0.67 FTE).

The Subcommittee approved a \$6.4 million reduction in Other Funds expenditure limitation in order to reconcile the budget of the Health Insurance Marketplace with actual and anticipated expenditures of the program, which have been significantly different than what was anticipated in the legislatively adopted budget. The changes include reductions in anticipated expenditures due to pre-payment of contracts prior to the transfer of the insurance marketplace from Cover Oregon to the Department of Consumer and Business Services (DCBS), changes in information technology contracts, lower than anticipated personal services costs, and a reduction in anticipated payments for tax reporting errors. These reductions are partially offset by increases in legal fees and new information technology contracts.

A \$1,732,528 Other Funds expenditure limitation increase was approved for additional marketing and outreach activities of the Oregon Health Insurance Marketplace. This additional expenditure limitation will be unscheduled until DCBS completes its review and analysis of the 2016 open enrollment year campaign and its plan for the 2017 open enrollment year campaign. The legislatively adopted budget included a budget note instructing the agency to complete a plan and report on each of the publicity and publication campaigns either upcoming or implemented for the Health Insurance Marketplace Program. DCBS submitted a publicity and publication plan and report to the Interim Joint Committee on Ways and Means in January 2015; however, that plan and report did not contain detailed information for the 2017 open enrollment year campaign since the agency had not yet completed its review of the 2016 plan. The additional funding, once rescheduled, will allow the agency to maintain the same level of expenditures during the 2017 open enrollment year as in 2016.

Discussions also took place regarding pharmacy benefit managers. The Subcommittee approved the following budget note.

Budget Note:

The purpose of this budget note is to clarify the Department of Consumer and Business Services' (DCBS) authority to regulate pharmacy benefit managers (PBMs). DCBS is directed to convene a workgroup to develop recommendations for rulemaking regarding PBM compliance. Based on those recommendations, the agency will draft rules regarding PBM compliance and report to the appropriate legislative policy committees by November 1, 2016. The report should include the draft rules, as well as any statutory changes or clarifications necessary to fully implement the draft rules, including fee recommendations for administration of the program.

Draft rules must include, but are not limited to:

- Notification system that includes a method for informing PBMs of new regulations, and for informing PBMs of complaints, investigations, and possible sanctions
- Investigation procedures
- Fees, fines, and resolution process that includes:
 - Overall schedule of fees and fines
 - Provisions for warnings before fines, based on circumstances

- Possible escalation of fine for multiple occurrences including combining multiple occurrences into a single complaint or enforcement action, or multiple claims related to a single reason or cause
- Setting a maximum annual per PBM fine
- Exceptions based on type of violation or other criteria
- A reasonable time to re-enter compliance
- Other provisions consistent with DCBS' existing enforcement authority and procedures

Bureau of Labor and Industries

Technical adjustments are included to reflect the budget recommended to the Joint Committee on Ways and Means by the Transportation and Economic Development Subcommittee during the 2015 regular session. Multiple amendments to Senate Bill 5517 were considered during the legislative review process, and the amendment that was submitted to and adopted by the Joint Committee on Ways and Means did not properly reflect the budget recommended by the Subcommittee. The adjustments reduce the General Fund appropriation to the agency by \$113,604, increase Other Funds expenditure limitation by \$206,871, and increase Federal Funds expenditure limitation by \$2,696, for a total funds adjustment of \$95,963.

Oregon Public Utility Commission

The Subcommittee increased the agency's Other Funds expenditure limitation by \$170,226 and authorized one permanent position (0.63 FTE) to increase analytic capacity to address additional agency responsibilities resulting from legislative changes to the Renewable Portfolio Standard made during the 2016 Legislative session.

ECONOMIC AND COMMUNITY DEVELOPMENT

Oregon Business Development Department

The Subcommittee reduced the General Fund appropriation for debt service by \$1,328,407, and established a \$1,330,500 Other Funds expenditure limitation for general obligation bond debt service. Debt service for general obligation bonds is paid by the General Fund; however, the agency will substitute \$1,330,500 of Article XI-M and Article XI-N bond proceeds, and interest earned on those proceeds, to pay debt service, in lieu of General Fund. The proceeds are from bonds originally issued for the Seismic Rehabilitation Grant program in 2010, 2011, and 2012. These proceeds were not used for seismic projects and will instead be used to offset debt service costs in the current biennium.

The Subcommittee increased Lottery Funds support by \$1.5 million. This includes an increase for employee compensation changes and \$960,514 Lottery Funds, approved on a one-time basis, for new or expanded programs. The Subcommittee increased Lottery Funds support for the Oregon Wave Energy Trust by \$200,000, bringing current-biennium support to \$450,000 Lottery Funds. Lottery Funds were increased by \$400,000 to reapprove funding for replacement of the Port of Port Orford Cannery Building for one more biennium. Funding for this project was initially approved in the 2013-15 biennium. The Subcommittee also approved \$100,000 of Lottery Funds to conduct a Willamette Valley Intermodal Hub Feasibility Study, to evaluate the viability of a strategic intermodal hub to optimize container shipment of Oregon agricultural products. SB 5701 A

Lottery Funds totaling \$260,514 and two positions (1.00 FTE) were approved to address administrative costs associated with the expansion of grant activity in the Seismic Rehabilitation Grant Program. The Department will need to fill the newly-established positions for three years beginning July 1, 2016, and will include a policy option package in its 2017-19 biennium budget request to convert the two approved positions from permanent to limited-duration status. The Department is also instructed to report to the Legislative Fiscal Office, following each sale of Article XI-M or Article XI-N general obligation bonds, on the projects and dollar amounts of project grants financed by the bond sale, as well as on the amount of bond proceeds budgeted for agency administrative costs.

The Subcommittee established a \$1 Other Funds expenditure limitation for the American Manufacturing Innovation District, and increased Other Funds by \$54,868 for cost of issuance of lottery revenue bonds for this project. The American Manufacturing Innovation District is a collaborative effort between government, industry, and academic institutions to invest in manufacturing infrastructure to promote advanced manufacturing. A total of \$2.5 million of lottery revenue bond proceeds are authorized for this project in House Bill 5202, which also authorizes \$5 million of Article XI-G bond proceeds for distribution to Portland Community College (PCC) in support of this project. The Subcommittee limited expenditure of bond proceeds to \$1, pending a joint presentation with PCC of a business plan for developing the District. Debt service costs for the lottery revenue bonds authorized for this project are projected to total approximately \$535,000 Lottery Funds per biennium, beginning in the 2017-19 biennium. Because the bonds will not be issued until spring 2017, there will be no debt service payments due in the current biennium.

The Subcommittee also approved a technical correction to the budget for the State Small Business Credit Initiative (SSBCI) program. This correction increases Other Funds expenditure limitations in the Business, Innovation and Trade Division by \$388,773, and reduces the Division's Federal Funds expenditure limitations by the same amount. The SSBCI is funded from a federal grant the agency secured in 2011 that provided Federal Funds for revolving loan programs. It was noted when the grant was received that administrative costs for the program would transition to Other Funds over time, as the grant money was loaned out and the loan repayments were re-categorized as Other Funds. The Subcommittee added this anticipated fund shift, which had not been included in the agency's budget, to the bill.

Federal Funds expenditure limitation was increased for the Business, Innovation and Trade Division by \$450,000 for expenditure of funds received under the Year 4 State Trade and Export Promotion grant program. This increase more than offsets the \$388,773 Federal Funds expenditure limitation decrease for SSBCI and results in a net increase of \$61,227 for the Business, Innovation and Trade Division Federal Funds expenditure limitation.

Finally, the Subcommittee approved a budget adjustment to increase Nonlimited Other Funds expenditures by \$5,820,000. This adjustment reflects a greater level of loan repayments than originally anticipated in the budget. Loan repayments are not limited in the agency budget. The adjusted level of Nonlimited Other Funds in the Infrastructure Finance Authority will include approximately \$24.2 million of loan repayments.

Employment Department

A technical adjustment is included for the Employment Department to more accurately reflect the amount expected to be utilized by the agency from \$85 million in modernization funds appropriated to the agency through the federal Social Security Act. Close of session budget reconciliation adjustments resulted in more dollars being available from the Supplemental Employment Department Administrative Fund for

Department operating expenditures. This adjustment does not change the overall amount of the agency's recommended budget, merely the source from which the Department can make expenditures. As such, the appropriation of modernization funds made to the Department is decreased by \$17 million; sufficient Other Funds expenditure limitation exists to enable the Department to make equivalent expenditures from a combination of Supplemental Employment Department Administrative Funds and the Special Administrative Fund.

Housing and Community Services Department

The Subcommittee approved an increase in General Fund of \$2,727,660 for counseling services associated with the Oregon Foreclosure Avoidance Program. The 2015-17 legislatively adopted budget included \$1.4 million General Fund, which was estimated to be sufficient through February 2016. The Housing and Community Services Department was directed to report back to the Legislature on program utilization, foreclosure rates, and actual monthly expenditures to counseling agencies. The additional General Fund is included for program expenditures for the remainder of the 2015-17 biennium, as follows: \$2.36 million for counseling services provided on a fee-for-service basis as indicated via contract with the Housing and Community Services Department; \$233,333 for legal aid services for counseling clients with particularly complicated circumstances; and \$127,480 for agency program administration, with the understanding that the Department of Administrative Services will unschedule \$275,000 of the amount. Funding for the program is not anticipated to be ongoing, although the agency may request funding for consideration during the 2017-19 budget process.

Also included is a one-time General Fund appropriation in the amount of \$10 million to the Housing and Community Services Department to be utilized as follows: \$8 million is for homelessness assistance and prevention services through the Emergency Housing Assistance (EHA) program and \$2 million is to the State Housing Assistance program (SHAP) for operational support for emergency shelters and supportive services to shelter residents. Funding for the EHA program is spent as Other Funds by the Department, and is reflected in an additional \$8 million in Other Funds expenditure limitation.

Other Funds expenditure limitation in the amount of \$2,554,868 is included to enable the Housing and Community Services Department to expend proceeds from the sale of lottery bonds for preservation of affordable housing with expiring federal subsidies. Of this amount, \$2.5 million is attributable to project costs and \$54,868 is related to cost of issuance. Eligible projects for which these funds can be expended are defined as the following:

- Privately owned multi-family rental properties where at least 25% of the units are subsidized by a project-based rental assistance contract through the U.S. Department of Agriculture Rural Development or the U.S. Department of Housing and Urban Development;
- Existing manufactured housing communities to be acquired by a mission-based non-profit organization, resident cooperative, tenants' association, housing authority, or local government; or
- Public housing projects undergoing a preservation transaction which involves a comprehensive recapitalization and which will secure ongoing rental subsidies.

Oregon Department of Veterans' Affairs

The Subcommittee approved an increase in Federal Funds expenditure limitation of \$499,999. The Oregon Department of Veterans' Affairs (ODVA) received a 2015 grant from the U.S. Department of Veteran's Affairs in the amount of \$500,000 for transportation of Oregon veterans in highly rural areas to medical appointments. Awards of \$50,000 per county will be used to preserve and maintain transportation programs established with the 2014 federal grant award. The counties receiving funds are Baker, Gilliam, Grant, Harney, Lake, Malheur, Morrow, Sherman,

SB 5701 A

26 of 54

Wallowa, and Wheeler. ODVA acts as the applicant and grantee on behalf of the counties, and will pass through funds and monitor compliance with grant requirements. The grant is for a period of one year and requires no matching funds or additional positions for administration. A placeholder amount of \$1 in Federal Funds expenditure limitation was included in the legislatively adopted budget for the agency.

EDUCATION

State School Fund

The Subcommittee approved a decrease of \$39,553,391 General Fund and an increase of \$39,553,391 Lottery Funds for the State School Fund. These changes reflect the balance of available General Fund and Lottery Funds for the overall state budget and maintains the amount of \$7,376 million total funds for the State School Fund for the 2015-17 biennium.

Department of Education

The Subcommittee approved changes in the Federal Funds expenditure limitations for agency operations for federal grants received by Department of Education as described below:

- An increase of \$7,130,223 for a three-year federal grant from the U.S. Department of Education's Office of Innovation and Improvement. The purpose of the grant is to increase the number of high-quality charter schools by providing assistance to potential charter schools for planning, program design, and initial operations. Funds will also be used to share best practices among all charter schools and sponsoring districts. One limited duration position (0.63 FTE) was approved relating to the grant.
- An increase of \$1,160,860 for three separate child nutrition grants from the U.S. Department of Agriculture. The three grants were the Professional Standards Training grant (\$138,915), the Team Nutrition grant (\$203,563), and the Tier 2 Direct Certification Improvement grant (\$818,382). A limited duration position (0.63 FTE) was approved for the Tier 2 Direct Certification Improvement grant.

The Subcommittee approved an increase of \$515,200 Other Funds expenditure limitation to cover costs of an increase in the number of students participating in the Hospital Program. The agency is required to provide and pay for the costs of educational services for children, through age 21, who are expected to be hospitalized for an extended period of time. This increase will be funded through an increased distribution from the State School Fund. Also approved was a transfer of \$51,458 General Fund from the breakfast and summer food programs under Grant-in-Aid to agency Operations for the administration of the Farm-to-School program. A one-time increase in the Other Funds expenditure limitation of \$2,030,515 for the Oregon School for the Deaf was approved for deferred maintenance, including replacement of the School's Heating Ventilation Air Conditioning, or HVAC, system. The source of funds for this includes moneys set aside from the sale of the School for the Blind property, income from the rental of school facilities, and the anticipated sale of a vacant parcel of school property. The Department of Administrative Services is instructed to unschedule this increase until the final cost of the project is determined and the sale of the vacant property is completed.

To ensure that debt service payments on education-related Lottery Bonds are funded from the proper sources, the Subcommittee approved changes to the amount of Lottery Fund resources allocated to the Department of Education. House Bill 5016, the 2015 appropriation bill for the agency, allocated the entire \$1,434,927 required for debt service payments from the Oregon Education Fund. The actual allocation is \$593,395 from the Oregon Education Fund and the remaining \$841,532 is from the Administrative Services Economic Development Fund.

SB 5701 A

27 of 54

The Subcommittee approved an increase of \$3,130,000 General Fund for the Oregon Department of Education's agency operations to fully fund the Assessment and Accountability unit. The 2015-17 budget for this unit was inadvertently underfunded by \$3,771,938 General Fund and needs these funds to meet its responsibilities and commitments. This budget gap is resolved by transferring \$930,000 General Fund from the Grant-in-Aid budget in unallocated resources and an increase of \$2,200,000 in new General Fund resources. The remaining \$641,938 is to be found by the agency in savings in its existing agency operations budget, including holding positions vacant in the unit. There is also a transfer of \$2,000,000 in excess Federal Funds expenditure limitation from the Grant-in-Aid budget to Operations, and an additional increase of \$1,971,397 in Federal Funds expenditure limitation to match the amount of federal funding available for this function.

General Fund increases for existing programs were approved as described below:

- Funding for the Oregon Pre-Kindergarten program was increased by \$5.3 million, bringing the total General Fund resources for this program to \$145.3 million.
- Funding for the Early Intervention and Early Childhood Special Education programs was increased by \$5,393,340 General Fund. This increase reflects, in part, the growth in these two programs at a rate greater than estimated at the end of the 2015 session. Total General Fund resources for these programs, including this increase, is \$155.8 million.
- The Relief Nurseries program was increased by \$300,000 General Fund, bringing the total General Fund available for the 2015-17 biennium to \$8.6 million. This additional funding and the \$700,000 General Fund appropriated by chapter 837, section 109, Oregon Laws 2015 should be considered permanent for the purposes of developing the 2017-19 budget.

One-time General Fund appropriations were approved by the Subcommittee for new programs and grants as described below:

- \$260,000 General Fund for a grant to the Burnt River School District for the Burnt River Integrated Agriculture/Science Research Ranch program. This program provides educational opportunities to students from outside the district, including from the Portland area, and provides a number of educational services outside of the core curriculum common to all high school students, including natural resource studies, agricultural experience, water quality monitoring, animal husbandry, sustainable rangeland science, forest restoration, and organic food production.
- \$400,000 General Fund for grants to organizations which provide training and assistance relating to culturally relevant educational practices authorized as eligible services under the Network for Quality Teaching and Learning under House Bill 4033. Grants of equal value are to be provided to two organizations: (1) Center for Culturally Responsive Practices and (2) Teaching with Purpose.
- \$95,000 General Fund appropriation for a grant to the World of Speed organization for the High School Automotive Career Technical Education program. The organization partners with Clackamas Community College and area high schools to provide automotive related career technical education (CTE). Other high schools have expressed interest and the \$95,000 would be used to match other contributions to the program, assisting with cost of transporting students to the facility for classes, and other program costs.

The Subcommittee eliminated the \$17,540,357 General Fund special purpose appropriation to the Emergency Board for the mixed delivery preschool program established in House Bill 3380 (2015) and directly appropriated the same amount to the Oregon Department of Education for

the same purpose. The intent is for this funding to be distributed to four to six Early Learning Hubs that demonstrate that the Hub and the providers in their service area are prepared to implement the mixed delivery preschool model beginning in September 2016. In developing the 2017-19 current service level budget for this program, only the full two-year costs of this appropriation should be factored into the calculation. Any further expansion to add new Early Learning Hubs should be a separate policy decision made by the Legislature during the 2017 session. In addition to the annual report to the Legislature required in House Bill 3380 (2015), the agency is instructed to report to the Emergency Board prior to June 1, 2016 on which Early Learning Hubs were selected, the number of preschool providers estimated to be delivering the program, the estimated number of children that will be served under the program, and an update on the various cost components of the program.

One permanent Research Analyst 3 position (0.63 FTE) was approved to manage and analyze information collected through the Class Roster data from school districts under House Bill 2644 (2013). The agency will identify the funding from existing resources for the 2015-17 biennium.

Higher Education Coordinating Commission

The Subcommittee approved a one-time \$1,800,000 General Fund appropriation to the Higher Education Coordinating Commission (HECC) for a grant to Umpqua Community College (UCC) to address the issues resulting from the shooting incident on the UCC campus on October 1, 2015. The funding may be used for: (1) staff, including security staff; (2) upgrading security communications equipment, door locks, and campus lighting; (3) upgrading the campus's network fiber system to accommodate the new communications equipment; and (4) other costs related to the October 1st incident. HECC is to report back to the Legislature as part of its budget presentation to the Joint Committee on Ways and Means in 2017 on how these resources were expended. Also approved was a one-time \$4,250,000 General Fund appropriation to HECC for a grant to UCC for the construction or renovation of a replacement for Snyder Hall where the shooting incident took place. The College is currently not using the classroom space in the building and is relying on temporary structures to replace some of the space.

The Subcommittee recognized the Community Colleges' needs regarding campus and student security and safety issues which were illustrated, in part, by the shooting incident at UCC. The Governor has appointed a workgroup to recommend actions and investments for security and safety at Community College and other Post-Secondary institutions. Based on the recommendations of the workgroup and the Community Colleges, the Legislature will address this issue during the 2017 session.

An \$804,506 increase in Other Funds expenditure limitation was approved by the Subcommittee for payment of the costs of issuing General Obligation bonds on behalf of community colleges and public universities. This increase represents the estimated amount required if all of the bonds authorized for the 2015-17 budget cycle are issued by the end of the current biennium.

The Subcommittee also approved three one-time General Fund appropriations to HECC to be allocated to Oregon State University. The first appropriation is \$800,000 for the Northwest National Marine Renewable Energy Center to serve as match for federal funds for the Pacific Marine Energy Center South Energy Test Site. The federal government has made an initial \$5 million available to fund a competitive grant to further develop a wave energy test facility, with the expectation that a 25% local match will be provided. HECC is only to release the funds if Oregon State University is awarded the grant. The second appropriation is \$100,000 for endophyte research which is to be matched by private dollars. These funds are to be used only for endophyte research in support of Oregon's fiber and straw export industry. A report to the Legislative Fiscal Office on how the funds were used in support of endophyte research and what was made possible by this additional influx of funds should be made by December 31, 2016. The third is \$100,000 for the purpose of establishing an endowed scholarship fund through the Oregon State

University Foundation. The scholarship must be used to support students engaged in research associated with Amyotrophic Lateral Sclerosis (ALS).

The Subcommittee approved a one-time General Fund appropriation of \$1,900,000 for the four technical and regional universities, along with Portland State University, to help fund new compensation agreements for classified staff. HECC is directed to distribute the following amounts to the following universities: Portland State University - \$400,000; Eastern Oregon University - \$251,559; Southern Oregon University - \$468,591; Western Oregon University - \$485,646; and Oregon Institute of Technology - \$294,204.

Budget Note:

The Subcommittee recognizes that the Current Service Level (CSL) is intended to estimate the cost of legislatively approved programs in the upcoming biennium. In 2009, the Joint Committee on Way and Means approved the adoption of a CSL model for the Community College Support Fund (CCSF) to reflect health benefit and retirement costs expected to exceed the Department of Administrative Services standard inflation rate.

To ensure consistency in post-secondary state support CSL calculations, the Department of Administrative Services (DAS) and the Legislative Fiscal Office (LFO) are directed to develop, in consultation with the Higher Education Coordinating Commission and the seven public universities, an estimated cost of applying the Community College Support Fund model to the Public University Support Fund, the Agricultural Experiment Station, the Extension Service, the Forest Research Laboratory, and Public University State Programs. The estimate will include data elements that the public universities will be required to submit to HECC in order to implement the model.

DAS and LFO will provide the estimated cost to implement the Community College Support Fund CSL model for Public University state support to the Emergency Board, through the Legislative Fiscal Office, by July 1, 2016.

Chief Education Office

The Chief Education Officer, in cooperation with other education agencies, has completed the steps necessary to receive Stage Gate 3 approval to move forward on the development of the Statewide Longitudinal Data System (SLDS). This means the project staff have completed the required project management documents with approval from the State's Chief Information Officer. As a result, the Subcommittee approved \$5,505,280 General Fund for the project development and staff for this biennium. Based on the project's schedule, this will leave one quarter's worth of development costs for 2017-19. Ongoing costs for the Data System, starting in 2017-19, are estimated to be roughly \$3.0 million per biennium, including staff for the operation, data integration, and maintenance, as well as the network-related costs due to the Department of Administrative Services (DAS). Also approved were 3 new permanent positions (1.75 FTE) and an additional 1.86 FTE to continue three existing limited duration positions for the remainder of the biennium. Two of these three limited duration positions, the Project Director and Systems Integration positions, are made permanent. DAS is instructed to unschedule \$495,000 of this appropriation, which represents the project contingency funds. The agency can make a request to DAS and the Legislative Fiscal Office to reschedule these contingency funds if need arises before the end of the biennium. The Chief Education Office is instructed to report to the Emergency Board prior to October 1, 2016 on the project's progress and expenditures.

Teacher Standards and Practices Commission

Senate Bill 78 (2015) appropriated \$200,000 General Fund to the Teacher Standards and Practices Commission to be transferred to the Teacher Education Program Accreditation Account. This funding was intended to support grants for teacher education programs that incur costs associated with national teacher accreditation. According to current accounting practices, the agency needs to expend the \$200,000 as “Other Funds,” requiring an Other Funds expenditure limitation increase of \$200,000 so these grants may be awarded.

Various Agencies

The Subcommittee approved the transfer of \$2.0 million General Fund from the Oregon Department of Education (ODE) to the Higher Education Coordinating Commission (HECC). These funds had been part of a larger investment in Career and Technical Education (CTE) and Science Technology Engineering and Mathematics (STEM) programs appropriated to ODE in House Bill 5016 (2015). One component of this CTE and STEM investment was a program related to post-secondary success to provide start-up funding and support services for the recruitment, retention, and attainment of underserved students in post-secondary programs related to high-demand fields including, but not limited to, health sciences, computer science, engineering, high tech manufacturing, precision agriculture, and advanced food processing. This program is more appropriately administered by HECC.

The Subcommittee approved one-time increases in the General Fund appropriations for the Chief Education Office, HECC, and ODE for student transitional services and supports between secondary and post-secondary education. This distribution reflects, in part, the product of a workgroup organized by HECC to recommend what services should be funded by a \$6,865,921 General Fund special purpose appropriation made in Senate Bill 418 (2015). This bill eliminates the special purpose appropriation and uses some of these resources to fund transitional services under House Bill 4076. Additionally, a total of \$4,025,000 is appropriated for transitional services and supports between secondary and post-secondary education as outlined below.

	<u>General Fund Appropriation</u>
Chief Education Office	
Summer summit for high school and post-secondary staff including counselors and financial aid staff	\$ 300,000
Local collaboration between high school counselors and post-secondary advisors	\$ 700,000
Higher Education Coordinating Commission (HECC)	
Community College support for improved Developmental Education models	\$ 600,000
Community College support for development and alignment of Career Pathways	\$ 600,000
Expansion of eMentoring for Oregon Promise students	\$ 120,000
Statewide expansion of FAFSA Plus	\$ 105,000
Subscription of Signal Vine connecting with students via two-way texting	\$ 100,000
Evaluation and tracking implementation of transitional supports and services in this bill	\$ 50,000
Oregon Department of Education	
License for College and Career Readiness counselor training modules	\$ 50,000
Expansion of AVID or similar program for high schools	\$ 1,400,000
Total	\$ 4,025,000

HUMAN SERVICES

Oregon Commission for the Blind

The Subcommittee approved one-time increases of \$680,109 General Fund, \$199,049 Other Funds, and \$3,248,343 Federal Funds to purchase vending machine equipment for the agency’s Business Enterprise Program. The Department of Administrative Services is expected to unschedule these amounts, which may only be rescheduled based upon the successful request of federal reallocation funds from the U.S. Department of Education.

Oregon Health Authority

Senate Bill 5701 adjusts the Oregon Health Authority (OHA) budget for updated pricing of program caseloads, costs, and revenues to “rebalance” the budget. This information was presented at the January 2016 meeting of the Interim Joint Committee on Ways and Means. The agency’s rebalance plan resulted in an overall General Fund shortfall of \$37.6 million. This net position included budget problems of \$129.7 million General Fund related to increases in caseload and other program costs. Savings of \$67.1 million General Fund resulted from a change in the federal match rate, as well as from additional revenues from a number of sources. In addition, the agency is planning to implement management actions to decrease costs by \$25 million General Fund. These include an acceleration of the redetermination process next year, a delay in fee-for-service rate adjustments, and enhanced savings from program integrity efforts, including fraud detection.

The rebalance plan increases Federal Funds expenditure limitation by almost \$1 billion, mostly related to the increased caseload forecast. There are also a number of technical adjustments included in the rebalance. While these normally net to zero for the agency as a whole, in this case there is a transfer of 14 positions from the Department of Human Services to OHA.

As discussed during the 2015 legislative session, the agency has implemented an agency restructure as a part of this rebalance. The new structure is designed to promote health care transformation, including integration of physical, behavioral, and dental health. This structure better reflects the new work of coordinated care organizations, as well as public health programs aligned with system transformation. Most significantly, the old Medical Assistance Programs (MAP) and Addictions and Mental Health (AMH) are eliminated in the restructure, with MAP and community mental health and addictions programs moving to the new Health Systems Division (HSD). The Oregon State Hospital (OSH) will now be its own budget structure.

As a part of the agency restructure, a thorough review of positions was conducted. Partly historical, dating back a number of years, and partly as a result of the implementation of health care transformation and the Affordable Care Act when many staff were brought on to perform time-sensitive tasks, the agency found itself with many staff but without appropriate position authority. In addition, as health care transformation moved forward, the agency needed fewer positions in some areas but more and/or different kinds of positions in other areas. The true-up included in the rebalance resolves issues of permanent staff not having position authority, as well as limited duration staff that had been used for on-going functions and priorities now becoming permanent positions. Overall, the changes are budget neutral and result in a reduction of two positions and an increase of 9.52 FTE.

The agency continues to face a number of budget risks that were not explicitly included in the rebalance plan. These include changes to caseloads, prescription drug costs, increased Aid and Assist population in the Oregon State Hospital, and costs of pending litigation. The special purpose appropriation of \$40 million that was established during the 2015 legislative session for OHA or the Department of Human Services will remain in place to address caseload costs or other budget challenges that the agencies are unable to mitigate.

The Subcommittee approved the agency's rebalance plan, with one notable exception. Costs of \$17 million General Fund related to the Medicaid Oregon eligibility (ONE) system were not funded at this time. These are costs to maintain the old eligibility system for litigation purposes after the contract with Oracle expires in March 2016. In addition to rebalance adjustments, the Subcommittee approved \$25 million of additional hospital assessment revenue that is remaining from the program ending September 30, 2015, which will be used in the budget in place of General Fund.

Overall, the adjustments made in Senate Bill 5701 result in an increase in the agency's total funds budget of \$1.1 billion, a reduction of General Fund of \$1.5 million, and an increase of 21 positions (22.88FTE). These numbers do not include budget changes related to employee compensation cost changes, which total \$20.8 million General Fund and \$37.8 million total funds, and are also included as part of Senate Bill 5701.

A more detailed description by program area follows.

Health Systems Division

The budget adjustments in Senate Bill 5701 reflect a net \$8.3 million decrease in General Fund in the Health Systems Division (HSD), with a \$75.4 million increase in Other Funds expenditure limitation and a \$964.7 million increase in Federal Funds expenditure limitation.

The rebalance plan for HSD approved by the Subcommittee includes increased caseload costs of \$84.4 million General Fund. Caseload forecasts are up primarily because redeterminations have been delayed several times over the past year. With the recent implementation of the new ONE eligibility system, the agency anticipates catching up on redeterminations over the next year. While the caseload forecasts have attempted to build in the timing of these redeterminations, forecast risks will remain higher than usual until the data has settled down over an extended period of time and there is good historical information on which to base the forecasts. Other costs include \$10.7 million General Fund for an increase in the Medicare Part D clawback required by the Centers for Medicare and Medicaid Services (CMS). Medicare Part B premiums have also increased, resulting in a General Fund need of \$7.2 million. Oregon pays these premiums for clients that are eligible for both Medicare and Medicaid. Eight additional Federally Qualified Health Centers (FQHCs) are moving to the alternative payment methodology, resulting in a one-time cost of \$3.1 million General Fund.

The rebalance plan includes a General Fund need of \$20.9 million General Fund for the new ONE eligibility system. Additional refinement of operational and maintenance costs for the system have resulted in a need for \$3.9 million General Fund above what is currently budgeted. The remaining \$17 million represents the costs to maintain the old eligibility system for litigation purposes after the contract with Oracle expires in March 2016. The Subcommittee did not approve that \$17 million General Fund in the final budget.

The rebalance plan includes a total of \$63.4 million General Fund savings in HSD. This includes a \$10.2 million savings resulting from an increase in the federal match rate for Oregon, and \$11.8 million freed up by an increase in the tobacco tax revenue forecast for the biennium. In addition, \$25 million of Other Funds are left over from 2013-15 and can be used to replace General Fund for the current biennium. Settlements and drug rebate revenues are coming in about \$15 million above budget and will replace General Fund as well. Finally, caseloads related to forensics patients living in the community went down slightly for a savings of \$1.4 million.

The rebalance plan includes management actions to decrease costs by \$25 million General Fund, all in HSD. These include an acceleration of the redetermination process next year, a delay in fee-for-service rate adjustments, and enhanced savings from program integrity efforts, including fraud detection. Finally, the rebalance includes an additional \$964.7 million in Federal Funds expenditure limitation, primarily because of the increased caseload. An addition of \$40.4 million Other Funds expenditure limitation results from the additional revenues discussed above.

In addition to rebalance adjustments, the Subcommittee adjustments include the addition of \$35 million of additional hospital assessment revenue that remains from the assessment program that ended September 30, 2015. Of the total, \$25 million will be used to replace General Fund in the 2015-17 budget, while the remaining \$10 million Other Funds has been approved for one-time investments in rural hospital transformation and sustainability as outlined below. These recommendations were brought forward by a workgroup required by a Senate Bill 5507 (2015) budget note.

For investment in rural health provider workforce capacity, it is expected that at least \$1.5 million Other Funds will be used to support the work of Oregon's Graduate Medical Education Consortium.

Investments in small and rural hospital transformation strategies include: establish transitional post-acute care programs (cost of \$4 to \$7 million over three years), establish virtual clinics in communities with acute primary care shortages (cost of up to \$1.1 million), and provide education for rural providers on population health (cost of \$100,000). Costs associated with each option available to rural hospitals will depend on the number of hospitals that pursue each option. Rural hospitals have the flexibility to select one or more options depending on local needs. The funding for hospital programs will be distributed through OHA, to the Oregon Association of Hospitals Research and Education Foundation, which will collaborate with OHA to identify related baseline and outcome data on each project and report that data to OHA as well as provide the funding to implement each of the projects available to rural hospitals.

The following budget note was approved by the Subcommittee.

Budget Note:

The Oregon Health Authority shall identify and track related outcomes on each project that is implemented as a result of the \$10 million investment in rural hospital transformation and sustainability, shall provide regular updates to the Legislative Fiscal Office and the Department of Administrative Services Chief Financial Office, and shall report back to the Joint Committee on Ways and Means during the 2017 legislative session on the implementation and status of the projects, outcomes to date, costs to date, as well as recommended policies which will improve population health outcomes in rural Oregon.

The Subcommittee included \$2 million General Fund for the Medicaid Primary Care Loan Repayment Program. This program was funded in the 2013-15 biennium, but not in the current biennium. The budget also includes \$0.5 million General Fund for negotiated compensation cost changes for non-state employees. As discussed above, most of the special purpose appropriation of \$10.7 million, which had been set aside for this purpose, was distributed to OHA and the Department of Human Services.

The Subcommittee included \$900,000 of one-time General Fund for planning and start-up costs related to providing medical assistance for additional children in Oregon. The following budget note was approved.

Budget Note:

The Oregon Health Authority is directed to develop a plan and recommendations for extending medical assistance to children not eligible under ORS 414.231(3) including: eligibility criteria, coverage options, enrollment estimates, issues of equity and inclusion, integration with other programs, outreach, administrative and staffing changes, phasing options, and cost estimates. In developing the recommendations, the agency is expected to engage stakeholders and legislators, and utilize information on experiences in other states. The agency will report back to the appropriate committees during the 2017 legislative session on their plan and recommendations.

Oregon State Hospital

The rebalance plan approved by the Subcommittee for the Oregon State Hospital (OSH) includes \$2.7 million General Fund to finish the implementation of the Avatar system, the electronic health record system at the hospital. Much of the Avatar system has been completed and adopted into the normal workflow processes. This includes the Clinician Work state, Lab Management, and Food and Nutrition Services. SB 5701 A

However, the Medication Management and the Billing modules have not yet been fully implemented and adopted into the workflow processes. Implementation of the medication management module will allow the use of automated dispensing of medication, as well as electronic medication administration records. A recent Secretary of State audit noted the importance of finishing this work, both from an efficiency and patient safety perspective. The Billing module will assist in more accurate and timely reimbursement requests to Medicare, Medicaid, and third party insurance providers. The agency has contracted with a company to assist with the final adoption and implementation of these parts of the system.

The rebalance plan also includes the transfer of \$10 million General Fund from OSH to Statewide Assessments and Enterprise-wide Costs (SAEC). This funding was put in the OSH budget to be used for cost allocation purposes once the agency had done a thorough review of cost allocation issues within OSH and agreed with CMS on a new cost allocation plan. Once cost allocation is actually implemented, the funding will need to be in SAEC.

Although the agency believed it was too early to bring forward as a formal request, there is risk to the Oregon State Hospital budget. The Aid and Assist population at the hospital continues to grow and may ultimately result in the need to open an additional ward. The agency is in the process of implementing several investments that are expected to ease the pressure from this population, and so at this point is not requesting any funding. OSH is also closely monitoring the use of overtime, particularly as it relates to staff use of the federal Family and Medical Leave Act, and may eventually request additional positions to deal with these issues.

Public Health

The Subcommittee approved an Other Funds expenditure limitation of \$4.0 million and two permanent positions (1.00 FTE) for a youth marijuana-use prevention pilot project as required in House Bill 4014. The one-time funding for this program will be transferred from the Oregon Liquor Control Commission Account, to be repaid out of marijuana tax revenues. This evidence-based pilot project will serve as a basis for establishing a statewide program during the 2017-19 biennium. The distribution of marijuana taxes during the 2017-19 biennium may be adequate to fund the statewide program, but if not, the agency will need to request additional funding to operate an ongoing program.

The agency anticipates establishing a new fee for medical marijuana processors, and increasing the fee on growers, effective April 1, 2016. These fees are necessary to pay for the increased costs to the program with the changes that resulted during the 2015 session. The increased expenditure limitation was included in the agency's 2015-17 legislatively adopted budget.

The agency anticipates a fiscal impact from House Bill 4014 and Senate Bill 1511, which make changes to both the medical marijuana and recreational marijuana systems. In addition to the pilot project discussed above, House Bill 4014 requires the agency to issue receipts to medical marijuana registry applicants on the same day that they are received. This is expected to require additional staff. Senate Bill 1511 allows producers, processors, and distributors that currently are limited to medical marijuana only to choose to operate in both the medical and recreational markets. In that case, both the licensing revenue and the regulatory functions related to those entities will move to the Oregon Liquor Control Commission (OLCC). In the short run, this will create additional workload for program staff in Public Health, as paperwork is completed to allow the entities to shift. In the long run, OHA estimates up to a \$5.6 million loss of revenue during the 2015-17 biennium, as producers, processors, and dispensaries opt to be licensed and registered by OLCC. While the agency would also experience some cost reductions as less regulatory work would be required, it is likely that the revenue reduction would occur sooner than the costs can be reduced. The overall effects cannot be estimated accurately at this time.

The agency expects to include the necessary adjustments to expenditure limitation, as well as adjustments to numbers and classifications of positions needed, in the rebalance they will submit during the fall of 2016. In their rebalance report, the agency will also report on the estimated revenue loss and its program impact. A number of on-going core public health programs are funded with fee revenue generated through the medical marijuana program. If revenues are inadequate to fund these programs, General Fund could be required to continue these programs, or the programs would need to be reduced or discontinued. These programs include state support for local public health departments, the Safe Drinking Water Program, Emergency Medical Services, and others.

One full-time position (0.38 FTE) was approved for the Prescription Drug Monitoring Program for workload associated with House Bill 4124.

Central and Shared Services/Statewide Assessments and Enterprise-Wide Costs

The rebalance plan approved by the Subcommittee for the administrative units of the agency includes \$0.6 million General Fund for mass transit costs and treasury fees that were not included in the original budget. In the future, these need to be incorporated in the budget build process.

Debt service is also included within these budget units. The Oregon State Hospital Replacement Project is expected to close out with a surplus of \$3.7 million in bond proceeds. This surplus will be used to pay down debt service and free up General Fund. Another \$0.4 million Other Funds expenditure limitation has been identified by the Department of Administrative Services as available to pay debt service on these bonds, also freeing up General Fund.

Department of Human Services

The 2015-17 budget for the Department of Human Services (DHS) is built around nine budget structures and five appropriations. The budget structures reflect five direct program areas: Self Sufficiency (SS); Child Welfare (CW); Vocational Rehabilitation (VR); Aging and People with Disabilities (APD); Intellectual and Developmental Disabilities (IDD); and four program support functions: Program Design Services (PDS), Central Services (CS), Shared Services (Shared), and State Assessments and Enterprise-wide Costs (SAEC).

The majority of the DHS budget adjustments approved by the Subcommittee are driven by actions needed to rebalance the agency's budget. At the January 2016 meeting of the Interim Joint Committee on Ways and Means, the agency presented a rebalance report indicating a significant funding need – \$71.7 million General Fund – to sustain programs for the remainder of the biennium. This projection incorporates a number of issues affecting the agency's budget, including caseload changes, increases in cost per case, and other program changes or issues arising since the 2015 legislative session.

The biggest drivers of the budget deficit are caseload costs in the APD and IDD programs, some of which are compounded by collective bargaining actions and federal regulations. While these issues were identified as budget risks during the 2015 session and handled either directly in the budget or through special purpose appropriations, some costs were not adequately estimated. In addition to costs, the DHS rebalance calculation does factor in caseload savings in Temporary Assistance for Needy Families (TANF) and from federal match rate changes. The approved rebalance plan addresses part of the budget gap by directly adding \$37.4 million General Fund to the budget; however, this leaves about \$34.9 million General Fund associated with APD and IDD caseload costs unfunded (as of the current projection; the unfunded amount may change as expenditures are recorded and projections evolve).

The special purpose appropriation of \$40 million that was established during the 2015 legislative session for DHS or OHA has been left untouched and continues to be available for the Emergency Board to allocate to help cover caseload costs or other budget challenges that the agencies are unable to mitigate. However, if demand ends up being greater than the amount of funding set aside, other legislative action may be required early in the 2017 session. DHS will continue to closely monitor caseload counts and costs in all programs, while continuing to develop long term solutions to ensure budget sustainability.

Regarding sustainability, the budget report for House Bill 5026 (2015), contained a budget note directing the agency to report, during the 2016 legislative session, on ways to ensure program sustainability specifically for the APD and IDD programs. This direction was in response to concerns about budget growth and increases in both caseload volume and costs. The agency engaged an external consultant to support the development of independent and unbiased options for program sustainability. The final report, produced by the Lewin Group, was received on February 10, 2016, and identifies potential strategies for “bending the cost curve” in these programs. Suggestions primarily revolve around changing eligibility, modifying services, and increasing participant cost-share. Input from stakeholders was included in the report; while they acknowledge that projected program costs are unsustainable, there are varying perspectives on how best to deal with costs.

Legislative members expressed frustration with the report, as it had a limited amount of modeling, was unable to capture all potential budget drivers, and did not result in a list of succinct options for potential action. Both the Lewin Group and DHS indicated this was primarily due to time and data constraints. A group of legislators, primarily from the policy and budget committees overseeing human services issues, is committed to working with the agency and stakeholders to develop policy and program change options discrete enough to be fully vetted and priced for potential budget action in the 2017 legislative session. DHS has also identified some areas where it can start to make some changes, mostly around best practices for assessing client needs and validating that the most appropriate services/service levels are being authorized. To formalize these efforts, the Subcommittee adopted the following budget note:

Budget Note:

- 1) The Department of Human Services is directed to take steps to provide policy and budget options for decision making that will be required during the 2017 legislative session to ensure future sustainability of the APD and IDD programs. Steps include further refinement, analysis, and pricing of viable options or ideas brought forth by the agency, stakeholders, and other interested parties; the focus should be on ways to control caseload growth and utilization. The agency will reach out to legislators, stakeholders, and partners to assist in this effort. In developing sustainability proposals, the Department shall prioritize options that minimize impacts on consumers and providers. The Department will also formally report, at a minimum, to the Emergency Board during Legislative Days in May and December 2016 on progress made under both parts of this budget note. The agency may also be requested to report to interim legislative policy committees on human services.
- 2) In addition to the work described above, the Department is also directed to take immediate actions that may help contain costs without changing the current service system structure and that do not require statutory changes. The agency’s action plan includes:
 - Review and correct, if needed, the relationship between assessment tools and program eligibility criteria;
 - Take action to more efficiently align service authorization with people’s needs, also consider appropriate limits;

- Work to limit use of overtime in service plans; but the agency should take into account workforce shortage areas, the needs of consumers, and changes to current consumer provider relationships;
- Continue discussions with CMS to prevent the conversion of natural support to paid support, with consideration for parental responsibility; and
- Further restrict the live-in program to prohibit live-in service plans when the individual lives in their family's home or the family lives with the individual and is served by that relative (they would still be served in the hourly program).

Overall, the adjustments made in Senate Bill 5701 increase agency's budget by just under \$350.0 million total funds; comprised of \$36,651,673 General Fund, \$27,557,059 Other Funds expenditure limitation, and \$285,760,479 Federal Funds expenditure limitation. The associated staffing changes result in a net increase of 16 positions (7.23 FTE). These numbers do not include budget changes related to statewide employee compensation, which total \$27.5 million General Fund (\$60.6 million total funds), and are also included as a part of Senate Bill 5701.

In addition to caseload cost underfunding and caseload forecast/cost volatility, there are other budget risks. These include costs associated with the approved settlement agreement for the *Lane v. Brown* lawsuit (reduce number of clients in sheltered workshops) and other legal expenses; federal changes to funding streams, program requirements, and possible sequestration; and impacts of economic changes, such as a recession.

A more detailed description of each program area's budget adjustments follows. For context regarding caseload changes, the 2015-17 legislatively adopted budget was based on the spring 2015 caseload forecast; the rebalance adjustments in Senate Bill 5701 factor in caseload and cost changes tied to the fall 2015 forecast, published in January 2016.

Self Sufficiency

The budget adjustments approved by the Subcommittee for the Self Sufficiency (SS) program reflect a decrease of \$36.7 million General Fund (and total funds) and 1 position (no FTE change).

The fall 2015 forecast projects the 2015-17 overall Supplemental Nutrition Assistance Program (SNAP) caseload to be 5.3% lower than earlier estimates. Embedded in the net decrease is a decrease in the number of SS households receiving SNAP, while the number of Aging and People with Disabilities households receiving SNAP continues to grow. Caseloads in the TANF cash assistance programs are down 11.6% from the spring numbers, at a biennial average of 24,787 families. Overall caseload savings of \$37.0 million General Fund are included in the agency's rebalance calculation and used to offset costs in other programs.

While the 2015-17 budget included significant investments in, and changes to, the Employment Related Day Care (ERDC) program, the agency estimates an additional \$709,327 General Fund is needed to fully cover costs of collective bargaining for day care providers. This amount includes \$600,000 for AFSCME child care providers that was not part of the agency's original rebalance request. The costs are covered with an allocation from the \$10.7 million General Fund special purpose appropriation for collective bargaining costs for workers who are not state employees.

Technical adjustments and transfers account for a decrease of \$0.5 million total funds for this program, most of which aligns the budget between SS and support functions. This action is consistent with past budgeting practices which have made these budget changes as part of the first rebalance after the budget was approved; similar adjustments are approved in other programs. Two part-time positions are also combined into one full-time position to better meet program needs.

The Subcommittee approved \$130,000 General Fund, on a one-time basis, for distribution to the Oregon Food Bank. Through purchase of a refrigerated truck, the funding will support expansion of the Fresh Alliance initiative. This food recovery program picks up donations of perishable food (nearing end of shelf life) from grocery stores and then makes that food available to hunger-relief agencies.

Child Welfare

For Child Welfare (CW), the Subcommittee approved a decrease of \$0.5 million General Fund, an increase of \$0.3 million Other Funds expenditure limitation, an increase of \$1.8 million Federal Funds expenditure limitation, and a decrease of 1 position (no FTE change).

Forecasts for individual caseloads within CW have fluctuated slightly between the spring and fall forecasts, with associated budget changes primarily due to an increase in cost per case. A net increase of \$1.9 million General Fund and \$4.4 million total funds is identified as being needed to fund caseloads, most of which is attributed to the Well Being program. The rebalance does include savings from a change in the Federal Medical Assistance Percentage (FMAP), decreasing the need for General Fund. Based on the latest federal estimates, the 2015-17 biennial average FMAP rate will increase from 64.21% to 64.37%, which reduces the state contribution and draws down additional federal dollars. This change will also affect other agency programs.

The agency's rebalance proposal included the establishment of a budget mechanism (\$19.5 million Other Funds expenditure limitation) to fully convert the General Fund budget for the Supporting, Preserving and Reunifying Families (SPRF) program into Other Funds. To avoid overstating the overall budget for this program, the approved rebalance plan does not include this adjustment. If, closer to the end of the 2015-17 biennium, DHS estimates it will underspend its General Fund budget for SPRF, the agency can request the legislature to approve paying those excess dollars into the SPRF fund (converted into Other Funds).

Technical adjustments and transfers are approved for this program, which generally align the budget between CW and support functions. A position action is included to combine two part-time positions into one full-time position to better meet program needs.

Vocational Rehabilitation

The budget approved by the Subcommittee for Vocational Rehabilitation (VR) reflects increases of \$3.3 million General Fund, \$8.5 million Federal Funds expenditure limitation, and 8 positions (9.89 FTE).

The fall 2015 forecast projects the 2015-17 VR caseload to be about 1% lower than the spring estimate. Any potential savings associated with fewer clients is masked by higher than projected costs per case, which have grown by 16.3% from the spring 2015 forecast. Higher costs continue to be driven by an increase in the number of clients with cognitive and psychosocial disabilities who have complex needs that are more challenging to meet.

To maintain the program and cover these costs without activating the Order of Selection (priority wait list), the program estimates needing about \$7.5 million General Fund, since base federal dollars are capped. However, the rebalance plan uses \$8.5 million in one-time federal reallocation dollars to cover these costs for the 2015-17 biennium; these resources would need to be backfilled with General Fund in the 2017-19 budget to sustain program services. Another \$1.0 million of the one-time monies would cover costs associated with implementation of the federal Workforce Innovation and Opportunities Act (WIOA).

Technical adjustments and transfers account for an increase of \$3.3 million total funds and 11 positions (9.92 FTE); the dollars and the positions are associated with moving work tied to the Governor's Executive Order 15-01 and the Employment First policy package from Intellectual and Developmental Disabilities to VR. This position increase is partially offset by other actions converting part-time positions to full-time.

Aging and People with Disabilities

For the Aging and People with Disabilities (APD) program, the Subcommittee approved budget increases of \$33.5 million General Fund, \$17.2 million Other Funds expenditure limitation, and \$119.3 million Federal Funds expenditure limitation; no position changes were needed. The increases cover all but about \$8.7 million General Fund (plus corresponding Federal Funds expenditure limitation) of the agency's current projected budget shortfall associated with caseload costs. As noted previously, it is expected that most of these costs can be addressed via an allocation from the special purpose appropriation to the Emergency Board.

Caseloads in long-term care facilities are slightly above the level funded in the legislatively adopted budget. In-home and community-based facilities' caseloads are essentially flat, while nursing facilities' caseloads are 3.2% higher. Since nursing care is more expensive, that increase is driving a need for \$7.0 million General Fund and \$23.0 million total funds. A portion of these costs are offset by net savings in nursing facility rates of \$1.8 million General Fund (\$6.0 million total funds). Rates are anticipated to be lower in the second year of the biennium based on projected bed reduction targets; rates were pegged to those targets under House Bill 2216 (2013).

A key budget driver related to APD caseloads are costs per case associated with in-home care. Labor agreements and actions required by federal regulations are increasing hourly costs, while higher acuity and need levels are influencing service levels (hours per client). For some program services, cost per case has grown by as much as 15% over the spring forecast estimate. The approved rebalance plan covers \$13.8 million General Fund for overtime pay for home care workers that is being driven by federal labor regulations. Due to wage increases for these same workers, \$3,351,396 General Fund is added and is supported by an allocation from the \$10.7 million General Fund special purpose appropriation for compensation changes driven by collective bargaining for workers who are not state employees. In the approved rebalance plan, savings in community-based care are used to offset some of the in-home need.

Collective bargaining (rate increases) for adult foster care is behind an increase of \$1,241,568 General Fund (\$4.2 million total funds); this increase is also covered by an allocation from the special purpose appropriation for non-state worker collective bargaining. After allocations made in both the DHS and OHA budgets as part of Senate Bill 5701, there is \$700,147 remaining in that special purpose appropriation. It is anticipated that DHS and OHA will request this funding once outstanding bargaining issues are resolved; actual costs may vary based on outcomes.

APD's rebalance plan also includes \$4.0 million General Fund in savings due to the FMAP change noted previously, and another \$5.0 million General Fund savings tied to accessing more federal dollars for newly eligible clients.

To meet federal program requirements, the agency needs \$16.6 million Other Funds expenditure limitation for waived case management services. The approved limitation will help separately track program expenditures and receive the allowed higher match rate.

An expenditure limitation of \$7.0 million Federal Funds is included in the plan to reflect expenditures allowed under OHA's Designated State Health Program (DSHP) waiver associated with Oregon Project Independence.

Technical adjustments and transfers account for a net decrease of \$2.3 million total funds.

Intellectual and Developmental Disabilities

The rebalance changes approved by the Subcommittee for the Intellectual and Developmental Disabilities (IDD) program are increases of \$33.2 million General Fund and \$112.3 million Federal Funds expenditure limitation; positions were reduced by 11 (9.92 FTE). The increases cover all but about \$26.2 million General Fund (plus corresponding Federal Funds expenditure limitation) of the agency's current projected budget shortfall associated with caseload costs. As noted previously, it is expected that most of these costs can be addressed via an allocation from the special purpose appropriation to the Emergency Board.

Both caseloads and cost per case in IDD programs are expected to be higher than the previous forecast, driving an overall increase of \$64.6 million General Fund (\$210.3 million total funds). Caseload counts, particularly for children, are well over the spring 2015 forecast. This continues to be directly related to the K Plan, as under that state plan option services must be provided to all eligible applicants. Costs per case also continue to grow as they are driven by assessed client needs and no longer subject to any monetary caps.

The approved rebalance plan includes \$3.0 million General Fund to restore a reduction action taken during 2015-17 budget development. This amount was offered up by the agency as a reduction during session, but was attributed to the wrong program; if left in place the cut eliminates staff supporting children's programs. Participation rate changes for brokerage case management are driving an increase of \$2.1 million General Fund; the Department has a plan to improve participation rates going forward through provider training.

Labor agreements and federal rule changes also drive costs for IDD. Collective bargaining (rate increases) for adult foster care drives an increase of \$2,066,520 General Fund (\$7.0 million total funds). This change is covered by an allocation from the special purpose appropriation for non-state worker collective bargaining. Another allocation from the same source of \$2,133,480 General Fund (\$7.0 million total funds) is also approved to pay bargained wage increases for personal support workers. To address overtime rules also affecting personal support workers, \$3.2 million General Fund is added; this is part of a \$17 million General Fund need (APD and IDD combined) for this issue identified during the 2015 legislative session.

Some savings are available to help partially offset costs. In some parts of the program, Medicaid participation rates have improved and are projected to reduce General Fund spending by \$5.6 million. The change in the FMAP rate is anticipated to save \$4.6 million General Fund.

Technical adjustments and transfers reduce the IDD budget by \$4.6 million General Fund (\$6.2 million total funds) and 11 positions (9.92 FTE), most of which is moving the VR portion of the additional Employment First resources approved for 2015-17 from IDD to VR.

SB 5701 A

42 of 54

Program Design Services

In Program Design Services (PDS), the Subcommittee approved a decrease of \$0.2 million General Fund, an increase of \$7.6 million Other Funds expenditure limitation, an increase of \$40.9 million Federal Funds expenditure limitation, and an increase of 32 positions (13.70 FTE). These adjustments include some small technical adjustments, but the changes mostly consist of budget increases needed to cover the next phase of the agency's Integrated Eligibility (IE) information technology project.

In House Bill 5026 (2015), DHS received \$750,000 General Fund (\$7.5 million total funds) for planning to improve eligibility determination systems for non-MAGI (Modified Adjusted Gross Income) Medicaid programs. These programs primarily serve clients in the APD and IDD programs. However, after planning work and a changing information technology landscape due to implementation of OHA's OregonONEeligibility (ONE) system, the project approved by the Subcommittee will enhance ONE to support eligibility determinations for the non-MAGI Medicaid programs, plus the Supplemental Nutrition Assistance Program (SNAP), Temporary Assistance for Needy Families (TANF), and Employment Related Day Care (ERDC) programs.

The additional project funding in Senate Bill 5701 is \$47.9 million total funds. When coupled with the previously authorized planning money, the overall 2015-17 project budget represents about 43% of the overall estimated project cost of \$130 million total funds. Based on current federal match estimates, about 85% of project costs will be covered by federal dollars. In House Bill 5202, the Joint Ways and Means Subcommittee on Capital Construction approved \$7.5 million in proceeds from Article XI-Q Bonds to cover the state share of the project for the current biennium. DHS estimates that the project will take 33 months to execute, with completion targeted for the end of 2018. The 2017-19 state share of the project is estimated at about \$15 million and includes debt service on the 2015-17 bonds. The staffing component of the project is 35 limited duration positions (15.83 FTE), primarily consisting of project managers and operations/policy analysts. These resources would supplement permanent employees (information technology, fiscal, policy, management) that are located in both DHS and OHA; some of these resources had been previously approved for work on other system improvement initiatives and the ONE project.

Both the Joint Committee on Ways and Means Subcommittee on Human Services and the Joint Legislative Committee on Information Management and Technology (JLCIMT) reviewed the project. The JLCIMT recommended incremental, conditional approval of the request and set out several action items, in its recommendation to the Joint Committee on Ways and Means, which were adopted. The Subcommittee approved the project with the understanding that the funding will be unscheduled until the Legislative Fiscal Office and the Chief Financial Office of the Department of Administrative Services approve rescheduling; agency compliance with the JLCIMT recommendations will be key to making expenditure limitation available. Depending on project progress and timing, the Department may be asked to report during the interim to the Emergency Board and/or JLCIMT.

Central Services

The budget adjustments, associated with technical change and transfers, included in Senate Bill 5701 for Central Services, are net decreases of \$0.3 million total funds and one position (1.00 FTE).

Shared Services

The Subcommittee approved a net decrease of \$0.8 Other Funds expenditure limitation and 10 positions (5.44 FTE) for Shared Services. Included in this adjustment is the transfer of 11 positions (7.37 FTE) from the Provider Audit Unit within the Office of Payment Accuracy and Recovery

into OHA Central Services. This change is consistent with guidance from the federal Centers for Medicare and Medicaid Services regarding this unit's responsibility for auditing Medicaid providers.

Statewide Assessments and Enterprise-wide Costs

The budget adjustments approved by the Subcommittee include technical adjustments and transfers accounting for an increase of \$5.6 million General Fund (\$9.1 million total funds), primarily to align the assessment budget with 2015-17 policy package changes in program budget structures. There is also an adjustment to align with positions being moved to OHA from DHS Shared Services.

The approved rebalance plan includes \$118,318 General Fund (\$277,566 total funds) to cover Treasury fees. Due to an oversight during 2015-17 budget development, this line item, which is driven by the cost of banking services, was not adequately funded in the base budget. Also accounted for is an adjustment to capture and spend lease revenue, which reduces the need for both General and Federal Funds resources. To match up with the APD budget, \$2.5 million Other Funds expenditure limitation is added to support the budget mechanism for recording waived case management expenditures.

The agency's 2015-17 budget includes \$839,543 General Fund for debt service associated with the Central Abuse Management (formerly known as the Statewide Adult Abuse Data and Report-Writing System) and assumes a bond sale early in the biennium. Current project timing indicates the sale will not need to occur until spring 2017. Based on that timeframe, the debt service is eliminated because it is not needed; this savings amount is not included as a resource within the DHS rebalance plan.

JUDICIAL BRANCH

Commission on Judicial Fitness and Disability

The Subcommittee increased the General Fund appropriation for extraordinary expenses by \$172,000, equivalent to a 74.8% increase over the level of General Fund in the Commission's 2015-17 legislatively adopted budget. The funds were appropriated to pay the Commission's costs incurred from the investigation and prosecution of two charges of judicial misconduct. The action increases the General Fund appropriation for extraordinary expenses to \$189,753. The revised funding level covers the costs-to-date identified by the Commission, and provides an additional amount of approximately \$20,000 for projected Commission costs associated with the Supreme Court review of the cases. The agency will need to request additional funding later in the biennium, if the costs of completing the two current cases exceed projection, or if the Commission approves any additional cases for formal investigation. If the full appropriation is not needed, any remaining funds will be available to cover extraordinary expenses in the 2017-19 biennium. The General Fund increase was approved on a one-time basis and will be phased out in the development of the agency's 2017-19 budget.

Judicial Department

The Subcommittee approved increases in total Judicial Department expenditures of \$17,454,547. The expenditure changes include a General Fund increase of \$8,389,259. Budget adjustments include employee compensation adjustments plus the specific items identified below.

SB 5701 A

44 of 54

The Subcommittee increased the General Fund appropriation for judicial compensation by \$630,000 for the 2015-17 biennium cost of providing a \$5,000 per year salary increase to all statutory judges, beginning on January 1, 2017. The salary increase is enacted by Senate Bill 1597, the 2016 session program change bill. The fiscal impact of the salary increase will increase to \$2,520,000 General Fund beginning with the 2017-19 biennium, when it will be in effect for the full biennium.

A \$200,000 General Fund increase was approved for the Oregon State Bar Legal Assistance Program (Legal Aid) for legal assistance in housing-related issues. As is the practice with unrestricted General Fund appropriations for Legal Aid, this supplemental funding is approved on a one-time basis and will be phased out in the development of the 2017-19 budget. The General Fund appropriation increases combined total 2015-17 biennium state support for Legal Aid, from both Other Funds (court filing fees) and General Fund sources, to \$12,700,000.

The Subcommittee increased the Other Funds expenditure limitation for the State Court Technology Fund (SCTF) by \$5,330,000 for costs of maintaining and supporting state court electronic systems and providing electronic service and filing services. The expenditure limitation increase largely reflects a higher rate of electronic filing of court documents than was anticipated when the Chief Justice's recommended budget was developed. The Department uses SCTF moneys to pay electronic filing charges and does not charge participating parties who file the documents. The SCTF is projected, following this authorization and the mid-biennium transfer of legacy technology fee revenues to the SCTF as required by Senate Bill 1597, to have a 2015-17 biennium ending balance exceeding \$860,000. SCTF resources are not, however, projected to cover costs in subsequent biennia without action to either increase SCTF revenues or reduce ongoing operating costs.

A \$2,800,000 Other Funds expenditure limitation increase was approved for the planning and design of a new Lane County Courthouse facility through the Oregon Courthouse Capital Construction and Improvement Fund (OCCCIF). This expenditure limitation amount allows for expenditures of up to \$1.4 million of Article XI-Q bond proceeds and of up to \$1.4 million of required county matching funds for the Lane County Courthouse project. Project bonds are authorized in House Bill 5202. The approved bond authority is in addition to the bond proceeds that were previously authorized for the 2015-17 biennium: \$17.4 million for the Multnomah County Central Courthouse project, \$2.5 million for the Jefferson County Courthouse project, and \$7,875,000 for the Tillamook County Courthouse project. Debt service costs for the Article XI-Q bonds authorized for the Lane County Courthouse project are projected to total approximately \$233,000 General Fund per biennium, beginning in the 2017-19 biennium. Because the bonds will not be issued until the spring of 2017, there will not be debt service payments due in the current biennium.

The approval of Article XI-Q bonds for planning and design of the Lane County Courthouse does not create or imply any commitment to provide state funds for the construction of the facility. The Subcommittee also increased the Judicial Department operations Other Funds expenditure limitation by \$45,000 for the cost of issuance of Article XI-Q bonds for planning and design of the Lane County Courthouse facility.

The Subcommittee approved the following budget note concerning courthouse funding through the Oregon Courthouse Capital Construction and Improvement Fund:

Budget Note:

The Chief Justice or his designee is requested to present a report to the Emergency Board, no later than December 2016, with a priority ranking and the projected costs of courthouse capital construction projects for which he may, within the next twelve years, request state funding support from the Oregon Courthouse Capital Construction and Improvement Fund. The report shall include recommendations for stabilizing biennial funding request amounts over the ten-year period beginning with the 2019-21 biennium.

Public Defense Services Commission

The Subcommittee increased the General Fund appropriation for the Contract and Business Services Division by \$18,834. The appropriation funds payment of a Secretary of State service charge that was omitted from the agency budget in error.

LEGISLATIVE BRANCH

The Subcommittee approved a net-zero General Fund rebalance. The adjustments include reductions to agency budgets to account for higher than anticipated reversions from the 2013-15 biennium, a \$180,000 increase for chamber improvements, and an increase of \$6.7 million in Legislative Administration for facilities projects. Unused bond proceeds of \$2.4 million are used to pay debt service in lieu of General Fund. The facilities projects will be the beginning of a \$50 million Capitol project that will make improvements to the mechanical, electrical, and plumbing systems; address security and life safety issues; and increase accessibility for people with disabilities. It is expected to take three years for all of the improvements to be completed. House Bill 5202 includes \$30 million in Article XI-Q bonds to continue the project into the 2017-19 biennium. The expenditure limitation for those bond proceeds are included in House Bill 5203, which is the bill for all capital construction limitations. The Subcommittee approved an Other Funds expenditure limitation of \$460,000 for the cost of issuance for the bonds. There is no debt service in the current biennium.

The Subcommittee also approved two new Other Funds expenditure limitations related to the Oregon Capitol Foundation. The Foundation is now a separate entity from the Legislative Administration Committee. The limitations include \$300,000 for the History Gateway and \$25,000 for expenses related to operations for the Foundation.

NATURAL RESOURCES

Department of Agriculture

The Subcommittee established a Federal Funds expenditure limitation of \$175,000 in the Administrative and Support Services program area to accommodate the awarding of a federal grant to be used for wolf depredation compensation claims, and for nonlethal preventative techniques.

The Subcommittee also increased Federal Funds expenditure limitation by \$1,700,000 and made a one-time \$539,338 General Fund appropriation as state match to pay for eradication efforts related to the Asian Gypsy Moth, a non-native invasive species, which was found in northwest Portland. The majority of the eradication project would occur during May and June of this year. On January 14, 2016, the U.S. Department of

Agriculture (USDA) notified the Department that \$1.7 million in federal funding would be made available for the eradication project. In the past, USDA has provided only 50% of eradication funding.

The Subcommittee also acknowledged that the Department anticipates increasing the wholesale seed dealer license from \$500 to \$750 in May 2016, and increasing the veterinary product registration fee from \$75 to \$100 in June 2016. The Other Funds revenues from these increases will be used, in part, to fund program compensation increases.

Columbia River Gorge Commission

The Subcommittee increased the General Fund appropriation made to the Columbia River Gorge Commission by \$11,308 to match the amount provided to the Commission by the State of Washington for the 2015-17 biennium for operational costs. Included in the \$11,308 increase is \$6,000 for costs related to a once every five year audit; this amount is considered to be one-time and is not to be included in the base budget for 2017-19 budget development. The Subcommittee also eliminated the Commission's \$5,000 Other Funds expenditure limitation provided in the adopted Oregon budget since any non-General Fund revenues received by the Commission are expended through the Washington budget.

Department of Environmental Quality

The Subcommittee approved a one-time \$100,000 General Fund appropriation for sampling, testing, and monitoring Harmful Algae Blooms. Of the total, \$30,000 will be used to purchase testing equipment so that samples do not need to be sent out of state for processing.

The Subcommittee also approved \$230,000 General Fund, on a one-time basis, to provide information for the 2017 legislative session on how a market-based carbon reduction system would work in Oregon. The money would be used to hire a full-time limited duration Operations and Policy Analyst 4 position (0.58 FTE). In addition, \$50,000 is to cover costs for an economic consultant to assist with research data and analysis. The DEQ work is to include:

- (1) Identify the type, scope, and design of the greenhouse gas emissions cap necessary to link with other jurisdictions and meet the state's greenhouse gas emissions reduction goals.
- (2) Assess how a market-based program would interact with existing programs, such as the Renewable Portfolio Standard, the Clean Power Plan, and the Clean Fuels program, and achieve the state's greenhouse gas emissions reduction goals.
- (3) Study and evaluate how existing market-based programs in other jurisdictions control leakage and how those methods might be adapted to align with Oregon's economy and business sectors.
- (4) Study and evaluate how existing market-based programs address potential impacts and benefits to disadvantaged populations and rural communities and how those methods might be adopted to Oregon.

The Subcommittee approved a \$2,500,000 General Fund appropriation to expand the Department's current Oregon Air Toxics Program. This will allow the immediate focus of increased air toxics monitoring efforts on cadmium, arsenic, and chromium hotspots in Portland, as well as, expand air toxics monitoring across the state. In addition, the increased funding will allow DEQ to develop a risk-based approach to air permitting for industrial sources through rulemaking. Over time this will allow DEQ to modify existing air permits to be risk-based. The air toxics monitoring funded through this appropriation uses moss collection and analysis to map pollution levels in Portland communities and develop maps of hot spots. This funding will allow the Department to purchase and set up two additional full air toxics monitoring stations that can be directed at areas with high levels of air toxics that are identified. A Natural Resources Specialist 3 position, three Natural Resources Specialist 2 positions, a

SB 5701 A

47 of 54

Chemist 2 position, and a Chemist 3 position are added as permanent positions for the monitoring and analysis work. DEQ will also use the funding to develop, through rulemaking, an Oregon specific air toxics program that ensures industrial hot spots are sufficiently controlled. During this process, discussions with local governments about their potential roles and involvement, either formally or informally, may occur. To work on this part of the program, six permanent positions were added (Principal Executive Manager E, Program Analyst 3, Natural Resources Specialist 4, Natural Resources Specialist 3, Operations and Policy Analyst 1, and Public Affairs Specialist 2). In all, 12 permanent positions (7.00 FTE) were added, with total Personal Services costs of \$1,266,789, Services and Supplies costs, including Professional Services, of \$883,211 and \$350,000 in Capital Outlay for monitoring equipment. This program is estimated to have a 2017-19 roll-up cost of \$3,626,239 General Fund.

Department of Fish and Wildlife

The Subcommittee approved a one-time increase of \$180,000 Other Funds expenditure limitation to continue two limited-duration Natural Resource Specialist 2 positions authorized for one year in Senate Bill 5544 (2015). These two positions work with landowners to improve and protect sage grouse habitat.

Department of Forestry

The Subcommittee approved an increase of \$23,115,122 in the General Fund appropriation made to the Department of Forestry, Fire Protection Division for the payment of emergency firefighting costs associated with the 2015 forest fire season. This amount is dedicated to the following specific uses:

- Unbudgeted emergency fire costs (\$19,558,783)
- Fire protection district deductibles (\$677,886)
- Training provided to Oregon National Guard troops (\$500,000)
- Oregon State Treasury loan interest (\$323,630)
- Severity resources (\$2,054,823)

The portion of the General Fund appropriation to the Department of Forestry included above for severity resources is offset by a reduction of the same amount in the special purpose appropriation that had been established for this purpose. In addition, Other Funds expenditure limitation is increased by \$56,334,408, which includes \$55,172,387 for unbudgeted emergency fire costs and \$1,162,021 for fire protection district deductibles.

The Subcommittee approved a decrease in the General Fund appropriation of \$238,581 and a decrease in the Other Funds expenditure limitation of \$726,392 made to the Oregon Department of Forestry for the payment of debt service. These amounts were originally included in the agency's budget for the payment of debt service obligations on bonds that were anticipated to be issued at the end of the 2013-15 biennium, but were not. This is a technical adjustment to remove the excess General Fund and Other Funds expenditure limitation from the agency's budget. An increase of \$45,000 Other Funds expenditure limitation was approved for the payment of bond issuance costs related to Article XI-Q General Obligation bonds to replace an equipment warehouse for the East Lane Fire Protection District.

The Subcommittee approved a General Fund appropriation of \$704,286 and an increase in the Other Funds limitation of \$813,594 for the implementation of a procurement and payment system replacement. The new system is intended to be an end-to-end solution for the agency, replacing its current ad-hoc system of manual and semi-automated information systems and processes. The funding includes the establishment of

four, 15-month, limited-duration positions (Project Manager 3, Information Systems Specialist 6, Accountant 1, and Procurement and Contract Specialist 3). The Subcommittee approved the project with the understanding that the funding will be uncheduled until the Legislative Fiscal Office (LFO) and the Chief Financial Office of the Department of Administrative Services approve rescheduling and that the agency comply with recommendations made by the Joint Legislative Committee on Information Management Technology (JLCIMT).

Recommendations include direction that the agency proceeds through the standard Stage Gate 3 process, including updated business case and other foundational documents. The agency will ensure that the independent quality management services contractor conducts an updated risk assessment and perform quality control reviews on the documents noted above. The agency will report back to JLCIMT or Emergency Board on project status in September 2016.

Department of Land Conservation and Development

The Subcommittee approved an increase in the Other Funds expenditure limitation of \$216,000 to allow the agency to expend sub-grant funding received from the Oregon Office of Emergency Management made available through the Federal Emergency Management Agency. These funds will be used to aid in the development of local pre-disaster mitigation plans of local governments, including the cities of Albany, Medford, and Beaverton, Tillamook County, and cities within Tillamook County. A portion of this amount will be used to establish a limited duration Planner 2 position for 16 months (0.67 FTE).

Department of State Lands

In the fall of 2015, sump pumps and the associated drainage pipe failed at the Department of State Lands' headquarters building in Salem. The Department made emergency, stop-gap repairs. The Subcommittee approved a one-time \$85,919 increase to the Capital Improvement Other Funds expenditure limitation for the repairs to date. Additional permanent repairs will be needed next summer; the Department will seek another expenditure limitation increase at an Emergency Board meeting.

The Department was awarded a U.S. Environmental Protection Agency grant for Wetland Program Development in the amount of \$347,502. During the 2015 legislative session, \$133,000 in one-time Federal Funds expenditure limitation was approved and uncheduled for this grant, pending retroactive approval to apply for the grant. This amount was intended to provide sufficient expenditure limitation for work through March, 2016. The Subcommittee approved the additional \$214,502 in one-time Federal Funds expenditure limitation to enable the Department to complete the work.

A reduction in Attorney General charges to reflect reduced rates in the legislatively adopted budget was inadvertently made to the Capital Improvement limitation and should have been made to the Common School Fund limitation. Other Funds expenditure limitation is decreased by \$176,890 for the Common School Fund and an increase of the same amount is made to Capital Improvements.

Water Resources Department

The Subcommittee approved an increase in General Fund of \$705,288 to facilitate a groundwater study for the greater Harney Valley in coordination with the U.S. Geological Survey. The funding will support the establishment of a permanent Natural Resource Specialist position (\$130,288), one-time funding of \$400,000 for the drilling and construction of ten observation wells for data collection, and one-time funding of \$175,000 for the cost-sharing provisions of the groundwater study.

Oregon Watershed Enhancement Board

The Subcommittee increased the Measure 76 Lottery Funds expenditure limitation for operations by \$40,123 to pay the costs of reclassifying the Administrative Manager position from an Administrative Specialist 2 to a Principal Executive Manager A and reclassifying the Capacity Coordinator from an Operations Policy Analyst 3 to an Operations Policy Analyst 4. The reclassifications are due to increased duties that resulted from an agency reorganization. These reclassifications were reviewed and supported by Department of Administrative Services Human Resources. In addition, Measure 76 Lottery Funds expenditure limitation was increased by \$17,329 to correct an error that omitted capital mall security assessments in the legislatively adopted budget for 2015-17.

PUBLIC SAFETY

Department of Corrections

The October, 2015 male prison population forecast was as much as 200 beds higher than the April 2015 forecast, which was the basis for the 2015-17 budget. In response to the higher forecast, the Subcommittee approved \$2,558,694 General Fund and 6 new correctional officer positions (4.46 FTE) to shift the 787 Deer Ridge Correctional Institution minimum security inmates to the medium security facility, which will be operated as minimum housing. Of this amount, \$1,821,701 is a one-time expense. As the additional recently-forecasted inmates enter the system, there will be other housing units within the facility available to accommodate them. The additional costs for 200 more beds for the rest of the biennium is about \$6.9 million.

A special purpose appropriation to the Emergency Board in the amount of \$3 million can fund part of the remaining need. There will be two more forecasts before the end of the biennium, April and October 2016. Whatever unfunded amount remains can be considered as part of the Department's agency-wide budget rebalance that typically occurs during the long legislative session as part of the current biennium final statewide budget reconciliation.

In response to an investigation of housing and treatment conditions for seriously mentally ill inmates by the federal protection and advocacy entity, Disability Rights Oregon, the Department requested \$8.2 million General Fund for architectural and staffing changes. The Subcommittee approved \$3,139,557 General Fund for construction and staffing that will provide the identified inmates more out-of-cell time and increased mental health therapy and counseling. The direct appropriation includes \$1,031,676 for permanent staff, including 4 registered nurses and a project manager (3.33 FTE); reclassification of a corporal to a sergeant; and associated services and supplies. The remaining \$2,107,881 General Fund is for one-time construction expenses for a modular building for treatment and office space on the Oregon State Penitentiary grounds and for changes inside the mental health unit of the penitentiary.

In addition, a special purpose appropriation to the Emergency Board in the amount of \$2 million will be available for the Department to request as they need additional staff. Any unfunded balance can be considered as part of the Department's agency-wide budget rebalance that typically occurs during the long legislative session as part of the current biennium final statewide budget reconciliation.

The Subcommittee approved redirecting unused Junction City Correctional Institution bond funding and unneeded cost of issuance funds for various Department of Corrections bond sales to Other Funds debt service. The total Other Funds limitation is \$2,094,636.

Pilot project General Fund that was intended to be one-time is phased out from the Offender Management and Rehabilitation unit within the Department. The reduction is \$1,009,135.

Criminal Justice Commission

The Criminal Justice Commission was awarded \$370,000 in one-time grant funding from the U.S. Department of Justice, Office of Justice Programs and Bureau of Justice Assistance for technical assistance financing in support of Oregon's Justice Reinvestment implementation. The funds were made available to Oregon by a pass-through agreement with the Vera Institute of Justice, a private nonprofit research center for justice policy and practice. The funding was included in the agency's 2015-17 Federal Funds expenditure limitation, but because the Vera Institute is not a federal agency, the funding should have been included as Other Funds expenditure limitation. This technical adjustment increases Other Funds and decreases Federal Funds expenditure limitations by \$370,000.

Oregon Department of Justice

The Subcommittee approved an increase of \$254,493 Other Funds expenditure limitation for the Department of Justice (DOJ) Criminal Justice Division and the authorization of two limited duration positions (1.08 FTE) for the Fusion Center. Funding for the positions would come from two separate federal grants received by the Oregon Military Department Office of Emergency Management (State Homeland Security Program for \$121,334 and the Urban Area Security Initiative for \$133,159). The grants are one-time in nature and require no state matching funds.

The Subcommittee approved an increase of \$129,405 Other Funds expenditure limitation for the DOJ Criminal Justice Division and the authorization of one limited duration position (0.25 FTE) for a traffic safety resource prosecutor with an emphasis on marijuana. The position is funded for six months beginning in April of 2016. The source of the grant is the U.S. Department of Transportation National Highway Traffic Safety Administration received by the Oregon Department of Transportation.

The Subcommittee approved an increase of \$184,714 Other Funds expenditure limitation for the DOJ General Counsel Division and the authorization of one permanent full-time position (0.63 FTE) for a marijuana civil legal services attorney. The revenue source to support the attorney is the legal services rate billed to state agencies. The 2017-19 biennial cost of the position is \$316,891.

An increase of \$12,613,368 Federal Funds expenditure limitation for the DOJ Crime Victims Services Division, as well as the authorization of two limited duration positions (1.42 FTE) for an increase in Victim of Crime Act (VOCA) assistance funding was approved. The grant increase will add one-time funding to existing direct service/non-profit providers, district attorney prosecutor-based victim assistance programs, child assessment centers, and other system investments. These are formula grants that require no state matching funds; however, a federal requirement does require sub-grantees to provide 20% matching funds. According to the Department, for this request, no additional state funds will be required to help sub-grantees meet their matching funds requirement.

The Subcommittee approved \$676,971 General Fund for the establishment of an elder abuse program in the Criminal Justice Division. The program will be staffed by one permanent full-time Senior Assistant Attorney General (Elder Abuse Resource Prosecutor) (0.63 FTE) and two

Criminal Investigator positions (1.25 FTE). The positions will assist local law enforcement with elder abuse cases, as well as provide statewide outreach and training. Personal services costs for the positions total \$457,573 and services and supplies costs total \$219,398. The 2017-19 biennial cost of the program is estimated to be \$1.2 million General Fund.

A change in the preliminary schedule for the DOJ Child Support Division's Child Support Enforcement Automated System (CSEAS) information technology project, which was completed after the close of the 2015 session, has increased the total cost of ownership and impacted the project's 2015-17 legislatively adopted budget, resulting in a shortfall of bonding authority, expenditure limitation(s), and cash liquidity.

The original feasibility study for the CSEAS project estimated total development costs at \$92.7 million and recurring costs after development of \$23.6 million for a total cost of ownership (TCO) of \$116.3 million (through fiscal year 2026). The rebaselined TCO is now estimated at \$122.7 million, which includes \$12 million in ongoing operations and maintenance costs. The Subcommittee approved \$3,086,760 of Other Funds expenditure limitation for project costs, which is to be financed with Article XI-Q bonds approved in House Bill 5202, and the establishment of 10 permanent part-time positions (1.31 FTE). Four reclassifications of existing permanent full-time positions was also approved.

Unless otherwise approved by the Legislature or the Emergency Board, the positions budgeted for the project are established as permanent fulltime positions under the following conditions: (a) the positions will be abolished on or before the completion of the project; (b) the positions are to remain in the CSEAS program (i.e., CSEAS summary cross reference) and may not be transferred to any other program or used for any other purpose than the development of the CSEAS project; and (c) the positions may not be included in any permanent finance plan action.

The Subcommittee appropriated \$1,161,194 in additional General Fund Debt Service to support repayment of Article XI-Q General Obligation bond proceeds approved in House Bill 5202. Other Funds expenditure limitation of \$123,240 is included for the cost of issuance of the bonds. The Subcommittee approved \$34,683 General Fund for repayment of interest costs for a short-term Treasury loan. The Department of Administrative Services was directed to unschedule \$3,086,760 Other Funds expenditure limitation (Article XI-Q bond project proceeds) and to schedule \$3,632,932 Other Funds and \$6,864,723 Federal Funds for the second quarter of calendar year 2016.

In absence of a comprehensive, integrated, and rebaselined master schedule, which is necessary to determine the project budget, and final Stage Gate 3 approval, the Subcommittee recommended a conservative, controlled release funding approach for the project. The recommendation provides full project funding through June 30, 2016, at which point the agency will need to request additional expenditure limitation from the Emergency Board. This recommendation will allow the agency to initially proceed to Stage Gate 3; however, the project should not operate for an extended period of time until "Stage Gate 3" review is officially completed and full endorsement granted. The Subcommittee adopted the Joint Legislative Committee on Information Management and Technology recommendations for the project.

The Subcommittee also approved the following budget note:

Budget Note:

The Department of Justice is to report at each meeting of the Emergency Board and the Interim Joint Committee on Information Management and Technology at each interim meeting with detailed project status reports (performance against plan) on the Child Support Enforcement Automated System (CSEAS). As part of the agency's report for the Emergency Board meeting in May of 2016, the agency is

to: (a) justify why an advisory steering committee is an appropriate form of governance; (b) provide a detailed cost-benefit analysis of the decision to use a private vendor vs. Department of Administrative Services State Data Center; (c) provide a justification for the indirect agency administrative charges to the CSEAS project, which may need to be repurposed and used for a general project contingency fund; and (d) report on improvements to quality assurance and agency status reporting.

Oregon Military Department

The Other Funds expenditure limitation for the Community Support program was increased, on a one-time basis, by \$2,442,000 for the reimbursement of firefighting expenditures incurred during the 2015 fire season.

The 2015-17 legislatively adopted budget inadvertently made a General Fund reduction to services and supplies that should have been applied to personal services. The reduction is \$57,929 within the Administration division. Moving it to the right budget category will enable the agency to correctly build the 2017-19 budget.

The Subcommittee approved \$80,000 Other Funds expenditure limitation for the purpose of paying cost of issuance expenses associated with Article XI-Q bond authority approved for rehabilitating facilities at the Umatilla Depot site to prepare it for use as a Regional Training Center. The Umatilla site will replace the facility currently used on the Western Oregon University campus.

Department of Public Safety Standards and Training

The Subcommittee approved an increase in Other Funds expenditure limitation of \$959,000 and the addition of three limited-duration positions (1.74 FTE) to support programs and activities in the Department of Public Safety Standards and Training's (DPSST) Center for Policing Excellence, funded by an Edward Byrne Memorial Justice Assistance Grant through the Criminal Justice Commission.

The agency's Federal Funds expenditure limitation was increased by \$2,497,563. This net-zero technical correction changes a revenue-only transfer between DPSST and the Department of Justice to a pass-through expenditure, a budgetary change required in order to ensure full reimbursement of costs related to the federal High Intensity Drug Trafficking Area program operated by the state Department of Justice.

The Subcommittee increased the agency's Other Funds expenditure limitation by \$2,790,195, and authorized twelve permanent positions (8.00 FTE) to add four basic police and two basic corrections classes to the agency's training calendar to meet demand during the 2015-17 biennium.

Oregon State Police

The Subcommittee increased the agency's General Fund appropriation by \$1,320,216 and increased its Other Funds expenditure limitation by \$6,911,613 for Federal Emergency Management Agency-reimbursable expenses incurred during numerous mobilizations coordinated by the State Fire Marshal during the 2015 fire season in Oregon.

The Subcommittee increased the agency's General Fund appropriation by \$1,000,000 and authorized 12 positions (6.63 FTE) to increase staff capacity and reduce wait times and backlogs in the Firearm Instant Check System program.

TRANSPORTATION

Department of Aviation

The Subcommittee approved an increase of \$265,000 in Other Funds expenditure limitation for the Operations Division to purchase grant management software to implement and manage the agency's grant-making program established by House Bill 2075 (2015).

Department of Transportation

The Subcommittee increased the agency's Other Funds expenditure limitation by \$6,231,467 to fund road repairs and clean-up expenses at seventeen sites across the state where wildfires damaged and forced the closure of roadways during the 2015 fire season. Other Funds expenditure limitation was increased in the Local Government program by \$2,000,000 toward reconstruction of the Juntura Cut-Off Road in Harney County, and by \$51,804 for cost of issuing the Lottery Bonds to finance the project.

A net-zero technical adjustment of \$1,354,734 was approved to move cost of issuance expenditure limitation for debt associated with highway safety improvements, the Coos Bay Rail Link, and ConnectOregon VI into the correct program budgets. A second net-zero technical adjustment of \$138,433 was approved to move legislatively-approved state government service charge reductions into the correct program budgets for the 2015-17 biennium.

The Subcommittee reduced the General Fund appropriation for debt service to the Department of Transportation by \$5,194,781. A bond sale anticipated for May, 2015 was postponed until May, 2016, reducing the debt service required in the 2015-17 biennium. General Fund was also reduced by \$47,835 to reflect the completion of the Driver and Motor Vehicles' veteran information sharing project with the Department of Veterans' Affairs.

Legislative Fiscal Office

900 Court St. NE, H-178
Salem OR 97301
503-986-1828



Oregon Legislative Emergency Board

Sen. Peter Courtney, Senate Co-Chair
Rep. Tina Kotek, House Co-Chair

Certificate

May 25, 2016

Pursuant to the provisions of ORS 291.328, and acting under the authority of ORS 8.105; ORS 291.326(1)(a), (b), (c), and (d); ORS 276.390; ORS 291.371; and ORS 291.375; this hereby certifies that the Emergency Board, meeting on May 25, 2016, took the following actions:

- 1. Commission on Judicial Fitness and Disability**
Acknowledged receipt of a report on compensation plan changes.
- 2. Public Defense Services Commission**
Deferred consideration of a request to fund salary increases.
- 3. Department of Education**
Acknowledged receipt of a report on the implementation of the mixed delivery preschool program.
- 4. Department of Education**
Approved the submission of a federal grant application to the U.S. Department of Health and Human Services in an amount of up to \$75,000 for a Child Care and Development Block Grant Implementation Research and Evaluation Planning Grant.
- 6. Department of Education**
Allocated \$273,062 from the Emergency Fund established by section 1, chapter 837, Oregon Laws 2015 to supplement the appropriation made to the Department of Education by section 1(1), chapter 759, Oregon Laws 2015, Operations, for grants to school districts to improve Internet connectivity and access, with the understanding the Department of Administrative Services will unschedule that amount until school districts and the Department of Education have been notified of the approval of the federal funding.
- 7. Higher Education Coordinating Commission**
Acknowledged receipt of a report on 2016-17 proposed increases to resident undergraduate tuition and mandatory fees at public universities.
- 8. Higher Education Coordinating Commission**
Acknowledged receipt of a report relating to the distribution of funding for Community College academic counselors.

- 9. Department of Human Services**
Approved the submission of a federal grant application to the U.S. Department of Health and Human Services in the amount of \$206,000 per year for two years to enhance adult protective services.
- 10. Department of Human Services**
Approved the submission of a federal grant application to the U.S. Department of Health and Human Services in the amount of \$200,000 per year for two years to enhance the state's system for providing information on and access to long term services and supports.
- 11. Department of Human Services**
Acknowledged receipt of a report from the Department of Human Services on program sustainability options and actions.
- 12. Oregon Health Authority**
Acknowledged receipt of a report on the Oregon Health Plan 1115 waiver renewal for 2017-22.
- 13. Oregon Health Authority**
Acknowledged receipt of a report on recommendations regarding the Medicaid Management Information System and related systems and interfaces.
- 14. Oregon Health Authority**
Approved, retroactively, the submission of a supplemental federal grant application to the Centers for Disease Control and Prevention in the amount of up to \$2.7 million for one year beginning August 1, 2016 for the Epidemiology and Laboratory Capacity Program grant to combat antibiotic-resistant organisms and diseases as well as the Zika virus.
- 15. Oregon Health Authority**
Approved, retroactively, the submission of a federal grant application to the Centers for Disease Control and Prevention in the amount of up to \$250,000 a year for two years beginning September 1, 2016 for the Models for Collaboration for State Chronic Disease and Oral Health Programs grant to develop chronic disease prevention projects that integrate activities from both chronic disease and oral health programs.
- 16. Oregon Health Authority**
Approved the submission of a federal grant application to the Centers for Disease Control and Prevention in the amount of up to \$3.5 million a year for five years beginning January 1, 2017 for the Emerging Infections Program grant to help monitor and prevent foodborne diseases, invasive bacterial infections, influenza, pertussis, human papillomavirus virus (HPV) disease, and healthcare-associated infections.
- 17. Oregon Health Authority**
Approved the submission of the following three related federal grant applications by the Oregon Health Authority to the Substance Abuse and Mental Health Services Administration: 1) the Strategic Prevention Framework for Prescription Drugs grant in

the amount of \$373,616 a year for five years beginning January 1, 2017 to support and complement existing infrastructure building work partnering with coordinated care organizations to deliver provider and patient education to prevent prescription drug misuse; 2) the Grant to Prevent Prescription Drug/Opioid Overdose-Related Deaths in the amount of \$1 million a year for five years beginning January 1, 2017 to reduce the number of prescription drug/opioid overdose-related deaths and adverse events by training first responders and other key community sectors in prevention strategies, including the purchase and distribution of naloxone; and 3) the Targeted Capacity Expansion: Medication Assisted Treatment-Prescription Drug and Opioid Addiction grants cooperative agreement in the amount of \$1 million a year for five years beginning January 1, 2017 to expand and enhance access to integrated medication assisted treatment (e.g. buprenorphine, methadone, naltrexone) for individuals with opioid use disorder.

18. Board of Nursing

Increased the Other Funds expenditure limitation established for the Board of Nursing by section 1, chapter 439, Oregon Laws 2015, by \$244,452 and authorized the establishment of two full-time permanent positions (1.58 FTE) for personnel reclassifications and increased workload requirements.

19. Department of Justice

Acknowledged receipt of a report on the Child Support Enforcement Automated System information technology project, with instructions, and directed the agency to report to the Emergency Board in September of 2016.

20. Department of Justice

Increased the Federal Funds expenditure limitation established for the Department of Justice by section 13, chapter 837, Oregon Laws 2015, by \$2,538,107 for supplemental funding for the Child Support Enforcement Automated System information technology project, with the understanding that the Department of Administrative Services will un-schedule the limitation increase and will only re-schedule upon the joint approval of the Office of State Chief Information Officer, Chief Financial Officer, and Legislative Fiscal Office.

21. Department of Public Safety Standards and Training

Increased the Other Funds expenditure limitation established for the Department of Public Safety Standards and Training by section 2, chapter 658, Oregon Laws 2015, by \$337,000 for crisis intervention training for first responders.

22. Department of Public Safety Standards and Training

Increased the Other Funds expenditure limitation established for the Department of Public Safety Standards and Training by section 2, chapter 658, Oregon Laws 2015, by \$100,000 for additional training for 911 telecommunicators.

23. Military Department

Increased the Other Funds expenditure limitation established for the Military Department by section 2(4), chapter 594, Oregon Laws 2015, Community support, by \$256,000 and increased the Federal Funds expenditure limitation established for the

Military Department by section 3(3), chapter 594, Oregon Laws 2015, Community support, by \$518,000 for supplemental funding for the Oregon Youth Challenge Program.

24. Military Department

Increased the Federal Funds expenditure limitation established for the Military Department by section 3(3), chapter 594, Oregon Laws 2015, Community support, by \$270,000 for supplemental federal funds received for the STARBASE Program.

25. Military Department

Allocated \$170,000 from the Emergency Fund established by section 1, chapter 837, Oregon Laws 2015 to supplement the appropriation made to the Military Department by section 1(2), chapter 594, Oregon Laws 2015, Operations, for roof repairs at the Forest Grove and Kliever armories, and directed the Department to use \$500,000 of one-time General Fund savings available within current appropriations for the state's 50% share of the roof repairs.

26. Department of State Police

Approved the submission of a federal grant application to the U.S. Department of Justice in the amount of \$1.04 million over three years to establish a computerized system to track the inventory and processing of sexual assault forensic evidence kits in possession of the Department of State Police.

27. Department of State Police

Approved, retroactively, the submission of a federal grant application to the U.S. Department of Justice in the amount of \$9.4 million for up to eighteen months to replace the CrimeVue criminal history database and messaging system.

28. Department of State Police

Established a General Fund appropriation for the Department of Administrative Services and allocated \$73,053 from the Emergency Fund established by section 1, chapter 837, Oregon Laws 2015 and \$2,000,000 from the special purpose appropriation made to the Emergency Board by section 109 (1), chapter 82, Oregon Laws 2016, to the newly established appropriation for costs associated with the unlawful occupation of the Malheur National Wildlife Refuge in Harney County, for distribution to state and local agencies to reimburse for expenses incurred during the occupation; and increased the Other Funds expenditure limitation established for the Department of State Police by section 2(1), chapter 696, Oregon Laws 2015, Patrol services, criminal investigations and gaming enforcement, by \$874,188 in order to receive reimbursements due the agency from the Department of Administrative Services.

29. Criminal Justice Commission

Approved, retroactively, the submission of a federal grant application to the U.S. Department of Justice in the amount of up to \$1.75 million for three years to support Oregon's Justice Reinvestment efforts.

- 30. Department of Corrections**
Acknowledged receipt of a report on female and male prison population trends and system bed capacity.
- 31. Department of Corrections**
Allocated \$1,973,714 from the special purpose appropriation made to the Emergency Board by section 41(1), chapter 82, Oregon Laws 2016 to supplement the appropriation made to the Department of Corrections by section 1(1), chapter 655, Oregon Laws 2015, Operations and health services; allocated \$261,870 from the special purpose appropriation made to the Emergency Board by section 41(1), chapter 82, Oregon Laws 2016 to supplement the appropriation made to the Department of Corrections by section 1(2), chapter 655, Oregon Laws 2015, Administration, general services and human resources; allocated \$764,416 from the special purpose appropriation made to the Emergency Board by section 41(1), chapter 82, Oregon Laws 2016 to supplement the appropriation made to the Department of Corrections by section 1(3), chapter 655, Oregon Laws 2015, Offender management and rehabilitation; and authorized the establishment of 33 positions (18.64 FTE); for the Department to continue activating minimum security prison beds at the Deer Ridge Correctional Institution.
- 32. Department of Corrections**
Allocated \$100,000 from the Emergency Fund established by section 1, chapter 837, Oregon Laws 2015 to supplement the appropriation made to the Department of Corrections by section 1(1), chapter 655, Oregon Laws 2015, Operations and health services; allocated \$900,000 from the Emergency Fund established by section 1, chapter 837, Oregon Laws 2015 to supplement the appropriation made to the Department of Corrections by section 1(2), chapter 655, Oregon Laws 2015, Administration, general services and human resources; and increased the Other Funds expenditure limitation established for the Department of Corrections by section 2(1), chapter 655, Oregon Laws 2015, Operations and health services, by \$100,000 to begin preparing the Oregon State Penitentiary-Minimum to house women offenders in the current biennium.
- 33. Oregon Business Development Department**
Approved, retroactively, the submission of a federal grant application to the U.S. Small Business Administration in the amount of \$562,500 for funds available under the State Trade Expansion Program (STEP), and authorized the agency to submit future annual applications for STEP program grants if those grants: 1) are used to expand the Oregon Trade Promotion Program; 2) do not require the state to maintain any funded program levels after expiration of the grant; and 3) do not include match requirements that require additional Lottery Funds support or a reduction in the agency's other program services.
- 34. Oregon Business Development Department
Higher Education Coordinating Commission**
Acknowledged receipt of a report on a business plan for the American Manufacturing Innovation District; increased the Other Funds expenditure limitation established for the Oregon Business Development Department by section 1(8), chapter 82, Oregon Laws 2016, for the American Manufacturing Innovation District, by \$2,499,999; increased the Other Funds capital construction expenditure limitation established for the Higher

Education Coordinating Commission by section 7, chapter 67, Oregon Laws 2016, for the American Manufacturing Innovation District building at Portland Community College, by \$4,999,999; and increased the Other Funds expenditure limitation established for the Higher Education Coordinating Commission by section 5(1), chapter 642, Oregon Laws 2015, Operations, degree authorization and private career schools, by \$70,000; for development of the Oregon Manufacturing Innovation Center, with the understanding the agencies will present a progress report on the Oregon Manufacturing Innovation Center to the Joint Committee on Ways and Means during the 2017 session.

36. Housing and Community Services Department

Approved, retroactively, the submission of two federal grant applications to the U.S. Treasury in the combined amount of \$94,535,564 for assistance to Oregonians affected by foreclosure.

37. Employment Department

Approved, retroactively, the submission of a federal grant application to the U.S. Department of Labor in the amount of \$250,000 for the expansion and diversification of registered apprenticeship opportunities in Oregon.

38. Columbia River Gorge Commission

Allocated \$5,000 from the Emergency Fund established by section 1, chapter 837, Oregon Laws 2015, to supplement the appropriation made to the Columbia River Gorge Commission by section 1, chapter 189, Oregon Laws 2015, to match the operational budget of the Commission as provided by the State of Washington for the 2015-17 biennium.

40. Department of Geology and Mineral Industries

Acknowledged receipt of a report on the progress of the tactical IT remediation plan; allocated \$554,808 from the Emergency Fund established by section 1, chapter 837, Oregon Laws 2015 to supplement the appropriation made to the Department of Geology and Mineral Industries by section 1, chapter 657, Oregon Laws 2015 for implementation of the plan; authorized the establishment of two positions (1.00 FTE); and increased the Other Funds expenditure limitation established for the Department of Geology and Mineral Industries by section 2(2), chapter 657, Oregon Laws 2015, Mined land reclamation, by \$64,754 for the Mined Land Reclamation and Regulation program.

41. Department of Fish and Wildlife

Approved, retroactively, the submission of a federal grant application to the U.S. Fish and Wildlife Service in the amount of \$1 million to acquire a forest conservation easement for 1,751 acres near Ashland, Oregon.

42. Department of Environmental Quality

Approved the submission of a federal grant application to the U.S. Environmental Protection Agency in the amount of \$250,000 for pollution prevention technical assistance services as well as projects that reduce and eliminate pollution from water, air, and land.

- 43. Department of Environmental Quality**
Allocated \$225,000 from the Emergency Fund established by section 1, chapter 837, Oregon Laws 2015, to supplement the appropriation made to the Department of Environmental Quality by section 1(1), chapter 593, Oregon Laws 2015, Air Quality, to acquire metals and particulate monitoring equipment.
- 44. Department of Forestry**
Allocated \$2,176,549 from the special purpose appropriation made to the Emergency Board by section 5, chapter 809, Oregon Laws 2015, to supplement the appropriation made to the Department of Forestry by section 1(1), chapter 809, Oregon Laws 2015, Fire protection, for the payment of the catastrophic fire insurance premium for the 2016 fire season.
- 46. Department of Forestry**
Allocated \$250,000 from the Emergency Fund established by section 1, chapter 837, Oregon Laws 2015, to supplement the appropriation made to the Department of Forestry by section 1(2), chapter 809, Oregon Laws 2015, Private forests, to provide additional preventative treatments for Phytophthora Ramorum infestations and for a \$50,000 grant to the Association of Oregon Counties.
- 47. Parks and Recreation Department**
Approved, retroactively, the submission of a federal grant application to the U.S. Fish and Wildlife Service in the amount of \$500,000 for the purchase of land by the Southern Oregon Land Conservancy for habitat conservation.
- 48. Parks and Recreation Department**
Increased the Other Funds expenditure limitation established for the Parks and Recreation Department by section 1(3), chapter 303, Oregon Laws 2015, Park development, by \$615,500 for the expenditure of two grants awarded the agency by the Marine Board.
- 49. Parks and Recreation Department**
Increased the Federal Funds expenditure limitation established for the Parks and Recreation Department by section 4(3), chapter 303, Oregon Laws 2015, Community support and grants, by \$29,214 to correct an error in the allocation of Federal Funds expenditure limitation in prior legislation.
- 51. Department of Agriculture**
Approved, retroactively, the submission of a federal grant application by the Department of Agriculture to the U.S. Food and Drug Administration in the amount of \$700,000 for designing a program to enhance produce safety to prepare for implementation of new FDA food safety rules.
- 52. Department of Transportation**
Increased the Other Funds expenditure limitation established for the Department of Transportation by section 5(2), chapter 761, Oregon Laws 2015, Maintenance and emergency relief programs, by \$16,966,375 and by section 5(8), chapter 761, Oregon

Laws 2015, Local government program, by \$10,732,666 for highway repair costs resulting from winter storm damage due to the 2015-16 winter season.

53. Department of Transportation

Approved, retroactively, the submission of a federal grant application to the U.S. Federal Transit Administration in the amount of \$75.7 million for improvements to Abernethy Bridge on I-205, I-84 at Ladd Canyon, and I-5 between the Kuebler Interchange and Delaney Road.

54. Department of Transportation

Approved, retroactively, the submission of a federal grant application to the U.S. Federal Transit Administration in the amount of \$8,524,250 for vehicle replacements in rural transit districts, construction of bike lockers and electric vehicle charging stations at the Salem Baggage Depot, and a maintenance facility addition to a transit center in The Dalles.

55. Department of Transportation

Approved, retroactively, the submission of a federal grant application to the U.S. Federal Railroad Administration in the amount of \$750,000 to implement the use of Positive Train Control technology.

56. Department of Transportation

Approved, retroactively, the submission of a federal grant application to the U.S. Federal Highway Administration in the amount of \$75,000 to develop a manual for standardized railroad best practices.

57. Department of Transportation

Approved, retroactively, the submission of a federal grant application to the U.S. Federal Highway Administration in the amount of \$350,000 to develop a system to store underground utility location data, acquire technology that identifies the location and important attributes of utilities, and make revisions to the Utility Conflict Matrix.

58. Department of Transportation

Approved, retroactively, the submission of a federal grant application to the U.S. Federal Highway Administration in the amount of \$150,000 to acquire equipment used in non-destructive testing of concrete bridge decks and tunnel liners.

59. Department of Consumer and Business Services

Increased the Other Funds expenditure limitation established for the Department of Consumer and Business Services by section 3, chapter 592, Oregon Laws 2015 by \$558,617 to reverse a reduction in Other Funds expenditure limitation that was erroneously taken by prior legislation, and acknowledged receipt of a report on the operation of the Oregon Health Insurance Marketplace.

60. Office of the Governor

Acknowledged receipt of a report on the Office of the Governor organizational structure and Key Performance Measures.

- 61. Department of Administrative Services**
Increased the Other Funds expenditure limitation established for the Department of Administrative Services by section 2(4), chapter 654, Oregon Laws 2015, Chief Human Resource Office, by \$6,520,731; authorized the establishment of 22 limited duration positions (9.17 FTE) and the extension of six existing limited duration positions through the end of the biennium (4.29 FTE), including the reclassification of one to a Principal Executive Manager (PEM) G; adjusted state agency budgets by allocating \$4,292,256 from the special purpose appropriation made to the Emergency Board by section 52, chapter 837, Oregon Laws 2015; increased Lottery Funds expenditure limitations by \$95,628; increased Other Funds expenditure limitations by \$3,357,479; and increased Federal Funds expenditure limitations by \$1,489,374; to adjust state agency budgets to fund assessment increases related to continuation of the Human Resources Information System project and staffing adjustments related to the previously approved DAS Information Technology reorganization per the attached table.
- 62. Department of Administrative Services**
Established a \$2,336,040 Other Funds Capital Construction expenditure limitation for the Department of Administrative Services to replace the roof at the Department of Environmental Quality and Public Health laboratory, and established a \$4,000,000 Other Funds Capital Construction expenditure limitation for the Department of Administrative Services for capital and tenant improvements at the 550 Building.
- 63. Department of Administrative Services**
Acknowledged receipt of a report on compensation plan changes and position allocations.
- 64. Department of Administrative Services**
Approved the 2017-19 uniform rent rates as proposed by the Department of Administrative Services and required under ORS 276.390.
- 65. Department of Revenue**
Deferred consideration of a funding request for the Property Valuation System information technology project, and directed the agency to report to the Emergency Board in September of 2016 on the status of the project.
- 66. Department of Revenue**
Increased the Other Funds expenditure limitation established for the Department of Revenue by section 2(1), chapter 596, Oregon Laws 2015, Administration, by \$379,481 and authorized the establishment of five permanent full-time positions (2.71 FTE) for the Recreational Marijuana Program.
- 68. Department of Revenue**
Acknowledged receipt of a report on the availability of data for tax research and forecasting purposes, and directed the agency to report to the Emergency Board in September of 2016 with an updated status report.

#61 DAS - Attachment A

Agency Name	Chapter	Section	Total Assessment				Total
			GF	LF	OF	FF	
DEPT OF HUMAN SERVICES	760	03-01	-	-	-	838,975	838,975
DEPT OF HUMAN SERVICES	760	01-01	986,879	-	-	-	986,879
DEPT OF ADMIN SERVICES	654	02-09	-	-	3,507	-	3,507
DEPT OF ADMIN SERVICES	654	02-08	-	-	3,855	-	3,855
DEPT OF ADMIN SERVICES	654	02-01	-	-	4,570	-	4,570
DEPT OF ADMIN SERVICES	654	02-04	-	-	4,989	-	4,989
DEPT OF ADMIN SERVICES	654	02-03	-	-	5,898	-	5,898
DEPT OF ADMIN SERVICES	654	02-02	-	-	7,101	-	7,101
DEPT OF ADMIN SERVICES	654	02-05	-	-	21,955	-	21,955
DEPT OF ADMIN SERVICES	654	02-07	-	-	61,033	-	61,033
DEPT OF ADMIN SERVICES	654	02-06	-	-	78,607	-	78,607
COUNSELORS AND THERAPISTS BRD	331	01	-	-	855	-	855
AVIATION DEPARTMENT	329	01-01	-	-	3,051	-	3,051
LONG TERM CARE OMBUDSMAN	408	01-02	113	-	-	-	113
LONG TERM CARE OMBUDSMAN	408	01-01	3,004	-	-	-	3,004
LONG TERM CARE OMBUDSMAN	408	02	-	-	436	-	436
EMPLOYMENT RELATIONS BOARD	406	01	2,129	-	-	-	2,129
EMPLOYMENT RELATIONS BOARD	406	03	-	-	1,043	-	1,043
TAX PRACTITIONERS BOARD	336	01	-	-	976	-	976
STATE BOARD OF ACCOUNTANCY	302	01	-	-	1,953	-	1,953
OFFICE OF THE GOVERNOR	810	01	10,417	-	-	-	10,417
OFFICE OF THE GOVERNOR	810	03	-	2,052	-	-	2,052
OFFICE OF THE GOVERNOR	810	04	-	-	1,323	-	1,323
PSYCHOLOGISTS EXAMINERS BOARD	334	01	-	-	855	-	855
BUSINESS DEVELOPMENT	694	02-02	-	-	7,644	-	7,644
BUSINESS DEVELOPMENT	694	01-01	1,672	-	-	-	1,672
BUSINESS DEVELOPMENT	694	03-06	-	956	-	-	956
BUSINESS DEVELOPMENT	694	03-02	-	7,883	-	-	7,883
BUSINESS DEVELOPMENT	694	03-01	-	8,897	-	-	8,897
BUSINESS DEVELOPMENT	694	02-01	-	-	4,180	-	4,180
BUSINESS DEVELOPMENT	694	02-04	-	-	956	-	956
LICENSED SOCIAL WORKERS BOARD	376	01	-	-	1,465	-	1,465
ADVOCACY COMMISSIONS OFFICE	375	01	488	-	-	-	488
DEPT OF JUSTICE	692	03-01	-	-	-	1,457	1,457
DEPT OF JUSTICE	692	03-02	-	-	-	2,020	2,020
DEPT OF JUSTICE	692	03-03	-	-	-	1,666	1,666
DEPT OF JUSTICE	692	03-04	-	-	-	76,272	76,272
DEPT OF JUSTICE	692	01-02	246	-	-	-	246
DEPT OF JUSTICE	692	01-04	891	-	-	-	891
DEPT OF JUSTICE	692	01-03	6,374	-	-	-	6,374
DEPT OF JUSTICE	692	01-06	21,310	-	-	-	21,310
DEPT OF JUSTICE	692	02-05	-	-	6,070	-	6,070
DEPT OF JUSTICE	692	02-04	-	-	8,561	-	8,561
DEPT OF JUSTICE	692	02-02	-	-	10,218	-	10,218
DEPT OF JUSTICE	692	02-08	-	-	23,273	-	23,273
DEPT OF JUSTICE	692	02-06	-	-	29,219	-	29,219
DEPT OF JUSTICE	692	02-07	-	-	34,611	-	34,611
DEPT OF JUSTICE	692	02-03	-	-	38,512	-	38,512
DEPT OF JUSTICE	692	02-01	-	-	48,121	-	48,121
DEPARTMENT OF STATE LANDS	335	01-01	-	-	25,873	-	25,873
LEGISLATIVE COUNSEL COMMITTEE	772	08	11,129	-	-	-	11,129
LEGISLATIVE REVENUE OFFICE	772	12	1,953	-	-	-	1,953
LEGISLATIVE FISCAL OFFICER	772	11-01	5,125	-	-	-	5,125
DEPT OF REVENUE	596	01-01	196,270	-	-	-	196,270
DEPT OF REVENUE	596	02-01	-	-	53,786	-	53,786
LEGISLATIVE ASSEMBLY	772	04	61,330	-	-	-	61,330
LEGISLATIVE ADMIN COMMITTEE	772	01-01	24,566	-	-	-	24,566
SECRETARY OF STATE	688	03	-	-	-	606	606
SECRETARY OF STATE	688	01-01	1,228	-	-	-	1,228

#61 DAS - Attachment A

Agency Name	Chapter	Section	GF	LF	OF	FF	Total
SECRETARY OF STATE	688	01-02	11,079	-	-	-	11,079
SECRETARY OF STATE	688	02-04	-	-	3,767	-	3,767
SECRETARY OF STATE	688	02-01	-	-	7,211	-	7,211
SECRETARY OF STATE	688	02-05	-	-	7,636	-	7,636
SECRETARY OF STATE	688	02-03	-	-	17,437	-	17,437
OREGON STATE TREASURY	689	01-02	-	-	171	-	171
OREGON STATE TREASURY	689	01-01	-	-	21,769	-	21,769
JUDICIAL FIT OR DISABILITY COM	93	01-01	123	-	-	-	123
DISTRICT ATTORNEYS/DEPUTIES	332	01	8,787	-	-	-	8,787
JUDICIAL DEPARTMENT	691	01-02	430,457	-	-	-	430,457
GOVERNMENT ETHICS COMMISSION	465	01-01	-	-	1,924	-	1,924
CRIMINAL JUSTICE COMMISSION	606	03	-	-	-	23	23
CRIMINAL JUSTICE COMMISSION	606	01	1,995	-	-	-	1,995
CRIMINAL JUSTICE COMMISSION	606	02-00	-	-	27	-	27
DEPT OF MILITARY	594	03-01	-	-	-	40,057	40,057
DEPT OF MILITARY	594	03-02	-	-	-	1,878	1,878
DEPT OF MILITARY	594	03-03	-	-	-	9,518	9,518
DEPT OF MILITARY	594	01-04	2	-	-	-	2
DEPT OF MILITARY	594	01-03	1,969	-	-	-	1,969
DEPT OF MILITARY	594	01-01	9,999	-	-	-	9,999
DEPT OF MILITARY	594	01-02	11,713	-	-	-	11,713
DEPT OF MILITARY	594	02-01	-	-	933	-	933
DEPT OF MILITARY	594	02-02	-	-	5,292	-	5,292
DEPT OF MILITARY	594	02-04	-	-	6,653	-	6,653
DEPT OF MILITARY	594	02-03	-	-	28,657	-	28,657
MARINE BOARD	601	01-01	-	-	9,642	-	9,642
BOARD OF PAROLE/POST PRISON	304	01	3,825	-	-	-	3,825
OREGON STATE POLICE	696	03-02	-	-	-	821	821
OREGON STATE POLICE	696	03-04	-	-	-	183	183
OREGON STATE POLICE	696	01-02	1,968	-	-	-	1,968
OREGON STATE POLICE	696	01-03	16,107	-	-	-	16,107
OREGON STATE POLICE	696	01-04	32,324	-	-	-	32,324
OREGON STATE POLICE	696	01-01	162,181	-	-	-	162,181
OREGON STATE POLICE	696	04-00	-	7,935	-	-	7,935
OREGON STATE POLICE	696	02-03	-	-	171	-	171
OREGON STATE POLICE	696	02-01	-	-	21,845	-	21,845
OREGON STATE POLICE	696	02-02	-	-	27,833	-	27,833
OREGON STATE POLICE	696	02-04	-	-	33,030	-	33,030
PUBLIC SAFETY/STDS/TRAINING	658	02-01	-	-	32,477	-	32,477
DEPT OF VETERANS AFFAIRS	616	01-01	5,189	-	-	-	5,189
DEPT OF VETERANS AFFAIRS	616	03	-	-	14,629	-	14,629
DEPT OF CORRECTIONS	655	01-02	1,084,608	-	-	-	1,084,608
DEPARTMENT OF ENERGY	656	01	-	-	27,830	-	27,830
DEPT OF ENVIRONMENTAL QUALITY	593	02-04	-	-	172,399	-	172,399
PSYCHIATRIC REVIEW BOARD	411	01	2,685	-	-	-	2,685
PUBLIC DEFENSE SERVICES	615	01-03	6,104	-	-	-	6,104
PUBLIC DEFENSE SERVICES	615	01-01	12,395	-	-	-	12,395
OREGON YOUTH AUTHORITY	617	03	-	-	-	7,684	7,684
OREGON YOUTH AUTHORITY	617	01-01	234,585	-	-	-	234,585
INDIAN SERVICES COMMISSION	772	13	488	-	-	-	488
DEPT OF CONSUMER/BSN SERVICES	592	02	-	-	-	1,826	1,826
DEPT OF CONSUMER/BSN SERVICES	592	01	-	-	222,548	-	222,548
OREGON HEALTH AUTHORITY	838	04-01	-	-	-	191	191
OREGON HEALTH AUTHORITY	838	04-02	-	-	-	324,234	324,234
OREGON HEALTH AUTHORITY	838	01-01	2	-	-	-	2
OREGON HEALTH AUTHORITY	838	01-02	582,422	-	-	-	582,422
OREGON HEALTH AUTHORITY	838	02-01	-	-	31	-	31
OREGON HEALTH AUTHORITY	838	02-02	-	-	107,079	-	107,079
PUB EMPLOYEES RETIREMNT SYSTEI	595	01-01	-	-	89,634	-	89,634
DEPT OF EMPLOYMENT	485	04	-	-	-	149,532	149,532

#61 DAS - Attachment A

Agency Name	Chapter	Section	GF	LF	OF	FF	Total
DEPT OF EMPLOYMENT	485	01-02	-	-	30,433	-	30,433
DEPT OF EMPLOYMENT	485	01-01	-	-	134,172	-	134,172
OREGON EDUCATION INVESTMENT B	686	01	3,661	-	-	-	3,661
HIGHER EDUCATION COORD. COMM.	642	06-01	-	-	-	89	89
HIGHER EDUCATION COORD. COMM.	642	06-02	-	-	-	9,486	9,486
HIGHER EDUCATION COORD. COMM.	642	01-09	408	-	-	-	408
HIGHER EDUCATION COORD. COMM.	642	01-03	1,249	-	-	-	1,249
HIGHER EDUCATION COORD. COMM.	642	01-01	3,549	-	-	-	3,549
HIGHER EDUCATION COORD. COMM.	642	01-02	6,651	-	-	-	6,651
HIGHER EDUCATION COORD. COMM.	642	05-01	-	-	562	-	562
HIGHER EDUCATION COORD. COMM.	642	05-02	-	-	1,653	-	1,653
HIGHER EDUCATION COORD. COMM.	642	05-03	-	-	1,986	-	1,986
OREGON STATE LIBRARY	407	01	1,799	-	-	-	1,799
OREGON STATE LIBRARY	407	03	-	-	2,992	-	2,992
DEPT OF EDUCATION	759	05-01	-	-	-	52	52
DEPT OF EDUCATION	759	01-01	109,408	-	-	-	109,408
DEPT OF EDUCATION	759	04-01	-	-	7,704	-	7,704
TEACHER STANDARDS/PRACTICES	602	01	-	-	4,882	-	4,882
COMMISSION FOR THE BLIND	484	03	-	-	-	9,868	9,868
COMMISSION FOR THE BLIND	484	01	1,776	-	-	-	1,776
COMMISSION FOR THE BLIND	484	02	-	-	8	-	8
DEPT OF AGRICULTURE	683	01-04	3,770	-	-	-	3,770
DEPT OF AGRICULTURE	683	01-03	4,033	-	-	-	4,033
DEPT OF AGRICULTURE	683	01-02	8,766	-	-	-	8,766
DEPT OF AGRICULTURE	683	03	-	6,373	-	-	6,373
DEPT OF AGRICULTURE	683	02-01	-	-	446	-	446
DEPT OF AGRICULTURE	683	02-04	-	-	18,164	-	18,164
DEPT OF AGRICULTURE	683	02-03	-	-	21,090	-	21,090
DEPT OF AGRICULTURE	683	02-02	-	-	23,070	-	23,070
DEPT OF FORESTRY	809	04-01	-	-	-	334	334
DEPT OF FORESTRY	809	04-02	-	-	-	1,365	1,365
DEPT OF FORESTRY	809	04-04	-	-	-	740	740
DEPT OF FORESTRY	809	01-02	2,830	-	-	-	2,830
DEPT OF FORESTRY	809	01-01	5,731	-	-	-	5,731
DEPT OF FORESTRY	809	02-04	-	-	1,861	-	1,861
DEPT OF FORESTRY	809	02-07	-	-	2,115	-	2,115
DEPT OF FORESTRY	809	02-02	-	-	13,978	-	13,978
DEPT OF FORESTRY	809	02-03	-	-	15,087	-	15,087
DEPT OF FORESTRY	809	02-01	-	-	168,728	-	168,728
DEPT OF GEOLOGY AND INDUSTRIES	657	03	-	-	-	521	521
DEPT OF GEOLOGY AND INDUSTRIES	657	01	5,465	-	-	-	5,465
DEPT OF GEOLOGY AND INDUSTRIES	657	02-01	-	-	6,022	-	6,022
DEPT OF PARKS AND RECREATION	303	02-02	-	53,723	-	-	53,723
DEPT OF PARKS AND RECREATION	303	01-02	-	-	90,809	-	90,809
DEPT OF FISH AND WILDLIFE	690	01-03	115,475	-	-	-	115,475
DEPT OF FISH AND WILDLIFE	690	02-03	-	-	192,652	-	192,652
DEPT OF LAND CONSERVTN/DEVELOI	333	03	-	-	-	4,362	4,362
DEPT OF LAND CONSERVTN/DEVELOI	333	01-01	9,809	-	-	-	9,809
LAND USE APPEALS BOARD	193	01	1,404	-	-	-	1,404
DEPT OF WATER RESOURCES	597	01	34,473	-	-	-	34,473
DEPT OF WATER RESOURCES	597	03-01	-	-	3,310	-	3,310
WATERSHED ENHANCEMENT BOARD	659	05	-	7,809	-	-	7,809
OREGON DEPT OF TRANSPORTATION	761	05-11	-	-	302	-	302
OREGON DEPT OF TRANSPORTATION	761	05-09	-	-	16,479	-	16,479
OREGON DEPT OF TRANSPORTATION	761	05-07	-	-	35,915	-	35,915
OREGON DEPT OF TRANSPORTATION	761	05-02	-	-	318,593	-	318,593
OREGON DEPT OF TRANSPORTATION	761	05-16	-	-	719,247	-	719,247
CHIROPRACTIC EXAMINERS BOARD	330	01	-	-	1,191	-	1,191
HEALTH RELATED LICENSING BRDS	192	03	-	-	390	-	390
HEALTH RELATED LICENSING BRDS	192	05	-	-	598	-	598

#61 DAS - Attachment A

Agency Name	Chapter	Section	GF	LF	OF	FF	Total
HEALTH RELATED LICENSING BRDS	192	02	-	-	639	-	639
HEALTH RELATED LICENSING BRDS	192	04	-	-	658	-	658
HEALTH RELATED LICENSING BRDS	192	06	-	-	660	-	660
HEALTH RELATED LICENSING BRDS	192	01	-	-	1,256	-	1,256
OREGON BOARD OF DENTISTRY	191	01	-	-	1,707	-	1,707
BUREAU OF LABOR AND INDUSTRIES	693	04	-	-	-	1,558	1,558
BUREAU OF LABOR AND INDUSTRIES	693	01	15,723	-	-	-	15,723
BUREAU OF LABOR AND INDUSTRIES	693	02	-	-	6,761	-	6,761
LIQUOR CONTROL COMMISSION	817	07-00	-	-	5,102	-	5,102
LIQUOR CONTROL COMMISSION	600	01-01	-	-	50,457	-	50,457
MEDICAL EXAMINERS BOARD	409	01	-	-	9,469	-	9,469
BOARD OF NURSING	439	01	-	-	11,667	-	11,667
PHARMACY, OREGON BOARD OF	410	01	-	-	4,638	-	4,638
PUBLIC UTILITY COMMISSION	305	01-01	-	-	14	-	14
PUBLIC UTILITY COMMISSION	305	01-02	-	-	17	-	17
PUBLIC UTILITY COMMISSION	305	01-04	-	-	25	-	25
PUBLIC UTILITY COMMISSION	305	01-03	-	-	31,246	-	31,246
RACING COMMISSION	306	01-00	-	-	3,239	-	3,239
DEPT OF HOUSING/COMMUNITY SVCS	747	04	-	-	-	4,056	4,056
DEPT OF HOUSING/COMMUNITY SVCS	747	01	145	-	-	-	145
DEPT OF HOUSING/COMMUNITY SVCS	747	02	-	-	14,736	-	14,736
CONSTRUCTION CONTRACTOR BOAR	190	01	-	-	18,306	-	18,306
REAL ESTATE AGENCY	94	01	-	-	7,322	-	7,322
			4,292,256	95,628	3,357,479	1,489,374	9,234,737

EXECUTIVE SUMMARY

The Department of Land Conservation and Development (DLCD) is a small state agency that carries out the vision and legacy of Senate Bill 100, which for 40 years has contributed to the quality and characters of the natural and built environment of the state. The department works in partnership with local governments and state and federal agencies, and works under the policy direction of the Land Conservation and Development Commission.

The goal is for communities to maintain comprehensive plans that reflect the unique local values of each area of the state, while protecting coastal and other natural resources; conserving farm and forestlands; safeguarding people and property from natural hazards, and improving the well-being and prosperity of citizens, businesses and communities throughout Oregon.

The core functions of the department are management of urban growth, and conservation of farm, forest, coastal and other natural resource lands which are carried out through application of the 19 statewide planning goals in city and county comprehensive plans. Under the state land use planning program, every city and county, as well as Metro, is required to adopt and maintain a comprehensive plan and zoning code that is consistent with the statewide land use planning goals. Recognizing that each city and county has unique values and aspirations, the department provides planning guidance, technical assistance and grant funds to help communities plan for their future. Regional and technical staff assist cities and counties in planning their lands and public facilities to support economic development and the provision of needed housing. As a result, the department has a key role to play in assuring Oregon's economic growth and competitiveness.

DLCD is funded through the General Fund, Federal Funds and Other Funds. Federal Funds come from the Federal Emergency Management Agency (FEMA) for administration of the National Flood insurance Program, and from the National Oceanic and Atmospheric Administration (NOAA) for planning and management of the Coastal Zone Management Program (CZM). Other Funds, derived from federal transportation funds, primarily come through the Oregon Department of Transportation (ODOT) for integrating land use and transportation planning. The department also collects a small amount of Other Funds revenue from miscellaneous receipts.

The department uses a wide array of services and strategies to help local governments address planning issues, identify opportunities, and resolve problems. Many of these services are core, ongoing work, provided on a regular and year-round basis, in support of the department's mission and strategic goals. Time-limited, short term strategies and initiatives are described later in this document. Core services and strategies are briefly described below. A more extensive explanation of the department's services is outlined in each Program Unit detail section.

- **Public Involvement:** The first statewide land use program planning goal is to increase public understanding of and involvement in the planning process. The commission's Citizen Involvement Advisory Committee (CIAC, also see below) makes recommendations to the commission, and in some cases to local governments to help improve citizen involvement in land use matters across the state. To

facilitate public involvement, DLCD maintains an agency website; produces publications as needed; produces training videos; electronically distributes news and information; and responds to inquiries from the media and citizens. The department offers five free e-mail list-serves to the public. DLCD also maintains a website for the Ocean Policy Advisory Council.

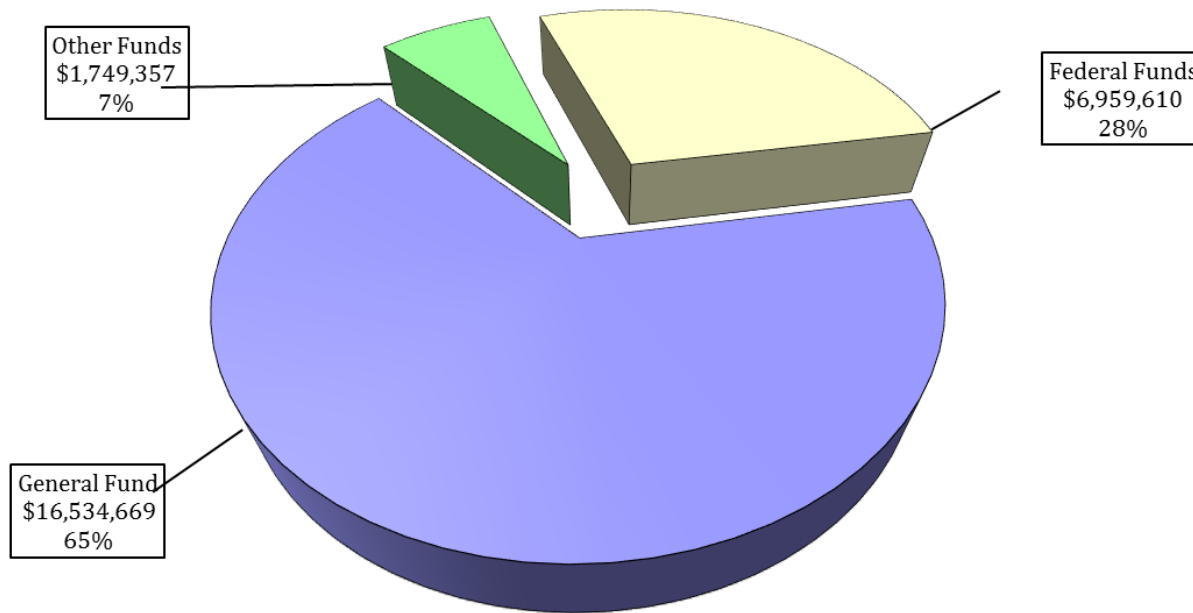
- **Support for LCDC, CIAC, LOAC, Grants Advisory Committee, and OPAC:** LCDC oversees the department and the implementation of the statewide planning program. The department is responsible for providing support for LCDC in the discharge of its functions. In addition, the department supports two statutory committees that enhance public involvement in the planning program, the Citizen Involvement Advisory Committee (CIAC) and the Local Officials Advisory Committee (LOAC), both established to advise the department and the commission. Agency staff conducts a variety of activities to support the public meetings and the operations of these bodies (ORS 197.030, ORS 197.160, ORS 197.165). LOAC provides important advice to the department and LCDC on statewide land use policy issues and agency priorities. A third statutory committee supported by the department, the Grants Advisory Committee, provides oversight and recommendations to the department and commission on matters related to the General Fund Grants Program (ORS 197.639). The department also provides support for the Ocean Policy Advisory Council (ORS 196.435).
- **Process Streamlining:** DLCD routinely works with local governments and stakeholders to identify and address concerns about land use program requirements and procedures that need modification, clarification or streamlining. A significant portion of LCDC's policy work each biennium includes projects to simplify, improve or interpret statewide planning goals and administrative rules. Those efforts are to make the goals and rules:
 - More efficient;
 - Clear and predictable;
 - Consistent with new legislation and case law;
 - Responsive to input from local governments;
 - More streamlined to better achieve the intent of the state planning program; and
 - More encouraging of economic development. (Executive Order 01-03).
- **Technical Assistance:** Many cities, counties and citizens depend on DLCD staff for vital information and technical advice regarding planning and development issues. DLCD provides information and advice in the form of consultation by field staff and through the development and distribution of guidance handbooks. DLCD's regional representatives (with field offices in Portland, Newport and Regional Solutions Center offices in Bend, La Grande, Portland, Medford, Eugene, and Tillamook) and statewide planning specialists are the primary staff assigned to this work. The department's planning specialists provide technical assistance in the areas of economic development, farm and forest resources, urban and rural planning, natural resources, transportation, natural hazards and floodplains, coastal and ocean policy, estuary planning, coastal shores, coastal permits and local-state-federal coordination.

- **Grants:** The department provides grants to local and regional governments for a variety of planning activities, including economic development opportunities analyses, infrastructure, hazards and natural resource planning, buildable lands inventories, and other development planning. The grants help cities and counties adopt, apply and update their plans and ordinances, meet statutory obligations, and comply with the statewide planning goals. Most counties and cities lack resources to frequently update long range comprehensive plans without state support. The department-administered grant programs are funded from state General Fund and from Federal Fund sources (when federal sources are available.) Grants are a critical element of Oregon’s partnership with local governments in implementing the statewide planning program.
- **Periodic Review:** To meet changing conditions, local comprehensive plans should be periodically reviewed and updated. State law requires a periodic review of local plans for cities with a population greater than 10,000 (and for cities with a population greater than 2,500 in population within a Metropolitan Planning Organization) on a schedule established by law (ORS 197.628 – 197.636). Cities and counties not otherwise required to conduct periodic review are authorized to enter into voluntary periodic review with the agreement of LCDC. In order to help with the periodic review and update of local plans, DLCD provides grants and technical assistance to those cities and counties engaged in periodic review. The department’s general fund grants available to local governments have decreased by over 50 percent in less than a decade. As a result of these reductions, and because the department continues to see ongoing high demand for local governments for grant funding to address current and deferred needs, the department is proposing a policy package.
- **Plan Amendment Review:** The department monitors amendments to local comprehensive plans for compliance with state law. During the 2013-15 biennium, local governments notified the department of 1,119 proposed plan amendments. During the first half of the 2015-17 biennium, notices of 615 proposed plan amendments have been filed with the department. DLCD staff typically comment on the more significant plan amendments – providing guidance to cities and counties on how to comply with state statutes, rules and the statewide planning goals, as well as substantive advice on how other jurisdictions have handled similar planning issues. The department has a variety of enforcement authorities regarding plan amendments, and appeals local plan amendments sparingly. The department appealed one local land use decision to the Oregon Land Use Board of Appeals (LUBA) during the 2013-15 biennium and intervened on behalf of the local government in one other case. The department has not participated in any LUBA cases during the 2015-17 biennium (July 2015-to date).
- **Agency Collaboration:** Regional representatives and the department director actively participate in Regional Solutions Teams, working with state agencies and local governments to solve specific local problems. House Bill 4015 (2014) requires that DLCD align its programs and funding streams with those of the Department of Environmental Quality, Oregon Department of Transportation, Business Oregon, Department of Housing, and Department of State Lands. DLCD also has coordination agreements with 25 state agencies that have programs affecting land use (ORS 197.180). The department holds regular meetings with senior staff of the Oregon Department of Transportation, Oregon Housing and Community Services, and Business Oregon to coordinate on specific issues that

cross agency lines. Similarly, the director participates in the Natural Resources Cabinet and Regional Solutions Cabinet, which maintain coordination between state agencies. The coastal program at DLCD also integrates the programs of several other state agencies to develop and carry out a variety of activities.

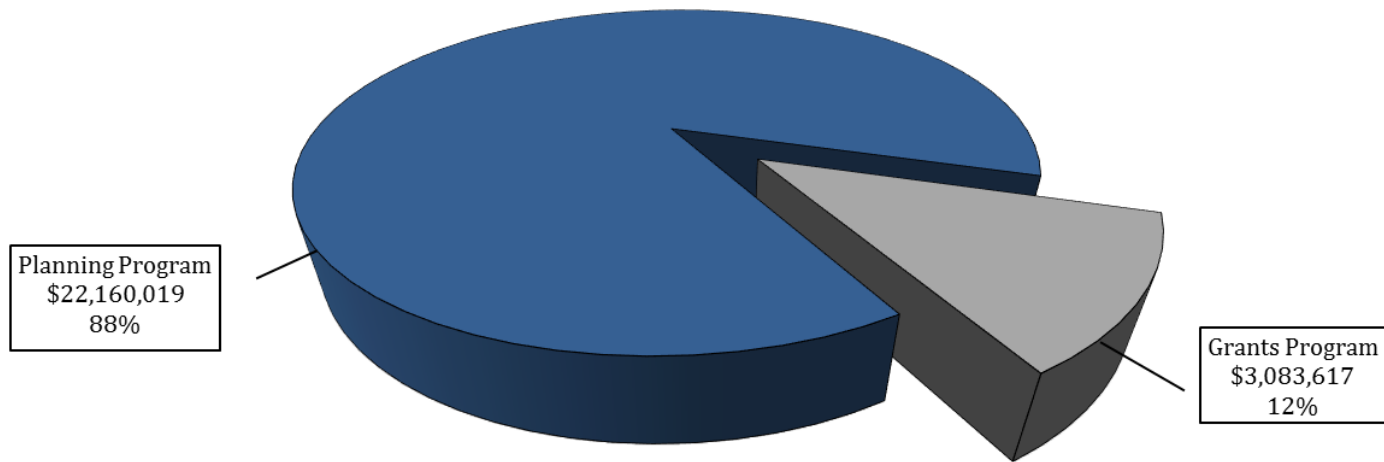
- **Required Reporting:** DLCD collects data and prepares it for distribution to the public. This includes annual reports on farm and forestland development and the department's biennial report (ORS 197.060, ORS 197.065, and ORS 197.178).

Department of Land Conservation and Development
Agency Request Budget
by Fund Source
2017-19



AGENCYWIDE TOTAL FUNDS
\$25,243,636

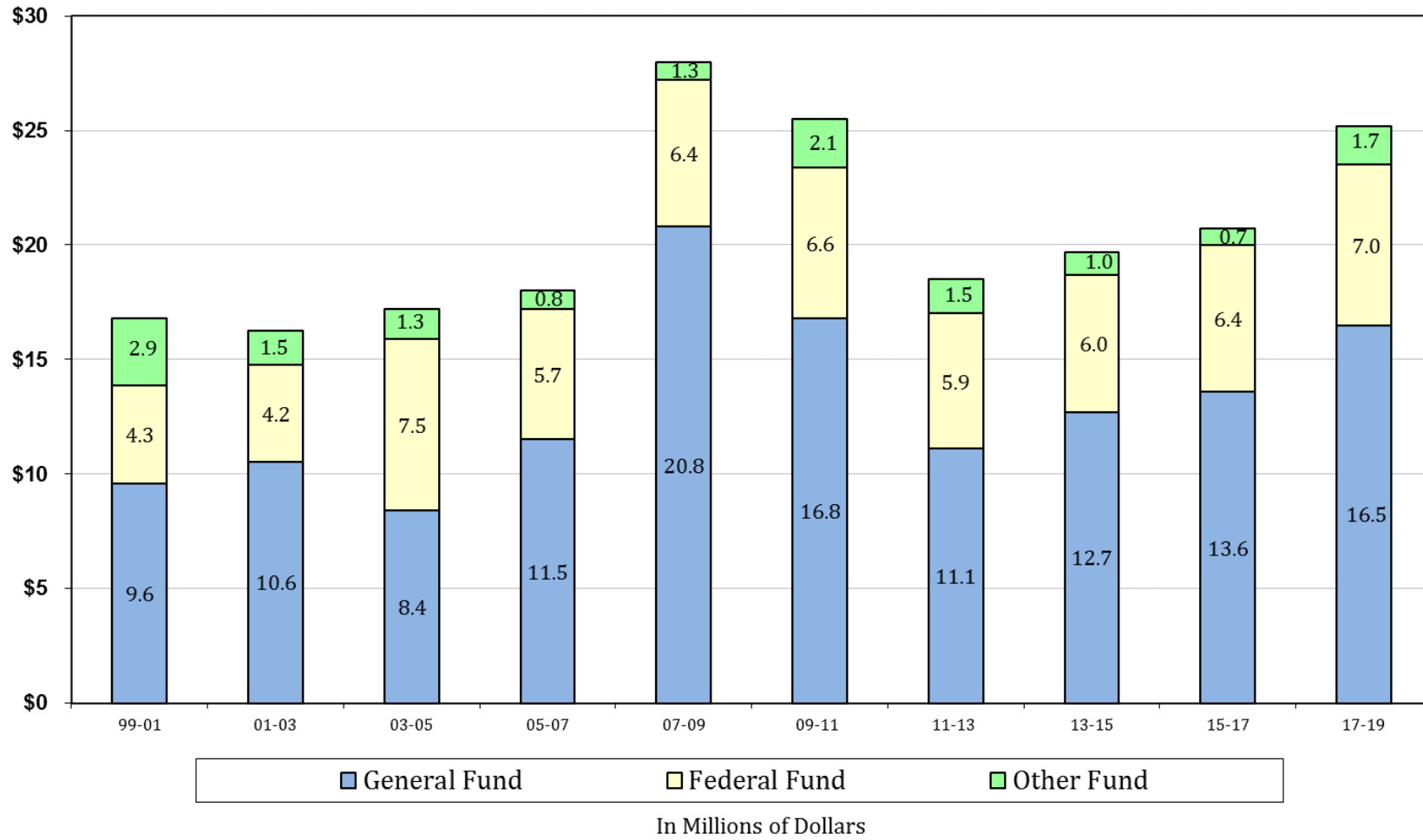
Department of Land Conservation and Development
Agencywide by Program Area
Agency Request Budget
2017-19




AGENCYWIDE TOTAL FUNDS
\$25,243,636

Department of Land Conservation & Development

Total Budget History & Current Request by Fund Type 2001 to 2019





MISSION STATEMENT AND STATUTORY AUTHORITY

As stewards of Oregon's visionary land use planning program, the department helps communities and citizens plan for, protect and improve the built and natural systems that provide a high quality of life. In partnership with citizens and local governments, we foster sustainable and vibrant communities and protect our natural resources legacy.

LCDC and the DLCD operate under the Oregon Revised Statutes, the Oregon Administrative Rules and the statewide planning goals.

The program rests on a foundation of 19 statewide planning goals and city and county comprehensive plans. The goals are broad statements of state policy for local governments to use in developing their comprehensive plans and land use ordinances. To develop the goals, LCDC and DLCD conducted an extensive public outreach effort in the early 1970s. More than 100 public hearings and workshops were held and more than 10,000 Oregonians participated. Originally developed in the 1970's, the goals have been amended over time. Most of the goals are accompanied by "guidelines," which are suggestions on how a goal may be applied and are not mandatory. However, the goals have been adopted as administrative rules (Oregon Administrative rules Chapter 660, Division 015) and are mandatory. Oregon's 19 planning goals state the following:

19 Statewide Planning Goals

GOAL 1: CITIZEN INVOLVEMENT-To develop a citizen involvement program that insures the opportunity for citizens to be involved in all phases of the planning process.

GOAL 2: LAND USE PLANNING-To establish a land use planning process and policy framework as a basis for all decision and actions related to use of land and to assure an adequate factual base for such decisions and actions.

GOAL 3: AGRICULTURAL LANDS-To preserve and maintain agricultural lands.

GOAL 4: FOREST LANDS-To conserve forest lands by maintaining the forest land base and to protect the state's forest economy by making possible economically efficient forest practices that assure the continuous growing and harvesting of forest tree species as the leading use on forest land consistent with sound management of soil, air, water, and fish and wildlife resources and to provide for recreational opportunities and agriculture.

GOAL 5: NATURAL RESOURCES, SCENIC AND HISTORIC AREAS, AND OPEN SPACES-To protect natural resources and conserve scenic and historic areas and open spaces.

GOAL 6: AIR, WATER AND LAND RESOURCES QUALITY -To maintain and improve the quality of the air, water and land resources of the state.

GOAL 7: AREAS SUBJECT TO NATURAL HAZARDS -To protect life and property from natural disasters and hazards.

GOAL 8: RECREATIONAL NEEDS -To satisfy the recreational needs of the citizens of the state and visitors and, where appropriate, to provide for the siting of necessary recreational facilities including destination resorts.

GOAL 9: ECONOMIC DEVELOPMENT -To provide adequate opportunities throughout the state for a variety of economic activities vital to the health, welfare, and prosperity of Oregon's citizens.

GOAL 10: HOUSING -To provide for the housing needs of citizens of the state.

GOAL 11: PUBLIC FACILITIES AND SERVICES -To plan and develop a timely, orderly and efficient arrangement of public facilities and services to serve as a framework for urban and rural development.

GOAL 12: TRANSPORTATION -To provide and encourage a safe, convenient and economic transportation system.

GOAL 13: ENERGY CONSERVATION -To conserve energy.

GOAL 14: URBANIZATION -To provide for an orderly and efficient transition from rural to urban land use.

GOAL 15: WILLAMETTE RIVER GREENWAY -To protect, conserve, enhance and maintain the natural, scenic, historical, agricultural, economic and recreational qualities of lands along the Willamette River as the Willamette River Greenway.

GOAL 16: ESTUARINE RESOURCES- To recognize and protect the unique environmental, economic, and social values of each estuary and associated wetlands; and to protect, maintain, and where appropriate develop and restore, the long-term environmental, economic, and social values, diversity and benefits of Oregon's estuaries.

GOAL 17: COASTAL SHORELANDS- To conserve, protect, and where appropriate, develop and restore, the resources and benefits of all coastal shorelands, recognizing their value for protection and maintenance of water quality, fish and wildlife habitat, water-dependent uses, economic resources and recreation and aesthetics. The management of these shoreland areas shall be compatible with the characteristics of the adjacent coastal waters; and to reduce the hazard to human life and property, and the adverse effects upon water quality and fish and wildlife habitat, resulting from the use and enjoyment of Oregon's coastal shorelands.

GOAL 18: BEACHES AND DUNES- To conserve, protect, and where appropriate, develop and restore the resources and benefits of coastal beach and dune areas; and to reduce the hazard to human life and property from natural or man-induced actions associated with these areas.

GOAL 19: OCEAN RESOURCES -To conserve marine resources and ecological functions for the purpose of providing long-term ecological, economic, and social value and benefits to future generations.

OREGON REVISED STATUTES

Chapter 92

ORS Chapter 92 regulates the division and sale of land. Property owners and local governments rely upon this statute and its definitions to carry out some aspects of the land use planning program.

Chapter 195

ORS Chapter 195 concerns the coordination of local governments and special districts in land use planning and providing urban services such as sewer and water. This chapter also addresses planning for urban reserves and annexation by cities and special districts. Chapter 195 also includes Measure 49, relating to compensation for certain land use regulations.

Chapter 196

ORS Chapter 196 contains the basic statutes for the state's ocean management program (for which the agency is responsible), wetlands planning, and the Columbia River Gorge National Scenic Area (for which the agency has some oversight responsibility).

Chapter 197 and 197A

ORS Chapters 197 and 197A contain the enabling statutes for LCDC and DLCD. They include the basic statutes describing the duties, powers, and responsibilities for the commission, the department, and local government. They provide the overall direction for the state's land use planning system. ORS 197 and 197A also include land use laws that apply to a variety of planning circumstances such as accommodating needed jobs and housing and amending urban growth boundaries.

Chapter 215

ORS Chapter 215 identifies the land use planning responsibilities and authorities for counties. LCDC has interpretive, administrative, and implementing responsibilities over some aspects of this chapter.

Chapter 227

ORS Chapter 227 identifies the land use planning responsibilities and authorities for cities. LCDC has interpretive, administrative, and implementing responsibilities over some aspects of this chapter.

OREGON ADMINISTRATIVE RULES: CHAPTER 660

Division 001:	Procedural Rules	660-001-0000 - 660-001-0410
Division 002:	Delegation of Authority to Director	660-002-0005 - 660-002-0020
Division 003:	Procedure for Review and Approval of Compliance Acknowledgment Request	660-003-0005 - 660-002-0050
Division 004:	Interpretation of Goal 2 Exception Process	660-004-0000 - 660-004-0040
Division 005:	Interpretation of Goal 3 Agricultural Lands	Repealed and Replaced by Div 033
Division 006:	Goal 4 Forest Lands	660-006-0000 - 660-006-0060
Division 007:	Metropolitan Housing	660-007-0000 - 660-007-0060
Division 008:	Interpretation of Goal 10 Housing	660-008-0000 - 660-008-0040
Division 009:	Industrial and Commercial Development	660-009-0000 - 660-009-0025
Division 011:	Public Facilities Planning	660-011-0000 - 660-011-0065
Division 012:	Transportation Planning	660-012-0000 - 660-012-0070
Division 013:	Airport Planning	660-013-0010 - 660-013-0160
Division 014:	Application of the Statewide Planning Goals to the Incorporation of New Cities and Urban Development on Rural Lands 660-014-0000 - 660-014-0040	
Division 015:	Statewide Planning Goals and Guidelines.....	660-015-0000 - 660-015-0010
Division 016:	Requirements and Application Procedures for Complying with Statewide Goal 5 (Superseded by Div 023)	660-016-0000 - 660-016-0030
Division 017:	Classifying Oregon Estuaries.....	660-017-0000 - 660-017-0030
Division 018:	Plan and Land Use Regulation Amendment Review Rule	660-018-0005 - 660-018-0150
Division 019:	Periodic Review	Repealed and Replaced by Div 025
Division 020:	Willamette River Greenway Plan	660-020-0060 - 660-020-0065
Division 021:	Urban Reserve Areas	660-021-0000 - 660-021-0100
Division 022:	Unincorporated Communities	660-022-0000 - 660-022-0070
Division 023:	Procedures and Requirements for Complying with Goal 5	660-023-0000 - 660-023-0250
Division 024:	Urban Growth Management	660-024-0000 - 660-024-0080)
Division 025:	Periodic Review	660-025-0010 - 660-025-0230
Division 030:	Review and Approval of State Agency Coordination Programs	660-030-0000 - 660-030-0095
Division 031:	State Permit Compliance and Compatibility	660-031-0005 - 660-031-0040
Division 033:	Agricultural Land	660-033-0010 - 660-033-0160
Division 034:	State and Local Park Planning	660-034-0000 - 660-034-0040
Division 035:	Federal Consistency	660-035-0000 - 660-035-0080
Division 036:	Ocean Planning.....	660-036-0000 - 660-036-0010

Division 037: Goal 17 Water-Dependent Shorelands660-037-0010 - 660-037-0090
Division 040: Certification or Copying Public Records 660-040-0005
Division 041: Measure 49 660-041-0000 - 660-41- 0530
Division 045: Citizen-Initiated Enforcement Orders 660-045-0000 - 660-045-0180

2014-22 LONG TERM AGENCY PLAN

Strategic Goals and Objectives

The department's strategic goals and objectives are derived from its 2014-22 strategic plan, which was adopted in September 2014.

Mission To help communities and citizens plan for, protect and improve the built and natural systems that provide a high quality of life. In partnership with citizens and local governments, we foster sustainable and vibrant communities and protect our natural resources legacy.

Guiding Principles

- Provide a healthy environment.
- Sustain a prosperous economy.
- Ensure a desirable quality of life.
- Provide fairness and equity to all Oregonians.

Strategic Goals (long-term, with supporting objectives)

1. Conserve Oregon's Natural Resources – Productive Farm and Forest Lands and Coastal, Scenic, Unique and Other Natural Resource Lands are Planned and Managed to Provide a Healthy Environment and Sustain Oregon's Communities and Economy.

- Conserve productive farm and forest lands.
- Protect and conserve coastal and marine resources.
- Protect and conserve wildlife habitat, wetlands and riparian areas for their ecosystem values. Protect scenic, historic, cultural, and recreational values on rural lands.

2. Promote Sustainable, Vibrant Communities.

- Urban and rural communities have complete and current comprehensive plans with sufficient with sufficient development capacity (land supply and infrastructure) to accommodate expected growth and economic development.
- Land use and transportation planning are linked to provide for the development of well-functioning, well-designed and healthy communities.
- Enhance the department's community development activities to support local efforts to revitalize communities, seek public infrastructure solutions and build community participation.

- Support local planning efforts to develop resilience to natural hazards, including those exacerbated by climate change.
- 3. Engage the Public and Stakeholders in Oregon’s Land Use Planning Program.**
- Develop strong collaborative partnerships with people and communities in all regions of the state through citizen involvement, outreach, and collaboration.
 - Improve communication and education of citizens and stakeholders in all regions of the state.
- 4. Provide Timely and Dynamic Leadership to Support Local and Regional Problem Solving.**
- Ensure short-and long-range policy development for the commission and department.
 - Improve capacity of local governments to carry out their land use responsibilities.
 - Develop and coordinate strategic initiatives with other state agencies, tribal and local governments.
 - Seek solutions that address immediate and long-range challenges, in collaboration with key stakeholders and others.
 - Manage and improve information services within the department and for use by a wide array of stakeholders.
- 5. Deliver Services that are Efficient, Outcome-Based and Professional.**
- Operate a professional organization that is efficient, operates according to best practices, and seeks to continually improve operations.
 - Manage and provide services to local governments to support department and local objectives.

AGENCY PROCESS IMPROVEMENT EFFORTS

The department's transformation initiative known as the Information Management Modernization Initiative (IMMI) will conclude in 2015-17. This initiative is a five-year plan to transform existing inadequate and uneven information resources into a cohesive, accessible, user friendly collection of adaptable and powerful tools, methods, and applications fueled by data linked to Oregon communities and rural lands.

Currently, as a result of the implementation of the IMMI efforts, DLCD is beginning to be able to answer many essential questions about its program and its impact in a way that is concise, engaging and comprehensive. In order to be able to maintain the progress made with this transformation initiative, the department must receive funding for its 2017-19 policy package 103: Improving Data and GIS Resources.

Many of the IMMI products were created to improve DLCD processes and increase the efficiency of day-to-day operations of the agency. They have provided local jurisdictions the ability to interact with the agency through the transfer of information via digital operations vs. traditional paper and manual-entry formats. These products have also laid the foundation for the delivery of information to local jurisdictions to support their planning needs through the creation of online applications. These applications provide the mechanism for ingesting data and information from partner agencies that the public, academia, and planners from across the state can use for their planning and research purposes. Now that the agency information resources have been coalesced into functioning systems, our mission is to maintain, enhance, and deliver these systems to the public through a proactive effort. DLCD must therefore build information management, innovative tools and applications, databases, and GIS analysis into its core program delivery.

In addition to the Information Management Modernization Initiative, for nearly five years the department has been working to define, align, and streamline its work in an attempt to be more efficient, effective, and transparent. In 2010, department personnel initiated a Lean Kaizen process improvement project to streamline and rationalize the Periodic Review administrative process. In 2013 and 2014 the Deputy Director led a department wide effort to write a new Strategic Plan for DLCD. That work led to a vibrant conversation among department employees, the commission, and stakeholders, centered on what the department does and seeks to do, and how it does its work. The Strategic Plan was always meant to be the first step toward defining our core work, our outcomes, and our measures of success. In 2014, the State of Oregon signed a master purchase agreement with Mass Ingenuity (MI), a performance management consulting firm in Portland.

DLCD began work with MI in March of 2015 to design and implement a performance management system for the entire department. The purposes for undertaking this work ensures that:

- The Statewide Planning Goals, Mission, Strategy, Values, and Guiding Principles are integrated into every aspect of the department's work,
- Every employee knows where and how they contribute,
- Every employee is accountable for their role in implementing the department's mission,
- Work is measured and managed to meet critical outcomes', and

- The commission and stakeholders are able to see and how the department enacts its strategy and mission.

The key document in this work is the Fundamentals Map found in the special reports section of the budget document. This map provides the reader with department outcomes, processes, and measures on one page. On a quarterly basis, the department conducts a Quarterly Target Review (QTR) to assess progress and take remedial action to correct deficiencies. The department will have its 6th QTR on August 15, 2016. Undertaking this project has meant scores of hours of work involving every member of the organization. It represents a huge investment that we believe will further the department's desire to continuously improve its processes and outcomes for the people of Oregon.

2017-19 TWO YEAR AGENCY PLAN

Agency Programs

For 2017-19, the agency budget contains two primary program units: Planning Program Unit (including all planning program and administration services) and Grants Program Unit (funding assistance for local governments, no staffing.)

- 1. Planning Program Unit:** The state planning program, while managed by the department on a policy basis, is implemented primarily through local government land use plans. Each of Oregon's 242 cities and 36 counties is responsible for maintaining a comprehensive land use plan, and for adopting development codes and land use permits to implement the plan. LCDC reviews local plans and amendments to those plans to ensure consistency with state requirements.

Planning services are provided by DLCD to assist local governments and others in planning for development and land conservation statewide. Most agency programs are contained in this service cluster, including regional representative services, grant management and technical assistance programs, coastal and ocean programs and grants, economic development planning programs, the Transportation and Growth Management Program (in partnership with ODOT), farm and forest land programs, natural hazards program, urban services, rural services, mineral and aggregate services, soils assessments (HB 3647, 2010), landowner notification (Ballot Measure 56, 1998), and Measure 49 (2007) services. Programs and services within this area are detailed in the program unit summary.

- 2. Grants Program Unit:** The department provides grants to local and regional governments for planning program operations in small cities and counties; major comprehensive plan updates during periodic review; and specific projects related to economic development, planning for natural hazards, and regulatory streamlining. The grants help cities and counties adopt, apply, and update their plans and ordinances, meet statutory obligations and comply with the statewide planning goals. The department administers several grant programs funded from different sources. Grants are a critical element of the state's partnership with local governments in implementing the statewide planning program. Additional grant program details are contained in each program unit summary.

2017-19 Two Year Agency Plan

Environmental Factors

Local and state financial resources have not kept pace with Oregon's need to conduct the planning vital to attracting economic development, sustaining local economies, protecting the land base for farming and timber industries, and conserving and restoring natural habitats. Funds for transportation, sewer and water systems and other key infrastructure –in short supply – are often supported by local development fees. Funding for planning to assure that lands are available and can be served cost-effectively with public facilities and services is seldom at levels needed to be in front of long-term development and growth. This funding need often creates disconnect between property owner expectations and the ability of local governments to meet expectations regarding available and serviced land for economic development, housing and other development needs.

Oregon's transportation challenges continue as population grows and as revenues to maintain and expand highway capacity fail to keep pace. Historic urban development patterns, including sprawl and unplanned growth, have aggravated congestion and transportation finance problems. Scarce public funding for transportation infrastructure underlines the need to synchronize and advance statewide transportation and land use policy.

Urban development and growth management tools have evolved over time – through incremental changes to statutes, rules and local land use practices – to a level of complexity that often frustrates citizens, local governments and the development community. This complexity is not easily rectified, but many local urban land use policies and regulations need refinement to better provide both certainty and flexibility, and to allow for faster responses to economic development opportunities. In response to 2013 legislation, the department completed a major effort to streamline and simplify the regulations pertaining to urban growth boundary amendments. These new rules allow a city to utilize existing information to undertake the UGB evaluation, substantially reducing the amount of work while still providing the city with options about how and where to grow.

Oregon is facing a housing affordability crisis. In 2016, the Legislature approved four affordable housing policy bills: HB 4079 creates a pilot program for two cities to conduct Urban Growth Boundary expansions for development of affordable housing; HB 4143 provides tenant protections for rent increases; SB 1533 repeals the ban on inclusionary zoning and authorizes a construction excise tax for affordable housing; and SB 1573 overrides certain voter-annexation requirements.

The statewide planning program, which includes local government partners, has successfully conserved a considerable amount of commercial farm and forestland. However, the ongoing and increasing statutorily allowed land uses on farm and forest land and expansion of urban growth boundaries continue to spur complaints that land use laws allow development and uses that conflict with commercial

agricultural and forest uses. At the same time, strong statewide rules protecting these lands continue to cause conflict. Balancing these interests is a continuous effort for the agency.

Growth also has changed the character of the Oregon coast. There is pressure to develop on or near hazardous areas. Tourism-based economies are highly seasonal: many coastal cities have high rates of second or vacation homes that occupy buildable lands within the urban growth area and skew the amount of land needed to accommodate year-round population. Extremes in property values and housing costs in many coastal communities create significant obstacles to housing, which affects the workforce, schools, and community stability. Maintaining working ports and harbors is difficult in the face of changing fisheries, escalating waterfront land prices and the lack of federal funds for basic dredging and facility repair. Many coastal communities and state agencies have noted the need to update estuary management plans that are now more than 30 years old and do not reflect current status of local communities' development plans. In addition, a number of efforts are under way that will have a significant impact for Oregon and its coastal communities, including: ocean wave energy development, designation and implementation of a system of marine reserves, and several current requests to establish liquefied natural gas (LNG) terminals along Oregon's coastal waterways.

Finally, federal listings of threatened and endangered salmon and steelhead, and potentially, sage grouse, have presented state and local governments with a new challenge to modify development and land use practices. On April 14, 2016, the National Marine Fisheries Service (NMFS) issued a Biological Opinion (Bi-Op) in which they concluded the implementation of National Flood Insurance Program (NFIP) in Oregon jeopardizes the continued existence of 18 Endangered Species Act (ESA) listed species and adversely modifies their critical habitat. The department is working closely with federal, state, and local partners in understanding and implementing the NFIP program changes as noted at <http://www.westcoast.fisheries.noaa.gov/habitat/conservation/index.htm>.

2017-19 SHORT TERM AGENCY PLAN

Initiatives/Strategies

The department strategic plan identifies approximately 40 strategies which, at various times over the 2014-22 time period will be implemented to support the long term strategic goals and objectives listed earlier. Here, we use the term “strategy” interchangeably with “initiative” which budget instructions ask the agency to identify. Strategies tend to be of limited duration, with identified outcomes and targeted resources. It is important to note that much of the agency’s work product on a daily basis consists of “core work,” that is, ongoing work such as technical and planning assistance that supports local jurisdictions. Strategies are listed below, in italics, in the context of the strategic goals and objective that they support. Strategies which are meant to be implemented in later biennia are not shown below.

- 1. Conserve Oregon’s Natural Resources – Productive Farm and Forest Lands and Coastal, Scenic, Unique and Other Natural Resource Lands are Planned and Managed to Provide a Healthy Environment and Sustain Oregon’s Communities and Economy.**
 - Conserve productive farm and forest lands.
 - *With stakeholders, seek alternative (non-regulatory) methods that complement the existing land use program to ensure a sustainable land supply for Oregon’s agricultural and forest industries. This multi-stage strategy will include alliance-building, exploration of options, and selection of suitable solutions.*
 - *Improve the department’s ability, in cooperation with the Oregon Department of Agriculture and the Oregon Department of Forestry, to evaluate and communicate the scale, nature and location of farm and forest land conversion throughout the state. (Links to POP 103-Improving Data and GIS Resources).*
 - *Analyze the impacts of ancillary and non-farm uses on agricultural uses to inform policy choices. Study design, data collection and analysis will likely take several years to complete. Analysis should address factors such as cumulative effects and other externalities caused by development of permitted uses.*
 - Protect and conserve coastal and marine resources.
 - *Administer and amend the Territorial Sea Plan and coordinate the state-federal task force for marine renewable energy development in the federal waters of the outer continental shelf.*
 - *Update Oregon’s estuary planning program, including estuarine information, regulation and planning. (Links to POP 105-Coastal Resilience and Mitigation Planning.)*
 - Protect and conserve wildlife habitat, wetlands and riparian areas for their ecosystem values. Protect scenic, historic, cultural, and recreational values on rural lands.

- *Guide development from riparian areas, wetlands, and wildlife habitat to less sensitive areas through better application of Statewide Planning Goal 5 (Natural Resources) in local comprehensive plan updates. Increase the number of local jurisdictions with zoning and development codes that comply with the administrative rules implementing Goal 5.*
- *Develop a “non-resource lands” policy that is integrated with resource lands protection strategies, including consideration of carrying capacity, environmental and habitat protection, infrastructure requirements and availability and other factors. [Note: “nonresource lands” are those rural lands that are not suitable for production of farm or forest products due to the physical properties of the land, e.g., poor quality soils.]*

2. Promote Sustainable, Vibrant Communities.

- **Urban and rural communities have complete and current comprehensive plans with sufficient development capacity (land supply and infrastructure) to accommodate expected growth and economic development. (*Links to POP 101: Restore Grants for Local Planning.*)**
 - *Work with local and state and government partners to identify lands and redevelopment opportunities within existing UGBs that are closer to workforce housing or in existing industrial areas.*
 - *Provide technical assistance to communities using the new, alternative UGB process, including the maintenance of economic and development data necessary for the simplified method. Review and evaluate use of alternative process. (*Links to POP 103: Improving Data and GIS Resources.*)*
- **Land use and transportation are linked to provide for the development of well-functioning, well-designed and healthy communities.**
 - *Complete scenario planning to meet greenhouse gas reduction targets adopted by the commission.*
 - *Increase assistance to local governments to develop balanced transportation systems including all transportation modes (pedestrian, transit, auto and bicycle) to reduce dependence on autos and provide secure, convenient and affordable mobility for all citizens.*
 - *Develop more effective implementation measures for the development of affordable housing, including new incentives, mandatory standards, and model code provisions, developed as both new policy initiatives and as part of the 2014-15 UGB streamlining project. (*Links to POP 102-Planning for Housing Affordability-DLCD/OHCS.*)*
- **Enhance the department’s community development activities to support local efforts to revitalize communities, seek public infrastructure solutions, and build community participation.**

- *Improve the ability of communities to implement plans to develop well-functioning, well-designed, healthy, diverse, and economically vibrant communities by providing technical and financial assistance for projects that promote these qualities. (Links to POP 101 Restore Grants for Local Planning.)*
- *Help revitalize rural communities through integrated planning for transportation, land use, affordable housing, workforce development, and infrastructure (in coordination with Regional Solutions Teams). (Links to POP 102-Planning for Housing Affordability-DLCD/OHCS.)*
- *In coordination with Regional Solutions Teams, align land use, transportation, and other infrastructure planning so that investment of state resources reflects state and local priorities and assures the value of those investments over time.*
- Support local planning efforts to develop resilience to natural hazards, including those exacerbated by climate change.
 - *Increase technical assistance and seek additional grant funding for local government resilience planning to address hazards that have not been well addressed in the past (e.g., landslides), look beyond hazard mitigation to other elements of resilience (e.g., recovery planning), and address climate change adaptation. (Links to POP 104-Natural Hazards Mitigation Planning; POP 105-Coastal Resilience and Mitigation Planning.)*
 - *Assume responsibility for regular updates to the Oregon Natural Hazard Mitigation Plan. (Links to POP 104-Natural Hazards Mitigation Planning)*

3. Engage the Public and Stakeholders in Oregon’s Land Use Planning Program

- Develop strong, collaborative partnerships with citizens and communities in all regions of the state through citizen involvement, outreach, and collaboration.
 - *Increase participation of a wider range of stakeholders, including diverse populations, in local and state decision-making across the state. (Links to POP 103-Improving Data and GIS Resources).*
 - *Develop improved public engagement tools for use by the department and local jurisdictions. (Links to POP 103-Improving Data and GIS Resources).*
- Improve communication and education with citizens and stakeholders in all regions of the state.
 - *Develop a communications program that raises awareness and understanding of the operation, benefits, and tradeoffs of the statewide land use planning program, and assists the department in development of policies and programs.*
 - *Improve the department’s website for clarity, utility, and increased public use and migrate website to new format as required by the state.*

4. Provide Timely and Dynamic Leadership to Support Local and Regional Problem Solving

- Ensure short-and long-range policy development for the commission and department.

- *Improve the department's capacity to evaluate progress toward meeting the policy objectives and requirements of the land use program. (Links to POP 102-Planning for Housing Affordability-DLCD/OHCS, POP 103: Improving Data and GIS Resources.)*
- **Improve capacity of local governments to carry out their land use responsibilities.**
 - *In coordination with the Governor's office and state agencies, help local governments assess, plan, and build needed infrastructure and facilities (e.g. water, sewer, transportation, parks, and schools.) (Links to POP 101-Restore Grants for Local Planning.)*
 - *Improve the distribution and availability of geospatial and scientific data and information to local governments, state agencies, and the public to support land use planning. (Links to POP 103-Improving Data and GIS Resources.)*
 - *Develop new processes and resources for keeping local plans up-to-date. (Links to POP 105-Coastal Resilience and Mitigation Planning.)*
 - *Restore grant funding for local governments at least to historic funding levels. (Links to POP 101-Restore Grants for Local Planning.)*
- **Develop and coordinate strategic initiatives with other state agencies, tribal and local governments.**
 - *Engage state agencies and the Governor's office to implement provisions of the 2010 Climate Change Adaption Framework. (Links to POP 105-Coastal Resilience and Mitigation Planning)*
 - *Assist state agencies with programs that affect land use in establishing or updating state agency coordination programs.*
 - *Ensure that the policies and values of the statewide land use program are reflected in the processes and outcomes of Regional Solutions Teams.*
- **Seek solutions that address immediate and long-range challenges, in collaboration with key stakeholders and others.**
 - *Continue development of an online land use portal in collaboration with the Institute for Natural Resources at Oregon State University (Links to POP 103-Improving Data and GIS Resources.)*
- **Manage and improve information services within the department and for use by a wide array of stakeholders.**
 - *Improve the department's ability to collect, store and analyze geospatial and scientific data and information to local governments and the public, emphasizing web-based methods. (Links to POP 103-Improving Data and GIS Resources.)*
 - *Improve the distribution and availability of geospatial data and scientific data and information to local governments and the public, emphasizing web-based methods. (Links to POP 103-Improving Data and GIS Resources.)*

5. Deliver Services that are Efficient, Outcome-Based, and Professional

- **Operate a professional organization that is efficient, operates according to best practices, and seeks to continually improve operations.**

- *Increase opportunities, awareness, and utility of opportunities for professional staff development and training.*
 - *Improve institutional memory and efficiency through better succession training.*
 - *Increase the capacity of the department to understand and work effectively with diverse communities.*
- *Manage and provide services to local governments to support department and local objectives. (Links to POP 103-Improving Data and GIS Resources; POP 104-Natural Hazards Mitigation Planning; POP 105-Coastal Resilience and Mitigation Planning.)*

2013-15 TWO YEAR AGENCY PLAN

Criteria for Budget Development

The department developed its 2017-19 budget by program. The Planning Program includes staff, services and supplies expenditures necessary to support the land use program. The Grants Program includes special payments to local governments for technical assistance and periodic review. No staffing costs are included in the Grants Program.

Development Criteria

The department used the following criteria and objectives in developing its budget:

- Align the budget and program with the department's strategic plan and the Governor's five focus areas.
- Promote economic development.
- Enhance livability, resiliency, and sustainability in communities statewide.
- Promote affordable housing.
- Support the core mission of the agency.
- Facilitate protection of farm, forest, coastal and other natural and economic resources.
- Improve collaboration among public and private-sector partners.
- Improve program outcome measures and make decisions based on quality data.
- Streamline the statewide planning program for the private sector and for our local government partners.
- Address state and federal mandates.
- Leverage other public and private resources.

Key Performance Measure Criteria

DLCD has determined the criteria for measuring performance for 2017-19 will:

Promote economic development and quality communities, secure Oregon’s legacy, improve collaboration and deliver the highest level of customer service possible, and streamline state and local planning.

Specific proposed performance measures including data sources and target information are found in the Annual Performance Progress Report (APPR). The department is proposing two amendments and one deletion of its performance measures for the 2017-19 biennium. The 2016 Annual Performance Progress Report will be included in the upcoming 2017-19 Governor’s Recommended Budget in the special reports section.

INFORMATION TECHNOLOGY INITIATIVES

Lifecycle Replacement Plan

Historically, DLCD has not had the funding available to invest adequately in Information Technology (IT). In previous biennia, DLCD has spent less than one percent of its General Fund budget on IT. This funding level has left the agency far behind industry standards.

In the 2007-09 biennium, DLCD made considerable investment in its IT infrastructure and now maintains a replacement schedule more consistent with the Department of Administrative Services (DAS) standards. However, due to limited resources, budget allocation to IT continues to be less than one percent of the overall budget. As a result, the department continues to seek low-cost ways to improve its technical capacity through collaboration with the universities and other state agencies including DAS.

Department operational objectives for 2017-19 will continue to be to develop and maintain a fully functional information resources infrastructure and to manage the IT infrastructure through low cost means, while maintaining consistency with the life-cycle and access-management standards of the DAS Enterprise Technology Services (ETS). The department also anticipates investing in transforming its business and accompanying technology through approval of the Improving Data and GIS Resources request found in policy package 103.

Major Information Technology Projects \$1,000,000+

The department has no major technology projects planned for the 2017-19 biennium.

Information Technology Projects \$150,000+

The department has no information technology projects \$150,000+.

Summary of 2017-19 Biennium Budget

**Land Conservation & Development, Dept of
Land Conservation & Development, Dept of
2017-19 Biennium**

**Agency Request Budget
Cross Reference Number: 66000-000-00-00-00000**

<i>Description</i>	<i>Positions</i>	<i>Full-Time Equivalent (FTE)</i>	<i>ALL FUNDS</i>	<i>General Fund</i>	<i>Lottery Funds</i>	<i>Other Funds</i>	<i>Federal Funds</i>	<i>Nonlimited Other Funds</i>	<i>Nonlimited Federal Funds</i>
2015-17 Leg Adopted Budget	57	55.90	19,892,764	13,152,774	-	484,999	6,254,991	-	-
2015-17 Emergency Boards	1	0.67	808,806	430,945	-	240,420	137,441	-	-
2015-17 Leg Approved Budget	58	56.57	20,701,570	13,583,719	-	725,419	6,392,432	-	-
2017-19 Base Budget Adjustments									
Net Cost of Position Actions									
Administrative Biennialized E-Board, Phase-Out	(2)	(1.67)	260,559	262,668	-	(165,609)	163,500	-	-
Estimated Cost of Merit Increase			-	-	-	-	-	-	-
Base Debt Service Adjustment			-	-	-	-	-	-	-
Base Nonlimited Adjustment			-	-	-	-	-	-	-
Capital Construction			-	-	-	-	-	-	-
Subtotal 2017-19 Base Budget	56	54.90	20,962,129	13,846,387	-	559,810	6,555,932	-	-
Essential Packages									
010 - Non-PICS Pers Svc/Vacancy Factor									
Vacancy Factor (Increase)/Decrease	-	-	(52,652)	6,939	-	-	(59,591)	-	-
Non-PICS Personal Service Increase/(Decrease)	-	-	26,148	17,932	-	284	7,932	-	-
Subtotal	-	-	(26,504)	24,871	-	284	(51,659)	-	-
020 - Phase In / Out Pgm & One-time Cost									
021 - Phase - In	-	-	-	-	-	-	-	-	-
022 - Phase-out Pgm & One-time Costs	-	-	(641,883)	(640,233)	-	(1,650)	-	-	-
Subtotal	-	-	(641,883)	(640,233)	-	(1,650)	-	-	-
030 - Inflation & Price List Adjustments									
Cost of Goods & Services Increase/(Decrease)	-	-	325,927	220,522	-	3,430	101,975	-	-
State Gov't & Services Charges Increase/(Decrease)			79,096	55,538	-	-	23,558	-	-

Summary of 2017-19 Biennium Budget

Land Conservation & Development, Dept of
Land Conservation & Development, Dept of
2017-19 Biennium

Agency Request Budget
Cross Reference Number: 66000-000-00-00-00000

<i>Description</i>	<i>Positions</i>	<i>Full-Time Equivalent (FTE)</i>	<i>ALL FUNDS</i>	<i>General Fund</i>	<i>Lottery Funds</i>	<i>Other Funds</i>	<i>Federal Funds</i>	<i>Nonlimited Other Funds</i>	<i>Nonlimited Federal Funds</i>
Subtotal	-	-	405,023	276,060	-	3,430	125,533	-	-
040 - Mandated Caseload									
040 - Mandated Caseload	-	-	-	-	-	-	-	-	-
050 - Fundshifts and Revenue Reductions									
050 - Fundshifts	-	-	-	-	-	-	-	-	-
060 - Technical Adjustments									
060 - Technical Adjustments	-	-	-	-	-	-	-	-	-
Subtotal: 2017-19 Current Service Level	56	54.90	20,698,765	13,507,085	-	561,874	6,629,806	-	-

Summary of 2017-19 Biennium Budget

Land Conservation & Development, Dept of
 Land Conservation & Development, Dept of
 2017-19 Biennium

Agency Request Budget
 Cross Reference Number: 66000-000-00-00-00000

<i>Description</i>	<i>Positions</i>	<i>Full-Time Equivalent (FTE)</i>	<i>ALL FUNDS</i>	<i>General Fund</i>	<i>Lottery Funds</i>	<i>Other Funds</i>	<i>Federal Funds</i>	<i>Nonlimited Other Funds</i>	<i>Nonlimited Federal Funds</i>
Subtotal: 2017-19 Current Service Level	56	54.90	20,698,765	13,507,085	-	561,874	6,629,806	-	-
070 - Revenue Reductions/Shortfall									
070 - Revenue Shortfalls	-	-	-	-	-	-	-	-	-
Modified 2017-19 Current Service Level	56	54.90	20,698,765	13,507,085	-	561,874	6,629,806	-	-
080 - E-Boards									
080 - May 2016 E-Board	-	-	-	-	-	-	-	-	-
Subtotal Emergency Board Packages	-	-	-	-	-	-	-	-	-
Policy Packages									
101 - Restore Grants for Local Planning	-	-	1,500,000	1,500,000	-	-	-	-	-
102 - Planning for Housing Affordability-DLCD/OHCS	2	2.00	419,727	315,912	-	103,815	-	-	-
103 - Improving Data and GIS Resources	1	1.00	344,491	344,491	-	-	-	-	-
104 - Natural Hazards Mitigation Planning	6	4.50	1,870,926	457,454	-	1,083,668	329,804	-	-
105 - Coastal Resilience and Mitigation Planning	2	2.00	409,727	409,727	-	-	-	-	-
Subtotal Policy Packages	11	9.50	4,544,871	3,027,584	-	1,187,483	329,804	-	-
Total 2017-19 Agency Request Budget	67	64.40	25,243,636	16,534,669	-	1,749,357	6,959,610	-	-
Percentage Change From 2015-17 Leg Approved Budget	15.52%	13.84%	21.94%	21.72%	-	141.15%	8.87%	-	-
Percentage Change From 2017-19 Current Service Level	19.64%	17.30%	21.96%	22.41%	-	211.34%	4.97%	-	-

Summary of 2017-19 Biennium Budget

**Land Conservation & Development, Dept of
Planning Program
2017-19 Biennium**

**Agency Request Budget
Cross Reference Number: 66000-001-00-00-00000**

<i>Description</i>	<i>Positions</i>	<i>Full-Time Equivalent (FTE)</i>	<i>ALL FUNDS</i>	<i>General Fund</i>	<i>Lottery Funds</i>	<i>Other Funds</i>	<i>Federal Funds</i>	<i>Nonlimited Other Funds</i>	<i>Nonlimited Federal Funds</i>
2015-17 Leg Adopted Budget	57	55.90	18,365,649	11,625,659	-	484,999	6,254,991	-	-
2015-17 Emergency Boards	1	0.67	808,806	430,945	-	240,420	137,441	-	-
2015-17 Leg Approved Budget	58	56.57	19,174,455	12,056,604	-	725,419	6,392,432	-	-
2017-19 Base Budget Adjustments									
Net Cost of Position Actions									
Administrative Biennialized E-Board, Phase-Out	(2)	(1.67)	260,559	262,668	-	(165,609)	163,500	-	-
Estimated Cost of Merit Increase			-	-	-	-	-	-	-
Base Debt Service Adjustment			-	-	-	-	-	-	-
Base Nonlimited Adjustment			-	-	-	-	-	-	-
Capital Construction			-	-	-	-	-	-	-
Subtotal 2017-19 Base Budget	56	54.90	19,435,014	12,319,272	-	559,810	6,555,932	-	-
Essential Packages									
010 - Non-PICS Pers Svc/Vacancy Factor									
Vacancy Factor (Increase)/Decrease	-	-	(52,652)	6,939	-	-	(59,591)	-	-
Non-PICS Personal Service Increase/(Decrease)	-	-	26,148	17,932	-	284	7,932	-	-
Subtotal	-	-	(26,504)	24,871	-	284	(51,659)	-	-
020 - Phase In / Out Pgm & One-time Cost									
021 - Phase - In	-	-	-	-	-	-	-	-	-
022 - Phase-out Pgm & One-time Costs	-	-	(641,883)	(640,233)	-	(1,650)	-	-	-
Subtotal	-	-	(641,883)	(640,233)	-	(1,650)	-	-	-
030 - Inflation & Price List Adjustments									
Cost of Goods & Services Increase/(Decrease)	-	-	269,425	164,020	-	3,430	101,975	-	-
State Gov't & Services Charges Increase/(Decrease)			79,096	55,538	-	-	23,558	-	-

Summary of 2017-19 Biennium Budget

Land Conservation & Development, Dept of
 Planning Program
 2017-19 Biennium

Agency Request Budget
 Cross Reference Number: 66000-001-00-00-00000

<i>Description</i>	<i>Positions</i>	<i>Full-Time Equivalent (FTE)</i>	<i>ALL FUNDS</i>	<i>General Fund</i>	<i>Lottery Funds</i>	<i>Other Funds</i>	<i>Federal Funds</i>	<i>Nonlimited Other Funds</i>	<i>Nonlimited Federal Funds</i>
Subtotal	-	-	348,521	219,558	-	3,430	125,533	-	-
040 - Mandated Caseload									
040 - Mandated Caseload	-	-	-	-	-	-	-	-	-
050 - Fundshifts and Revenue Reductions									
050 - Fundshifts	-	-	-	-	-	-	-	-	-
060 - Technical Adjustments									
060 - Technical Adjustments	-	-	-	-	-	-	-	-	-
Subtotal: 2017-19 Current Service Level	56	54.90	19,115,148	11,923,468	-	561,874	6,629,806	-	-

Summary of 2017-19 Biennium Budget

**Land Conservation & Development, Dept of
Planning Program
2017-19 Biennium**

**Agency Request Budget
Cross Reference Number: 66000-001-00-00-00000**

<i>Description</i>	<i>Positions</i>	<i>Full-Time Equivalent (FTE)</i>	<i>ALL FUNDS</i>	<i>General Fund</i>	<i>Lottery Funds</i>	<i>Other Funds</i>	<i>Federal Funds</i>	<i>Nonlimited Other Funds</i>	<i>Nonlimited Federal Funds</i>
Subtotal: 2017-19 Current Service Level	56	54.90	19,115,148	11,923,468	-	561,874	6,629,806	-	-
070 - Revenue Reductions/Shortfall									
070 - Revenue Shortfalls	-	-	-	-	-	-	-	-	-
Modified 2017-19 Current Service Level	56	54.90	19,115,148	11,923,468	-	561,874	6,629,806	-	-
080 - E-Boards									
080 - May 2016 E-Board	-	-	-	-	-	-	-	-	-
Subtotal Emergency Board Packages	-	-	-	-	-	-	-	-	-
Policy Packages									
101 - Restore Grants for Local Planning	-	-	-	-	-	-	-	-	-
102 - Planning for Housing Affordability-DLCD/OHCS	2	2.00	419,727	315,912	-	103,815	-	-	-
103 - Improving Data and GIS Resources	1	1.00	344,491	344,491	-	-	-	-	-
104 - Natural Hazards Mitigation Planning	6	4.50	1,870,926	457,454	-	1,083,668	329,804	-	-
105 - Coastal Resilience and Mitigation Planning	2	2.00	409,727	409,727	-	-	-	-	-
Subtotal Policy Packages	11	9.50	3,044,871	1,527,584	-	1,187,483	329,804	-	-
Total 2017-19 Agency Request Budget	67	64.40	22,160,019	13,451,052	-	1,749,357	6,959,610	-	-
Percentage Change From 2015-17 Leg Approved Budget	15.52%	13.84%	15.57%	11.57%	-	141.15%	8.87%	-	-
Percentage Change From 2017-19 Current Service Level	19.64%	17.30%	15.93%	12.81%	-	211.34%	4.97%	-	-

Summary of 2017-19 Biennium Budget

**Land Conservation & Development, Dept of
Grant
2017-19 Biennium**

**Agency Request Budget
Cross Reference Number: 66000-003-00-00-00000**

<i>Description</i>	<i>Positions</i>	<i>Full-Time Equivalent (FTE)</i>	<i>ALL FUNDS</i>	<i>General Fund</i>	<i>Lottery Funds</i>	<i>Other Funds</i>	<i>Federal Funds</i>	<i>Nonlimited Other Funds</i>	<i>Nonlimited Federal Funds</i>
2015-17 Leg Adopted Budget	-	-	1,527,115	1,527,115	-	-	-	-	-
2015-17 Emergency Boards	-	-	-	-	-	-	-	-	-
2015-17 Leg Approved Budget	-	-	1,527,115	1,527,115	-	-	-	-	-
2017-19 Base Budget Adjustments									
Net Cost of Position Actions									
Administrative Biennialized E-Board, Phase-Out	-	-	-	-	-	-	-	-	-
Estimated Cost of Merit Increase	-	-	-	-	-	-	-	-	-
Base Debt Service Adjustment	-	-	-	-	-	-	-	-	-
Base Nonlimited Adjustment	-	-	-	-	-	-	-	-	-
Capital Construction	-	-	-	-	-	-	-	-	-
Subtotal 2017-19 Base Budget	-	-	1,527,115	1,527,115	-	-	-	-	-
020 - Phase In / Out Pgm & One-time Cost									
021 - Phase - In	-	-	-	-	-	-	-	-	-
022 - Phase-out Pgm & One-time Costs	-	-	-	-	-	-	-	-	-
Subtotal	-	-	-	-	-	-	-	-	-
030 - Inflation & Price List Adjustments									
Cost of Goods & Services Increase/(Decrease)	-	-	56,502	56,502	-	-	-	-	-
Subtotal	-	-	56,502	56,502	-	-	-	-	-
040 - Mandated Caseload									
040 - Mandated Caseload	-	-	-	-	-	-	-	-	-
050 - Fundshifts and Revenue Reductions									
050 - Fundshifts	-	-	-	-	-	-	-	-	-
060 - Technical Adjustments									

Summary of 2017-19 Biennium Budget

Land Conservation & Development, Dept of
Grant
2017-19 Biennium

Agency Request Budget
Cross Reference Number: 66000-003-00-00-00000

<i>Description</i>	<i>Positions</i>	<i>Full-Time Equivalent (FTE)</i>	<i>ALL FUNDS</i>	<i>General Fund</i>	<i>Lottery Funds</i>	<i>Other Funds</i>	<i>Federal Funds</i>	<i>Nonlimited Other Funds</i>	<i>Nonlimited Federal Funds</i>
060 - Technical Adjustments	-	-	-	-	-	-	-	-	-
Subtotal: 2017-19 Current Service Level	-	-	1,583,617	1,583,617	-	-	-	-	-

Summary of 2017-19 Biennium Budget

**Land Conservation & Development, Dept of
Grant
2017-19 Biennium**

**Agency Request Budget
Cross Reference Number: 66000-003-00-00-00000**

<i>Description</i>	<i>Positions</i>	<i>Full-Time Equivalent (FTE)</i>	<i>ALL FUNDS</i>	<i>General Fund</i>	<i>Lottery Funds</i>	<i>Other Funds</i>	<i>Federal Funds</i>	<i>Nonlimited Other Funds</i>	<i>Nonlimited Federal Funds</i>
Subtotal: 2017-19 Current Service Level	-	-	1,583,617	1,583,617	-	-	-	-	-
070 - Revenue Reductions/Shortfall									
070 - Revenue Shortfalls	-	-	-	-	-	-	-	-	-
Modified 2017-19 Current Service Level	-	-	1,583,617	1,583,617	-	-	-	-	-
080 - E-Boards									
080 - May 2016 E-Board	-	-	-	-	-	-	-	-	-
Subtotal Emergency Board Packages	-	-	-	-	-	-	-	-	-
Policy Packages									
101 - Restore Grants for Local Planning	-	-	1,500,000	1,500,000	-	-	-	-	-
102 - Planning for Housing Affordability-DLCD/OHCS	-	-	-	-	-	-	-	-	-
103 - Improving Data and GIS Resources	-	-	-	-	-	-	-	-	-
104 - Natural Hazards Mitigation Planning	-	-	-	-	-	-	-	-	-
105 - Coastal Resilience and Mitigation Planning	-	-	-	-	-	-	-	-	-
Subtotal Policy Packages	-	-	1,500,000	1,500,000	-	-	-	-	-
Total 2017-19 Agency Request Budget	-	-	3,083,617	3,083,617	-	-	-	-	-
Percentage Change From 2015-17 Leg Approved Budget	-	-	101.92%	101.92%	-	-	-	-	-
Percentage Change From 2017-19 Current Service Level	-	-	94.72%	94.72%	-	-	-	-	-

Program Prioritization for 2017-19

Agency Name: Department of Land Conservation and Development																			Agency Number: 66000		
2017-19 Biennium																			Agency Number: 66000		
Agencywide Program at Agency Request Budget																			Agency Number: 66000		
Agency-Wide Priorities for 2017-19 Biennium																					
1	2	3	4	5	6	7	8	9	10	11	12	13	14	15	16	17	18	19	20	21	22
Priority (ranked with highest priority first)	Agency Initials	Program or Activity Initials	Program Unit/Activity Description	Identify Key Performance Measure(s)	Primary Purpose Program-Activity Code	GF	LF	OF	NL-OF	FF	NL-FF	TOTAL FUNDS	Pos.	FTE	New or Enhanced Program (Y/N)	Included as Reduction Option (Y/N)	Legal Req. Code (C, D, FM, FO, S)	Legal Citation	Explain What is Mandatory (for C, FM, and FO Only)	Comments on Proposed Changes to CSL included in Agency Request	
Agcy	Prgm/ Div																				
1	0	DLCD	660-60: Admin	Planning and Administration	660-01 through 660-12	6	4,600,212	72,525			569,365	5,242,102	16	16	Y	Y	S	ORS Chapter 197 and 215.503		POP 103: Improving Data and GIS Resources \$344,491 GF 1Pos/1.00 FTE The Information Management Modernization Initiative (IMMI) was created and delivered from 2012-2017 in order to bring the agency's information resources up-to-date with modern technology so that all DLCD programs could more easily access, track, query, and report on planning information. Many of the products from this effort were created to improve DLCD processes and increase the efficiency of day-to-day operations of the agency. The products have provided local jurisdictions the ability to interact with the agency through the transfer of information via digital operations vs. traditional paper and manual-entry formats and have also laid the foundation for the delivery of information to local jurisdictions to support their planning needs through the creation of online applications. These applications provide the mechanism for ingesting data and information from partner agencies that the public, academia, and planners from across the state can use for their research and planning purposes. Now that the agency information resources have been coalesced into functioning systems, our mission is to maintain, enhance, and deliver the delivery of information to the public, academia, state partners, and local jurisdictions. DLCD is requesting this policy package to support: (1) the ongoing maintenance and development of databases and applications created as part of the recently completed five-year Information Management Modernization Initiative (IMMI) providing increased technology and better business processes related to data and information management; (2) the update and creation of new GIS data products for consumption by the agency and its stakeholders; and (3) the development of training materials, tools, and applications that will supplement targeted outreach to local jurisdictions in support of comprehensive plan amendments that comply with Statewide Planning Goals.	
1	1	DLCD	660-62: CSD	Community Services Division	660-01 through 660-12	6	4,203,487					\$ 4,203,487	14	14.00	Y	Y	S	197.274, 197.319 et seq., 197.610 et seq., 197.626 et seq., 197.652 et seq., 197.717		POP 102 Planning for Housing Affordability \$305,912 GF 2 Pos/2.00 FTE; \$103,815 OF Local jurisdictions across the state are operating with very outdated housing plans that can hinder residential development in their communities. Jurisdictions will benefit from technical support to ensure effective tools and strategies are in place to encourage housing development that meets the needs of their residents. DLCD and the Oregon Housing and Community Services Department are submitting joint policy option packages related to housing affordability to address this need. The staff positions funded by this joint package will provide technical support, tools, and strategies to help ensure that jurisdictions encourage housing development that meets the needs of local residents.	

1	1	DLCD	660-61: PSD	Planning Services Division	660-01 through 660-12	6	2,919,705	489,349		783,899		\$ 4,192,953	13	11.90	Y	Y	S, FO	44 CFR 60.25; ORS Chapters 195, 197, 215 and 227	States are encouraged to participate in the National Flood Insurance Program (NFIP)	POP 104 Natural Hazards Mitigation Planning \$457,454 GF/\$1,083,668 OF/\$329,804 FF 6 Pos/4.50 FTE Oregon is at risk from a wide range of natural hazards. Some are infrequent, but would be catastrophic over a large area (for example tsunamis and earthquakes). Others are more common and localized (for example floods and landslides). This \$1.8M policy package brings significant federal funds, partnerships, and funding with the Office of Emergency Management, and matching state funds to assist local governments to better understand, analyze potential actions, and plan in order to reduce risks from natural hazards.
1	1	DLCD	660-63: OCSD	Ocean and Coastal Services Division	660-01 through 660-12	6	200,064			5,276,542		\$ 5,476,606	13	13.00	Y	Y	S, FM	ORS Chapter 197, 215 and 227, 196.405 to 196.485, 15 CFR Parts 923 and 930; 16 USC Sec 1451 et seq. & Contractual agreements with federal government	States choosing to participate in the National Oceanic and Atmospheric Administration (NOAA) program are required to submit grant applications on an annual basis.	POP 105 \$409,727 GF 2 Pos/2.00 FTE Many jurisdictions' estuary management plans are more than 30 years old and much of the anticipated development has not occurred. While many local governments and state agencies have noted the need to update estuary management plans to address new inventory information and changing needs and conditions, DLCD is currently not able to provide adequate technical assistance for the needed plan updates. The department requests this policy package to enable the department to provide technical assistance to coastal communities for climate change adaptation and estuary plan updates.
1	1	DLCD	003-02 Grants	General Fund Grants	660-01 through 660-12	6	1,583,617					\$ 1,583,617	0	0.00	Y	Y	S	ORS Chapter 197 and 197A		POP 101 Restore Grants to Local Governments \$1,500,000 General Fund The department's strategic objectives and strategies call for the department to assist local governments in amending and updating their comprehensive land use plans and implementing regulations to ensure communities can accommodate growth opportunities in concern with state and local planning goals. The department's General Fund Grant Program has decreased by over 50 percent in the last decade. As a result of these reductions and continued legislative direction to direct grant fund to specific programs (e.g. population forecasting), the department proposes this critical package to restore grant funds and department capacity to meet ongoing increased demand by local governments for grant funding.
												\$ -								
												\$ -								
												\$ -								
							13,507,085	561,874	-	-	6,629,806	-	\$ 20,698,765	56	54.90					

7. Primary Purpose Program/Activity Exists

- 1 Civil Justice
- 2 Community Development
- 3 Consumer Protection
- 4 Administrative Function
- 5 Criminal Justice
- 6 Economic Development
- 7 Education & Skill Development
- 8 Emergency Services
- 9 Environmental Protection
- 10 Public Health
- 11 Recreation, Heritage, or Cultural
- 12 Social Support

19. Legal Requirement Code

- C Constitutional
- D Debt Service
- FM Federal - Mandatory
- FO Federal - Optional (once you choose to participate, certain requirements exist)
- S Statutory

Within each Program/Division area, prioritize each Budget Program Unit (Activities) by detail budget level in ORBITS

Document criteria used to prioritize activities:

The department cannot remove one piece of its organizational structure (Detail Cross References) without impacting the agency mission and vision, thus the agencywide prioritization only reflects two priorities (1) Planning and (2) Grants. The department's budget structure and programmatic elements are interconnected. However, in order to meet the requirements of this form, the department has established the following criteria in prioritizing the cross references in this budget unit. They are:

- *All DCR's: Activities providing direct service to the core program take precedence.
- *660-62: The Coastal Zone Management Program is a federally mandated program.
- *660-63: The Transportation and Growth Management Program and Federal Emergency Management Agency programs are federally mandated and provide support for regional representatives in the field.
- *660-61: Funds that support economic development and other land use planning activities of local communities are critical to keeping communities thriving.

Program Prioritization for 2017-19

Agency Name: Department of Land Conservation and Development																				
2017-19 Biennium															Agency Number: 66000					
Planning Program at Agency Request Budget																				
Program/Division Priorities for 2017-19 Biennium																				
0	DLCD	660-60: Admin	Planning and Administration	660-01 through 660-12	6	4,600,212	72,525	569,365	\$ 5,242,102	16	16.00	Y	Y	S	ORS Chapter 197 and 215.503	<p>POP 103: Improving Data and GIS Resources \$344,491 GF 1Pos/1.00 FTE The Information Management Modernization Initiative (IMMI) was created and delivered from 2012-2017 in order to bring the agency's information resources up-to-date with modern technology so that all DLCD programs could more easily access, track, query, and report on planning information. Many of the products from this effort were created to improve DLCD processes and increase the efficiency of day-to-day operations of the agency. The products have provided local jurisdictions the ability to interact with the agency through the transfer of information via digital operations vs. traditional paper and manual-entry formats and have also laid the foundation for the delivery of information to local jurisdictions to support their planning needs through the creation of online applications. These applications provide the mechanism for ingesting data and information from partner agencies that the public, academia, and planners from across the state can use for their research and planning purposes. Now that the agency information resources have been coalesced into functioning systems, our mission is to maintain, enhance, and deliver the delivery of information to the public, academia, state partners, and local jurisdictions. DLCD is requesting this policy package to support: (1) the ongoing maintenance and development of databases and applications created as part of the recently completed five-year Information Management Modernization Initiative (IMMI) providing increased technology and better business processes related to data and information management; (2) the update and creation of new GIS data products for consumption by the agency and its stakeholders; and (3) the development of training materials, tools, and applications that will supplement targeted outreach to local jurisdictions in support of comprehensive plan amendments that comply with Statewide Planning Goals.</p>				
1	1	DLCD	660-62: CSD	Community Services Division	660-01 through 660-12	6	4,203,487		\$ 4,203,487	14	14.00	Y	Y	S	197.274, 197.319 et seq., 197.610 et seq., 197.626 et seq., 197.652 et seq., 197.717	<p>POP 102 Planning for Housing Affordability \$305,912 GF 2 Pos/2.00 FTE; \$103,815 OF Local jurisdictions across the state are operating with very outdated housing plans that can hinder residential development in their communities. Jurisdictions will benefit from technical support to ensure effective tools and strategies are in place to encourage housing development that meets the needs of their residents. DLCD and the Oregon Housing and Community Services Department are submitting joint policy option packages related to housing affordability to address this need. The staff positions funded by this joint package will provide technical support, tools, and strategies to help ensure that jurisdictions encourage housing development that meets the needs of local residents.</p>				

1	1	DLCD	660-61: PSD	Planning Services Division	660-01 through 660-12	6	2,919,705	489,349		783,899	\$ 4,192,953	13	11.90	Y	Y	S, FO	44 CFR 60.25; ORS Chapters 195, 197, 215 and 227	States are encouraged to participate in the National Flood Insurance Program (NFIP)	POP 104 Natural Hazards Mitigation Planning \$457,454 GF/\$1,083,668 OF/\$329,804 FF 6 Pos/4.50 FTE Oregon is at risk from a wide range of natural hazards. Some are infrequent, but would be catastrophic over a large area (for example tsunamis and earthquakes). Others are more common and localized (for example floods and landslides). This \$1.8M policy package brings significant federal funds, partnerships, and funding with the Office of Emergency Management, and matching state funds to assist local governments to better understand, analyze potential actions, and plan in order to reduce risks from natural hazards.	
1	1	DLCD	660-63: OCSD	Ocean and Coastal Services Division	660-01 through 660-12	6	200,064			5,276,542	\$ 5,476,606	13	13.00	Y	Y	S, FM	ORS Chapter 197, 215 and 227, 196.405 to 196.485, 15 CFR Parts 923 and 930; 16 USC Sec 1451 et seq. & Contractual agreements with federal government	States choosing to participate in the National Oceanic and Atmospheric Administration (NOAA) program are required to submit grant applications on an annual basis.	POP 105 \$409,727 GF 2 Pos/2.00 FTE Many jurisdictions' estuary management plans are more than 30 years old and much of the anticipated development has not occurred. While many local governments and state agencies have noted the need to update estuary management plans to address new inventory information and changing needs and conditions, DLCD is currently not able to provide adequate technical assistance for the needed plan updates. The department requests this policy package to enable the department to provide technical assistance to coastal communities for climate change adaptation and estuary plan updates.	
							11,923,468	561,874	-	-	6,629,806	-	-	-	-	-	\$ 19,115,148	56	54.90	

7. Primary Purpose Program/Activity Exists

- 1 Civil Justice
- 2 Community Development
- 3 Consumer Protection
- 4 Administrative Function
- 5 Criminal Justice
- 6 Economic Development
- 7 Education & Skill Development
- 8 Emergency Services
- 9 Environmental Protection
- 10 Public Health
- 11 Recreation, Heritage, or Cultural
- 12 Social Support

19. Legal Requirement Code

- C Constitutional
- D Debt Service
- FM Federal - Mandatory
- FO Federal - Optional (once you choose to participate, certain requirements exist)
- S Statutory

Within each Program/Division area, prioritize each Budget Program Unit (Activities) by detail budget level in ORBITS

Document criteria used to prioritize activities:

The department cannot remove one piece of its organizational structure (Detail Cross References) without impacting the agency mission and vision. The department's budget structure and programmatic elements are interconnected. However, in order to meet the requirements of this form, the department has established the following criteria in prioritizing the cross references in this budget unit. They are:
 *All DCR's: Activities providing direct service to the core program take precedence.
 *660-62: The Coastal Zone Management Program is a federally mandated program.
 *660-63: The Transportation and Growth Management Program and Federal Emergency Management Agency programs are federally mandated and provide support for regional representatives in the field.
 *660-61: Funds that support economic development and other land use planning activities of local communities are critical to keeping communities thriving.

Program Prioritization for 2017-19

Agency Name: Department of Land Conservation and Development																											
2017-19 Biennium																			Agency Number: 66000								
Grants Program at Agency Request Budget																											
Program/Division Priorities for 2017-19 Biennium																											
1	2	3	4	5	6	7	8	9	10	11	12	13	14	15	16	17	18	19	20	21	22						
Priority (ranked with highest priority first)	Agency Initials	Program or Activity Initials	Program Unit/Activity Description	Identify Key Performance Measure(s)	Primary Purpose Program- Activity Code	GF	LF	OF	NL-OF	FF	NL-FF	TOTAL FUNDS	Pos.	FTE	New or Enhanced Program (Y/N)	Included as Reduction Option (Y/N)	Legal Req. Code (C, D, FM, FO, S)	Legal Citation	Explain What is Mandatory (for C, FM, and FO Only)	Comments on Proposed Changes to CSL included in Agency Request							
Agcy	Prgm/ Div																										
1	1	DLCD	003-02 Grants	General Fund Grants	660-01 through 660-12	6	1,583,617						\$ 1,583,617	0	0.00	Y	Y	S	ORS Chapter 197 and 197A		POP 101 Restore Grants to Local Governments \$1,500,000 General Fund The department's strategic objectives and strategies call for the department to assist local governments in amending and updating their comprehensive land use plans and implementing regulations to ensure communities can accommodate growth opportunities in concern with state and local planning goals. The department's General Fund Grant Program has decreased by over 50 percent in the last decade. As a result of these reductions and continued legislative direction to direct grant fund to specific programs (e.g. population forecasting), the department proposes this critical package to restore grant funds and department capacity to meet ongoing increased demand by local governments for grant funding.						
							1,583,617	-	-	-	-	-	\$ 1,583,617	0	0.00												

7. Primary Purpose Program/Activity Exists

- 1 Civil Justice
- 2 Community Development
- 3 Consumer Protection
- 4 Administrative Function
- 5 Criminal Justice
- 6 Economic Development
- 7 Education & Skill Development
- 8 Emergency Services
- 9 Environmental Protection
- 10 Public Health
- 11 Recreation, Heritage, or Cultural
- 12 Social Support

19. Legal Requirement Code

- C Constitutional
- D Debt Service
- FM Federal - Mandatory
- FO Federal - Optional (once you choose to participate, certain requirements exist)
- S Statutory

Within each Program/Division area, prioritize each Budget Program Unit (Activities) by detail budget level in ORBITS

Document criteria used to prioritize activities:

The department cannot remove one piece of its organizational structure (Detail Cross References) without impacting the agency mission and vision. The department's budget structure and programmatic elements are interconnected. However, in order to meet the requirements of this form, the department has established the following criteria in prioritizing the cross references in this budget unit. They are:

- *All DCR's: Activities providing direct service to the core program take precedence.
- *660-62: The Coastal Zone Management Program is a federally mandated program.
- *660-63: The Transportation and Growth Management Program and Federal Emergency Management Agency programs are federally mandated and provide support for regional representatives in the field.
- *660-61: Funds that support economic development and other land use planning activities of local communities are critical to keeping communities thriving.

This Page Intentionally Left Blank

Reduction Options

The department has established the following criteria in establishing its 2017-19 budget and in addressing legislative reductions to the program. The reduction criteria reflect the department's commitment to continue work on the agency's goals and strategic initiatives even if funding is reduced.

Criteria for developing 2017-19 Proposed Reduction Plan

1. Reserve capacity to complete UGB and urban reserve reviews in a timely fashion.
2. Maintain other statutory responsibilities at minimal levels including:
 - a. Plan amendment review and periodic review; and
 - b. Financial and technical assistance to local planning departments.
3. Maintain critical capacity to resolve major land use issues (natural hazards mitigation planning, coastal community resiliency planning, sage con coordination, and transportation planning.)
4. Minimize effects on field staff and capacity to provide direct technical assistance to communities.

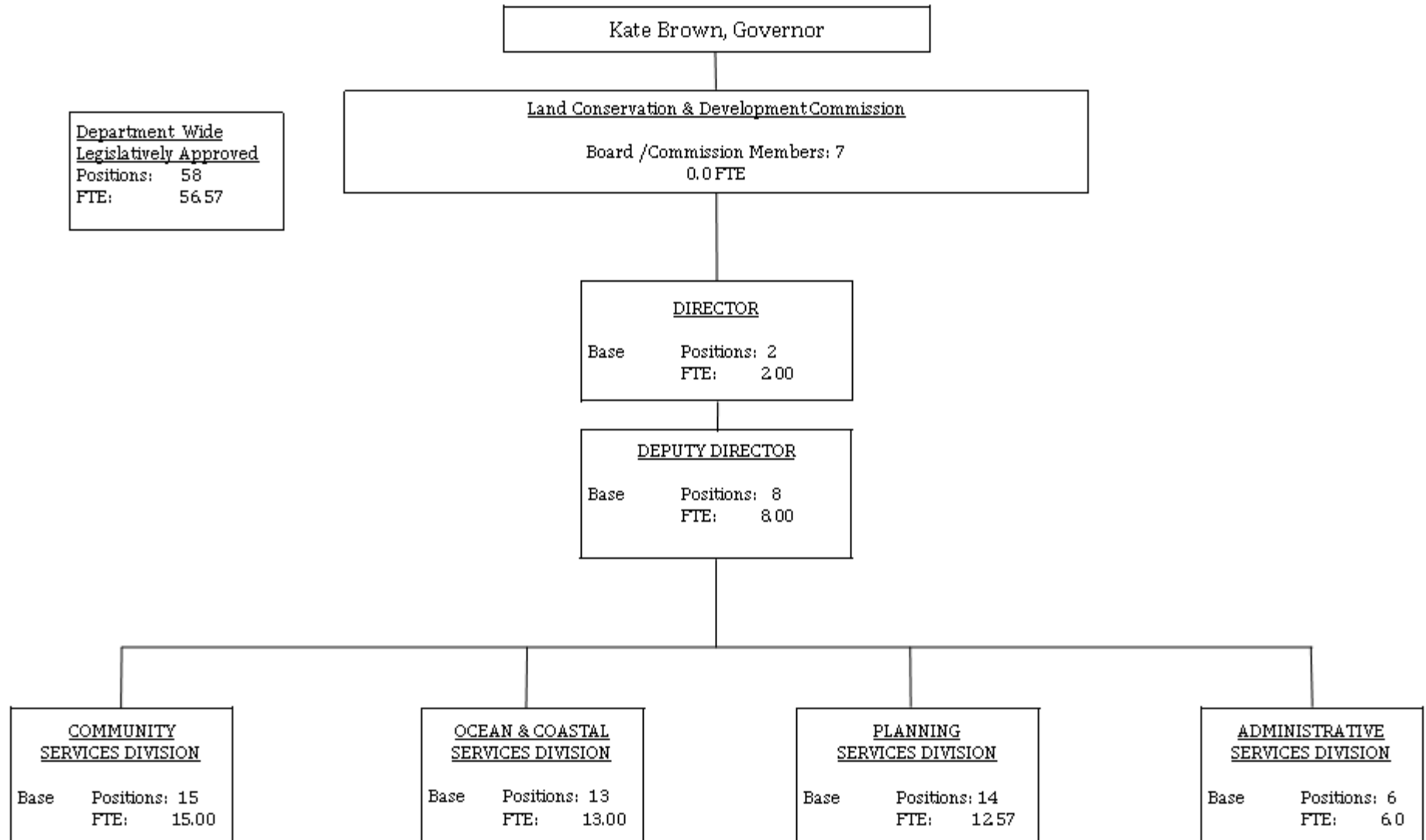
10% REDUCTIONS OPTIONS (ORS 291.216)

Activity or Program	Describe Reduction	Amount and Fund Type	Rank and Justification
(which program or activity will not be undertaken)	(Describe the effects of this reduction. include positions and FTE in 2015-17 and 2017-19)	(GF, LF, OF, FF. Identify Revenue Source for OF, FF)	(Rank the activities or programs not undertaken in order of lowest cost for benefit obtained)
General Fund: First Five Percent			
1. Planning and Grant Program	TEMPORARY REDUCTION IN PLANNING PROGRAM INCLUDES APPROXIMATE REDUCTION OF 2.12 FTE/3 POS AFFECTING ABILITY OF DEPARTMENT TO PROVIDE TECHNICAL ASSISTANCE ON THE LAND USE PLANNING PROGRAM, LEGAL ADVICE, AND AFFECTING INTERNAL OPERATIONS. IF REDUCTION IS TAKEN, DEPARTMENT WILL BE REQUIRED TO REASSIGN DUTIES AND NOT BE ABLE TO PROVIDE THE SAME LEVEL OF SERVICE TO ITS PARTNERS AND CUSTOMERS.	GENERAL FUND, \$657,354	1
General Fund: Second Five Percent			
2. Planning and Grant Program	TEMPORARY REDUCTION IN PLANNING PROGRAM INCLUDES APPROXIMATE REDUCTION OF 2.85 FTE/3 POS AFFECTING ABILITY OF DEPARTMENT TO PROVIDE TECHNICAL ASSISTANCE ON THE LAND USE PLANNING PROGRAM, LEGAL ADVICE, AND AFFECTING INTERNAL OPERATIONS. IF REDUCTION IS TAKEN, DEPARTMENT WILL BE REQUIRED TO REASSIGN DUTIES AND NOT BE ABLE TO PROVIDE THE SAME LEVEL OF SERVICE TO ITS PARTNERS AND CUSTOMERS.	GENERAL FUND, \$657,354	2

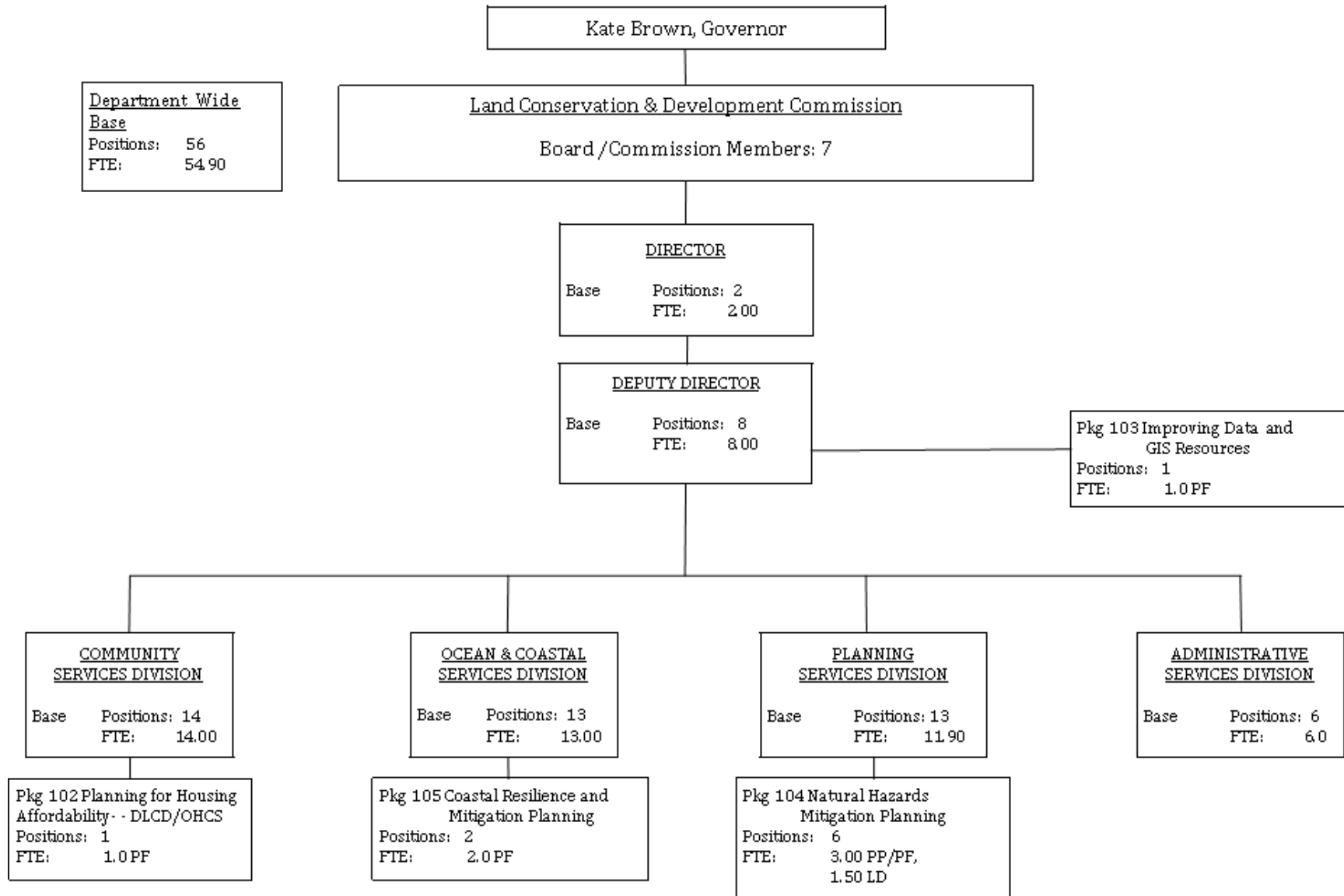
OTHER FUND, FIRST FIVE PERCENT			
3. Planning Program	TEMPORARY ONE-TIME REDUCTION IN PLANNING PROGRAM INCLUDES APPROXIMATE REDUCTION OF 0.20 FTE/1 POS AFFECTING ABILITY AFFECTING ASSISTANCE TO LOCAL GOVERNMENT PLANNING DEPARTMENTS.	OTHER FUND, \$28,094	1
OTHER FUND, SECOND FIVE PERCENT			
4. Planning Program	TEMPORARY ONE-TIME REDUCTION IN PLANNING PROGRAM INCLUDES APPROXIMATE REDUCTION OF 0.20 FTE/1 POS AFFECTING ABILITY AFFECTING ASSISTANCE TO LOCAL GOVERNMENT PLANNING DEPARTMENTS.	OTHER FUND, \$28,094	2
FEDERAL FUND, FIRST FIVE PERCENT			
5. Planning Program	TEMPORARY REDUCTION IN PLANNING PROGRAM INCLUDES APPROXIMATE REDUCTION OF 1.53 FTE/2 POS AFFECTING ABILITY OF DEPARTMENT TO PROVIDE TECHNICAL ASSISTANCE ON THE LAND USE PLANNING PROGRAM, LEGAL ADVICE, AND AFFECTING INTERNAL OPERATIONS. IF REDUCTION IS TAKEN, DEPARTMENT WILL BE REQUIRED TO REASSIGN DUTIES AND NOT BE ABLE TO PROVIDE THE SAME LEVEL OF SERVICE TO ITS PARTNERS AND CUSTOMERS.	FEDERAL FUND \$331,490	1

FEDERAL FUND, SECOND FIVE PERCENT			
6. Planning Program	TEMPORARY REDUCTION IN PLANNING PROGRAM INCLUDES APPROXIMATE REDUCTION OF 1.35 FTE/3 POS AFFECTING ABILITY OF DEPARTMENT TO PROVIDE TECHNICAL ASSISTANCE ON THE LAND USE PLANNING PROGRAM, LEGAL ADVICE, AND AFFECTING INTERNAL OPERATIONS. IF REDUCTION IS TAKEN, DEPARTMENT WILL BE REQUIRED TO REASSIGN DUTIES AND NOT BE ABLE TO PROVIDE THE SAME LEVEL OF SERVICE TO ITS PARTNERS AND CUSTOMERS.	FEDERAL FUND, \$331,490	2

2015-2017 DLCD ORGANIZATION CHART



2017-2019 DLCD ORGANIZATION CHART



Summary Cross Reference Number	Cross Reference Description	2013-15 Actuals	2015-17 Leg Adopted Budget	2015-17 Leg Approved Budget	2017-19 Agency Request Budget	2017-19 Governor's Budget	2017-19 Leg Adopted Budget
001-00-00-00000	Planning Program						
	General Fund	10,665,337	11,625,659	12,056,604	13,451,052	-	-
	Other Funds	561,866	484,999	725,419	1,749,357	-	-
	Federal Funds	5,247,072	6,254,991	6,392,432	6,959,610	-	-
	All Funds	16,474,275	18,365,649	19,174,455	22,160,019	-	-
003-00-00-00000	Grant						
	General Fund	1,532,999	1,527,115	1,527,115	3,083,617	-	-
TOTAL AGENCY							
	General Fund	12,198,336	13,152,774	13,583,719	16,534,669	-	-
	Other Funds	561,866	484,999	725,419	1,749,357	-	-
	Federal Funds	5,247,072	6,254,991	6,392,432	6,959,610	-	-
	All Funds	18,007,274	19,892,764	20,701,570	25,243,636	-	-

This Page Intentionally Left Blank

In the 2017-19 biennium, department revenues are expected to come from three primary fund types: General Fund, Federal Funds, and Other Funds.

General Fund monies, directly appropriated by the Oregon Legislature, provided approximately 65 percent of the funds supporting the department's Legislatively Approved Budget in 2015-17. A significant portion of those funds related directly to the provision of land use planning program assistance to local jurisdictions.

Federal Funds provide the next largest portion of revenue supporting department programs and services. The department receives direct federal funding from two agencies: the U.S. Department of Commerce's National Oceanic and Atmospheric Administration (NOAA) and the Department of Homeland Security's Federal Emergency Management Agency (FEMA).

Other Funds historically have provided the smallest portion of revenue (approximately three to five percent) supporting department programs and services. The source of these funds is primarily from interagency agreements for reimbursement of joint programs (e.g. the Oregon Department of Transportation/Department of Land Conservation and Development Transportation and Growth Management Program). Additional sources include the Office of Emergency Management for hazard mitigation planning efforts.

REVENUE OUTLOOK

Federal Funds

The Ocean and Coastal Management Program

Historically, 20 to 30 percent of the total cost of Oregon's land use program has been funded with federal Coastal Zone Management Act (CZMA) grants through NOAA's Office for Coastal Management (CZMA 306/309/310/6217). Because the state's land use program is the foundation of the federally approved Oregon Coastal Management Program, federal funds can be used to pay for a variety of planning activities affecting coastal communities. Federal CZMA grants are leveraged with the state's land use planning program's General Fund grants to provide better service to coastal communities. Use of federal funding is restricted to specific programs and activities in Oregon's coastal zone. DLCD and networked state agencies must provide in-kind services. Local governments must provide a match to be eligible for coastal planning and project grants.

The Section 306/309 Coastal Program federal revenue for 2017-2019 will continue to remain at 2015-17 levels, roughly \$3,365,000. This reflects a 30% reduction in Section 306 dollars due to the disapproval of Oregon's Coastal Nonpoint Source Pollution Program by the Environmental Protection Agency (EPA) and the National Oceanic and Atmospheric Administration (NOAA). NOAA and EPA disapproved the program in January 2015 due to ongoing concerns with riparian protection in Oregon forestry practices as permitted by the Oregon Forest Practices Act. The 30% withholding will continue until NOAA and EPA approve Oregon's Coastal Nonpoint Pollution Control Program. In addition to the regular Section 306/309 grants, the Coastal Program anticipates applying for a \$250,000 Project of Special Merit similar to the two received in the 2015-17 biennium. The project will be to undertake a pilot project for comprehensive, pre-disaster land use planning to address a catastrophic tsunami event. The project would serve as a prototype that could be used by other coastal communities to increase resilience to a Cascadia earthquake and tsunami. The Coastal Program federal funding is based on the funding levels contained in the Science, State, Justice, Commerce and the Related Agencies Appropriations Act (P.L. 109-108). At this time, we do not anticipate changes in federal funding beyond the 30% reduction; however, we only become aware of changes as our federal partners disclose information to us upon U.S. Congressional action. These changes in funding could include both reductions and increases in appropriation as a result of federal legislative changes.

These federal funds support the state coastal management program's operations, monitoring and assistance to local governments. The program provides local jurisdictions with coastal implementation grants. Local governments receiving the grants monitor and consult with federal agencies on the consistency of a wide range of federal projects, permits, licenses and grants with the enforceable policies of the statewide planning program. Funding is also available for the conduct of special projects, such as Geographic Information Systems (GIS) development and application, wetlands planning, buildable lands inventories, coastal non-point source pollution control planning and projects, and small scale construction projects to improve public access.

Because this is a congressionally directed appropriation, the department cannot predict appropriation trends through 2021.

Federal Emergency Management Agency Program

The department also currently receives Federal Fund revenues from FEMA for natural hazards planning in the form of two separate grants. One grant funds the role of DLCD as the state coordinator for the National Flood Insurance Program (NFIP), including floodplain management. FEMA is currently providing additional Federal Funds to address how the NFIP interacts with the Endangered Species Act. This grant requires a 25% match from the General Fund and restricts use of the funds to addressing flooding. A second grant funds general work to address risks by mapping, analysis and planning (RiskMAP), including helping local governments make better use of risk data, and coordinating state hazard mitigation planning. This grant does not require a match from the General Fund, and is not limited to flood hazards.

The anticipated total revenue for 2017-19 is \$1,172,500. This estimate is based on projections that some programs will decrease while other will increase. The department expects to receive as many as ten separate grants through two programs during various parts of the biennium. The two programs are:

- a. Community Assistance Program-State Support Services Element (CAP-SSSE). These grants are typically awarded for a 12-month period, however they may be extended or compressed so they do not line up with calendar years or fiscal years. Recent grants have included additional funds for work related to the Endangered Species Act, and we anticipate that this will continue.
- b. Cooperating Technical Partners- Risk Mapping Assessment and Planning (CTP-Risk MAP). The basic grant is projected to remain constant at \$150,000 per federal fiscal year (October 1 – September 30). We have received additional Risk MAP grants for specific projects, and anticipate that this will continue.

OTHER FUNDS

Transportation Growth Management Program

The Oregon Department of Transportation (ODOT) provides funds from the Federal Highway Administration to support the Transportation and Growth Management Program (TGM), a joint effort of DLCD and ODOT. The overall program supports local governments working on transportation and growth management issues. The Other Funds that the department receives support staff to administer the aid to local governments and to work on statewide policies linking transportation and land use planning. Reimbursement for this program is negotiated with ODOT each biennium. At this time, the department anticipates the program will be fully funded for costs of Other Funds personal services.

Hazard Mitigation Planning

In 2015-17, DLCD has taken on additional responsibilities for hazard mitigation planning and receives Other Funds from Oregon Emergency Management (OEM). These funds originate from FEMA in the Pre-Disaster Mitigation (PDM) fund, and support preparation of a statewide hazard mitigation plan and assistance to local governments preparing hazard mitigation plans. The department was awarded roughly \$216,000 from the 2014 grant, and the 2016 Legislature approved Other Fund limitation for that purpose. This limitation does not carry forward into the 2017-19 Biennium.

PDM is an ongoing federal program that provides grants every year. Each cycle includes set-aside funds that each state automatically receives, and funds that are distributed competitively. OEM has submitted to FEMA an allocation for the 2016 set-aside that will provide roughly \$442,000 for DLCD. In addition, OEM and DLCD anticipate that funds from the 2017 and 2018 grant cycles will be allocated to DLCD.

Another source of funding for hazard mitigation planning is funds received from FEMA after a disasters. As a result of the disaster declaration for December 2015, OEM will receive funding for mitigating the risk of future disasters, including funds set aside for mitigation planning that will be allocated to DLCD. The amount is determined using federal formulas based on the total amount of damage.

Soils Analyses

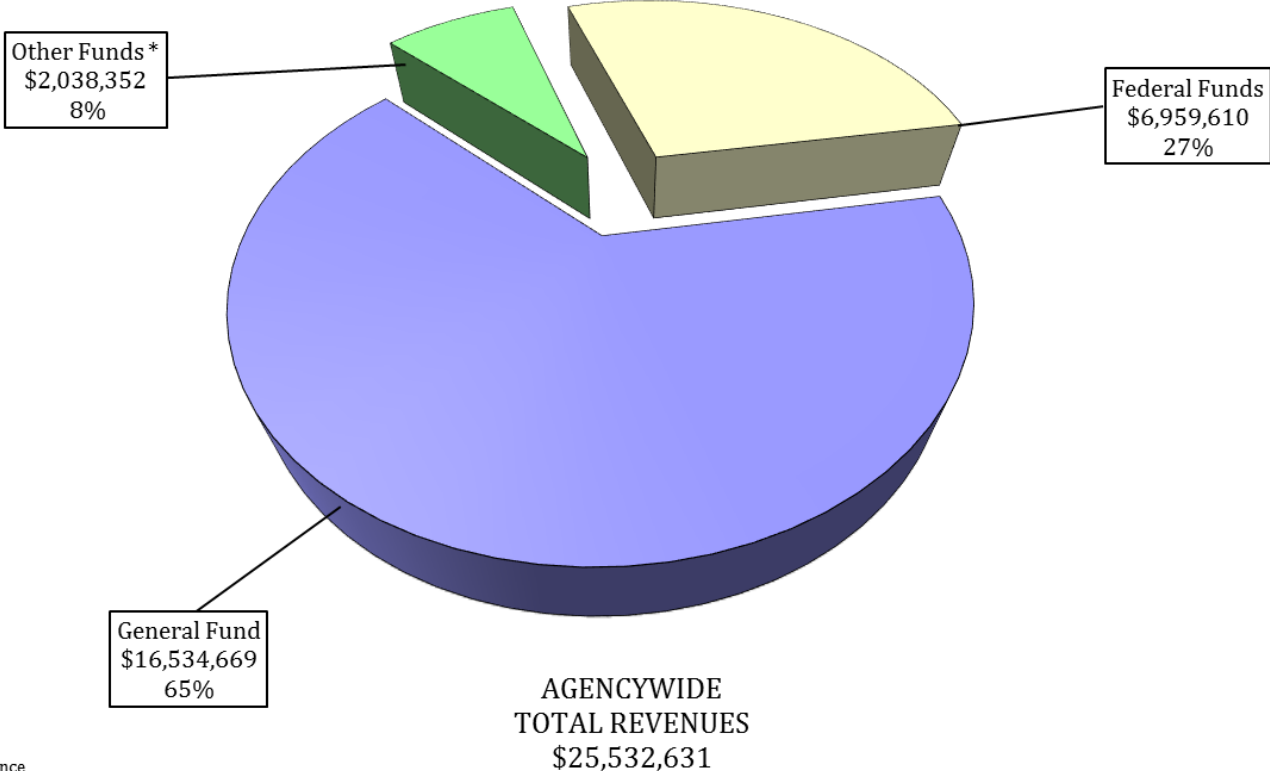
The department will continue to receive Other Fund limitation of \$62,500 in 2017-19 to fund a 2010 legislative direction provided under HB 3647. The legislature directed the department to establish a program for objective, third party reviews of soil capability studies used to determine whether land qualifies as “agricultural land” under the statewide land use planning program. This expenditure limitation is dedicated for this fee based program. Current revenue estimates for this program are \$625 for each request. The department is estimating 100 requests for the 2017-19 biennium. The department finds it reasonable to expect that soils assessment activity will increase as property values climb and clarifications on whether land use decisions require a soils assessment review are determined. The department collects an

additional minimal administrative fee in support of the Agricultural Soils Capability Assessments as authorized by House Bill 3647 (2010). Fees accompany completed soils assessments. This minimal fee is used to cover the costs of providing review of soils assessments.

Miscellaneous

Miscellaneous Other Fund revenues are received for copying fees, subscriptions, etc. Historically the department has been authorized to receive up to \$40,000 Other Funds, as Charges for Services /Other Sales Income, although actual revenues have been far below that. DLCDC requests this projection continue to allow the department to receive a limited amount of unanticipated revenues as Other Funds.

Department of Land Conservation and Development
Agency Request Budget
Revenues by Fund Source
2017-19



* includes OF
Beginning Balance
Empty Limitation

DETAIL OF LOTTERY FUNDS, OTHER FUNDS, AND FEDERAL FUNDS REVENUE

Source	Fund	ORBITS Revenue Acct	2013-15 Actual	2015-17 Legislatively Adopted	2015-17 Estimated	2017-19		
						Agency Request	Governor's	Legislatively Adopted
Business Licenses & Fees	Other	0205	0	78,631	78,631	78,631		
Charges for Services	Other	0407	16352	32,791	32,791	21,441		
Interest Income	Other	0605	134	0	0	0		
Other Sales Income	Other	0708	0	12,000	0	0		
Other Revenue	Other	0975	3,582	0	0	12,000		
Transfers-In from Military Dept.	Other	1248	187,653	0	216,000	1,083,668		
Transfers-In from Transportation Dept.	Other	1730	377,677	414,013	414,013	489,349		
Transfers-In from Housing & Community Services	Other	1914	0	0	0	103,815		
Federal Funds Revenue	Federal	0995	5,247,072	6,254,991	4,426,007	6,959,610		

DETAIL OF LOTTERY FUNDS, OTHER FUNDS, AND FEDERAL FUNDS REVENUE

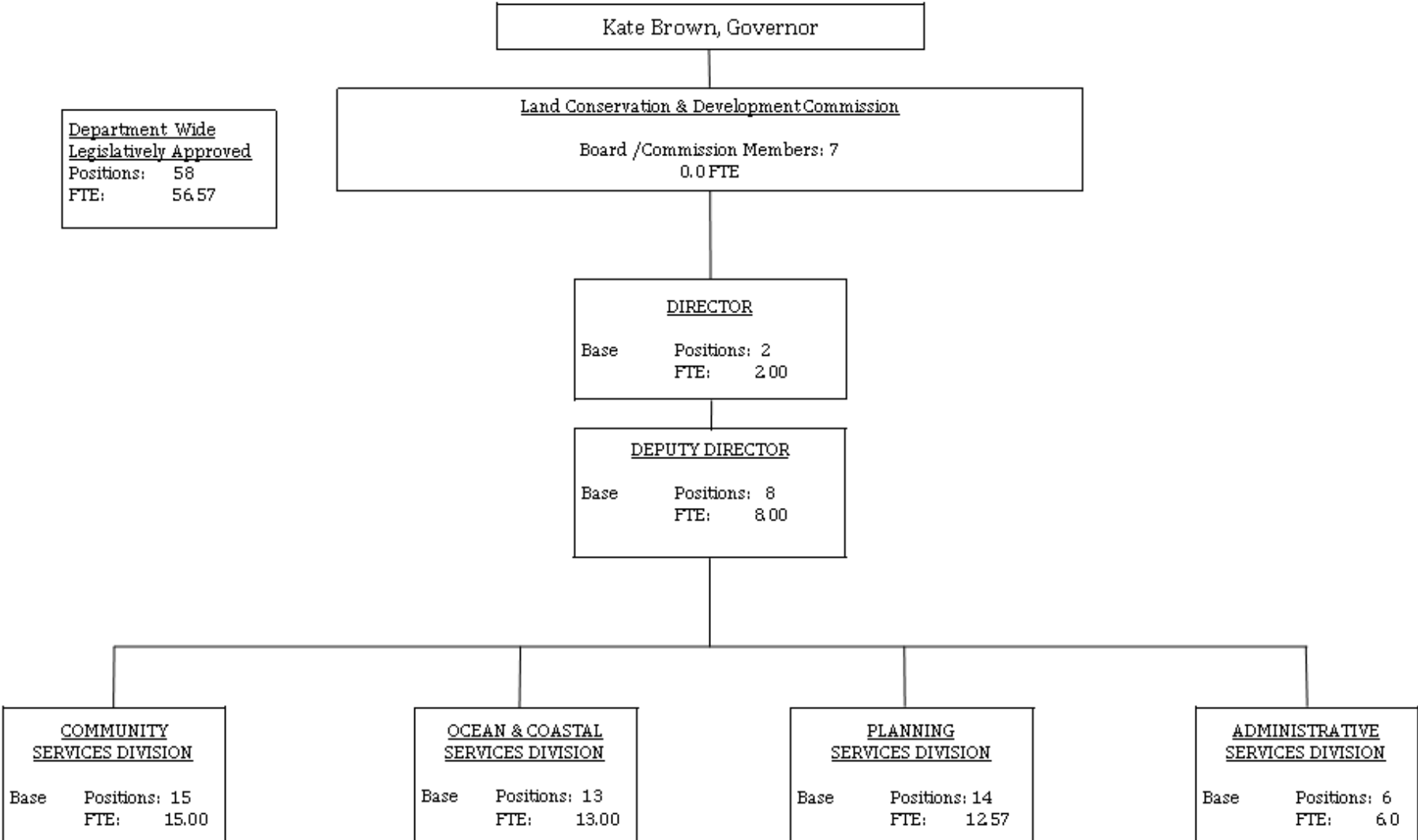
Land Conservation & Development, Dept of
2017-19 Biennium

Agency Number: 66000

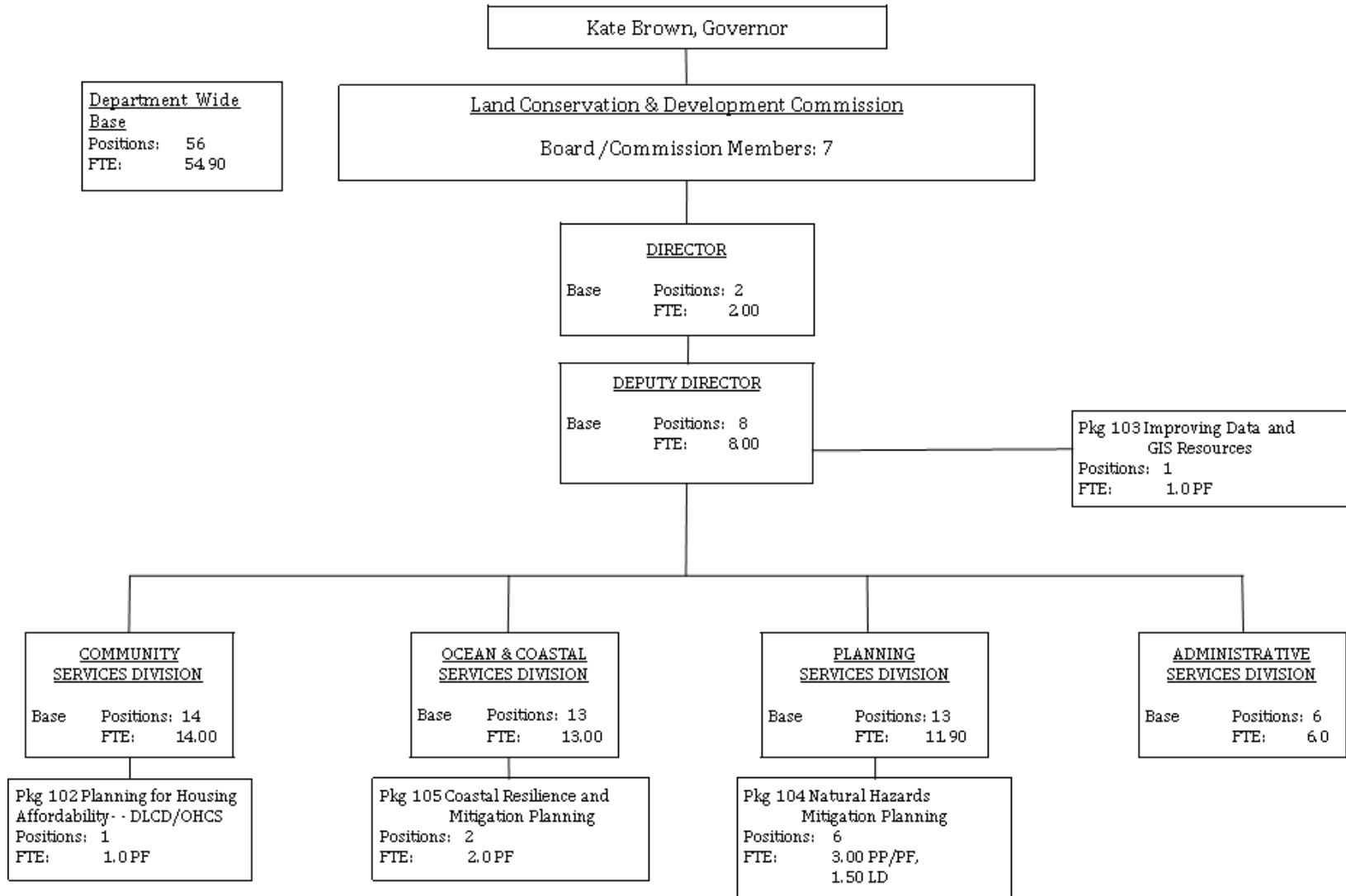
Cross Reference Number: 66000-000-00-00-00000

<i>Source</i>	2013-15 Actuals	2015-17 Leg Adopted Budget	2015-17 Leg Approved Budget	2017-19 Agency Request Budget	2017-19 Governor's Budget	2017-19 Leg Adopted Budget
Other Funds						
Business Lic and Fees	-	78,631	78,631	78,631	-	-
Charges for Services	16,352	32,791	32,791	21,441	-	-
Interest Income	134	-	-	-	-	-
Sales Income	-	12,000	12,000	-	-	-
Other Revenues	3,582	-	-	12,000	-	-
Transfer In Other	-	-	240,420	-	-	-
Tsfr From Military Dept, Or	187,653	-	-	1,083,668	-	-
Tsfr From Transportation, Dept	377,677	414,013	414,013	489,349	-	-
Tsfr From Housing and Com Svcs	-	-	-	103,815	-	-
Total Other Funds	\$585,398	\$537,435	\$777,855	\$1,788,904	-	-
Federal Funds						
Federal Funds	5,247,072	6,254,991	6,392,432	6,959,610	-	-
Total Federal Funds	\$5,247,072	\$6,254,991	\$6,392,432	\$6,959,610	-	-

2015-2017 DLCD ORGANIZATION CHART



2017-2019 DLCD ORGANIZATION CHART

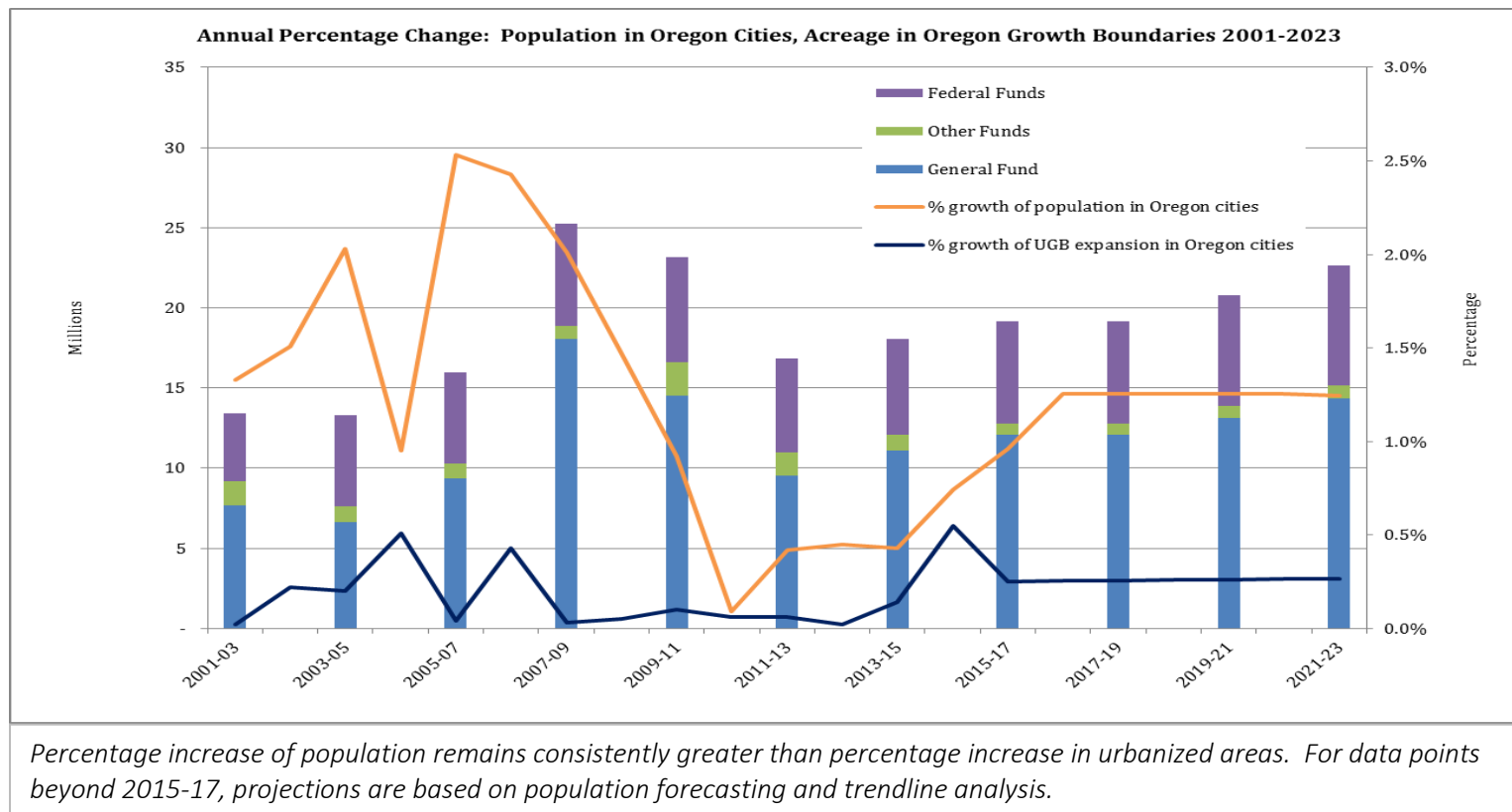


EXECUTIVE SUMMARY

Long Term Focus Areas that are Impacted by the Program

The planning program may link to two of the Governor’s Strategic Plan Focus Areas: “A Thriving Statewide Economy” and “Responsible Environmental Stewardship.”

Primary Program Contact: Jim Rue



Program Overview

The Department of Land Conservation and Development (DLCD or department) helps communities across the state plan for their future.

The Planning Program helps communities and citizens plan for, protect and improve the built and natural systems that provide a high quality of life. In partnership with citizens and local governments, we foster sustainable and vibrant communities and protect our natural resources legacy (*DLCD Mission Statement*). The Planning Program incorporates all components of the department, with the exception of the Grants Program.

Cities, counties and special districts are the “front line” of the statewide land use planning program. We recognize that each city and county has unique values and aspirations, and it is our job to help them achieve their goals, within the broad direction provided by state land use policy. The core functions of the Planning Program address conservation of resource lands and development of thriving urban areas. These core functions implement the 19 Statewide Planning Goals, which were adopted by the Land Conservation and Development Commission (LCDC or commission) after extensive public engagement, as the policy framework for the program. City and county comprehensive plans are where the policy rubber hits the road, combining community values and visions with state policy. Helping cities and counties update their comprehensive plans requires that DLCD be problem solvers, and assist through providing state and federally funded planning grants and one-on-one technical assistance.

Program Funding Request

The department proposes five policy packages tied to three of five department strategic goals. A diagram illustrating relationships between the department’s policy packages, the thematic groupings for this presentation, and the department’s strategic plan is found below.

	Planning Assistance to Local Communities	Enhancing Information Access and Public Engagement	Thriving Communities	Planning for Resilience to Natural Hazards
DLCD Strategic Goal 1: Conserve Oregon’s Natural Resources				POP 104-Natural Hazards Mitigation Planning POP 105-Coastal Resilience and Mitigation Planning
DLCD Strategic Goal 2: Promote Sustainable Vibrant Communities	POP 101-Restore Grants for Local Planning		POP 102-Planning for Housing Affordability-DLCD/OHCS	
DLCD Strategic Goal 3: Engage the Public and Stakeholders in Oregon’s Land Use Planning Program		POP 103-Improving Data and GIS Resources		

Program Description

The Planning Program works in close partnership with local governments (36 counties and 241 cities) on a daily basis from eight locations around the state. It collaborates regularly with sister state natural resource agencies: Agriculture, Forestry, Water Resources, State Lands, Parks and Recreation, Environmental Quality, Geology and Mineral Industries, and Fish and Wildlife; and state development agencies: Business Oregon, Oregon Housing and Community Services, and Transportation. The department also partners with other state agencies as a member of the Governor's Regional Solutions Teams and centers. The result is a value-added, coordinated product that improves development of great communities, aids local economies and protects natural resources. LCDC provides the policy direction for the statewide land use planning program, and reviews certain major local land use decisions. The department is organized into four divisions, as well as the Director's Office, each of which contains important program units:

- Ocean and Coastal Services—Oversees Oregon's federally designated coastal program, providing grants and technical assistance to coastal communities. Provides technical assistance to coastal communities relative to four statewide (coastal) planning goals. Oversees development of Oregon's Territorial Sea Plan with other agencies.
- Planning Services—Contains specialized planning programs: Transportation and Growth Management Program, Floodplain Management and Natural Hazards Planning, Measure 49 Services and Oregon Sustainable Transportation Initiative.
- Community Services—Administers grant programs to local governments and provides technical assistance to local governments from seven regional offices and Salem. The division reviews over 1,119 local comprehensive plan amendments per biennium, and provides technical expertise in a wide range of subjects related to city and county comprehensive plans. Division staff represent the department on Regional Solutions Teams. Urban, rural, and economic development staff add specialized capacity to the division.
- Directors Office and Administration—Provides support for LCDC, policy and budget development, and department operations.

The costs for the delivery of these services are personnel intensive. The nature of the work is problem-solving and capacity-building, in a community context. Many interests and stakeholders are involved in the implementation of the state's land use planning program. Developing trust, judgment, and commitment is key to successfully reaching desired outcomes. The recession exacerbated this concern because city and county planning departments were drastically reduced, and have not yet recovered, leaving local governments looking for more assistance from our Planning Program. Costs to cover Department of Justice fees related to rulemaking, growth management, review and litigation support are also an important cost driver.

Program Justification and Link to the Focus Area

The Legislative Assembly finds that: (1) Uncoordinated use of lands within this state threatens the orderly development, the environment of this state and the health, safety, order, convenience, prosperity and welfare of the people of this state. The Legislative Assembly declares that: (1) In order to ensure the highest possible level of livability in Oregon, it is necessary to provide for properly prepared and coordinated comprehensive plans for cities and counties, regional areas and the state as a whole.

The language above was adopted in 1973, in SB 100, and is now codified in ORS 197. It created the LCDC and DLCD, and clearly defines the underlying objectives for the statewide land use program.

In response to legislative direction (above), and guided by the 19 Statewide Planning Goals and commission policy direction, the department provides technical assistance for, and reviews the continuous updating of, city and county comprehensive plans. Those plans advance the core functions of the Planning Program: conservation of rural resource lands and sustainable urban communities.

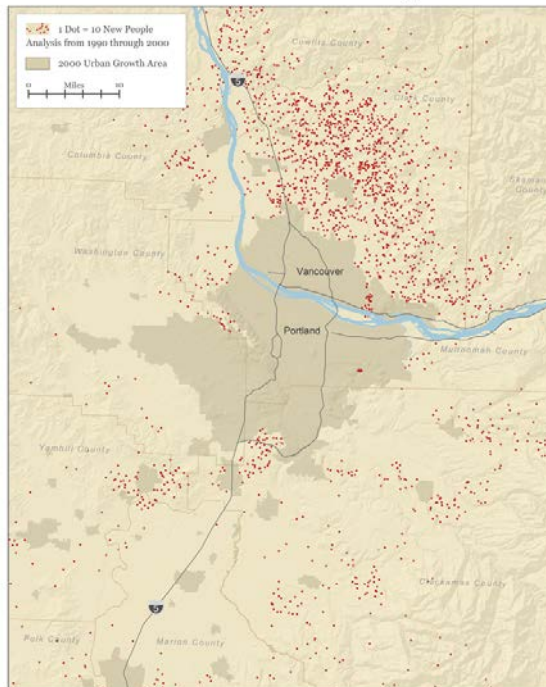
Conserving Farm and Forest Lands

Despite structural changes in the economy of the nation and the state, farming and forestry continue to be significant contributors to Oregon's economic and employment base. Relative to other states, Oregon has done a far better job of conserving its farm and forest lands for agricultural and timber-related uses. The most recent *U.S. Census of Agriculture (2012)* demonstrates that Oregon is conserving large and mid-sized farms at a much higher rate than the rest of the nation—loss of large farms in Oregon is less than half the national rate, and loss of mid-sized farms is almost one fourth the national rate. According to a 2009 U.S. Forest Service publication, *Farms, Forests & People, Land Use Change on Non-Federal Land in Oregon 1974-2005*, without Oregon's land use program over 1.2 million acres of land in western Oregon would have been converted to more developed uses. By keeping lands in active timber and agricultural production, Oregon's land use system has helped sustain traditional rural communities and their economies.

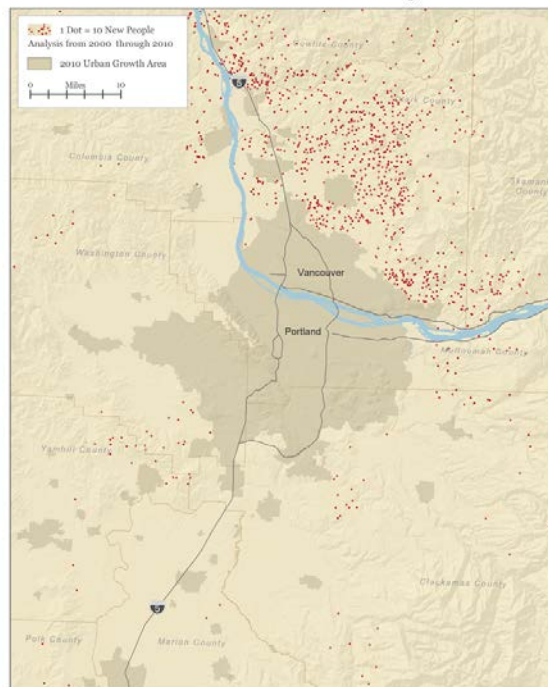
Encouraging Efficient Urban Development

Oregon's Land Use Planning Program discourages sprawl and encourages efficient urban development. The Portland metro area example offers a useful comparison, as the metropolitan statistical area includes urban development on the Washington side of the Columbia River. While Oregon operates under the nation's most mature growth management system, the Washington side operates under a newer set of rules, enacted in the mid-1990's. Clark County, in Washington, has allowed substantially more housing and population growth on rural lands than the Oregon side of the Portland metro area. The US Census shows that between 2000 and 2010, one in ten new houses in Clark County was constructed outside urban growth areas, while just a handful of new houses were developed outside the urban growth boundary in Oregon (Sightline Institute). The efficiency of urbanization in Oregon has increased over time, as cities find that redevelopment and infill are usually less expensive than developing new "greenfields," and as consumer preferences turn increasingly to more urban, walkable communities. (See maps below from Sightline Institute.)

Exurban Growth in the Portland Metro Region 1990-2000



Exurban Growth in the Portland Metro Region 2000-2010



National studies uniformly show that sprawl is expensive to serve. Public costs for roads, sewer water, and other municipal services rise as development is spread out over an area. By encouraging efficient patterns of growth in Oregon, the state land use system saves state and local governments hundreds of millions of dollars every year.

Engaging Citizens and Communities

Oregon's land use program is citizen-created and citizen-guided. The first of the 19 Statewide Planning Goals is Citizen Involvement, and it is achieved through city and county comprehensive planning that requires citizen involvement. LCDC appoints a Citizen Involvement Advisory Committee, which makes recommendations to the department and LCDC for strategies to increase public involvement and awareness of land use decision making and benefits at all levels.

An objective within the department's Strategic Plan is to "Create new methods, including web-based tools, to make this information available to local governments, citizens and stakeholders to be informed about, understand and more readily participate in all aspects of the department's mission."

Secondary Outcome: Making Government More Effective

The department's mission, goals and objectives speak clearly to developing and maintaining a healthy and prosperous economy, as does the statewide land use program. Comprehensive land use planning directly supports vibrant communities and economic prosperity. One of the five strategic goals of the department is to "Promote Sustainable, Vibrant Communities," and supporting objectives for those goals include provision of sufficient land, public infrastructure, hazard resilience and public participation.

The department integrates delivery of state government services at the local level, and increases effectiveness and impact through the provision of technical planning assistance and grant funds directly to local communities where the need is the greatest. These services are coordinated with the Governor's Regional Solutions Teams, of which DLCD is a partner agency. Regional Solutions Teams start at the local level to identify priorities, and work from the bottom up to solve problems and complete projects, all in cooperation and coordination with state, local, private and public partners, and with the purpose of integrating state agency work and funding to ensure projects are finished quickly and cost-effectively.

Program Performance

- Assisting cities and counties in updating comprehensive plans.

Oregon's cities and counties are the front line of our customer base. While the commission considers big-picture policy initiatives, the department's core mission is assisting cities and counties in addressing local need and meeting the statewide planning goals by regularly

updating their comprehensive plans. In a typical year this means reviewing hundreds of plan amendment proposals, assisting with significant updates of several comprehensive plans, reviewing a half-dozen or more urban growth boundary amendments, and allocating grants awards in the coastal and General Fund grant programs (\$1.5 million in current biennium; with direct [individual] grants to over 125 cities and counties and other grant categories such as population forecasting and Columbia River Gorge Grants.) Normally, the coastal grant program provides more than \$650,000 per biennium in grant awards to 37 local jurisdictions from federal Coastal Zone Management funds. These grants provide both planning assistance for core planning services, ordinance updates, etc. and technical assistance grants to funds special projects related to economic development coastal hazards, geographic information systems (GIS), information technologies and wetland inventories. During 2015-17, the coastal program has been unable to issue grants because of the 30 percent reduction in federal coastal funds due to the disapproval of Oregon's Coastal Nonpoint Source Pollution Program. Hopefully, the approval for Oregon's Nonpoint Source Pollution Program will occur in the future, and federal funds will once again be able to be distributed to coastal jurisdictions.

- Protecting resource lands

The department's performance in this area focuses largely on protection of farm, forest and coastal resource lands. One of DLCD's Key Performance Measures, for example, tracks the retention of farm zoned lands in the state. The measure tracks the percent of agricultural land outside urban growth boundaries that remain exclusive farm use (EFU) over time as compared to acres zoned EFU in 1987. The 2014 results of the measure show that of all land zoned farmland in 1987, 99.9 percent retains that zoning, a notable outcome. A similar outcome is true for the protection of forest zoned lands, although other issues are at play for forest land impacting conversion to other uses.

- Sustainable community development and growth management

Oregon is well known for its growth management program, which includes management of urban growth boundaries, and the linking of land use and transportation in city and county comprehensive plans. The department measures progress in this area by tracking cities that regularly adopt measures that update their comprehensive plans. For example, in 2015, 86% of Oregon cities with a population greater than 25,000 have adopted updated transit supported land use provisions in their local code. The metric on the first page of this program unit, overlying our biennial budgets, demonstrates the effectiveness of growth management efforts: urbanized land (land added to urban growth boundaries) has increased at a demonstrably slower pace than population increases in the state. The opposite is true for the rest of the country as a whole, where from 1982 to 1997, the U.S. population grew by 17%, while the amount of urbanized land grew by 47% (Brookings Institute). This dynamic has reduced the need to convert farm and forest land to urban uses, and has reduced the cost of providing infrastructure to cities in Oregon[developed areas].

Enabling Legislation/Program Authorization

The program is a product of Oregon SB 100 (1973) and other key legislation that resulted in creation of the statewide land use program, including creation of the commission and department. ORS Chapters 195, 196, 197, 197A, 215 and 227 provide the primary sources of authority and duties for the Planning Program, as does the Federal Emergency Management Agency which funds the National Flood Insurance Program (NFIP) component. Organizationally, the planning program also contains the federally approved Oregon Coastal Management Program (OCMP) (see Coastal Zone Management Act of 1972), which provides federal grants to coastal communities and ensures consistency between federal and state regulation. This federal program is also authorized by 15 CFR Part 923; 16 USC Sec 1456 and 44 CFR SubChapter B; 42 USC 4001 et seq.

Funding Streams Supporting Program

The Planning Program's base budget is funded by General Fund (62 percent), Other Funds (3 percent), and Federal Funds (35 percent).

General Funds provide the foundation for the entire planning program. These funds, directly appropriated by the Oregon Legislature, primarily support professional staff, who provide technical assistance to local communities. General Fund dollars support the administrative, management and policy development core components.

Other Funds dedicated revenue supports a small portion of the department's budget and comes from a variety of sources. The majority of this revenue stream is reimbursement-based. The department expends the funds and is reimbursed for actual expenses. No cash value is available. These sources include: Oregon Department of Transportation funding for the joint ODOT-DLCD Transportation and Growth Management; and a small amount of miscellaneous receipts for the sale of publications and reimbursement for public record requests. In 2015-17, a small portion of Other Funds has been transferred from the Office of Emergency Management in support of the Natural Hazards Program (this funding will not continue in 2017-19).

Federal Funds are also dedicated and reimbursement-based. These funds carry a general fund match requirement of up to 25 percent. The department's limitation authorizes receipt from two federal agencies: the United States Department of Commerce's National Oceanic and Atmospheric Administration (NOAA), and the Department of Homeland Security Office's Federal Emergency Management Agency (FEMA). Historically, the total cost of the federally approved Oregon Coastal Management Program has been funded through grants from NOAA. The FEMA program supports administration of the state's National Flood Insurance Program including floodplain management, flood hazard map planning, risk assessment, and mitigation planning.

Funding Proposal compared against 2015-17

The department proposes an increase from Current Service Level (CSL) for this program unit. The department proposes a total of five policy packages to increase capacity of the department to meet growing demands by local governments facing an inability to gather sufficient resources to carry out the functions necessary to maintain community livability and economic vitality. Four of these policy packages occur in this program unit. If these packages are not authorized, the department will not be able to meet the demands of local governments and ensure the vision and legacy of Senate Bill 100, which for 40 years has contributed to the quality and character of the natural and built environment of the entire state.

PROGRAM UNIT NARRATIVE

The Planning Program Unit includes the budget for all staffing and related products and services provided by the Department of Land Conservation and Development (DLCD), with the exception of grant funds available to local governments (see Grants Program Unit).

ORS chapters 195, 196, 197, 197A, 215 and 227 provide the primary sources of authority and duties for the Planning Program Unit. These include:

- Reviewing major urban growth boundary and urban reserves decisions by local governments;
- Reviewing regional problem solving (RPS) decisions by local governments;
- Providing technical assistance to cities, counties and Metro concerning efforts to plan for and finance future development as well as local efforts to conserve farm and forest lands and other natural resources;
- Reviewing the approximately (on average) 1,119 comprehensive plan amendments made by local governments every biennium, and providing feedback and technical assistance on major proposals.
- Working with larger communities to periodically review their comprehensive plans to ensure that they meet local needs, are consistent with legislatively-directed priorities, and remain in compliance with the statewide land use requirements;
- Refining, improving, simplifying and streamlining state land use requirements to clarify core state objectives while providing local communities with the flexibility to plan for their own unique aspirations;
- Coordinating state agency programs that affect land use, including agriculture, natural resources, transportation, economic development, natural hazards, cultural resources, and others;
- Managing Oregon's program for coastal zone management;
- Managing Oregon's ocean resource planning program; and
- Managing Ballot Measure 49 (2007) services.

The Planning Program Unit contains five main organizational divisions through which the department provides services to local governments and Oregon residents:

- Direct support and planning assistance to local governments for local and regional planning efforts is provided through the Community Services Division;
- Direct support and specialized technical expertise to coastal communities through the Ocean and Coastal Services Division, and through the Community Services Division;

- Program expertise and policy analysis on specific planning areas, such as transportation, natural resource protection, and natural hazards through the Planning Services Division;
- Operational services in support of internal agency support functions are provided through the Administrative Services Division; and
- In addition to management oversight and direction for the department's divisions, the Director's Office provides for geospatial and data analysis, policy development and support for the Land Conservation and Development Commission (LCDC), communications, and support for the Citizen Involvement Advisory Committee (CIAC) and the Local Officials Advisory Committee (LOAC).

DLCD ORGANIZATION

DIRECTOR'S OFFICE

The Director's Office provides supervision and direction to the management and staff in carrying out the operations of the department and implementing the statewide planning program, including the policies and directives of the legislature, the Governor and the LCDC. The Director's Office includes a substantial policy development function, to support LCDC and to work with other interests involved in land use legislation. As part of this work, the Director's Office works closely with the two advisory committees to LCDC: CIAC and LOAC, as well as other interest groups and the public.

ADMINISTRATIVE SERVICES DIVISION

The Administrative Services Division provides internal operational support services to the department which includes financial services.

COMMUNITY SERVICES DIVISION

The Community Services Division (CSD) assists local governments in the implementation of the statewide planning program by providing education and technical assistance to local government planners and officials, the general public and interest groups. The division also provides financial assistance to urban and rural communities through grants.

Specific services provided by the CSD include:

- Participation with other department staff in review of major urban growth boundary and urban reserve decisions (this work is often handled by cross-divisional teams for larger communities);
- Award and administration of grants to local governments to support local and regional planning efforts;
- Advice and assistance concerning the application of state statutes, statewide planning goals, administrative rules and court cases to specific land use planning issues at the local level;

- Review of local government comprehensive plan amendments and advice to local governments on issues related to compliance with state planning requirements;
- Review and approval of local government periodic review work programs and work tasks;
- Advice to local governments on comprehensive plan and ordinance organization and content;
- Helping communities assess their economic development opportunities and then implement a plan to realize those opportunities;
- Assistance in local and regional problem-solving regarding land use planning issues; and
- Coordination of local planning with the programs of other state and federal agencies, and special districts.

CSD maintains field offices, which are primarily located in Regional Solutions Centers, to provide direct, face-to-face assistance to local governments, tribal governments, other agencies, interest groups, and citizens. The regional representatives and specialists work directly with local government elected officials and planners. The regional representatives also deliver critically important customer service to local governments engaging in land use planning activities, especially comprehensive plan updates through plan amendments and periodic review processes. The department continues to implement a policy to place as many field staff as possible in or near the communities they serve. Currently the division has representatives in Bend, Medford, Eugene, Portland, Salem, Tillamook, Newport, and La Grande.

The division is responsible for two of the department's principal statutory duties: (1) the periodic review of the comprehensive plans and land use regulations of larger Oregon cities, to reflect legislative priorities for updating those plans, and to ensure continued compliance with statewide planning goals and address state and regional land use issues due to changes in population and the enactment of new state laws and agency programs, and (2) the review of amendments to comprehensive plans and land use regulations outside of periodic review to ensure compliance with state law including state statutes and the statewide planning goals.

The department's regional representatives work directly with the Regional Solutions Teams and local governments to address complex development issues and to identify and promote certified industrial sites. They are also responsible for working with local partners regarding the department's grant programs.

OCEAN AND COASTAL SERVICES DIVISION

The Ocean and Coastal Services Division (OCSA) contains two programs: 1) the Oregon Ocean Resources Management Program (ORS 196.405 to ORS 196.515); and 2) the federally approved Oregon Coastal Management Program (OCMP) (see Coastal Zone Management Act of 1972, as amended). These programs are part of Oregon's statewide planning program and are guided by four coastal goals that apply to estuaries, beaches and dunes, coastal shorelands, and ocean resources. The programs also include a network of local government

comprehensive plans and state authorities and programs. Thus, 32 coastal cities and seven coastal counties are partners in implementing this program, as are state agencies whose programs and authorities apply to coastal resources and development.

1. Oregon Ocean Resources Management Program

OCSD also coordinates planning in Oregon's territorial sea. OCSD staff support the Ocean Policy Advisory Council (OPAC) in amending the state's Territorial Sea Plan (TSP). The OCSD also supports the marine reserve planning process primarily through data and decision support tools. The OCSD also developed MarineMap, a spatial decision support tool with over 200 layers of ocean data including natural resources, existing uses and important fishery areas.

2. Oregon Coastal Management Program (OCMP)

The OCMP's mission is to ensure that Oregon's coastal resources are conserved by assisting coastal communities to plan for development consistent with statewide planning goals and by coordinating the programs and activities of local, state, and federal agencies to meet state land use and coastal management policies. The program seeks to create a balance between conservation and development, and to resolve conflicting private and public interests.

The OCMP program affects the geographic area of the Oregon coastal zone, defined as the area from the Columbia River south to the California border, and from the crest of the Coast Range to the seaward extent (3 nautical miles) of the state's territorial sea. The program involves local government coastal planners; city, county and special district elected officials; state and federal agency environmental and regulatory staff; and private individuals affected by land use actions. Management decisions affecting Oregon's coastal and ocean resources can ultimately affect all Oregonians. Funding for the Ocean and Coastal Management Program comes primarily from an annual federal grant authorized under the federal Coastal Zone Management Act (CZMA) of 1972, through the National Oceanic and Atmospheric Administration (NOAA).

Under the CZMA, states with federally-approved programs (such as Oregon) have the authority to influence both federal activities within the coastal zone and non-federal activities requiring federal authorization or funding. This "consistency" authority is a significant program benefit to Oregon under the CZMA. The "federal consistency" provisions require federal actions and federally-permitted or funded activities that affect the land and water resources of a state's coastal zone to be consistent with the statewide planning goals and local comprehensive plans. A principle function of the OCMP is to work with local governments to ensure that federal permits and projects are consistent with local standards in coastal city and county land use plans or ordinances, as well as

state laws and programs. Coastal staff consult with federal agencies and local partners on the consistency of a wide range of federal projects, permits, licenses and grants with the enforceable policies of the statewide land use planning program.

The OCMP also relies on the programs and funding of other state agencies, such as Oregon Parks and Recreation Department, Oregon Watershed Enhancement Board, and Oregon Department of State Lands, to protect resources and to provide the required state “match” for federal funds. The department provides a limited amount of state General Fund “match” to these federal funds. The OCMP was approved in 1977 and is evaluated regularly by the federal government for performance and compliance with federal requirements. For more detailed information, see: “A Citizen’s Guide to the Oregon Coastal Management Program” <http://www.oregon.gov/LCD/docs/publications/citznid.pdf>.

The Ocean and Coastal Services Division provides a variety of services to accomplish its mission, such as:

- Direct technical assistance to local governments on special issues such as coastal hazards, beach and dune management, and non-point source water quality concerns;
- Federally funded planning grants and technical assistance grants to local governments;
- Special federal grants to cities, counties, ports, and state agencies for public access projects such as piers, docks, and parks;
- Information services such as the online Coastal Atlas (www.coastalatlant.net), GIS training and support for local governments, and aerial imagery and databases;
- Planning workshops customized for local officials, and conferences for state and local agencies;
- Surveys, assessments, and mapping of coastal hazards and coastal water quality;
- Communication and coordination among local, state, and federal government agencies to ensure that actions at all levels are consistent with the statewide planning goals; and
- Maintains three field offices in Newport, Portland and Tillamook. The Tillamook office is part of the Regional Solutions Team program.

The division provides Coastal Resources Management Grants through Federal funds. Federal funds support the state coastal management program’s operations, monitoring and assistance to local governments. The program provides local jurisdictions with coastal implementation grants. Funding is also available to conduct special projects such as GIS development and application, wetlands planning, buildable lands inventories, coastal non-point-source pollution control planning and projects, and small scale construction projects to improve public access. When funds are available, coastal jurisdictions are eligible for three types of grants to support qualifying coastal resource management and planning activities.

1. Basic Coastal Planning and Operations Grants (formula-based and available to all coastal jurisdictions with approved comprehensive plans):
 - The base coastal planning grant is calculated using 2000 Census data, with a \$3,000 minimum grant level for all small jurisdictions with fewer than 3,000 persons.
 - Additions to the base coastal planning grant are made to recognize specific needs and issues faced by individual local jurisdictions, such as high growth rates, amount of coastal resource lands and shoreline, and implementation activities associated with the four statewide coastal land use goals.
2. Priority Coastal Project Grants (Technical assistance –competitive):
 - Special allocations are made for high-priority coastal resources management and critical planning needs identified by local planners, state agency resource specialists, and federal agency representatives. A high-priority planning need is to identify coastal industrial lands to improve local comprehensive plan provisions for Goal 9, Economic Development.
 - Individual jurisdictions or several jurisdictions working together can apply for these priority project grants.

All local coastal grant awards must be matched on a one-to-one basis with either eligible “in-kind” efforts or local expenditures. For some of the “priority issue” activities and projects, the Ocean and Coastal Services Division has been able to help find eligible state match to aid the local governments in meeting the match requirements.

PLANNING SERVICES DIVISION

The Planning Services Division (PSD) provides technical assistance and policy consultation in natural hazards (especially floodplain), natural resources, transportation (including reducing greenhouse gas emissions), and Measure 49 authorizations for home sites. PSD also includes staff responsible for Government-to-Government work with tribal nations.

The division provides services implementing key DLCD’s responsibilities, including:

- Collaborating with other state agencies and Regional Solutions Centers to link policies, programs and actions to find solutions for complex development issues at the local and regional level;
- Developing model ordinances, handbooks and other technical assistance materials;
- Conducting policy analysis work, including the review and development of legislation, new or amended statewide goals and administrative rules;
- Assisting local governments with updating zoning codes to promote great communities;
- Compiling and interpreting data and carrying out research to assist in policy development;

- Conducting workshops for citizens, planners, developers, decision-makers and others interested in land use issues; and
- Assisting landowner and local jurisdictions with implementation of the home sites authorized under Measure 49.

There are four sections within the Planning Services Division:

1. Transportation

This includes a joint program with the Oregon Department of Transportation (ODOT) to work with local governments on transportation and growth management issues (TGM). This program helps communities link their land use plans with their transportation plans and provides technical assistance and grants to special districts, cities and counties. The department also partners with ODOT in the Oregon Sustainable Transportation Initiative (OSTI) that seeks to reduce greenhouse gas emissions from transportation. This section also develops policies and administrative rules for transportation planning, and reviews local government compliance.

2. Natural Hazards

The department works with flood-prone communities to help them plan for and regulate floodplains in ways that will reduce losses from flooding. By doing so, these communities are eligible to participate in the National Flood Insurance Program administered by the Federal Emergency Management Agency, which makes flood insurance available to their residents. The department also provides education and outreach to local governments, developers, realtors and the public to help them understand natural hazards and take steps to reduce risks.

3. Natural Resources

Department staff work with staff at other state and federal agencies who have primary responsibility for specific natural resources to ensure that natural resources issues are integrated into the comprehensive plans and land use regulations of local governments.

4. Measure 49

Measure 49 was approved by the voters in 2007 to modify Ballot Measure 37 (2004) “to ensure that Oregon law provides just compensation for unfair burdens, while retaining Oregon’s protections for farm and forest uses and the state’s water resources.” The measure authorizes a specific, but limited, number of home sites for claimants who had previously filed M37 claims, and allows some M37 claims to continue if the development was “vested”. In addition, M49 allows for new claims to be filed, but only against new land use regulations.

Processing of M49 authorizations based on M37 claims are now complete, but ongoing assistance to landowners continues. Staff monitor and assist counties with implementing M49, and answer questions from property owners and others.

This Page Intentionally Left Blank

PLANNING PROGRAM UNIT: ESSENTIAL PACKAGES

010 Non-PICS Personal Services / Vacancy Factor

This package includes standard inflation rate of three percent for non-PICS items such as overtime, unemployment assessment, and temporary appointments. This amount increases the net budget by \$26,148. The vacancy factor for this program unit increased from the prior biennium, resulting in a net budget decrease of \$52,652. Total Funds for this essential package reduces budget by \$26,504.

021 Phase-in

This package is not applicable to the department.

022 Phase-out Program & One-time Costs

DLCD has five limited duration programs phased-out and affecting this program unit in the 2017-19 biennial budget. They are:

1. Southern Oregon Regional Pilot Program (SORPP) (2015-17 Legislatively Adopted Budget, SB 5507, package 540)
2. Sage Con (2015-17 Legislatively Adopted Budget, SB 5507, package 540)
3. Information Management Modernization Initiative (IMMI) (2015-17 Legislatively Adopted Budget, HB 5027, package 104)
4. Affordable Housing Pilot Program (2016 Legislature, HB 4079, package 4003)
5. Pre-Disaster Mitigation Planning (2016 Legislature, SB 5701, package 4002)

General Fund is reduced by \$640,233. Other Funds is reduced by \$1,650. Federal Funds is not impacted. Total funds amount for this essential package, reducing the department's budget, is \$641,883.

031 Inflation & Price List Adjustments

This package includes standard inflation for most services and supply items, as well as price list adjustments related to State Government Service Charges. General Fund increase by \$219,558. Other Funds increase by \$3,430. Federal Funds increase by \$125,533. Total Funds for this package increases the net budget by \$348,521.

032 Above Standard Inflation with BAM Analyst Approval

This essential package does not apply to the department.

033 Exception Committee Decisions above Analyst Approval

This essential package does not apply to the department.

040 Mandated Caseload

This essential package does not apply to the department.

050 Fund Shifts

This essential package does not apply to the department.

060 Technical Adjustments

This essential package does not apply to the department.

070 Revenue Shortfalls

This package does not apply to the department.

ESSENTIAL AND POLICY PACKAGE FISCAL IMPACT SUMMARY

**Land Conservation & Development, Dept of
Pkg: 010 - Non-PICS Psnl Svc / Vacancy Factor**

**Cross Reference Name: Planning Program
Cross Reference Number: 66000-001-00-00-00000**

<i>Description</i>	General Fund	Lottery Funds	Other Funds	Federal Funds	Nonlimited Other Funds	Nonlimited Federal Funds	All Funds
Revenues							
General Fund Appropriation	24,871	-	-	-	-	-	24,871
Federal Funds	-	-	-	-	-	-	-
Tsfr From Transportation, Dept	-	-	-	-	-	-	-
Total Revenues	\$24,871	-	-	-	-	-	\$24,871
Personal Services							
Temporary Appointments	1,529	-	-	926	-	-	2,455
Overtime Payments	987	-	-	569	-	-	1,556
All Other Differential	359	-	-	-	-	-	359
Public Employees' Retire Cont	258	-	-	109	-	-	367
Pension Obligation Bond	10,567	-	2,506	6,213	-	-	19,286
Social Security Taxes	220	-	-	115	-	-	335
Unemployment Assessments	1,724	-	-	-	-	-	1,724
Mass Transit Tax	2,288	-	(2,222)	-	-	-	66
Vacancy Savings	6,939	-	-	(59,591)	-	-	(52,652)
Total Personal Services	\$24,871	-	\$284	(\$51,659)	-	-	(\$26,504)
Services & Supplies							
Instate Travel	-	-	-	-	-	-	-
Employee Training	-	-	-	-	-	-	-
Office Expenses	-	-	-	-	-	-	-
Telecommunications	-	-	-	-	-	-	-
Data Processing	-	-	-	-	-	-	-
Publicity and Publications	-	-	-	-	-	-	-

____ Agency Request
2017-19 Biennium

____ Governor's Budget
Page _____

____ Legislatively Adopted
Essential and Policy Package Fiscal Impact Summary - BPR013

ESSENTIAL AND POLICY PACKAGE FISCAL IMPACT SUMMARY

Land Conservation & Development, Dept of
Pkg: 010 - Non-PICS Psnl Svc / Vacancy Factor

Cross Reference Name: Planning Program
Cross Reference Number: 66000-001-00-00-00000

<i>Description</i>	General Fund	Lottery Funds	Other Funds	Federal Funds	Nonlimited Other Funds	Nonlimited Federal Funds	All Funds
Services & Supplies							
Attorney General	-	-	-	-	-	-	-
Facilities Rental and Taxes	-	-	-	-	-	-	-
IT Expendable Property	-	-	-	-	-	-	-
Total Services & Supplies	-	-	-	-	-	-	-
Total Expenditures							
Total Expenditures	24,871	-	284	(51,659)	-	-	(26,504)
Total Expenditures	\$24,871	-	\$284	(\$51,659)	-	-	(\$26,504)
Ending Balance							
Ending Balance	-	-	(284)	51,659	-	-	51,375
Total Ending Balance	-	-	(\$284)	\$51,659	-	-	\$51,375

ESSENTIAL AND POLICY PACKAGE FISCAL IMPACT SUMMARY

**Land Conservation & Development, Dept of
Pkg: 022 - Phase-out Pgm & One-time Costs**

**Cross Reference Name: Planning Program
Cross Reference Number: 66000-001-00-00-00000**

<i>Description</i>	General Fund	Lottery Funds	Other Funds	Federal Funds	Nonlimited Other Funds	Nonlimited Federal Funds	All Funds
Revenues							
General Fund Appropriation	(640,233)	-	-	-	-	-	(640,233)
Tsfr From Military Dept, Or	-	-	-	-	-	-	-
Total Revenues	(\$640,233)	-	-	-	-	-	(\$640,233)
Personal Services							
Vacancy Savings	-	-	1,350	-	-	-	1,350
Total Personal Services	-	-	\$1,350	-	-	-	\$1,350
Services & Supplies							
Instate Travel	(4,227)	-	(3,000)	-	-	-	(7,227)
Employee Training	(414)	-	-	-	-	-	(414)
Office Expenses	(1,466)	-	-	-	-	-	(1,466)
Telecommunications	(2,745)	-	-	-	-	-	(2,745)
Data Processing	(15,644)	-	-	-	-	-	(15,644)
Publicity and Publications	(179)	-	-	-	-	-	(179)
Professional Services	(301,900)	-	-	-	-	-	(301,900)
IT Professional Services	(76,500)	-	-	-	-	-	(76,500)
Attorney General	(30,929)	-	-	-	-	-	(30,929)
Facilities Rental and Taxes	(10,955)	-	-	-	-	-	(10,955)
IT Expendable Property	(1,274)	-	-	-	-	-	(1,274)
Total Services & Supplies	(\$446,233)	-	(\$3,000)	-	-	-	(\$449,233)

____ Agency Request
2017-19 Biennium

____ Governor's Budget
Page _____

____ Legislatively Adopted
Essential and Policy Package Fiscal Impact Summary - BPR013

ESSENTIAL AND POLICY PACKAGE FISCAL IMPACT SUMMARY

Land Conservation & Development, Dept of
Pkg: 022 - Phase-out Pgm & One-time Costs

Cross Reference Name: Planning Program
Cross Reference Number: 66000-001-00-00-00000

<i>Description</i>	General Fund	Lottery Funds	Other Funds	Federal Funds	Nonlimited Other Funds	Nonlimited Federal Funds	All Funds
Special Payments							
Dist to Counties	(194,000)	-	-	-	-	-	(194,000)
Total Special Payments	(\$194,000)	-	-	-	-	-	(\$194,000)
Total Expenditures							
Total Expenditures	(640,233)	-	(1,650)	-	-	-	(641,883)
Total Expenditures	(\$640,233)	-	(\$1,650)	-	-	-	(\$641,883)
Ending Balance							
Ending Balance	-	-	1,650	-	-	-	1,650
Total Ending Balance	-	-	\$1,650	-	-	-	\$1,650

ESSENTIAL AND POLICY PACKAGE FISCAL IMPACT SUMMARY

**Land Conservation & Development, Dept of
Pkg: 031 - Standard Inflation**

**Cross Reference Name: Planning Program
Cross Reference Number: 66000-001-00-00-00000**

<i>Description</i>	General Fund	Lottery Funds	Other Funds	Federal Funds	Nonlimited Other Funds	Nonlimited Federal Funds	All Funds
Revenues							
General Fund Appropriation	219,558	-	-	-	-	-	219,558
Total Revenues	\$219,558	-	-	-	-	-	\$219,558
Services & Supplies							
Instate Travel	5,524	-	-	3,534	-	-	9,058
Out of State Travel	155	-	-	551	-	-	706
Employee Training	2,216	-	-	1,372	-	-	3,588
Office Expenses	4,382	-	-	3,491	-	-	7,873
Telecommunications	3,957	-	-	927	-	-	4,884
State Gov. Service Charges	55,538	-	-	23,558	-	-	79,096
Data Processing	330	-	-	324	-	-	654
Publicity and Publications	456	-	3	83	-	-	542
Professional Services	5,225	-	1,917	18,963	-	-	26,105
IT Professional Services	249	-	-	11,338	-	-	11,587
Attorney General	92,345	-	1	7,240	-	-	99,586
Employee Recruitment and Develop	570	-	-	124	-	-	694
Dues and Subscriptions	7	-	-	6	-	-	13
Facilities Rental and Taxes	43,659	-	1,479	14,390	-	-	59,528
Fuels and Utilities	-	-	-	-	-	-	-
Facilities Maintenance	80	-	-	118	-	-	198
Agency Program Related S and S	355	-	-	-	-	-	355
Other Services and Supplies	832	-	30	70	-	-	932
Expendable Prop 250 - 5000	274	-	-	73	-	-	347

____ Agency Request
2017-19 Biennium

____ Governor's Budget
Page _____

____ Legislatively Adopted
Essential and Policy Package Fiscal Impact Summary - BPR013

ESSENTIAL AND POLICY PACKAGE FISCAL IMPACT SUMMARY

Land Conservation & Development, Dept of
Pkg: 031 - Standard Inflation

Cross Reference Name: Planning Program
Cross Reference Number: 66000-001-00-00-00000

<i>Description</i>	General Fund	Lottery Funds	Other Funds	Federal Funds	Nonlimited Other Funds	Nonlimited Federal Funds	All Funds
Services & Supplies							
IT Expendable Property	3,040	-	-	1,276	-	-	4,316
Total Services & Supplies	\$219,194	-	\$3,430	\$87,438	-	-	\$310,062
Capital Outlay							
Telecommunications Equipment	-	-	-	-	-	-	-
Data Processing Software	-	-	-	-	-	-	-
Data Processing Hardware	-	-	-	-	-	-	-
Total Capital Outlay	-	-	-	-	-	-	-
Special Payments							
Dist to Cities	10	-	-	15,070	-	-	15,080
Dist to Counties	354	-	-	16,309	-	-	16,663
Dist to Other Gov Unit	-	-	-	6,286	-	-	6,286
Dist to Individuals	-	-	-	-	-	-	-
Other Special Payments	-	-	-	430	-	-	430
Total Special Payments	\$364	-	-	\$38,095	-	-	\$38,459
Total Expenditures							
Total Expenditures	219,558	-	3,430	125,533	-	-	348,521
Total Expenditures	\$219,558	-	\$3,430	\$125,533	-	-	\$348,521

____ Agency Request
2017-19 Biennium

____ Governor's Budget
Page _____

____ Legislatively Adopted
Essential and Policy Package Fiscal Impact Summary - BPR013

ESSENTIAL AND POLICY PACKAGE FISCAL IMPACT SUMMARY

Land Conservation & Development, Dept of
Pkg: 031 - Standard Inflation

Cross Reference Name: Planning Program
Cross Reference Number: 66000-001-00-00-00000

<i>Description</i>	General Fund	Lottery Funds	Other Funds	Federal Funds	Nonlimited Other Funds	Nonlimited Federal Funds	All Funds
Ending Balance							
Ending Balance	-	-	(3,430)	(125,533)	-	-	(128,963)
Total Ending Balance	-	-	(\$3,430)	(\$125,533)	-	-	(\$128,963)

ESSENTIAL AND POLICY PACKAGE FISCAL IMPACT SUMMARY

Land Conservation & Development, Dept of
Pkg: 032 - Above Standard Inflation

Cross Reference Name: Planning Program
Cross Reference Number: 66000-001-00-00-00000

<i>Description</i>	General Fund	Lottery Funds	Other Funds	Federal Funds	Nonlimited Other Funds	Nonlimited Federal Funds	All Funds
Revenues							
General Fund Appropriation	-	-	-	-	-	-	-
Total Revenues	-	-	-	-	-	-	-
Services & Supplies							
Professional Services	-	-	-	-	-	-	-
IT Professional Services	-	-	-	-	-	-	-
Total Services & Supplies	-	-	-	-	-	-	-
Total Expenditures							
Total Expenditures	-	-	-	-	-	-	-
Total Expenditures	-	-	-	-	-	-	-
Ending Balance							
Ending Balance	-	-	-	-	-	-	-
Total Ending Balance	-	-	-	-	-	-	-

PLANNING PROGRAM UNIT: POLICY PACKAGES

102 PLANNING FOR HOUSING AFFORDABILITY-DLCD/OHCS

OHCS: This package will provide funding to align Oregon Housing and Community Services' (OHCS) programs with programs at the Department of Land Conservation and Development (DLCD), and will be funded by a General Fund appropriation.

DLCD: This package will add two full-time positions to align Oregon Housing and Community Services' (OHCS) programs with programs at the Department of Land Conservation and Development (DLCD) and increase technical assistance for local governments to plan for affordable housing. One and one-half of the positions will be funded by a General Fund appropriation; the other half-time position will be funded by an Other Funds transfer from OHCS.

Purpose

Local jurisdictions across the state are operating with very outdated housing plans that can hinder residential development in their communities. Jurisdictions will benefit from technical support to ensure effective tools and strategies are in place to encourage housing development that meets the needs of their residents. This position will work to align technical resources from DLCD and OHCS to achieve greater results in housing planning, including zoning and code updates along with Affirmatively Furthering Fair Housing programs. The benefits of this technical assistance will result in reduced development time, and increased housing production.

How Achieved

OHCS: Technical assistance will provide education for local planning staff, planning commission members, elected leaders as well as the broader community, including developers (when appropriate) to review and update planning documents and processes. Providing assistance in implementing the Oregon State Housing Plan.

The funding requested in this package will provide direct technical assistance, education, and community workshops for local governments regarding affordable housing and "attainable" housing tools and strategies. Examples include: providing technical assistance to local governments to complete housing needs analyses, audit development codes for barriers to housing development, and identify and access various grant and other funding tools.

DLCD: Technical assistance will provide education for local planning staff, planning commission members, elected leaders as well as the broader community, including developers (when appropriate) to review and update planning documents and processes. Providing assistance in implementing the Oregon State Housing Plan.

One position requested in this package (PL4 or equivalent) will lead policy review and updates related to housing and organize development of technical assistance tools and resources. This will include updating guidebooks and planning resources, including DLCD's publication *Planning for Residential Growth: A Workbook for Oregon's Urban Areas (1997)*, and the Transportation and Growth Management Program's *Model Development Code for Small Cities (2015)*, as well as the development of new guidebooks and model codes to facilitate housing development (including affordable housing). This position will lead review and periodic updating of LCDC's administrative rules on planning for affordable housing, including amendments needed to reflect the State Housing Plan developed by OHCS.

The second position requested in this package (PL3 or equivalent) will provide direct technical assistance, education, and community workshops for local governments regarding affordable housing and "attainable" housing tools and strategies. Examples include: providing technical assistance to local governments to complete housing needs analyses, audit development codes for barriers to housing development, and identify and access various grant and other funding tools.

Staffing Impact

FTE	Position Number	Class Title	Monthly Rate
-----	-----------------	-------------	--------------

OHCS

No FTE; funding sent to DLCD for Position #7119100, 0.50 FTE

DLCD

1.00	7119100	C1098	Planner 3	\$5034
------	---------	-------	-----------	--------

1.00	7119101	C1099	Planner 4	\$5544
------	---------	-------	-----------	--------

Quantifying Results

In FY 2017, the measures for assessing results will include the number of education and outreach sessions in the jurisdictions, and the number of jurisdictions enrolled in the program. Biennial outcomes will be measured by the number of local planning documents that are updated to meet program guidelines.

Revenue Sources

<u>Description for DLCD</u>	<u>General Fund</u>	<u>Other Funds</u>	<u>Federal Funds</u>	<u>Total Funds</u>
Personal Services	295,388	93,293	0	388,681
Supplies & Services	20,524	10,522	0	31,046
Special Payment	0	0	0	0
Total Package 102	\$315,912	\$103,815	\$0	\$419,727

OHCS

OHCS will do a revenue transfer to DLCD for \$103,815 in support of 1.0 Position/0.50 FTE, DLCD Planner 3 position. OHCS will provide this transfer through a special payment expenditure. DLCD will receive these funds as Other Funds through Other Funds limitation provided in the companion DLCD policy package. DLCD will use these funds in support of the position and accompanying standard supplies and services costs.

DLCD

DLCD will receive \$315,912 General Funds in support of 2.0 Positions/1.50 FTE and Other Funds in support of 1.0 Position/0.50 FTE and accompanying supplies and services funded by special payment from Oregon Housing and Community Services.

2019-21 Fiscal Impact

The positions requested for 2017-19 are proposed as permanent. If established as permanent, funds for the positions and accompanying supplies and services would become a part of the department's base budget.

ESSENTIAL AND POLICY PACKAGE FISCAL IMPACT SUMMARY

Land Conservation & Development, Dept of
Pkg: 102 - Planning for Housing Affordability-DLCD/OHCS

Cross Reference Name: Planning Program
Cross Reference Number: 66000-001-00-00-00000

<i>Description</i>	General Fund	Lottery Funds	Other Funds	Federal Funds	Nonlimited Other Funds	Nonlimited Federal Funds	All Funds
Revenues							
General Fund Appropriation	315,912	-	-	-	-	-	315,912
Tsfr From Housing and Com Svcs	-	-	103,815	-	-	-	103,815
Total Revenues	\$315,912	-	\$103,815	-	-	-	\$419,727
Personal Services							
Class/Unclass Sal. and Per Diem	193,464	-	60,408	-	-	-	253,872
Empl. Rel. Bd. Assessments	85	-	29	-	-	-	114
Public Employees' Retire Cont	36,932	-	11,532	-	-	-	48,464
Social Security Taxes	14,800	-	4,621	-	-	-	19,421
Worker's Comp. Assess. (WCD)	103	-	35	-	-	-	138
Flexible Benefits	50,004	-	16,668	-	-	-	66,672
Total Personal Services	\$295,388	-	\$93,293	-	-	-	\$388,681
Services & Supplies							
Instate Travel	4,050	-	4,050	-	-	-	8,100
Employee Training	1,779	-	1,779	-	-	-	3,558
Office Expenses	1,043	-	1,041	-	-	-	2,084
Telecommunications	2,331	-	2,331	-	-	-	4,662
Data Processing	89	-	89	-	-	-	178
Publicity and Publications	38	-	38	-	-	-	76
Professional Services	10,000	-	-	-	-	-	10,000
Employee Recruitment and Develop	94	-	94	-	-	-	188

____ Agency Request
 2017-19 Biennium

____ Governor's Budget
 Page _____

____ Legislatively Adopted
 Essential and Policy Package Fiscal Impact Summary - BPR013

ESSENTIAL AND POLICY PACKAGE FISCAL IMPACT SUMMARY

Land Conservation & Development, Dept of
Pkg: 102 - Planning for Housing Affordability-DLCD/OHCS

Cross Reference Name: Planning Program
Cross Reference Number: 66000-001-00-00-00000

<i>Description</i>	General Fund	Lottery Funds	Other Funds	Federal Funds	Nonlimited Other Funds	Nonlimited Federal Funds	All Funds
Services & Supplies							
IT Expendable Property	1,100	-	1,100	-	-	-	2,200
Total Services & Supplies	\$20,524	-	\$10,522	-	-	-	\$31,046
Total Expenditures							
Total Expenditures	315,912	-	103,815	-	-	-	419,727
Total Expenditures	\$315,912	-	\$103,815	-	-	-	\$419,727
Ending Balance							
Ending Balance	-	-	-	-	-	-	-
Total Ending Balance	-	-	-	-	-	-	-
Total Positions							
Total Positions							2
Total Positions	-	-	-	-	-	-	2
Total FTE							
Total FTE							2.00
Total FTE	-	-	-	-	-	-	2.00

____ Agency Request
2017-19 Biennium

____ Governor's Budget
Page _____

____ Legislatively Adopted
Essential and Policy Package Fiscal Impact Summary - BPR013

PACKAGE: 102 - Planning for Housing Affordabi

POSITION NUMBER	CLASS	COMP	CLASS NAME	POS CNT	FTE	MOS	STEP	RATE	GF SAL/OPE	OF SAL/OPE	FF SAL/OPE	LF SAL/OPE	AF SAL/OPE
7119100	AG	C1098	AA PLANNER 3	1	1.00	24.00	02	5,034.00	60,408 32,883	60,408 32,885			120,816 65,768
7119101	AG	C1099	AA PLANNER 4	1	1.00	24.00	02	5,544.00	133,056 69,041				133,056 69,041
TOTAL PICS SALARY									193,464	60,408			253,872
TOTAL PICS OPE									101,924	32,885			134,809
TOTAL PICS PERSONAL SERVICES =				2	2.00	48.00			295,388	93,293			388,681

103 IMPROVING DATA AND GIS RESOURCES

Purpose

The information resources at DLCD provide technical, programmatic support for all divisions and staff. The continued development and maintenance of these resources are required for the agency to carry out its mission and statutory requirements to administer the land use planning in Oregon. The Information Management Modernization Initiative (IMMI) was created and delivered from 2012-2017 in order to bring the agency's information resources up-to-date with modern technology so that all DLCD programs could more easily access, track, query, and report on planning information. However, information resources and technology are not static objects that sit on a shelf collecting dust; these systems require ongoing maintenance. Additionally, the need for data, tools, and training by local jurisdictions has not diminished throughout the IMMI implementation. Many challenges remain for rural communities and small local jurisdictions to adequately plan for economic growth that also preserves and enhances the natural environment.

Many of the IMMI products were created to improve DLCD processes and increase the efficiency of day-to-day operations of the agency. They have provided local jurisdictions the ability to interact with the agency through the transfer of information via digital operations vs. traditional paper and manual-entry formats. These products have also laid the foundation for the delivery of information to local jurisdictions to support their planning needs through the creation of online applications. These applications provide the mechanism for ingesting data and information from partner agencies that the public, academia, and planners from across the state can use for their research and planning purposes. Now that the agency information resources have been coalesced into functioning systems, our mission is to maintain, enhance, and deliver these systems to the public through a proactive effort. DLCD must therefore build information management, innovative tools and applications, databases, and GIS analysis into its core program delivery.

As a small agency, DLCD has traditionally spread its information resources across its divisions while maintaining cross-divisional collaboration through focused workgroups. The agency continues to rely on individuals across the programs to provide a portion of their time to support and enhance the agency information resources. The goal of this policy option package (POP 103) is to better organize and enhance the delivery of information to the public, academia, state partners, and local jurisdictions. DLCD is requesting General Funds to support: (1) the ongoing maintenance and development of databases and applications created as part of IMMI; (2) the update and creation of new GIS data products for consumption by the agency and its stakeholders, and (3) the development of training materials, tools, and applications that will supplement targeted outreach to local jurisdictions in support of comprehensive plan amendments that comply with all 19 Statewide Planning Goals.

All of the five goals outlined in the DLCD Strategic Plan have strategic components that require the use of information resources to successfully implement. Improved, organized, and adequately maintained information resources can support the following agency goals:

- **Conserves Oregon’s Natural Resources [Strategic Goal 1]**
Agency staff will be able to acquire and create new data and GIS resources that will support the analysis of land use decisions and policy alternatives that may affect Oregon’s agriculture and forestry industries.
- **Promote Sustainable, Vibrant Communities [Strategic Goal 2]**
The department provides planning, technical assistance, and grant funding to help local communities keep comprehensive plans up-to-date, and to support community efforts in the development of well-functioning, well designed, healthy communities. This package will improve the department capacity to provide technical assistance that will enable communities to better visualize the impacts of past, present, and future land use scenarios.
- **Engage the Public & Stakeholders in Oregon’s Land Use Planning Program [Strategic Goal 3]**
Partnerships with citizens and communities around the state will be enhanced through citizen involvement, outreach, and collaboration. This package provides citizens and local jurisdictions public engagement tools for use by the department and local jurisdictions. These tools include educational materials and training opportunities on the use of agency information resources that support comprehensive land use planning.
- **Provide Timely & Dynamic Leadership to Support Local & Regional Problem Solving [Strategic Goal 4]**
The distribution and availability of geospatial and scientific data will be improved to support the land use planning activities of local governments, state agencies, and the public. Additionally, data analytics will expand the agency’s capacity to evaluate progress toward measured objectives and requirements of the land use program.
- **Deliver Services that are Efficient, Outcome-based and Professional [Strategic Goal 5]**
This package enhances the capacity for the department to respond to citizens, local jurisdictions, state partners, external stakeholders, and federal agencies, in an informed and efficient manner. It supports the ongoing maintenance of applications, databases, and GIS resources to ensure that these information resources are readily accessible and easy to use.

How Achieved

Policy Option Package 103 is focused on three components that apply to both the internal and external delivery of information resources from the agency: data, tools/applications, and services. Specifically, the agency must maintain and increase the creation and delivery of spatial and non-spatial data to support the mission, strategic plan, and the statewide planning goals. DLCD must also maintain and increase the creation and delivery of tools and applications that both internal staff and external stakeholders need in order to carry out their planning related activities. The agency must create the training materials and tools necessary to perform targeted outreach to local jurisdictions, and for the public and academia to consume, that will provide best practices and helpful guidance on the use of planning data portals, submitting data and information to the agency for comprehensive plan amendments, and analyzing information to support land use decision making. In summary, POP 103 is designed to integrate the internal data, tools, and processes, with a focused delivery of information to external stakeholders.

The establishment of a permanent position will allow for the creation of new GIS applications and web viewers that will deliver planning tools and resources to local jurisdictions that do not have the means to conduct planning activities. These activities include community hazard planning and analysis and land inventories.

Staffing Impact

<u>FTE</u>	<u>Position</u>	<u>Class</u>	<u>Classification</u>	<u>Salary</u>
1.00	7119102	C1486	Information Support Specialist 6	\$4,948

Quantifying Results

The primary measures for assessing results will include: (1) systematically maintained and updated databases (e.g., Farm/Forest database; periodic review and PAPA database; UGB development database); (2) the addition, improvement, and verification of spatial information in core databases; (3) statewide GIS data published and stewarded within the Oregon Framework Program (e.g., Urban Growth Boundaries, urban and rural zoning, and comprehensive plan maps); (4) use of information resources in providing technical assistance to local governments, and analysis for rulemaking and other policy decisions (e.g. analysis of land use impacts), and (5) information resources managed using a life-cycle approach.

Revenue Source

<u>Description for DLCD</u>	<u>General Fund</u>	<u>Other Funds</u>	<u>Federal Funds</u>	<u>Total Funds</u>
Personal Services	183,968	0	0	183,968
Supplies & Services	160,523	0	0	160,523
Special Payment	0	0	0	0
Total Package 103	\$344,491	\$0	\$0	\$344,491

2019-21 Fiscal Impact

The position requested for 2017-19 is proposed as permanent. If established as permanent, funds for the position and accompanying supplies and services would become a part of the department's base budget.

ESSENTIAL AND POLICY PACKAGE FISCAL IMPACT SUMMARY

**Land Conservation & Development, Dept of
Pkg: 103 - Improving Data and GIS Resources**

**Cross Reference Name: Planning Program
Cross Reference Number: 66000-001-00-00-00000**

<i>Description</i>	General Fund	Lottery Funds	Other Funds	Federal Funds	Nonlimited Other Funds	Nonlimited Federal Funds	All Funds
Revenues							
General Fund Appropriation	344,491	-	-	-	-	-	344,491
Total Revenues	\$344,491	-	-	-	-	-	\$344,491
Personal Services							
Class/Unclass Sal. and Per Diem	118,752	-	-	-	-	-	118,752
Empl. Rel. Bd. Assessments	57	-	-	-	-	-	57
Public Employees' Retire Cont	22,670	-	-	-	-	-	22,670
Social Security Taxes	9,084	-	-	-	-	-	9,084
Worker's Comp. Assess. (WCD)	69	-	-	-	-	-	69
Flexible Benefits	33,336	-	-	-	-	-	33,336
Total Personal Services	\$183,968	-	-	-	-	-	\$183,968
Services & Supplies							
Instate Travel	4,050	-	-	-	-	-	4,050
Employee Training	1,779	-	-	-	-	-	1,779
Office Expenses	1,042	-	-	-	-	-	1,042
Telecommunications	2,331	-	-	-	-	-	2,331
Data Processing	89	-	-	-	-	-	89
Publicity and Publications	38	-	-	-	-	-	38
Professional Services	50,000	-	-	-	-	-	50,000
IT Professional Services	100,000	-	-	-	-	-	100,000
Employee Recruitment and Develop	94	-	-	-	-	-	94

____ Agency Request
2017-19 Biennium

____ Governor's Budget
Page _____

____ Legislatively Adopted
Essential and Policy Package Fiscal Impact Summary - BPR013

ESSENTIAL AND POLICY PACKAGE FISCAL IMPACT SUMMARY

Land Conservation & Development, Dept of
Pkg: 103 - Improving Data and GIS Resources

Cross Reference Name: Planning Program
Cross Reference Number: 66000-001-00-00-00000

<i>Description</i>	General Fund	Lottery Funds	Other Funds	Federal Funds	Nonlimited Other Funds	Nonlimited Federal Funds	All Funds
Services & Supplies							
IT Expendable Property	1,100	-	-	-	-	-	1,100
Total Services & Supplies	\$160,523	-	-	-	-	-	\$160,523
Total Expenditures							
Total Expenditures	344,491	-	-	-	-	-	344,491
Total Expenditures	\$344,491	-	-	-	-	-	\$344,491
Ending Balance							
Ending Balance	-	-	-	-	-	-	-
Total Ending Balance	-	-	-	-	-	-	-
Total Positions							
Total Positions							1
Total Positions	-	-	-	-	-	-	1
Total FTE							
Total FTE							1.00
Total FTE	-	-	-	-	-	-	1.00

____ Agency Request
2017-19 Biennium

____ Governor's Budget
Page _____

____ Legislatively Adopted
Essential and Policy Package Fiscal Impact Summary - BPR013

POSITION NUMBER	CLASS	COMP	CLASS NAME	POS CNT	FTE	MOS	STEP	RATE	GF SAL/OPE	OF SAL/OPE	FF SAL/OPE	LF SAL/OPE	AF SAL/OPE
7119102	AG	C1486	IA INFO SYSTEMS SPECIALIST 6	1	1.00	24.00	02	4,948.00	118,752 65,216				118,752 65,216
TOTAL PICS SALARY									118,752				118,752
TOTAL PICS OPE									65,216				65,216
TOTAL PICS PERSONAL SERVICES =									183,968				183,968

This Page Intentionally Left Blank

104 PLANNING FOR RESILIENCE TO NATURAL HAZARDS

Purpose

Oregon is at risk from a wide range of natural hazards. Some are infrequent, but would be catastrophic over a large area (for example tsunamis and earthquakes). Others are more common and localized (for example floods and landslides). Local governments are at the front line in the work to reduce the risk, and they need help assessing risk, prioritizing potential actions to reduce the risk, and adopting a natural hazard mitigation plan (NHMP). This package brings significant funding from the federal government, matched with state funds, to plan for reducing the risks from natural hazards. Ultimately this package would result in actions that make Oregonians safer, guided by the planning funded in this package.

Without this package, federal funding destined for Oregon would go to other states. Without the funding to update NHMPs, many plans would expire, which would leave those cities and counties ineligible for federal grants to implement mitigation projects.

Three of the five goals outlined in the DLCDC Strategic Plan have strategic components related to this package. They are:

- **Conserves Oregon’s Natural Resources [Strategic Goal 1]**
One of the department’s strategic plan objective calls for the department to “protect and conserve wildlife habitat, wetlands and riparian areas for their ecosystem values. Protect scenic, historic, cultural, and recreational values on rural areas. One way the department performs this objective is through guiding development from riparian areas, wetlands, and wildlife habitat to less sensitive areas. An objective of this policy package is to assist local governments with changes in the program that are expected as FEMA complies with the Endangered Species Act. One way the department improves local capacity is through direct technical assistance by staff. Another is through planning grants so the local government can obtain budget resources not otherwise available to it enabling the city or county to complete needed planning projects.
- **Promote Sustainable, Vibrant Communities [Strategic Goal 2]**
This package will support local planning efforts to develop resilience to natural hazards, including those exacerbated by climate change. This effort increased technical assistance, creation of a joint natural hazard program and public interface with the Office of Emergency Management and the Department of Geology and Mineral Industries to improve inter-agency coordination and facilitate public access to state natural hazard staff, data, and GIS mapping.
- **Deliver Services that are Efficient, Outcome-based and Professional [Strategic Goal 5]**

This package enhances the capacity for the department to respond to citizens, local jurisdictions, state partners, external stakeholders, and federal agencies, in an informed and efficient manner. It supports the ongoing provision of services to local governments in support of local objectives.

How Achieved

Overall this policy package brings in over \$1.4 million in funds from the federal government (received by the department as Federal and Other Funds), and includes roughly \$460,000 in state funds to match the federal funds and coordinate the overall program. The table below summarizes the multiple elements of this package, with further description below the table.

	Purpose	General	Federal	Other	In-kind match	Staff
1	Hazard Mitigation Planning by Local Governments	\$202,666		\$810,668	\$56,272 Local governments	Program admin and project planner (0.50 FTE PL3), Project planner (1.00 FTE PL2) Contracts admin (1.00 FTE PA2)
2	Hazard Mitigation Planning by the State	\$91,000		\$273,000		Program manager (0.50 FTE PL 3)
3	Helping Local Governments Comply with the Endangered Species Act in Local Floodplain Regulations	\$40,196	\$229,804		\$20,000 Local governments	Education & Outreach (1.0 FTE PL2)
4	Implementing Hazard Mitigation in Local Land Use Plans and Regulations		\$100,000		None required	No new positions
5	Coordinating Natural Hazards Work	\$ 123,592				Coordinator (0.5 FTE PL4)
	Total	\$457,454	\$329,804	\$1,083,668	Local \$76,272	4.5 FTE

1) Hazard Mitigation Planning by Local Governments

The federal government provides funds through the Pre-Disaster Mitigation (PDM) grant program for local natural hazard mitigation plans (NHMP). In the past, the Oregon Partnership for Disaster Resilience (OPDR) has used most of the PDM funds that come to Oregon to prepare NHMPs for local governments. In 2014 DLCD also started using PDM funds to help local governments prepare plans. OPDR has decided to significantly reduce their work in this area. We do not want Oregon to lose out on the federal funding, so DLCD proposes to significantly increase our role. Moreover, cities and counties whose NHMPs expire because they are unable to update plans would be ineligible for federal grants to implement mitigation projects. This element of the package would give DLCD the authority to expend PDM funds, and would provide some of the match required by the federal grant from state General Fund. The rest of the match would be provided by the local governments that benefit from the PDM money.

This package requests three permanent positions, 2.50 FTE. In some cases DLCD staff in these positions would directly prepare local plans, serving as consultants to the local government. In some cases, local staff would prepare the plans while DLCD staff provide assistance and administer the federal grant. In other cases, contracted consultants would prepare the plans, with DLCD staff managing the contracts and administering the federal grant.

PDM is an ongoing federal program that provides grants every year. Each cycle includes set-aside funds that each state automatically receives, and funds that are distributed competitively. In Oregon, the Office of Emergency Management (OEM) has been designated to receive these funds directly from the federal government, so DLCD receives the money as Other Funds from OEM.

2) Hazard Mitigation Planning by the State

The federal government also provides funds for mitigation planning with grants that occur as part of the federal response to a disaster. The Hazard Mitigation Grant Program (HMGP) is available in Oregon as a result of disaster that occurred in December 2015. As with the PDM program, OEM is designated to receive these funds directly from the federal government, and DLCD receives a portion of the money as Other Funds from OEM. This element of the package would give also provides the match required by the federal grant from state General Fund.

DLCD will use these funds to begin the process of updating the statewide natural hazard mitigation plan. The Oregon NHMP was approved by FEMA in the fall of 2015, so it needs to be updated and reapproved by 2020. The HMGP funding will be used to prepare an updated and significantly improved risk assessment that will be the foundation for preparing the rest of the plan.

This package requests one limited duration position, 0.50 FTE, accompanying supplies and services including contractual services. This position would prepare the updated risk assessment, including developing the methods, directly producing portions of the analysis, and overseeing inter-governmental agreement or contracts for other portions of the analysis.

3) Helping Local Governments Comply with the Endangered Species Act in Local Floodplain Regulations

DLCD is the state coordinating agency for the National Flood Insurance Program (NFIP), and FEMA provides an annual grant to support this work through the federal Community Assistance Program-State Support Services Element (CAP-SSSE). DLCD uses this funding for staff who help local governments comply with the requirements of participation in the NFIP, and to help local governments as they regulate development in flood hazard areas. DLCD has applied to increase this funding to cover additional work to help local governments respond to with changes in the program that are expected as FEMA complies with the Endangered Species Act. More information available online:

http://www.oregon.gov/LCD/Pages/NFIP_BiOp.aspx

This package requests one limited duration, 1.00 FTE. This position would provide assistance to local governments through workshops, presentations, guidance documents and model local ordinances. This position would also provide assistance to individual local governments through direct technical assistance and by overseeing contracts or grants for a specific local governments.

4) Implementing Hazard Mitigation in Local Land Use Plans and Regulations

DLCD is also the coordinating agency for the Risk Mapping, Analysis and Planning (Risk MAP) program, and receives an annual grant from FEMA to help local governments across Oregon understand and mitigate risks. During the 2015-2017 biennium, DLCD received additional money for a special project to focus on Curry County. This project will take the information from the local NHMP and implement it in the county comprehensive plan and development regulations. Similar projects are anticipated in future years, and this element of the POP would give DLCD the authority to spend the Risk MAP funds. No match is required for this program. No positions are requested in this portion of the package.

5) Coordinating Natural Hazards Work

Coordination and prioritization of natural hazards planning needs to be improved. Most of the existing positions, and the new positions proposed in this package, are dedicated to specific federal programs. These programs will not fund staff to integrate and prioritize efforts and to seek funding for the highest priorities. Without this, there is a risk that the department reacts to federal funding and federal priorities, rather than charting a strategic course for Oregon. Federal grants will cover inter-agency collaboration on specific projects, but not the ongoing coordination that is so important to overall effectiveness.

This package requests one permanent position, 0.50 FTE. This position would prioritize natural hazards work throughout the department, seek federal funding for priority projects, work on specific projects when there are priority projects that are not supported by federal funds, and maintain ongoing coordination with other state agencies.

Staffing Impact

<u>FTE</u>	<u>Position</u>	<u>Class</u>	<u>Classification</u>	<u>Salary</u>
0.50	7119103	C1098	Planner 3	\$5,034
1.00	7119104	C1097	Planner 2	\$4,373
1.00	7119105	C0861	Ops and Policy Analyst	\$4,373
0.50	7119106	C1098	Planner 3	\$5034
1.00	7119107	C1097	Planner 2	\$4,373
0.50	7119108	C1099	Planner 4	\$5,544

Quantifying Results

Measures to assess results will include: 1) the number of local NHMPs that are updated and approved by FEMA; 2) the number of local governments that go beyond the minimum required for FEMA approval and integrate their NHMP into their comprehensive plan; 3) the number of jurisdictions consulted by DLCD specific to NFIP work; and 4) the percent of local governments that are able to update their local flood hazard regulations to remain in the NFIP.

Revenue Source

<u>Description for DLCD</u>	<u>General Fund</u>	<u>Other Funds</u>	<u>Federal Funds</u>	<u>Total Funds</u>
Personal Services	258,849	436,903	141,507	837,259
Supplies & Services	198,605	646,765	188,297	1,033,667
Special Payment	0	0	0	0
Total Package 104	\$457,454	\$1,083,668	\$329,804	\$1,870,926

2019-21 Fiscal Impact

There are three permanent positions requested for 2017-19 in this package. If established as permanent, funds for the positions and accompanying supplies and services would become a part of the department’s base budget.

ESSENTIAL AND POLICY PACKAGE FISCAL IMPACT SUMMARY

**Land Conservation & Development, Dept of
Pkg: 104 - Natural Hazards Mitigation Planning**

**Cross Reference Name: Planning Program
Cross Reference Number: 66000-001-00-00-00000**

<i>Description</i>	General Fund	Lottery Funds	Other Funds	Federal Funds	Nonlimited Other Funds	Nonlimited Federal Funds	All Funds
Revenues							
General Fund Appropriation	457,454	-	-	-	-	-	457,454
Federal Funds	-	-	-	329,804	-	-	329,804
Tsfr From Military Dept, Or	-	-	1,083,668	-	-	-	1,083,668
Total Revenues	\$457,454	-	\$1,083,668	\$329,804	-	-	\$1,870,926
Personal Services							
Class/Unclass Sal. and Per Diem	151,435	-	261,556	89,209	-	-	502,200
Empl. Rel. Bd. Assessments	113	-	181	48	-	-	342
Public Employees' Retire Cont	28,908	-	49,931	17,030	-	-	95,869
Social Security Taxes	11,584	-	20,009	6,825	-	-	38,418
Worker's Comp. Assess. (WCD)	138	-	217	59	-	-	414
Flexible Benefits	66,671	-	105,009	28,336	-	-	200,016
Total Personal Services	\$258,849	-	\$436,903	\$141,507	-	-	\$837,259
Services & Supplies							
Instate Travel	4,556	-	9,619	2,025	-	-	16,200
Employee Training	2,136	-	4,226	757	-	-	7,119
Office Expenses	1,251	-	2,473	443	-	-	4,167
Telecommunications	2,798	-	5,537	991	-	-	9,326
Data Processing	108	-	212	38	-	-	358
Publicity and Publications	46	-	90	16	-	-	152
Professional Services	185,397	-	620,920	183,052	-	-	989,369
Employee Recruitment and Develop	113	-	223	40	-	-	376

____ Agency Request
2017-19 Biennium

____ Governor's Budget
Page _____

____ Legislatively Adopted
Essential and Policy Package Fiscal Impact Summary - BPR013

ESSENTIAL AND POLICY PACKAGE FISCAL IMPACT SUMMARY

Land Conservation & Development, Dept of
Pkg: 104 - Natural Hazards Mitigation Planning

Cross Reference Name: Planning Program
Cross Reference Number: 66000-001-00-00-00000

<i>Description</i>	General Fund	Lottery Funds	Other Funds	Federal Funds	Nonlimited Other Funds	Nonlimited Federal Funds	All Funds
Services & Supplies							
IT Expendable Property	2,200	-	3,465	935	-	-	6,600
Total Services & Supplies	\$198,605	-	\$646,765	\$188,297	-	-	\$1,033,667
Total Expenditures							
Total Expenditures	457,454	-	1,083,668	329,804	-	-	1,870,926
Total Expenditures	\$457,454	-	\$1,083,668	\$329,804	-	-	\$1,870,926
Ending Balance							
Ending Balance	-	-	-	-	-	-	-
Total Ending Balance	-	-	-	-	-	-	-
Total Positions							
Total Positions							6
Total Positions	-	-	-	-	-	-	6
Total FTE							
Total FTE							4.50
Total FTE	-	-	-	-	-	-	4.50

____ Agency Request
2017-19 Biennium

____ Governor's Budget
Page _____

____ Legislatively Adopted
Essential and Policy Package Fiscal Impact Summary - BPR013

PACKAGE: 104 - Natural Hazards Mitigation Pla

POSITION NUMBER	CLASS	COMP	CLASS NAME	POS CNT	FTE	MOS	STEP	RATE	GF SAL/OPE	OF SAL/OPE	FF SAL/OPE	LF SAL/OPE	AF SAL/OPE
7119103	AG	C1098	AA PLANNER 3	1	.50	12.00	02	5,034.00	12,082 9,922	48,326 39,693			60,408 49,615
7119104	AG	C1097	AA PLANNER 2	1	1.00	24.00	02	4,373.00	20,990 12,305	83,962 49,221			104,952 61,526
7119105	AG	C0861	AA PROGRAM ANALYST 2	1	1.00	24.00	02	4,373.00	20,990 12,305	83,962 49,221			104,952 61,526
7119106	AG	C1098	AA PLANNER 3	1	.50	12.00	02	5,034.00	15,102 12,403	45,306 37,212			60,408 49,615
7119107	AG	C1097	AA PLANNER 2	1	1.00	24.00	02	4,373.00	15,743 9,228		89,209 52,298		104,952 61,526
7119108	AG	C1099	AA PLANNER 4	1	.50	12.00	02	5,544.00	66,528 51,251				66,528 51,251
TOTAL PICS SALARY									151,435	261,556	89,209		502,200
TOTAL PICS OPE									107,414	175,347	52,298		335,059
TOTAL PICS PERSONAL SERVICES =				6	4.50	108.00			258,849	436,903	141,507		837,259

105 COASTAL RESILIENCE AND MITIGATION PLANNING

Purpose

The proposed funding will provide technical assistance staff for climate change adaption and ocean and estuary planning. On the ground, local communities need to be prepared for higher waves, increased storm activity and coastal erosion. If they are not prepared the communities face the risk of loss of roads, public utilities and homes and businesses. This package will help the local communities plan to minimize these risks and others related to climate change. DLCDC does not currently have the capacity to provide leadership on climate change adaption or to provide adequate technical assistance to local communities for climate change adaptation and estuary plan updates. Prior, but currently unfunded, efforts to coordinate climate change adaption at the local and regional levels were well received by the participants of the regional framework team including local, state, and federal agencies. Without the package, the department will not be able to continue to lead on-the-ground efforts such as the Regional Framework for Climate Adaptation in Clatsop and Tillamook Counties (2015), or the South Clatsop County Resilience Guide (2015) due to lack of grant funding.

Many local governments, the Department of Agriculture, and the Department of Fish and Wildlife have noted the need to update estuary management plans with new inventory information to meet changing development and conservation needs and conditions. The estuary management plans are now more than 30 years old and much of the anticipated development has not occurred. Communities from Astoria to Coos Bay want to update their estuary plans to be more attuned to what is actually happening on the ground. This issue has been raised at the Shellfish Task Force among other arenas. Without the package, the department will not be able to provide the needed technical assistance for estuary plan updates. The outdated estuary management plans result in lost opportunity for both conservation and development. On the ground benefits of these two positions will be updated estuary management plans and coordinated efforts at the state and local level for climate change adaptation.

The requested General Funds would directly benefit all of the agency's strategic planning goals including improving local government capacity through technical assistance, providing dynamic leadership, engaging the public, promoting sustainable, vibrant communities and delivering efficient, professional services.

Four of the five goals outlined in the DLCDC Strategic Plan have strategic components related to this package. They are:

- Conserves Oregon's Natural Resources [Strategic Goal 1]
This package will assist local communities in updating Oregon's estuary planning program, including estuarine information, regulation and planning.

- Promote Sustainable, Vibrant Communities [Strategic Goal 2]
This package supports this strategic goal by supporting local planning efforts to develop resilience to natural hazards, including those exacerbated by climate change.
- Provide Timely & Dynamic Leadership to Support Local & Regional Problem Solving [Strategic Goal 4]
Another department strategy supported by this package is the improving of local governments to carry out land use responsibilities through development of new processes and resource for keeping local plans up-to-date, namely estuary management plans. This package provides a means for the department to develop and coordinate strategic initiatives with other state agencies in the implementation of the 2010 Climate Change Adaptation Framework.
- Deliver Services that are Efficient, Outcome-based and Professional [Strategic Goal 5]
This package enhances the capacity for the department to respond to citizens, local jurisdictions, state partners, external stakeholders, and federal agencies, in an informed and efficient manner. It supports the ongoing provision of services to local governments in support of local objectives.

How Achieved

The Governor's Office, other state agencies, non-governmental organizations and local government have expressed the need for the department to provide leadership and guidance on climate change adaptation and updates to estuary plans. There are no feasible alternatives to hiring staff to provide the needed technical assistance. The hiring of contractors would not provide the necessary longevity and working relationships with local governments and state agencies.

Staffing Impact

FTE	Position	Class	Classification	Salary
1.00	7119109	C1099	Planner 4	\$5,544
1.00	7119110	C8507	Natural Res. Spec 4	\$5,034

Quantifying Results

The department will quantify results in technical assistance provided to coastal local governments, partner state agencies and the public and plan updates. The timeline for the results will be the end of the biennium. The milestones would be yearly as documented by the number of local governments and state agencies provided technical assistance and the number of updates to comprehensive plans.

Revenue Source

<u>Description for DLCD</u>	<u>General Fund</u>	<u>Other Funds</u>	<u>Federal Funds</u>	<u>Total Funds</u>
Personal Services	388,681	0	0	388,681
Supplies & Services	21,046	0	0	21,046
Special Payment	0	0	0	0
Total Package 105	\$409,727	\$0	\$0	\$409,727

2019-21 Fiscal Impact

There are two permanent positions requested for 2017-19 in this package. If established as permanent, funds for the positions and accompanying supplies and services would become a part of the department's base budget.

ESSENTIAL AND POLICY PACKAGE FISCAL IMPACT SUMMARY

**Land Conservation & Development, Dept of
Pkg: 105 - Coastal Resilience and Mitigation Planning**

**Cross Reference Name: Planning Program
Cross Reference Number: 66000-001-00-00-00000**

<i>Description</i>	General Fund	Lottery Funds	Other Funds	Federal Funds	Nonlimited Other Funds	Nonlimited Federal Funds	All Funds
Revenues							
General Fund Appropriation	409,727	-	-	-	-	-	409,727
Total Revenues	\$409,727	-	-	-	-	-	\$409,727
Personal Services							
Class/Unclass Sal. and Per Diem	253,872	-	-	-	-	-	253,872
Empl. Rel. Bd. Assessments	114	-	-	-	-	-	114
Public Employees' Retire Cont	48,464	-	-	-	-	-	48,464
Social Security Taxes	19,421	-	-	-	-	-	19,421
Worker's Comp. Assess. (WCD)	138	-	-	-	-	-	138
Flexible Benefits	66,672	-	-	-	-	-	66,672
Total Personal Services	\$388,681	-	-	-	-	-	\$388,681
Services & Supplies							
Instate Travel	8,100	-	-	-	-	-	8,100
Employee Training	3,558	-	-	-	-	-	3,558
Office Expenses	2,084	-	-	-	-	-	2,084
Telecommunications	4,662	-	-	-	-	-	4,662
Data Processing	178	-	-	-	-	-	178
Publicity and Publications	76	-	-	-	-	-	76
Employee Recruitment and Develop	188	-	-	-	-	-	188
IT Expendable Property	2,200	-	-	-	-	-	2,200
Total Services & Supplies	\$21,046	-	-	-	-	-	\$21,046

____ Agency Request
2017-19 Biennium

____ Governor's Budget
Page _____

____ Legislatively Adopted
Essential and Policy Package Fiscal Impact Summary - BPR013

ESSENTIAL AND POLICY PACKAGE FISCAL IMPACT SUMMARY

Land Conservation & Development, Dept of
Pkg: 105 - Coastal Resilience and Mitigation Planning

Cross Reference Name: Planning Program
Cross Reference Number: 66000-001-00-00-00000

<i>Description</i>	General Fund	Lottery Funds	Other Funds	Federal Funds	Nonlimited Other Funds	Nonlimited Federal Funds	All Funds
Total Expenditures							
Total Expenditures	409,727	-	-	-	-	-	409,727
Total Expenditures	\$409,727	-	-	-	-	-	\$409,727
Ending Balance							
Ending Balance	-	-	-	-	-	-	-
Total Ending Balance	-	-	-	-	-	-	-
Total Positions							
Total Positions							2
Total Positions	-	-	-	-	-	-	2
Total FTE							
Total FTE							2.00
Total FTE	-	-	-	-	-	-	2.00

PACKAGE: 105 - Coastal Resilience and Mitigat

POSITION NUMBER	CLASS	COMP	CLASS NAME	POS CNT	FTE	MOS	STEP	RATE	GF SAL/OPE	OF SAL/OPE	FF SAL/OPE	LF SAL/OPE	AF SAL/OPE
7119109	AG	C1099	AA PLANNER 4	1	1.00	24.00	02	5,544.00	133,056 69,041				133,056 69,041
7119110	AG	C8504	AA NATURAL RESOURCE SPECIALIST 4	1	1.00	24.00	02	5,034.00	120,816 65,768				120,816 65,768
TOTAL PICS SALARY									253,872				253,872
TOTAL PICS OPE									134,809				134,809
TOTAL PICS PERSONAL SERVICES =				2	2.00	48.00			388,681				388,681

DETAIL OF LOTTERY FUNDS, OTHER FUNDS, AND FEDERAL FUNDS REVENUE

Land Conservation & Development, Dept of
2017-19 Biennium

Agency Number: 66000

Cross Reference Number: 66000-001-00-00-00000

<i>Source</i>	2013-15 Actuals	2015-17 Leg Adopted Budget	2015-17 Leg Approved Budget	2017-19 Agency Request Budget	2017-19 Governor's Budget	2017-19 Leg Adopted Budget
Other Funds						
Business Lic and Fees	-	78,631	78,631	78,631	-	-
Charges for Services	16,352	32,791	32,791	21,441	-	-
Interest Income	134	-	-	-	-	-
Sales Income	-	12,000	12,000	-	-	-
Other Revenues	3,582	-	-	12,000	-	-
Transfer In Other	-	-	240,420	-	-	-
Tsfr From Military Dept, Or	187,653	-	-	1,083,668	-	-
Tsfr From Transportation, Dept	377,677	414,013	414,013	489,349	-	-
Tsfr From Housing and Com Svcs	-	-	-	103,815	-	-
Total Other Funds	\$585,398	\$537,435	\$777,855	\$1,788,904	-	-
Federal Funds						
Federal Funds	5,247,072	6,254,991	6,392,432	6,959,610	-	-
Total Federal Funds	\$5,247,072	\$6,254,991	\$6,392,432	\$6,959,610	-	-

DETAIL OF LOTTERY FUNDS, OTHER FUNDS, AND FEDERAL FUNDS REVENUE

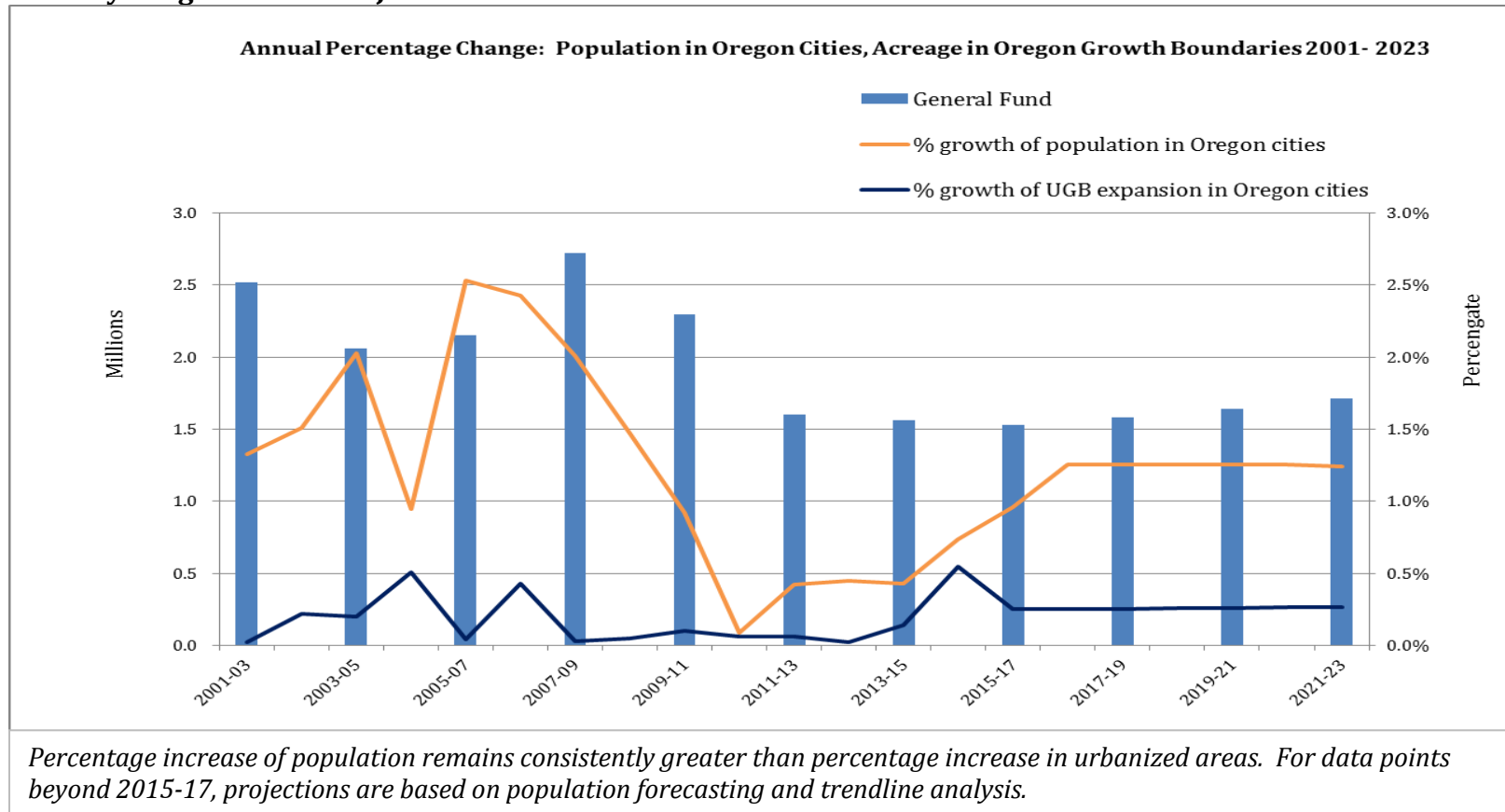
Source	Fund	ORBITS Revenue Acct	2013-15 Actual	2015-17 Legislatively Adopted	2015-17 Estimated	2017-19		
						Agency Request	Governor's	Legislatively Adopted
Business Licenses & Fees	Other	0205	0	78,631	78,631	78,631		
Charges for Services	Other	0407	16352	32,791	32,791	21,441		
Interest Income	Other	0605	134	0	0	0		
Other Sales Income	Other	0708	0	12,000	0	0		
Other Revenue	Other	0975	3,582	0	0	12,000		
Transfers-In from Military Dept.	Other	1248	187,653	0	216,000	1,083,668		
Transfers-In from Transportation Dept.	Other	1730	377,677	414,013	414,013	489,349		
Transfers-In from Housing & Community Services	Other	1914	0	0	0	103,815		
Federal Funds Revenue	Federal	0995	5,247,072	6,254,991	4,426,007	6,959,610		

EXECUTIVE SUMMARY

Long Term Focus Areas Impacted by the Program

The grants program has a direct relationship to the Governor’s “A Thriving Statewide Economy” focus area with secondary connections to “Responsible Environmental Stewardship.”

Primary Program Contact: Jim Rue



Program Overview

The Grants Program distributes payments to cities and counties for land use planning activities from General Fund resources. The Grants Program helps cities and counties plan for livable urban and rural communities, and protect and conserve working farms and forests, coastal lands and natural resources. The objective of the Grants Program is identical to that of the department's Planning Program.

Program Funding Request

DLCD's strategic objectives and strategies call for the department to assist local governments in amending and updating comprehensive land use plans and implementing regulations to ensure the community can accommodate growth opportunities in concert with local and state planning goals. DLCD's general fund grants available to local government have decreased by over 50 percent in less than a decade as the total fund has declined and a significant portion of the fund is now legislatively directed to fund population forecasting at Portland State University (the population forecast portion of the grant budget is not included in the graph below). The grant fund has fallen every biennium since 2005-07 while deferred needs continue to accumulate.

As a result of these reductions, and because the department continues to see ongoing high demand by local governments for grant funding to address current and deferred needs, the department proposes a policy package to increase the Current Service Level (CSL) budget of this program area. In part, this policy package is a restoration package because it restores funding lost over the last decade. Because these funds are additional funds for the 2017-19 budget and not currently included in the 2015-17 Legislatively Adopted Budget, the proposal is considered a new package.

This proposal will assist as many as 45 cities and counties in updating comprehensive plans, development codes, and other planning documents critical for communities to be prepared for their future (based on the average 2015-17 grant award). Fulfilling local planning needs will help local governments move forward in addressing deferred needs by establishing a sound framework supporting local priorities such as economic development, adequate housing, public facilities and infrastructure, natural hazards, and regulatory streamlining.

Program Description

The department helps communities across the state plan for their future working in close partnership with local governments (36 counties and 241 cities). DLCD also coordinates with sister state natural resource agencies such as Agriculture, Forestry, Water Resources, State Lands, Environmental Quality, and Fish and Wildlife, and state development agencies such as Business Oregon, Oregon Housing and Community Services, and Transportation to assist local jurisdictions in preparing timely, updated comprehensive plans. The Land Conservation and Development Commission (LCDC) provides the policy direction for the statewide land use program, and reviews certain major local land use decisions.

The Grants Program provides funds to local and regional governments for a variety of planning activities, including economic opportunities analyses, buildable lands inventories, housing needs analysis, infrastructure needs analyses, and other development planning. The grants help cities and counties update and improve their comprehensive plans and ordinances to address local needs, meet statutory obligations, and comply with the 19 statewide planning goals. Grant funds are available to cities and counties once per biennium, based on the allocation to general fund grants adopted by the legislature. A Grants Advisory Committee composed of local government representatives and other stakeholders oversees the grant awards process. Available funds account for less than one-third of grants requested. All of grant funds benefit local jurisdictions, so the cost driver for this program is the demand created by local governments requesting project assistance.

Program Justification and Link to the Focus Area

The Legislative Assembly finds that. . . Uncoordinated use of lands within this state threatens the orderly development, the environment of this state and the health, safety, order, convenience, prosperity and welfare of the people of this state.

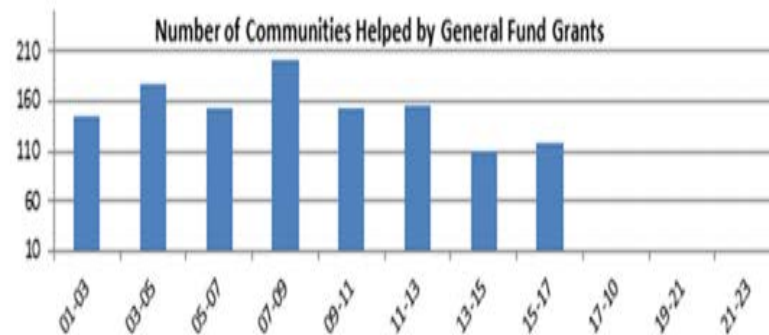
The Legislative Assembly declares that. . . In order to ensure the highest possible level of livability in Oregon, it is necessary to provide for properly prepared and coordinated comprehensive plans for cities and counties, regional areas and the state as a whole. These comprehensive plans. . . Shall be regularly reviewed and, if necessary, amended to keep them consistent with the changing needs and desires of the public they are designed to serve. (SB 100 (1973), now ORS 197.005 and 197.010).

Oregon's cities and counties are the front line of the land use planning system. While the commission considers big-picture policy initiatives, the department's core mission is assisting cities and counties to address local and state objectives by regularly updating their comprehensive plans. The purpose of the Grants Program is to support the objectives of the Planning Program.

Most cities and counties lack resources to update comprehensive plans without state grant support. Unfortunately, the ongoing budget challenges at the state and local levels have exacerbated this chronic situation. Grants are a critical element of Oregon's partnership with local governments in implementing the statewide planning program. The Grants Program provides critical funds to local governments in order to ensure that their plans can accommodate economic development and other community needs.

Program Performance

The department's most recent biennium saw its Grants Program assist 91 small communities (cities under 2,500 population and counties under 15,000 population) with \$115,000 to support general planning and permitting activities. About \$580,000 was awarded for projects such as economic development planning, natural hazards planning, and code updates. Over \$800,000 of the Grant Fund was dedicated for specific projects such as coordinated population forecasting and planning in the Columbia River Gorge National Scenic Area.



It is difficult to evaluate the outcomes of grant awards cumulatively. The data provided in this report indicates that the trend in the declining number of grants, reduction in funds, and decreasing number of communities assisted suggests that the *program* is not performing in a manner that satisfies state or local needs. One efficiency measure used by the department regarding *execution* of the program relates to the timeliness of grant awards. A department key performance measure indicates a positive trend of 90 percent of grant awards to local governments were awarded within two months of application.

Enabling Legislation/Program Authorization

The department and Grants Program are a product of SB 100 (1973) and other key legislation, resulting in creation of the statewide land use program, including creation of the department and LCDC. ORS Chapters 195, 196, 197, 215 and 227 provide the primary sources of authority and duties for the department and the Grants Program. The Grants Program makes no charge for administering grant funds.

Funding Streams Supporting Program

The program is funded entirely by General Fund.

Funding Proposal compared against 2015-17

The department proposes an increase from Current Service Level of \$1.5 million, an approximate doubling of the Grants Program and more than doubling the amount available to local governments. The department proposes a total of six policy packages (one for this program unit). These policy packages increase the capacity of the department to meet increasing demands by local governments in Oregon facing an inability to gather sufficient resources to carry out needed functions to maintain community livability and viability. If these packages are not authorized, the department will be less able to meet the demands of local governments and ensure the vision and legacy of Senate Bill 100, which for 40 years has contributed to the quality and character of the natural and built environment of the entire state.

PROGRAM UNIT NARRATIVE

The Grants Program Unit represents the department's budget to provide grants to local governments to adopt, update, improve, and carry out local comprehensive plans and land use regulations, and to help local governments meet the statutory obligation for periodic review of those plans and regulations. A primary purpose of the Grants Program is to assure that local jurisdictions update their plans to provide an adequate supply of land along with the public facilities and infrastructure needed for future housing and employment. In addition, grants are also used to help local governments comply with state legislative requirements for both urban and rural communities. The level of state support for comprehensive land use planning by cities and counties has declined in real dollars over the last ten years. Given the active role of the state in guiding local land use planning, and the importance of the program in laying the foundation for economic sustainability in local communities, the department believes strongly that the state should provide a more significant level of funding for local implementation of the statewide planning program.

There are no positions or FTE reflected in the Grants Program Unit. Management of the Grants Program, including related positions and FTE, is in the Planning Program Unit.

The department expects to have the following elements in its 2017-19 Grants Program: Planning grants, including those earmarked for economic development, housing development, technical assistance, natural hazards planning, and other development planning.

Planning Grants: General Fund

By the beginning of each biennium, the department works with the Grants Advisory Committee and the Land Conservation and Development Commission to outline grant program priorities within the general guidance provided by the legislature. The Grants Advisory Committee is comprised of representatives for cities and counties, special districts, Metro, and land use and development interests. This committee is a standing committee and provides recommendations to the department and commission on policy, priorities and functioning of the General Fund Grants Program. Most grant funds are awarded on a competitive basis. However, a limited amount of funding has normally been provided for smaller cities and counties on a non-competitive basis for general planning functions. Applications for grants in competitive categories are evaluated, ranked and awarded according to the priorities established by LCDC.

DLCD offers grants to local governments for a variety of activities, including economic opportunities analyses, housing needs analyses, buildable lands inventories, population forecasting, regulatory streamlining, and neighborhood planning. The grants help cities and counties update their plans and ordinances, meet statutory obligations, and comply with the statewide planning goals.

General fund grants have in recent biennia been awarded for periodic review, technical assistance, dispute resolution, Columbia River Gorge National Scenic Area implementation, and planning assistance to small cities and counties. The department anticipates continuing most or all of these programs in 2017-19. These grants cover the following types of projects:

Population Forecasting

These grants are awarded to Portland State University to provide funding support of the population forecasting program required by ORS 195.033 to 195.035 and are the highest priority use of grant funds.

Planning Assistance

These non-competitive grants are small (\$1,000 per biennium to cities and \$4,000 to counties), direct awards to cities and counties with small populations to assist in the day-to-day administration of their planning programs. Planning assistance grants are used for a wide variety of purposes, from planner salaries to permit processing to updating zoning maps.

Columbia River Gorge

These grants are awarded to three affected counties for implementation of the Columbia River Gorge National Scenic Area Act.

Dispute Resolution

A small portion of the Grants Program is used to assist in dispute resolution to keep matters out of litigation.

Periodic Review

These grants are issued to assist local governments in the completion of periodic review work programs and work tasks. Following legislative direction, most work tasks focus on planning for economic development, housing, public facilities, or transportation.

Technical Assistance

Technical assistance grants are awarded competitively. During the last four biennia, technical assistance grants were prioritized for economic development, regulatory streamlining and infrastructure planning, while population forecasting and updating codes to comply with new laws are more recent priority uses of these grants. Historically, about half of the grant fund is awarded for comprehensive plan and code updates that are not part of a periodic review work program. That proportion was considerably smaller during 2015-17 because much of the fund was dedicated by the Legislature for population forecasting. This category has sustained large cuts as the Grants Fund has experienced reductions, and now represents less than one-quarter of the grant dollars awarded.

GRANTS PROGRAM UNIT: ESSENTIAL PACKAGES

010 Non-PICS Personal Services / Vacancy Factor

This package is not applicable to this program unit in the department.

021 Phase-in

This package is not applicable to the department.

022 Phase-out Program & One-time Costs

This essential package does not apply to this program.

031 Standard Inflation & Price List Adjustments

This package includes an increase of \$56,502 General Funds for standard inflation related to Special Payments.

032 Above Standard Inflation with BAM Analyst Approval

This essential package does not apply to the department.

033 Exception Committee Decisions above Analyst Approval

This essential package does not apply to the department.

040 Mandated Caseload

This essential package does not apply to the department.

050 Fund Shifts

This essential package does not apply to the department.

060 Technical Adjustments

This essential package does not apply to this program unit in the department.

070 Revenue Shortfalls

This essential package does not apply to the department.

ESSENTIAL AND POLICY PACKAGE FISCAL IMPACT SUMMARY

Land Conservation & Development, Dept of
Pkg: 031 - Standard Inflation

Cross Reference Name: Grant
Cross Reference Number: 66000-003-00-00-00000

<i>Description</i>	General Fund	Lottery Funds	Other Funds	Federal Funds	Nonlimited Other Funds	Nonlimited Federal Funds	All Funds
Revenues							
General Fund Appropriation	56,502	-	-	-	-	-	56,502
Total Revenues	\$56,502	-	-	-	-	-	\$56,502
Special Payments							
Dist to Cities	21,417	-	-	-	-	-	21,417
Dist to Counties	6,125	-	-	-	-	-	6,125
Dist to Other Gov Unit	23,151	-	-	-	-	-	23,151
Dist to Non-Gov Units	-	-	-	-	-	-	-
Dist to Individuals	409	-	-	-	-	-	409
Other Special Payments	5,400	-	-	-	-	-	5,400
Total Special Payments	\$56,502	-	-	-	-	-	\$56,502
Total Expenditures							
Total Expenditures	56,502	-	-	-	-	-	56,502
Total Expenditures	\$56,502	-	-	-	-	-	\$56,502
Ending Balance							
Ending Balance	-	-	-	-	-	-	-
Total Ending Balance	-	-	-	-	-	-	-

____ Agency Request
2017-19 Biennium

____ Governor's Budget
Page _____

____ Legislatively Adopted
Essential and Policy Package Fiscal Impact Summary - BPR013

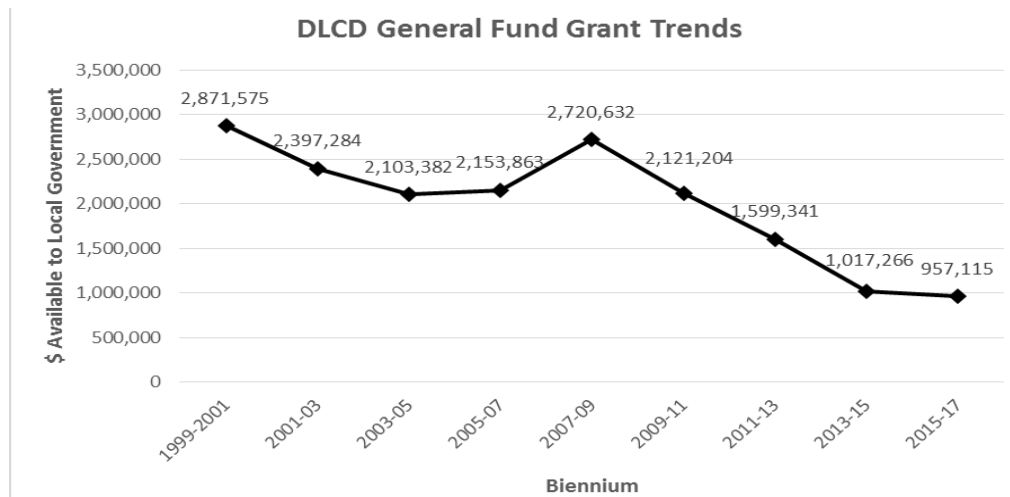
PROGRAM UNIT: POLICY PACKAGES

101 RESTORE GRANTS FOR LOCAL PLANNING

Purpose

DLCD's strategic objectives and strategies call for the department to assist local governments in amending and updating their comprehensive land use plans and implementing regulations to ensure the community can accommodate growth opportunities in concert with local and state planning goals. (DLCD Strategic Goal 2 Promote Sustainable, Vibrant Communities; DLCD Strategic Goal 4: Provide Timely and Dynamic Leadership to Support Local and Regional Problem Solving.) DLCD's general fund grants that are available to local governments have shrunk by over 50 percent in less than a decade as the total fund has declined and a significant portion of the fund is now legislatively directed to fund population forecasting at Portland State University (the population forecast portion of the grant budget is not included in the graph below). The grant fund has fallen every biennium since 2005-07 while deferred needs continue to accumulate.

Local governments use DLCD grants for a variety of planning purposes. Small cities and counties receive Planning Assistance grants to assist with general operation of their planning departments. Additionally, local governments may apply for Technical Assistance grants to help complete planning projects that update their comprehensive plans and land use regulations. As local government budgets have continued to experience severe challenges, they have experienced increasing difficulty keeping their plans up to date and relevant for today's economy and housing market.



The requested \$1,500,000 essentially doubles the total Grants Program, and most of the increase will be available to local governments. The increased grant fund will allow the department to provide assistance to as many as 45 additional jurisdictions (based on the average Technical Assistance grant in 2015-2017). The additional funds will help the department reach the targets set in several key performance measures, which have not been satisfied for several biennia. This will help local governments address economic development and housing needs, prepare for resilience to natural disasters, and accommodate infrastructure demands.

Two of the goals outlined in the DLCD Strategic Plan have strategic components that are directly related to the Grants Program. The department has committed to the following goals and objectives:

- Promote Sustainable, Vibrant Communities [Strategic Goal 2]
A strategic objective of the department is for “urban and rural communities [to] have complete and efficient comprehensive plans that include a sufficient supply of land, services, and infrastructure to meet a variety of economic opportunities.” Many local governments do not have sufficient resources to respond to the demands of a growing community. The Grants Program helps fill that void.
- Provide Timely & Dynamic Leadership to Support Local & Regional Problem Solving [Strategic Goal 4]
A strategic plan objective calls for the department to “improve capacity of local governments to carry out their land use responsibilities.” One way the department improves local capacity is through direct technical assistance by staff. Another is through planning grants so the local government can obtain budget resources not otherwise available to it enabling the city or county to complete needed planning projects.

How Achieved

The additional grant funds will be distributed to local governments based on priorities in a biennial Grants Allocation Plan. The allocation plan is approved by the Land Conservation and Development Commission upon recommendation from the Grants Advisory Committee, a group composed of city, county, and other stakeholder interests. Typical priority uses of grant funds include updating plans to increase readiness for employment growth, planning for accommodation of public infrastructure needs, and streamlining land use approval processes.

Staffing Impact

There are no positions in this program unit.

Quantifying Results

The department will be able to quantify results of this program by reporting the number of grants it disperses to communities. In turn, the ability of local governments to address land use planning needs can be inferred as the outcome of the grants. This inference is partially demonstrated by results reported in the department's Annual Key Performance Progress Report on Key Performance Measures #1, #2, and #3 related to employment land and housing supply and public facility planning efforts of local governments.

Revenue Source

General Fund	\$ 1,500,000
Other Fund	\$ 0
<u>Federal Fund</u>	<u>\$ 0</u>
Total Funds	\$ 1,500,000

ESSENTIAL AND POLICY PACKAGE FISCAL IMPACT SUMMARY

Land Conservation & Development, Dept of
Pkg: 101 - Restore Grants for Local Planning

Cross Reference Name: Grant
Cross Reference Number: 66000-003-00-00-00000

<i>Description</i>	General Fund	Lottery Funds	Other Funds	Federal Funds	Nonlimited Other Funds	Nonlimited Federal Funds	All Funds
Revenues							
General Fund Appropriation	1,500,000	-	-	-	-	-	1,500,000
Total Revenues	\$1,500,000	-	-	-	-	-	\$1,500,000
Special Payments							
Dist to Cities	600,000	-	-	-	-	-	600,000
Dist to Counties	900,000	-	-	-	-	-	900,000
Total Special Payments	\$1,500,000	-	-	-	-	-	\$1,500,000
Total Expenditures							
Total Expenditures	1,500,000	-	-	-	-	-	1,500,000
Total Expenditures	\$1,500,000	-	-	-	-	-	\$1,500,000
Ending Balance							
Ending Balance	-	-	-	-	-	-	-
Total Ending Balance	-	-	-	-	-	-	-

DETAIL OF LOTTERY FUNDS, OTHER FUNDS, AND FEDERAL FUNDS REVENUE

Source	Fund	ORBITS Revenue Acct	2013-15 Actual	2015-17 Legislatively Adopted	2015-17 Estimated	2017-19		
						Agency Request	Governor's	Legislatively Adopted
Business Licenses & Fees	Other	0205	0	78,631	78,631	78,631		
Charges for Services	Other	0407	16352	32,791	32,791	21,441		
Interest Income	Other	0605	134	0	0	0		
Other Sales Income	Other	0708	0	12,000	0	0		
Other Revenue	Other	0975	3,582	0	0	12,000		
Transfers-In from Military Dept.	Other	1248	187,653	0	216,000	1,083,668		
Transfers-In from Transportation Dept.	Other	1730	377,677	414,013	414,013	489,349		
Transfers-In from Housing & Community Services	Other	1914	0	0	0	103,815		
Federal Funds Revenue	Federal	0995	5,247,072	6,254,991	4,426,007	6,959,610		

This Page Intentionally Left Blank

INFORMATION TECHNOLOGY-RELATED PROJECTS/INITIATIVE IN 2017-19

The department does not have any information technology related projects or initiatives required to be reported in this section.

AUDIT RESPONSE

The Secretary of State's Audits Division regularly performs an audit or review when the executive head of a state agency leaves that position for any reason.

As of August 1, 2016, the department has not had a Secretary of State audit performed.

Results in Brief:

Not applicable.

Recommendations:

Not applicable.

JOINT LEGISLATIVE AUDIT COMMITTEE

As of June 2016, the department has not had a review performed by the Joint Legislative Audit Committee.

2016 ANNUAL PERFORMANCE PROGRESS REPORT

The department will submit its 2016 Annual Performance Progress Report (APPR) with its Governor's Budget according to 2017-19 budget development instructions.

AFFIRMATIVE ACTION REPORT SUMMARY

The purpose of the department's Affirmative Action Plan is to establish the department's policies of non-discrimination and equal employment opportunity.

The department is committed to establishing and maintaining a diverse workforce, reflective of the diverse population within the State of Oregon. DLCD is committed to an affirmative action program that provides equal opportunities for all persons regardless of race, color, religion, sex, sexual orientation, national origin, marital status, age, or disability. We believe in the equal rights of all persons to work and advance on the basis of merit, ability, and potential. The director expects no less than 100% commitment to affirmative action principles and practices. Each division manager is directly responsible and accountable for ensuring successful affirmative action and equal opportunity in the department. Managers are expected to participate and encourage others to participate in the agency's activities designed to promote affirmative action.

It is also the policy of the department to provide an environment for each applicant and employee that is free from sexual harassment, as well as harassment and intimidation on account of an individual's race, color, religion, gender, sexual orientation, national origin, marital status, age, or disability. Discrimination or harassment—in any form—will not be tolerated in this department. Managers and employees will actively work to create and promote a work environment that is free of biased behavior.

The department will submit its Affirmative Action Plan according to state deadlines. These deadlines occur after the 2017-19 budget deadlines. Updates to this section will occur in the Governor's Recommended Budget.

*This is a narrative summary of the department's Affirmative Action Plan.
The full plan will be available at the Governor's Affirmative Action Office or the department's Human Resource Office.*

This Page Intentionally Left Blank

Land Conservation & Development, Dept of

**Summary Cross Reference Listing and Packages
2017-19 Biennium**

Agency Number: 66000

BAM Analyst: Connolly, Cathy

Budget Coordinator: Crook, Doug - (503)934-0022

Cross Reference Number	Cross Reference Description	Package Number	Priority	Package Description	Package Group
001-00-00-00000	Planning Program	010	0	Non-PICS Psnl Svc / Vacancy Factor	Essential Packages
001-00-00-00000	Planning Program	021	0	Phase - In	Essential Packages
001-00-00-00000	Planning Program	022	0	Phase-out Pgm & One-time Costs	Essential Packages
001-00-00-00000	Planning Program	031	0	Standard Inflation	Essential Packages
001-00-00-00000	Planning Program	032	0	Above Standard Inflation	Essential Packages
001-00-00-00000	Planning Program	080	0	May 2016 E-Board	Policy Packages
001-00-00-00000	Planning Program	102	2	Planning for Housing Affordability-DLCD/OHCS	Policy Packages
001-00-00-00000	Planning Program	103	3	Improving Data and GIS Resources	Policy Packages
001-00-00-00000	Planning Program	104	4	Natural Hazards Mitigation Planning	Policy Packages
001-00-00-00000	Planning Program	105	5	Coastal Resilience and Mitigation Planning	Policy Packages
003-00-00-00000	Grant	010	0	Non-PICS Psnl Svc / Vacancy Factor	Essential Packages
003-00-00-00000	Grant	021	0	Phase - In	Essential Packages
003-00-00-00000	Grant	022	0	Phase-out Pgm & One-time Costs	Essential Packages
003-00-00-00000	Grant	031	0	Standard Inflation	Essential Packages
003-00-00-00000	Grant	032	0	Above Standard Inflation	Essential Packages
003-00-00-00000	Grant	080	0	May 2016 E-Board	Policy Packages
003-00-00-00000	Grant	101	1	Restore Grants for Local Planning	Policy Packages
003-00-00-00000	Grant	102	2	Planning for Housing Affordability-DLCD/OHCS	Policy Packages

Land Conservation & Development, Dept of

**Policy Package List by Priority
2017-19 Biennium**

Agency Number: 66000

BAM Analyst: Connolly, Cathy

Budget Coordinator: Crook, Doug - (503)934-0022

<i>Priority</i>	<i>Policy Pkg Number</i>	<i>Policy Pkg Description</i>	<i>Summary Cross Reference Number</i>	<i>Cross Reference Description</i>
0	080	May 2016 E-Board	001-00-00-00000 003-00-00-00000	Planning Program Grant
1	101	Restore Grants for Local Planning	003-00-00-00000	Grant
2	102	Planning for Housing Affordability-DLCD/OHC:	001-00-00-00000 003-00-00-00000	Planning Program Grant
3	103	Improving Data and GIS Resources	001-00-00-00000	Planning Program
4	104	Natural Hazards Mitigation Planning	001-00-00-00000	Planning Program
5	105	Coastal Resilience and Mitigation Planning	001-00-00-00000	Planning Program

Land Conservation & Development, Dept of

Agency Number: 66000

**Agency Worksheet - Revenues & Expenditures
2017-19 Biennium
Land Conservation & Development, Dept of**

**Version: V - 01 - Agency Request Budget
Cross Reference Number: 66000-000-00-00-00000**

<i>DESCRIPTION</i>	<i>2013-15 Actuals</i>	<i>2015-17 Leg Adopted Budget</i>	<i>2015-17 Emergency Boards</i>	<i>2015-17 Leg Approved Budget</i>	<i>2017-19 Base Budget</i>	<i>2017-19 Current Service Level</i>
BEGINNING BALANCE						
0025 Beginning Balance						
3400 Other Funds Ltd	175,531	237,012	-	237,012	289,448	289,448
6400 Federal Funds Ltd	51,768	-	-	-	-	-
All Funds	227,299	237,012	-	237,012	289,448	289,448
0030 Beginning Balance Adjustment						
3400 Other Funds Ltd	-	-	-	-	(40,000)	(40,000)
6400 Federal Funds Ltd	(51,768)	-	-	-	-	-
All Funds	(51,768)	-	-	-	(40,000)	(40,000)
TOTAL BEGINNING BALANCE						
3400 Other Funds Ltd	175,531	237,012	-	237,012	249,448	249,448
6400 Federal Funds Ltd	-	-	-	-	-	-
TOTAL BEGINNING BALANCE	\$175,531	\$237,012	-	\$237,012	\$249,448	\$249,448

REVENUE CATEGORIES

GENERAL FUND APPROPRIATION

0050 General Fund Appropriation

8000 General Fund	12,462,786	13,152,774	430,945	13,583,719	13,846,387	13,507,085
-------------------	------------	------------	---------	------------	------------	------------

LICENSES AND FEES

0205 Business Lic and Fees

3400 Other Funds Ltd	-	78,631	-	78,631	78,631	78,631
----------------------	---	--------	---	--------	--------	--------

Land Conservation & Development, Dept of

Agency Number: 66000

**Agency Worksheet - Revenues & Expenditures
2017-19 Biennium
Land Conservation & Development, Dept of**

**Version: V - 01 - Agency Request Budget
Cross Reference Number: 66000-000-00-00-00000**

<i>DESCRIPTION</i>	<i>2013-15 Actuals</i>	<i>2015-17 Leg Adopted Budget</i>	<i>2015-17 Emergency Boards</i>	<i>2015-17 Leg Approved Budget</i>	<i>2017-19 Base Budget</i>	<i>2017-19 Current Service Level</i>
CHARGES FOR SERVICES						
0410 Charges for Services						
3400 Other Funds Ltd	16,352	32,791	-	32,791	21,441	21,441
INTEREST EARNINGS						
0605 Interest Income						
3400 Other Funds Ltd	134	-	-	-	-	-
SALES INCOME						
0705 Sales Income						
3400 Other Funds Ltd	-	12,000	-	12,000	-	-
OTHER						
0975 Other Revenues						
3400 Other Funds Ltd	3,582	-	-	-	12,000	12,000
FEDERAL FUNDS REVENUE						
0995 Federal Funds						
6400 Federal Funds Ltd	5,247,072	6,254,991	137,441	6,392,432	6,629,806	6,629,806
TRANSFERS IN						
1050 Transfer In Other						
3400 Other Funds Ltd	-	-	240,420	240,420	-	-
1248 Tsfr From Military Dept, Or						
3400 Other Funds Ltd	187,653	-	-	-	-	-

Land Conservation & Development, Dept of

Agency Number: 66000

**Agency Worksheet - Revenues & Expenditures
2017-19 Biennium**

**Version: V - 01 - Agency Request Budget
Cross Reference Number: 66000-000-00-00-00000**

Land Conservation & Development, Dept of

<i>DESCRIPTION</i>	<i>2013-15 Actuals</i>	<i>2015-17 Leg Adopted Budget</i>	<i>2015-17 Emergency Boards</i>	<i>2015-17 Leg Approved Budget</i>	<i>2017-19 Base Budget</i>	<i>2017-19 Current Service Level</i>
1730 Tsfr From Transportation, Dept						
3400 Other Funds Ltd	377,677	414,013	-	414,013	489,349	489,349
TOTAL TRANSFERS IN						
3400 Other Funds Ltd	565,330	414,013	240,420	654,433	489,349	489,349
TOTAL TRANSFERS IN	\$565,330	\$414,013	\$240,420	\$654,433	\$489,349	\$489,349
REVENUES						
8000 General Fund	12,462,786	13,152,774	430,945	13,583,719	13,846,387	13,507,085
3400 Other Funds Ltd	585,398	537,435	240,420	777,855	601,421	601,421
6400 Federal Funds Ltd	5,247,072	6,254,991	137,441	6,392,432	6,629,806	6,629,806
TOTAL REVENUES	\$18,295,256	\$19,945,200	\$808,806	\$20,754,006	\$21,077,614	\$20,738,312
AVAILABLE REVENUES						
8000 General Fund	12,462,786	13,152,774	430,945	13,583,719	13,846,387	13,507,085
3400 Other Funds Ltd	760,929	774,447	240,420	1,014,867	850,869	850,869
6400 Federal Funds Ltd	5,247,072	6,254,991	137,441	6,392,432	6,629,806	6,629,806
TOTAL AVAILABLE REVENUES	\$18,470,787	\$20,182,212	\$808,806	\$20,991,018	\$21,327,062	\$20,987,760
EXPENDITURES						
PERSONAL SERVICES						
SALARIES & WAGES						
3110 Class/Unclass Sal. and Per Diem						
8000 General Fund	5,182,851	5,728,489	221,554	5,950,043	5,989,002	5,989,002

DESCRIPTION	2013-15 Actuals	2015-17 Leg Adopted Budget	2015-17 Emergency Boards	2015-17 Leg Approved Budget	2017-19 Base Budget	2017-19 Current Service Level
3400 Other Funds Ltd	348,558	272,258	85,708	357,966	319,208	319,208
6400 Federal Funds Ltd	2,446,678	2,490,125	97,204	2,587,329	2,631,302	2,631,302
All Funds	7,978,087	8,490,872	404,466	8,895,338	8,939,512	8,939,512
3160 Temporary Appointments						
8000 General Fund	39,440	41,314	-	41,314	41,314	42,843
6400 Federal Funds Ltd	1,195	25,036	-	25,036	25,036	25,962
All Funds	40,635	66,350	-	66,350	66,350	68,805
3170 Overtime Payments						
8000 General Fund	5	26,683	-	26,683	26,683	27,670
6400 Federal Funds Ltd	-	15,387	-	15,387	15,387	15,956
All Funds	5	42,070	-	42,070	42,070	43,626
3190 All Other Differential						
8000 General Fund	3,688	9,705	-	9,705	9,705	10,064
3400 Other Funds Ltd	826	-	-	-	-	-
6400 Federal Funds Ltd	412	-	-	-	-	-
All Funds	4,926	9,705	-	9,705	9,705	10,064
TOTAL SALARIES & WAGES						
8000 General Fund	5,225,984	5,806,191	221,554	6,027,745	6,066,704	6,069,579
3400 Other Funds Ltd	349,384	272,258	85,708	357,966	319,208	319,208
6400 Federal Funds Ltd	2,448,285	2,530,548	97,204	2,627,752	2,671,725	2,673,220

DESCRIPTION	2013-15 Actuals	2015-17 Leg Adopted Budget	2015-17 Emergency Boards	2015-17 Leg Approved Budget	2017-19 Base Budget	2017-19 Current Service Level
TOTAL SALARIES & WAGES	\$8,023,653	\$8,608,997	\$404,466	\$9,013,463	\$9,057,637	\$9,062,007
OTHER PAYROLL EXPENSES						
3210 Empl. Rel. Bd. Assessments						
8000 General Fund	1,267	1,684	-	1,684	2,075	2,075
3400 Other Funds Ltd	113	87	44	131	114	114
6400 Federal Funds Ltd	613	737	-	737	946	946
All Funds	1,993	2,508	44	2,552	3,135	3,135
3220 Public Employees' Retire Cont						
8000 General Fund	755,948	903,908	34,984	938,892	1,142,546	1,142,804
3400 Other Funds Ltd	44,838	42,990	13,533	56,523	60,937	60,937
6400 Federal Funds Ltd	367,597	395,622	15,348	410,970	505,254	505,363
All Funds	1,168,383	1,342,520	63,865	1,406,385	1,708,737	1,709,104
3221 Pension Obligation Bond						
8000 General Fund	333,194	338,943	267	339,210	339,210	349,777
3400 Other Funds Ltd	20,876	18,695	(2,675)	16,020	16,020	18,526
6400 Federal Funds Ltd	160,245	155,066	(7,639)	147,427	147,427	153,640
All Funds	514,315	512,704	(10,047)	502,657	502,657	521,943
3230 Social Security Taxes						
8000 General Fund	393,840	443,194	16,949	460,143	462,669	462,889
3400 Other Funds Ltd	26,227	20,829	6,556	27,385	24,420	24,420

DESCRIPTION	2013-15 Actuals	2015-17 Leg Adopted Budget	2015-17 Emergency Boards	2015-17 Leg Approved Budget	2017-19 Base Budget	2017-19 Current Service Level
6400 Federal Funds Ltd	184,895	193,585	7,436	201,021	204,387	204,502
All Funds	604,962	657,608	30,941	688,549	691,476	691,811
3240 Unemployment Assessments						
8000 General Fund	-	46,631	-	46,631	46,631	48,355
3250 Worker's Comp. Assess. (WCD)						
8000 General Fund	2,268	2,643	-	2,643	2,574	2,574
3400 Other Funds Ltd	171	138	69	207	138	138
6400 Federal Funds Ltd	1,025	1,152	-	1,152	1,152	1,152
All Funds	3,464	3,933	69	4,002	3,864	3,864
3260 Mass Transit Tax						
8000 General Fund	30,971	34,129	-	34,129	34,129	36,417
3400 Other Funds Ltd	179	1,813	409	2,222	2,222	-
All Funds	31,150	35,942	409	36,351	36,351	36,417
3270 Flexible Benefits						
8000 General Fund	1,069,886	1,171,204	57,191	1,228,395	1,245,602	1,245,602
3400 Other Funds Ltd	77,392	60,444	35,883	96,327	66,006	66,006
6400 Federal Funds Ltd	535,006	508,448	25,092	533,540	555,208	555,208
All Funds	1,682,284	1,740,096	118,166	1,858,262	1,866,816	1,866,816
TOTAL OTHER PAYROLL EXPENSES						
8000 General Fund	2,587,374	2,942,336	109,391	3,051,727	3,275,436	3,290,493

DESCRIPTION	2013-15 Actuals	2015-17 Leg Adopted Budget	2015-17 Emergency Boards	2015-17 Leg Approved Budget	2017-19 Base Budget	2017-19 Current Service Level
3400 Other Funds Ltd	169,796	144,996	53,819	198,815	169,857	170,141
6400 Federal Funds Ltd	1,249,381	1,254,610	40,237	1,294,847	1,414,374	1,420,811
TOTAL OTHER PAYROLL EXPENSES	\$4,006,551	\$4,341,942	\$203,447	\$4,545,389	\$4,859,667	\$4,881,445
P.S. BUDGET ADJUSTMENTS						
3455 Vacancy Savings						
8000 General Fund	-	(18,239)	-	(18,239)	(18,239)	(11,300)
3400 Other Funds Ltd	-	(1,350)	-	(1,350)	(1,350)	-
6400 Federal Funds Ltd	-	(8,187)	-	(8,187)	(8,187)	(67,778)
All Funds	-	(27,776)	-	(27,776)	(27,776)	(79,078)
3465 Reconciliation Adjustment						
3400 Other Funds Ltd	-	-	97,893	97,893	-	-
TOTAL P.S. BUDGET ADJUSTMENTS						
8000 General Fund	-	(18,239)	-	(18,239)	(18,239)	(11,300)
3400 Other Funds Ltd	-	(1,350)	97,893	96,543	(1,350)	-
6400 Federal Funds Ltd	-	(8,187)	-	(8,187)	(8,187)	(67,778)
TOTAL P.S. BUDGET ADJUSTMENTS	-	(\$27,776)	\$97,893	\$70,117	(\$27,776)	(\$79,078)
TOTAL PERSONAL SERVICES						
8000 General Fund	7,813,358	8,730,288	330,945	9,061,233	9,323,901	9,348,772
3400 Other Funds Ltd	519,180	415,904	237,420	653,324	487,715	489,349
6400 Federal Funds Ltd	3,697,666	3,776,971	137,441	3,914,412	4,077,912	4,026,253

DESCRIPTION	2013-15 Actuals	2015-17 Leg Adopted Budget	2015-17 Emergency Boards	2015-17 Leg Approved Budget	2017-19 Base Budget	2017-19 Current Service Level
TOTAL PERSONAL SERVICES	\$12,030,204	\$12,923,163	\$705,806	\$13,628,969	\$13,889,528	\$13,864,374
SERVICES & SUPPLIES						
4100 Instate Travel						
8000 General Fund	155,509	153,543	-	153,543	153,543	154,840
3400 Other Funds Ltd	286	-	3,000	3,000	3,000	-
6400 Federal Funds Ltd	77,914	95,497	-	95,497	95,497	99,031
All Funds	233,709	249,040	3,000	252,040	252,040	253,871
4125 Out of State Travel						
8000 General Fund	10,926	4,176	-	4,176	4,176	4,331
3400 Other Funds Ltd	1,009	-	-	-	-	-
6400 Federal Funds Ltd	33,321	14,920	-	14,920	14,920	15,471
All Funds	45,256	19,096	-	19,096	19,096	19,802
4150 Employee Training						
8000 General Fund	87,657	62,593	-	62,593	60,269	62,071
6400 Federal Funds Ltd	14,941	38,094	-	38,094	37,073	38,445
All Funds	102,598	100,687	-	100,687	97,342	100,516
4175 Office Expenses						
8000 General Fund	44,161	127,917	-	127,917	119,917	122,833
3400 Other Funds Ltd	4	-	-	-	-	-
6400 Federal Funds Ltd	15,945	94,341	-	94,341	94,341	97,832

Land Conservation & Development, Dept of

Agency Number: 66000

**Agency Worksheet - Revenues & Expenditures
2017-19 Biennium**

**Version: V - 01 - Agency Request Budget
Cross Reference Number: 66000-000-00-00-00000**

Land Conservation & Development, Dept of

DESCRIPTION	2013-15 Actuals	2015-17 Leg Adopted Budget	2015-17 Emergency Boards	2015-17 Leg Approved Budget	2017-19 Base Budget	2017-19 Current Service Level
All Funds	60,110	222,258	-	222,258	214,258	220,665
4200 Telecommunications						
8000 General Fund	88,487	109,710	-	109,710	109,710	110,922
3400 Other Funds Ltd	396	-	-	-	-	-
6400 Federal Funds Ltd	45,578	25,037	-	25,037	25,037	25,964
All Funds	134,461	134,747	-	134,747	134,747	136,886
4225 State Gov. Service Charges						
8000 General Fund	146,929	222,075	-	222,075	276,866	332,404
6400 Federal Funds Ltd	53,145	98,776	-	98,776	122,844	146,402
All Funds	200,074	320,851	-	320,851	399,710	478,806
4250 Data Processing						
8000 General Fund	3,855	50,881	-	50,881	24,571	9,257
6400 Federal Funds Ltd	1,636	25,837	-	25,837	8,745	9,069
All Funds	5,491	76,718	-	76,718	33,316	18,326
4275 Publicity and Publications						
8000 General Fund	50	12,491	-	12,491	12,491	12,768
3400 Other Funds Ltd	-	88	-	88	88	91
6400 Federal Funds Ltd	2,127	2,240	-	2,240	2,240	2,323
All Funds	2,177	14,819	-	14,819	14,819	15,182
4300 Professional Services						

DESCRIPTION	2013-15 Actuals	2015-17 Leg Adopted Budget	2015-17 Emergency Boards	2015-17 Leg Approved Budget	2017-19 Base Budget	2017-19 Current Service Level
8000 General Fund	870,517	329,341	100,000	429,341	429,341	132,666
3400 Other Funds Ltd	40,938	46,754	-	46,754	46,754	48,671
6400 Federal Funds Ltd	305,910	462,508	-	462,508	462,508	481,471
All Funds	1,217,365	838,603	100,000	938,603	938,603	662,808
4315 IT Professional Services						
8000 General Fund	2,202	82,566	-	82,566	82,566	6,315
6400 Federal Funds Ltd	803	276,535	-	276,535	276,535	287,873
All Funds	3,005	359,101	-	359,101	359,101	294,188
4325 Attorney General						
8000 General Fund	659,032	733,709	-	733,709	733,709	795,125
3400 Other Funds Ltd	-	4	-	4	4	5
6400 Federal Funds Ltd	36,617	55,100	-	55,100	55,100	62,340
All Funds	695,649	788,813	-	788,813	788,813	857,470
4375 Employee Recruitment and Develop						
8000 General Fund	5,425	16,312	-	16,312	15,418	15,988
6400 Federal Funds Ltd	-	3,750	-	3,750	3,357	3,481
All Funds	5,425	20,062	-	20,062	18,775	19,469
4400 Dues and Subscriptions						
8000 General Fund	3,129	194	-	194	194	201
6400 Federal Funds Ltd	1,281	157	-	157	157	163

Land Conservation & Development, Dept of

Agency Number: 66000

**Agency Worksheet - Revenues & Expenditures
2017-19 Biennium
Land Conservation & Development, Dept of**

**Version: V - 01 - Agency Request Budget
Cross Reference Number: 66000-000-00-00-00000**

DESCRIPTION	2013-15 Actuals	2015-17 Leg Adopted Budget	2015-17 Emergency Boards	2015-17 Leg Approved Budget	2017-19 Base Budget	2017-19 Current Service Level
All Funds	4,410	351	-	351	351	364
4425 Facilities Rental and Taxes						
8000 General Fund	516,088	643,707	-	643,707	643,707	676,411
3400 Other Funds Ltd	-	21,433	-	21,433	21,433	22,912
6400 Federal Funds Ltd	172,587	208,540	-	208,540	208,540	222,930
All Funds	688,675	873,680	-	873,680	873,680	922,253
4450 Fuels and Utilities						
8000 General Fund	-	959	-	959	-	-
6400 Federal Funds Ltd	-	1,717	-	1,717	-	-
All Funds	-	2,676	-	2,676	-	-
4475 Facilities Maintenance						
8000 General Fund	-	1,197	-	1,197	2,156	2,236
6400 Federal Funds Ltd	-	1,469	-	1,469	3,186	3,304
All Funds	-	2,666	-	2,666	5,342	5,540
4575 Agency Program Related S and S						
8000 General Fund	9,450	-	-	-	9,570	9,925
6400 Federal Funds Ltd	9,858	-	-	-	-	-
All Funds	19,308	-	-	-	9,570	9,925
4650 Other Services and Supplies						
8000 General Fund	26,527	36,710	-	36,710	22,477	23,309

Land Conservation & Development, Dept of

Agency Number: 66000

**Agency Worksheet - Revenues & Expenditures
2017-19 Biennium**

**Version: V - 01 - Agency Request Budget
Cross Reference Number: 66000-000-00-00-00000**

Land Conservation & Development, Dept of

DESCRIPTION	2013-15 Actuals	2015-17 Leg Adopted Budget	2015-17 Emergency Boards	2015-17 Leg Approved Budget	2017-19 Base Budget	2017-19 Current Service Level
3400 Other Funds Ltd	53	816	-	816	816	846
6400 Federal Funds Ltd	11,183	7,456	-	7,456	1,894	1,964
All Funds	37,763	44,982	-	44,982	25,187	26,119
4700 Expendable Prop 250 - 5000						
8000 General Fund	5,951	7,399	-	7,399	7,399	7,673
6400 Federal Funds Ltd	799	1,965	-	1,965	1,965	2,038
All Funds	6,750	9,364	-	9,364	9,364	9,711
4715 IT Expendable Property						
8000 General Fund	138,789	96,042	-	96,042	83,442	85,208
6400 Federal Funds Ltd	41,526	34,489	-	34,489	34,489	35,765
All Funds	180,315	130,531	-	130,531	117,931	120,973
TOTAL SERVICES & SUPPLIES						
8000 General Fund	2,774,684	2,691,522	100,000	2,791,522	2,791,522	2,564,483
3400 Other Funds Ltd	42,686	69,095	3,000	72,095	72,095	72,525
6400 Federal Funds Ltd	825,171	1,448,428	-	1,448,428	1,448,428	1,535,866
TOTAL SERVICES & SUPPLIES	\$3,642,541	\$4,209,045	\$103,000	\$4,312,045	\$4,312,045	\$4,172,874

CAPITAL OUTLAY

5150 Telecommunications Equipment

8000 General Fund	4,593	-	-	-	-	-
6400 Federal Funds Ltd	982	-	-	-	-	-

DESCRIPTION	2013-15 Actuals	2015-17 Leg Adopted Budget	2015-17 Emergency Boards	2015-17 Leg Approved Budget	2017-19 Base Budget	2017-19 Current Service Level
All Funds	5,575	-	-	-	-	-
5550 Data Processing Software						
8000 General Fund	7,000	-	-	-	-	-
5600 Data Processing Hardware						
8000 General Fund	13,138	-	-	-	-	-
6400 Federal Funds Ltd	4,049	-	-	-	-	-
All Funds	17,187	-	-	-	-	-
TOTAL CAPITAL OUTLAY						
8000 General Fund	24,731	-	-	-	-	-
6400 Federal Funds Ltd	5,031	-	-	-	-	-
TOTAL CAPITAL OUTLAY	\$29,762	-	-	-	-	-
SPECIAL PAYMENTS						
6015 Dist to Cities						
8000 General Fund	434,000	579,130	-	579,130	579,130	600,557
6400 Federal Funds Ltd	353,483	407,304	-	407,304	407,304	422,374
All Funds	787,483	986,434	-	986,434	986,434	1,022,931
6020 Dist to Counties						
8000 General Fund	370,000	369,116	-	369,116	369,116	181,595
6400 Federal Funds Ltd	284,222	440,796	-	440,796	440,796	457,105
All Funds	654,222	809,912	-	809,912	809,912	638,700

Land Conservation & Development, Dept of

Agency Number: 66000

**Agency Worksheet - Revenues & Expenditures
2017-19 Biennium**

**Version: V - 01 - Agency Request Budget
Cross Reference Number: 66000-000-00-00-00000**

Land Conservation & Development, Dept of

DESCRIPTION	2013-15 Actuals	2015-17 Leg Adopted Budget	2015-17 Emergency Boards	2015-17 Leg Approved Budget	2017-19 Base Budget	2017-19 Current Service Level
6025 Dist to Other Gov Unit						
8000 General Fund	680,196	625,711	-	625,711	625,711	648,862
6400 Federal Funds Ltd	81,499	169,882	-	169,882	169,882	176,168
All Funds	761,695	795,593	-	795,593	795,593	825,030
6030 Dist to Non-Gov Units						
8000 General Fund	20,000	-	-	-	-	-
6035 Dist to Individuals						
8000 General Fund	564	11,049	-	11,049	11,049	11,458
6085 Other Special Payments						
8000 General Fund	80,803	145,958	-	145,958	145,958	151,358
6400 Federal Funds Ltd	-	11,610	-	11,610	11,610	12,040
All Funds	80,803	157,568	-	157,568	157,568	163,398
TOTAL SPECIAL PAYMENTS						
8000 General Fund	1,585,563	1,730,964	-	1,730,964	1,730,964	1,593,830
6400 Federal Funds Ltd	719,204	1,029,592	-	1,029,592	1,029,592	1,067,687
TOTAL SPECIAL PAYMENTS	\$2,304,767	\$2,760,556	-	\$2,760,556	\$2,760,556	\$2,661,517

EXPENDITURES

8000 General Fund	12,198,336	13,152,774	430,945	13,583,719	13,846,387	13,507,085
3400 Other Funds Ltd	561,866	484,999	240,420	725,419	559,810	561,874
6400 Federal Funds Ltd	5,247,072	6,254,991	137,441	6,392,432	6,555,932	6,629,806

07/27/16
2:28 PM

Land Conservation & Development, Dept of

Agency Number: 66000

**Agency Worksheet - Revenues & Expenditures
2017-19 Biennium**

**Version: V - 01 - Agency Request Budget
Cross Reference Number: 66000-000-00-00-00000**

Land Conservation & Development, Dept of

DESCRIPTION	2013-15 Actuals	2015-17 Leg Adopted Budget	2015-17 Emergency Boards	2015-17 Leg Approved Budget	2017-19 Base Budget	2017-19 Current Service Level
TOTAL EXPENDITURES	\$18,007,274	\$19,892,764	\$808,806	\$20,701,570	\$20,962,129	\$20,698,765
REVERSIONS						
9900 Reversions						
8000 General Fund	(264,450)	-	-	-	-	-
ENDING BALANCE						
8000 General Fund	-	-	-	-	-	-
3400 Other Funds Ltd	199,063	289,448	-	289,448	291,059	288,995
6400 Federal Funds Ltd	-	-	-	-	73,874	-
TOTAL ENDING BALANCE	\$199,063	\$289,448	-	\$289,448	\$364,933	\$288,995
AUTHORIZED POSITIONS						
8150 Class/Unclass Positions	61	57	1	58	56	56
AUTHORIZED FTE POSITIONS						
8250 Class/Unclass FTE Positions	57.55	55.90	0.67	56.57	54.90	54.90

Land Conservation & Development, Dept of

Agency Number: 66000

**Agency Worksheet - Revenues & Expenditures
2017-19 Biennium
Planning Program**

**Version: V - 01 - Agency Request Budget
Cross Reference Number: 66000-001-00-00-00000**

<i>DESCRIPTION</i>	<i>2013-15 Actuals</i>	<i>2015-17 Leg Adopted Budget</i>	<i>2015-17 Emergency Boards</i>	<i>2015-17 Leg Approved Budget</i>	<i>2017-19 Base Budget</i>	<i>2017-19 Current Service Level</i>
BEGINNING BALANCE						
0025 Beginning Balance						
3400 Other Funds Ltd	175,531	237,012	-	237,012	289,448	289,448
6400 Federal Funds Ltd	51,768	-	-	-	-	-
All Funds	227,299	237,012	-	237,012	289,448	289,448
0030 Beginning Balance Adjustment						
3400 Other Funds Ltd	-	-	-	-	(40,000)	(40,000)
6400 Federal Funds Ltd	(51,768)	-	-	-	-	-
All Funds	(51,768)	-	-	-	(40,000)	(40,000)
TOTAL BEGINNING BALANCE						
3400 Other Funds Ltd	175,531	237,012	-	237,012	249,448	249,448
6400 Federal Funds Ltd	-	-	-	-	-	-
TOTAL BEGINNING BALANCE	\$175,531	\$237,012	-	\$237,012	\$249,448	\$249,448

REVENUE CATEGORIES

GENERAL FUND APPROPRIATION

0050 General Fund Appropriation

8000 General Fund 10,900,151 11,625,659 430,945 12,056,604 12,319,272 11,923,468

LICENSES AND FEES

0205 Business Lic and Fees

3400 Other Funds Ltd - 78,631 - 78,631 78,631 78,631

DESCRIPTION	2013-15 Actuals	2015-17 Leg Adopted Budget	2015-17 Emergency Boards	2015-17 Leg Approved Budget	2017-19 Base Budget	2017-19 Current Service Level
CHARGES FOR SERVICES						
0410 Charges for Services						
3400 Other Funds Ltd	16,352	32,791	-	32,791	21,441	21,441
INTEREST EARNINGS						
0605 Interest Income						
3400 Other Funds Ltd	134	-	-	-	-	-
SALES INCOME						
0705 Sales Income						
3400 Other Funds Ltd	-	12,000	-	12,000	-	-
OTHER						
0975 Other Revenues						
3400 Other Funds Ltd	3,582	-	-	-	12,000	12,000
FEDERAL FUNDS REVENUE						
0995 Federal Funds						
6400 Federal Funds Ltd	5,247,072	6,254,991	137,441	6,392,432	6,629,806	6,629,806
TRANSFERS IN						
1050 Transfer In Other						
3400 Other Funds Ltd	-	-	240,420	240,420	-	-
1248 Tsfr From Military Dept, Or						
3400 Other Funds Ltd	187,653	-	-	-	-	-

Agency Worksheet - Revenues & Expenditures
 2017-19 Biennium
 Planning Program

Version: V - 01 - Agency Request Budget
 Cross Reference Number: 66000-001-00-00-00000

DESCRIPTION	2013-15 Actuals	2015-17 Leg Adopted Budget	2015-17 Emergency Boards	2015-17 Leg Approved Budget	2017-19 Base Budget	2017-19 Current Service Level
1730 Tsfr From Transportation, Dept						
3400 Other Funds Ltd	377,677	414,013	-	414,013	489,349	489,349
TOTAL TRANSFERS IN						
3400 Other Funds Ltd	565,330	414,013	240,420	654,433	489,349	489,349
TOTAL TRANSFERS IN	\$565,330	\$414,013	\$240,420	\$654,433	\$489,349	\$489,349
REVENUES						
8000 General Fund	10,900,151	11,625,659	430,945	12,056,604	12,319,272	11,923,468
3400 Other Funds Ltd	585,398	537,435	240,420	777,855	601,421	601,421
6400 Federal Funds Ltd	5,247,072	6,254,991	137,441	6,392,432	6,629,806	6,629,806
TOTAL REVENUES	\$16,732,621	\$18,418,085	\$808,806	\$19,226,891	\$19,550,499	\$19,154,695
AVAILABLE REVENUES						
8000 General Fund	10,900,151	11,625,659	430,945	12,056,604	12,319,272	11,923,468
3400 Other Funds Ltd	760,929	774,447	240,420	1,014,867	850,869	850,869
6400 Federal Funds Ltd	5,247,072	6,254,991	137,441	6,392,432	6,629,806	6,629,806
TOTAL AVAILABLE REVENUES	\$16,908,152	\$18,655,097	\$808,806	\$19,463,903	\$19,799,947	\$19,404,143
EXPENDITURES						
PERSONAL SERVICES						
SALARIES & WAGES						
3110 Class/Unclass Sal. and Per Diem						
8000 General Fund	5,182,851	5,728,489	221,554	5,950,043	5,989,002	5,989,002

Agency Worksheet - Revenues & Expenditures
 2017-19 Biennium
 Planning Program

Version: V - 01 - Agency Request Budget
 Cross Reference Number: 66000-001-00-00-00000

DESCRIPTION	2013-15 Actuals	2015-17 Leg Adopted Budget	2015-17 Emergency Boards	2015-17 Leg Approved Budget	2017-19 Base Budget	2017-19 Current Service Level
3400 Other Funds Ltd	348,558	272,258	85,708	357,966	319,208	319,208
6400 Federal Funds Ltd	2,446,678	2,490,125	97,204	2,587,329	2,631,302	2,631,302
All Funds	7,978,087	8,490,872	404,466	8,895,338	8,939,512	8,939,512
3160 Temporary Appointments						
8000 General Fund	39,440	41,314	-	41,314	41,314	42,843
6400 Federal Funds Ltd	1,195	25,036	-	25,036	25,036	25,962
All Funds	40,635	66,350	-	66,350	66,350	68,805
3170 Overtime Payments						
8000 General Fund	5	26,683	-	26,683	26,683	27,670
6400 Federal Funds Ltd	-	15,387	-	15,387	15,387	15,956
All Funds	5	42,070	-	42,070	42,070	43,626
3190 All Other Differential						
8000 General Fund	3,688	9,705	-	9,705	9,705	10,064
3400 Other Funds Ltd	826	-	-	-	-	-
6400 Federal Funds Ltd	412	-	-	-	-	-
All Funds	4,926	9,705	-	9,705	9,705	10,064
TOTAL SALARIES & WAGES						
8000 General Fund	5,225,984	5,806,191	221,554	6,027,745	6,066,704	6,069,579
3400 Other Funds Ltd	349,384	272,258	85,708	357,966	319,208	319,208
6400 Federal Funds Ltd	2,448,285	2,530,548	97,204	2,627,752	2,671,725	2,673,220

DESCRIPTION	2013-15 Actuals	2015-17 Leg Adopted Budget	2015-17 Emergency Boards	2015-17 Leg Approved Budget	2017-19 Base Budget	2017-19 Current Service Level
TOTAL SALARIES & WAGES	\$8,023,653	\$8,608,997	\$404,466	\$9,013,463	\$9,057,637	\$9,062,007
OTHER PAYROLL EXPENSES						
3210 Empl. Rel. Bd. Assessments						
8000 General Fund	1,267	1,684	-	1,684	2,075	2,075
3400 Other Funds Ltd	113	87	44	131	114	114
6400 Federal Funds Ltd	613	737	-	737	946	946
All Funds	1,993	2,508	44	2,552	3,135	3,135
3220 Public Employees' Retire Cont						
8000 General Fund	755,948	903,908	34,984	938,892	1,142,546	1,142,804
3400 Other Funds Ltd	44,838	42,990	13,533	56,523	60,937	60,937
6400 Federal Funds Ltd	367,597	395,622	15,348	410,970	505,254	505,363
All Funds	1,168,383	1,342,520	63,865	1,406,385	1,708,737	1,709,104
3221 Pension Obligation Bond						
8000 General Fund	333,194	338,943	267	339,210	339,210	349,777
3400 Other Funds Ltd	20,876	18,695	(2,675)	16,020	16,020	18,526
6400 Federal Funds Ltd	160,245	155,066	(7,639)	147,427	147,427	153,640
All Funds	514,315	512,704	(10,047)	502,657	502,657	521,943
3230 Social Security Taxes						
8000 General Fund	393,840	443,194	16,949	460,143	462,669	462,889
3400 Other Funds Ltd	26,227	20,829	6,556	27,385	24,420	24,420

Agency Worksheet - Revenues & Expenditures
 2017-19 Biennium
 Planning Program

Version: V - 01 - Agency Request Budget
 Cross Reference Number: 66000-001-00-00-00000

DESCRIPTION	2013-15 Actuals	2015-17 Leg Adopted Budget	2015-17 Emergency Boards	2015-17 Leg Approved Budget	2017-19 Base Budget	2017-19 Current Service Level
6400 Federal Funds Ltd	184,895	193,585	7,436	201,021	204,387	204,502
All Funds	604,962	657,608	30,941	688,549	691,476	691,811
3240 Unemployment Assessments						
8000 General Fund	-	46,631	-	46,631	46,631	48,355
3250 Worker's Comp. Assess. (WCD)						
8000 General Fund	2,268	2,643	-	2,643	2,574	2,574
3400 Other Funds Ltd	171	138	69	207	138	138
6400 Federal Funds Ltd	1,025	1,152	-	1,152	1,152	1,152
All Funds	3,464	3,933	69	4,002	3,864	3,864
3260 Mass Transit Tax						
8000 General Fund	30,971	34,129	-	34,129	34,129	36,417
3400 Other Funds Ltd	179	1,813	409	2,222	2,222	-
All Funds	31,150	35,942	409	36,351	36,351	36,417
3270 Flexible Benefits						
8000 General Fund	1,069,886	1,171,204	57,191	1,228,395	1,245,602	1,245,602
3400 Other Funds Ltd	77,392	60,444	35,883	96,327	66,006	66,006
6400 Federal Funds Ltd	535,006	508,448	25,092	533,540	555,208	555,208
All Funds	1,682,284	1,740,096	118,166	1,858,262	1,866,816	1,866,816
TOTAL OTHER PAYROLL EXPENSES						
8000 General Fund	2,587,374	2,942,336	109,391	3,051,727	3,275,436	3,290,493

Agency Worksheet - Revenues & Expenditures
2017-19 Biennium
Planning Program

Version: V - 01 - Agency Request Budget
Cross Reference Number: 66000-001-00-00-00000

DESCRIPTION	2013-15 Actuals	2015-17 Leg Adopted Budget	2015-17 Emergency Boards	2015-17 Leg Approved Budget	2017-19 Base Budget	2017-19 Current Service Level
3400 Other Funds Ltd	169,796	144,996	53,819	198,815	169,857	170,141
6400 Federal Funds Ltd	1,249,381	1,254,610	40,237	1,294,847	1,414,374	1,420,811
TOTAL OTHER PAYROLL EXPENSES	\$4,006,551	\$4,341,942	\$203,447	\$4,545,389	\$4,859,667	\$4,881,445
P.S. BUDGET ADJUSTMENTS						
3455 Vacancy Savings						
8000 General Fund	-	(18,239)	-	(18,239)	(18,239)	(11,300)
3400 Other Funds Ltd	-	(1,350)	-	(1,350)	(1,350)	-
6400 Federal Funds Ltd	-	(8,187)	-	(8,187)	(8,187)	(67,778)
All Funds	-	(27,776)	-	(27,776)	(27,776)	(79,078)
3465 Reconciliation Adjustment						
3400 Other Funds Ltd	-	-	97,893	97,893	-	-
TOTAL P.S. BUDGET ADJUSTMENTS						
8000 General Fund	-	(18,239)	-	(18,239)	(18,239)	(11,300)
3400 Other Funds Ltd	-	(1,350)	97,893	96,543	(1,350)	-
6400 Federal Funds Ltd	-	(8,187)	-	(8,187)	(8,187)	(67,778)
TOTAL P.S. BUDGET ADJUSTMENTS	-	(\$27,776)	\$97,893	\$70,117	(\$27,776)	(\$79,078)
TOTAL PERSONAL SERVICES						
8000 General Fund	7,813,358	8,730,288	330,945	9,061,233	9,323,901	9,348,772
3400 Other Funds Ltd	519,180	415,904	237,420	653,324	487,715	489,349
6400 Federal Funds Ltd	3,697,666	3,776,971	137,441	3,914,412	4,077,912	4,026,253

DESCRIPTION	2013-15 Actuals	2015-17 Leg Adopted Budget	2015-17 Emergency Boards	2015-17 Leg Approved Budget	2017-19 Base Budget	2017-19 Current Service Level
TOTAL PERSONAL SERVICES	\$12,030,204	\$12,923,163	\$705,806	\$13,628,969	\$13,889,528	\$13,864,374
SERVICES & SUPPLIES						
4100 Instate Travel						
8000 General Fund	155,509	153,543	-	153,543	153,543	154,840
3400 Other Funds Ltd	286	-	3,000	3,000	3,000	-
6400 Federal Funds Ltd	77,914	95,497	-	95,497	95,497	99,031
All Funds	233,709	249,040	3,000	252,040	252,040	253,871
4125 Out of State Travel						
8000 General Fund	10,926	4,176	-	4,176	4,176	4,331
3400 Other Funds Ltd	1,009	-	-	-	-	-
6400 Federal Funds Ltd	33,321	14,920	-	14,920	14,920	15,471
All Funds	45,256	19,096	-	19,096	19,096	19,802
4150 Employee Training						
8000 General Fund	87,657	62,593	-	62,593	60,269	62,071
6400 Federal Funds Ltd	14,941	38,094	-	38,094	37,073	38,445
All Funds	102,598	100,687	-	100,687	97,342	100,516
4175 Office Expenses						
8000 General Fund	44,161	127,917	-	127,917	119,917	122,833
3400 Other Funds Ltd	4	-	-	-	-	-
6400 Federal Funds Ltd	15,945	94,341	-	94,341	94,341	97,832

DESCRIPTION	2013-15 Actuals	2015-17 Leg Adopted Budget	2015-17 Emergency Boards	2015-17 Leg Approved Budget	2017-19 Base Budget	2017-19 Current Service Level
All Funds	60,110	222,258	-	222,258	214,258	220,665
4200 Telecommunications						
8000 General Fund	88,487	109,710	-	109,710	109,710	110,922
3400 Other Funds Ltd	396	-	-	-	-	-
6400 Federal Funds Ltd	45,578	25,037	-	25,037	25,037	25,964
All Funds	134,461	134,747	-	134,747	134,747	136,886
4225 State Gov. Service Charges						
8000 General Fund	146,929	222,075	-	222,075	276,866	332,404
6400 Federal Funds Ltd	53,145	98,776	-	98,776	122,844	146,402
All Funds	200,074	320,851	-	320,851	399,710	478,806
4250 Data Processing						
8000 General Fund	3,855	50,881	-	50,881	24,571	9,257
6400 Federal Funds Ltd	1,636	25,837	-	25,837	8,745	9,069
All Funds	5,491	76,718	-	76,718	33,316	18,326
4275 Publicity and Publications						
8000 General Fund	50	12,491	-	12,491	12,491	12,768
3400 Other Funds Ltd	-	88	-	88	88	91
6400 Federal Funds Ltd	2,127	2,240	-	2,240	2,240	2,323
All Funds	2,177	14,819	-	14,819	14,819	15,182
4300 Professional Services						

Agency Worksheet - Revenues & Expenditures
2017-19 Biennium
Planning Program

Version: V - 01 - Agency Request Budget
Cross Reference Number: 66000-001-00-00-00000

DESCRIPTION	2013-15 Actuals	2015-17 Leg Adopted Budget	2015-17 Emergency Boards	2015-17 Leg Approved Budget	2017-19 Base Budget	2017-19 Current Service Level
8000 General Fund	870,517	329,341	100,000	429,341	429,341	132,666
3400 Other Funds Ltd	40,938	46,754	-	46,754	46,754	48,671
6400 Federal Funds Ltd	305,910	462,508	-	462,508	462,508	481,471
All Funds	1,217,365	838,603	100,000	938,603	938,603	662,808
4315 IT Professional Services						
8000 General Fund	2,202	82,566	-	82,566	82,566	6,315
6400 Federal Funds Ltd	803	276,535	-	276,535	276,535	287,873
All Funds	3,005	359,101	-	359,101	359,101	294,188
4325 Attorney General						
8000 General Fund	659,032	733,709	-	733,709	733,709	795,125
3400 Other Funds Ltd	-	4	-	4	4	5
6400 Federal Funds Ltd	36,617	55,100	-	55,100	55,100	62,340
All Funds	695,649	788,813	-	788,813	788,813	857,470
4375 Employee Recruitment and Develop						
8000 General Fund	5,425	16,312	-	16,312	15,418	15,988
6400 Federal Funds Ltd	-	3,750	-	3,750	3,357	3,481
All Funds	5,425	20,062	-	20,062	18,775	19,469
4400 Dues and Subscriptions						
8000 General Fund	3,129	194	-	194	194	201
6400 Federal Funds Ltd	1,281	157	-	157	157	163

Agency Worksheet - Revenues & Expenditures
 2017-19 Biennium
 Planning Program

Version: V - 01 - Agency Request Budget
 Cross Reference Number: 66000-001-00-00-00000

DESCRIPTION	2013-15 Actuals	2015-17 Leg Adopted Budget	2015-17 Emergency Boards	2015-17 Leg Approved Budget	2017-19 Base Budget	2017-19 Current Service Level
All Funds	4,410	351	-	351	351	364
4425 Facilities Rental and Taxes						
8000 General Fund	516,088	643,707	-	643,707	643,707	676,411
3400 Other Funds Ltd	-	21,433	-	21,433	21,433	22,912
6400 Federal Funds Ltd	172,587	208,540	-	208,540	208,540	222,930
All Funds	688,675	873,680	-	873,680	873,680	922,253
4450 Fuels and Utilities						
8000 General Fund	-	959	-	959	-	-
6400 Federal Funds Ltd	-	1,717	-	1,717	-	-
All Funds	-	2,676	-	2,676	-	-
4475 Facilities Maintenance						
8000 General Fund	-	1,197	-	1,197	2,156	2,236
6400 Federal Funds Ltd	-	1,469	-	1,469	3,186	3,304
All Funds	-	2,666	-	2,666	5,342	5,540
4575 Agency Program Related S and S						
8000 General Fund	9,450	-	-	-	9,570	9,925
6400 Federal Funds Ltd	9,858	-	-	-	-	-
All Funds	19,308	-	-	-	9,570	9,925
4650 Other Services and Supplies						
8000 General Fund	26,527	36,710	-	36,710	22,477	23,309

Land Conservation & Development, Dept of

Agency Number: 66000

**Agency Worksheet - Revenues & Expenditures
2017-19 Biennium
Planning Program**

**Version: V - 01 - Agency Request Budget
Cross Reference Number: 66000-001-00-00-00000**

DESCRIPTION	2013-15 Actuals	2015-17 Leg Adopted Budget	2015-17 Emergency Boards	2015-17 Leg Approved Budget	2017-19 Base Budget	2017-19 Current Service Level
3400 Other Funds Ltd	53	816	-	816	816	846
6400 Federal Funds Ltd	11,183	7,456	-	7,456	1,894	1,964
All Funds	37,763	44,982	-	44,982	25,187	26,119
4700 Expendable Prop 250 - 5000						
8000 General Fund	5,951	7,399	-	7,399	7,399	7,673
6400 Federal Funds Ltd	799	1,965	-	1,965	1,965	2,038
All Funds	6,750	9,364	-	9,364	9,364	9,711
4715 IT Expendable Property						
8000 General Fund	138,789	96,042	-	96,042	83,442	85,208
6400 Federal Funds Ltd	41,526	34,489	-	34,489	34,489	35,765
All Funds	180,315	130,531	-	130,531	117,931	120,973
TOTAL SERVICES & SUPPLIES						
8000 General Fund	2,774,684	2,691,522	100,000	2,791,522	2,791,522	2,564,483
3400 Other Funds Ltd	42,686	69,095	3,000	72,095	72,095	72,525
6400 Federal Funds Ltd	825,171	1,448,428	-	1,448,428	1,448,428	1,535,866
TOTAL SERVICES & SUPPLIES	\$3,642,541	\$4,209,045	\$103,000	\$4,312,045	\$4,312,045	\$4,172,874

CAPITAL OUTLAY

5150 Telecommunications Equipment

8000 General Fund	4,593	-	-	-	-	-
6400 Federal Funds Ltd	982	-	-	-	-	-

DESCRIPTION	2013-15 Actuals	2015-17 Leg Adopted Budget	2015-17 Emergency Boards	2015-17 Leg Approved Budget	2017-19 Base Budget	2017-19 Current Service Level
All Funds	5,575	-	-	-	-	-
5550 Data Processing Software						
8000 General Fund	7,000	-	-	-	-	-
5600 Data Processing Hardware						
8000 General Fund	13,138	-	-	-	-	-
6400 Federal Funds Ltd	4,049	-	-	-	-	-
All Funds	17,187	-	-	-	-	-
TOTAL CAPITAL OUTLAY						
8000 General Fund	24,731	-	-	-	-	-
6400 Federal Funds Ltd	5,031	-	-	-	-	-
TOTAL CAPITAL OUTLAY	\$29,762	-	-	-	-	-
SPECIAL PAYMENTS						
6015 Dist to Cities						
8000 General Fund	-	279	-	279	279	289
6400 Federal Funds Ltd	353,483	407,304	-	407,304	407,304	422,374
All Funds	353,483	407,583	-	407,583	407,583	422,663
6020 Dist to Counties						
8000 General Fund	-	203,570	-	203,570	203,570	9,924
6400 Federal Funds Ltd	284,222	440,796	-	440,796	440,796	457,105
All Funds	284,222	644,366	-	644,366	644,366	467,029

Land Conservation & Development, Dept of

Agency Number: 66000

**Agency Worksheet - Revenues & Expenditures
2017-19 Biennium
Planning Program**

**Version: V - 01 - Agency Request Budget
Cross Reference Number: 66000-001-00-00-00000**

DESCRIPTION	2013-15 Actuals	2015-17 Leg Adopted Budget	2015-17 Emergency Boards	2015-17 Leg Approved Budget	2017-19 Base Budget	2017-19 Current Service Level
6025 Dist to Other Gov Unit						
8000 General Fund	52,000	-	-	-	-	-
6400 Federal Funds Ltd	81,499	169,882	-	169,882	169,882	176,168
All Funds	133,499	169,882	-	169,882	169,882	176,168
6035 Dist to Individuals						
8000 General Fund	564	-	-	-	-	-
6085 Other Special Payments						
6400 Federal Funds Ltd	-	11,610	-	11,610	11,610	12,040
TOTAL SPECIAL PAYMENTS						
8000 General Fund	52,564	203,849	-	203,849	203,849	10,213
6400 Federal Funds Ltd	719,204	1,029,592	-	1,029,592	1,029,592	1,067,687
TOTAL SPECIAL PAYMENTS	\$771,768	\$1,233,441	-	\$1,233,441	\$1,233,441	\$1,077,900
EXPENDITURES						
8000 General Fund	10,665,337	11,625,659	430,945	12,056,604	12,319,272	11,923,468
3400 Other Funds Ltd	561,866	484,999	240,420	725,419	559,810	561,874
6400 Federal Funds Ltd	5,247,072	6,254,991	137,441	6,392,432	6,555,932	6,629,806
TOTAL EXPENDITURES	\$16,474,275	\$18,365,649	\$808,806	\$19,174,455	\$19,435,014	\$19,115,148
REVERSIONS						
9900 Reversions						
8000 General Fund	(234,814)	-	-	-	-	-

Land Conservation & Development, Dept of

Agency Number: 66000

**Agency Worksheet - Revenues & Expenditures
2017-19 Biennium
Planning Program**

**Version: V - 01 - Agency Request Budget
Cross Reference Number: 66000-001-00-00-00000**

<i>DESCRIPTION</i>	<i>2013-15 Actuals</i>	<i>2015-17 Leg Adopted Budget</i>	<i>2015-17 Emergency Boards</i>	<i>2015-17 Leg Approved Budget</i>	<i>2017-19 Base Budget</i>	<i>2017-19 Current Service Level</i>
ENDING BALANCE						
8000 General Fund	-	-	-	-	-	-
3400 Other Funds Ltd	199,063	289,448	-	289,448	291,059	288,995
6400 Federal Funds Ltd	-	-	-	-	73,874	-
TOTAL ENDING BALANCE	\$199,063	\$289,448	-	\$289,448	\$364,933	\$288,995
AUTHORIZED POSITIONS						
8150 Class/Unclass Positions	61	57	1	58	56	56
AUTHORIZED FTE POSITIONS						
8250 Class/Unclass FTE Positions	57.55	55.90	0.67	56.57	54.90	54.90

DESCRIPTION	2013-15 Actuals	2015-17 Leg Adopted Budget	2015-17 Emergency Boards	2015-17 Leg Approved Budget	2017-19 Base Budget	2017-19 Current Service Level
REVENUE CATEGORIES						
GENERAL FUND APPROPRIATION						
0050 General Fund Appropriation						
8000 General Fund	1,562,635	1,527,115	-	1,527,115	1,527,115	1,583,617
REVENUES						
8000 General Fund	1,562,635	1,527,115	-	1,527,115	1,527,115	1,583,617
AVAILABLE REVENUES						
8000 General Fund	1,562,635	1,527,115	-	1,527,115	1,527,115	1,583,617
EXPENDITURES						
SPECIAL PAYMENTS						
6015 Dist to Cities						
8000 General Fund	434,000	578,851	-	578,851	578,851	600,268
6020 Dist to Counties						
8000 General Fund	370,000	165,546	-	165,546	165,546	171,671
6025 Dist to Other Gov Unit						
8000 General Fund	628,196	625,711	-	625,711	625,711	648,862
6030 Dist to Non-Gov Units						
8000 General Fund	20,000	-	-	-	-	-
6035 Dist to Individuals						
8000 General Fund	-	11,049	-	11,049	11,049	11,458

Land Conservation & Development, Dept of

Agency Number: 66000

**Agency Worksheet - Revenues & Expenditures
2017-19 Biennium
Grant**

**Version: V - 01 - Agency Request Budget
Cross Reference Number: 66000-003-00-00-00000**

<i>DESCRIPTION</i>	<i>2013-15 Actuals</i>	<i>2015-17 Leg Adopted Budget</i>	<i>2015-17 Emergency Boards</i>	<i>2015-17 Leg Approved Budget</i>	<i>2017-19 Base Budget</i>	<i>2017-19 Current Service Level</i>
6085 Other Special Payments						
8000 General Fund	80,803	145,958	-	145,958	145,958	151,358
TOTAL SPECIAL PAYMENTS						
8000 General Fund	1,532,999	1,527,115	-	1,527,115	1,527,115	1,583,617
TOTAL SPECIAL PAYMENTS	\$1,532,999	\$1,527,115	-	\$1,527,115	\$1,527,115	\$1,583,617
EXPENDITURES						
8000 General Fund	1,532,999	1,527,115	-	1,527,115	1,527,115	1,583,617
REVERSIONS						
9900 Reversions						
8000 General Fund	(29,636)	-	-	-	-	-
ENDING BALANCE						
8000 General Fund	-	-	-	-	-	-
TOTAL ENDING BALANCE	-	-	-	-	-	-

Land Conservation & Development, Dept of

Agency Number: 66000

**Detail Revenues & Expenditures - Requested Budget
2017-19 Biennium**

**Version: V - 01 - Agency Request Budget
Cross Reference Number: 66000-000-00-00-00000**

Land Conservation & Development, Dept of

Description	2017-19 Base Budget	Essential Packages	2017-19 Current Service Level	Policy Packages	2017-19 Agency Request Budget
BEGINNING BALANCE					
0025 Beginning Balance					
3400 Other Funds Ltd	289,448	-	289,448	-	289,448
0030 Beginning Balance Adjustment					
3400 Other Funds Ltd	(40,000)	-	(40,000)	-	(40,000)
TOTAL BEGINNING BALANCE					
3400 Other Funds Ltd	249,448	-	249,448	-	249,448
REVENUE CATEGORIES					
GENERAL FUND APPROPRIATION					
0050 General Fund Appropriation					
8000 General Fund	13,846,387	(339,302)	13,507,085	3,027,584	16,534,669
LICENSES AND FEES					
0205 Business Lic and Fees					
3400 Other Funds Ltd	78,631	-	78,631	-	78,631
CHARGES FOR SERVICES					
0410 Charges for Services					
3400 Other Funds Ltd	21,441	-	21,441	-	21,441
OTHER					
0975 Other Revenues					
3400 Other Funds Ltd	12,000	-	12,000	-	12,000
FEDERAL FUNDS REVENUE					
0995 Federal Funds					
6400 Federal Funds Ltd	6,629,806	-	6,629,806	329,804	6,959,610

Land Conservation & Development, Dept of

Agency Number: 66000

**Detail Revenues & Expenditures - Requested Budget
2017-19 Biennium**

**Version: V - 01 - Agency Request Budget
Cross Reference Number: 66000-000-00-00-00000**

Land Conservation & Development, Dept of

Description	2017-19 Base Budget	Essential Packages	2017-19 Current Service Level	Policy Packages	2017-19 Agency Request Budget
TRANSFERS IN					
1248 Tsfr From Military Dept, Or					
3400 Other Funds Ltd	-	-	-	1,083,668	1,083,668
1730 Tsfr From Transportation, Dept					
3400 Other Funds Ltd	489,349	-	489,349	-	489,349
1914 Tsfr From Housing and Com Svcs					
3400 Other Funds Ltd	-	-	-	103,815	103,815
TOTAL TRANSFERS IN					
3400 Other Funds Ltd	489,349	-	489,349	1,187,483	1,676,832
TOTAL REVENUES					
8000 General Fund	13,846,387	(339,302)	13,507,085	3,027,584	16,534,669
3400 Other Funds Ltd	601,421	-	601,421	1,187,483	1,788,904
6400 Federal Funds Ltd	6,629,806	-	6,629,806	329,804	6,959,610
TOTAL REVENUES	\$21,077,614	(\$339,302)	\$20,738,312	\$4,544,871	\$25,283,183
AVAILABLE REVENUES					
8000 General Fund	13,846,387	(339,302)	13,507,085	3,027,584	16,534,669
3400 Other Funds Ltd	850,869	-	850,869	1,187,483	2,038,352
6400 Federal Funds Ltd	6,629,806	-	6,629,806	329,804	6,959,610
TOTAL AVAILABLE REVENUES	\$21,327,062	(\$339,302)	\$20,987,760	\$4,544,871	\$25,532,631
EXPENDITURES					
PERSONAL SERVICES					
SALARIES & WAGES					
3110 Class/Unclass Sal. and Per Diem					

Description	2017-19 Base Budget	Essential Packages	2017-19 Current Service Level	Policy Packages	2017-19 Agency Request Budget
8000 General Fund	5,989,002	-	5,989,002	717,523	6,706,525
3400 Other Funds Ltd	319,208	-	319,208	321,964	641,172
6400 Federal Funds Ltd	2,631,302	-	2,631,302	89,209	2,720,511
All Funds	8,939,512	-	8,939,512	1,128,696	10,068,208
3160 Temporary Appointments					
8000 General Fund	41,314	1,529	42,843	-	42,843
6400 Federal Funds Ltd	25,036	926	25,962	-	25,962
All Funds	66,350	2,455	68,805	-	68,805
3170 Overtime Payments					
8000 General Fund	26,683	987	27,670	-	27,670
6400 Federal Funds Ltd	15,387	569	15,956	-	15,956
All Funds	42,070	1,556	43,626	-	43,626
3190 All Other Differential					
8000 General Fund	9,705	359	10,064	-	10,064
TOTAL SALARIES & WAGES					
8000 General Fund	6,066,704	2,875	6,069,579	717,523	6,787,102
3400 Other Funds Ltd	319,208	-	319,208	321,964	641,172
6400 Federal Funds Ltd	2,671,725	1,495	2,673,220	89,209	2,762,429
TOTAL SALARIES & WAGES	\$9,057,637	\$4,370	\$9,062,007	\$1,128,696	\$10,190,703
OTHER PAYROLL EXPENSES					
3210 Empl. Rel. Bd. Assessments					
8000 General Fund	2,075	-	2,075	369	2,444
3400 Other Funds Ltd	114	-	114	210	324

Description	2017-19 Base Budget	Essential Packages	2017-19 Current Service Level	Policy Packages	2017-19 Agency Request Budget
6400 Federal Funds Ltd	946	-	946	48	994
All Funds	3,135	-	3,135	627	3,762
3220 Public Employees' Retire Cont					
8000 General Fund	1,142,546	258	1,142,804	136,974	1,279,778
3400 Other Funds Ltd	60,937	-	60,937	61,463	122,400
6400 Federal Funds Ltd	505,254	109	505,363	17,030	522,393
All Funds	1,708,737	367	1,709,104	215,467	1,924,571
3221 Pension Obligation Bond					
8000 General Fund	339,210	10,567	349,777	-	349,777
3400 Other Funds Ltd	16,020	2,506	18,526	-	18,526
6400 Federal Funds Ltd	147,427	6,213	153,640	-	153,640
All Funds	502,657	19,286	521,943	-	521,943
3230 Social Security Taxes					
8000 General Fund	462,669	220	462,889	54,889	517,778
3400 Other Funds Ltd	24,420	-	24,420	24,630	49,050
6400 Federal Funds Ltd	204,387	115	204,502	6,825	211,327
All Funds	691,476	335	691,811	86,344	778,155
3240 Unemployment Assessments					
8000 General Fund	46,631	1,724	48,355	-	48,355
3250 Worker's Comp. Assess. (WCD)					
8000 General Fund	2,574	-	2,574	448	3,022
3400 Other Funds Ltd	138	-	138	252	390
6400 Federal Funds Ltd	1,152	-	1,152	59	1,211

Land Conservation & Development, Dept of

Agency Number: 66000

**Detail Revenues & Expenditures - Requested Budget
2017-19 Biennium**

**Version: V - 01 - Agency Request Budget
Cross Reference Number: 66000-000-00-00-00000**

Land Conservation & Development, Dept of

Description	2017-19 Base Budget	Essential Packages	2017-19 Current Service Level	Policy Packages	2017-19 Agency Request Budget
All Funds	3,864	-	3,864	759	4,623
3260 Mass Transit Tax					
8000 General Fund	34,129	2,288	36,417	-	36,417
3400 Other Funds Ltd	2,222	(2,222)	-	-	-
All Funds	36,351	66	36,417	-	36,417
3270 Flexible Benefits					
8000 General Fund	1,245,602	-	1,245,602	216,683	1,462,285
3400 Other Funds Ltd	66,006	-	66,006	121,677	187,683
6400 Federal Funds Ltd	555,208	-	555,208	28,336	583,544
All Funds	1,866,816	-	1,866,816	366,696	2,233,512
TOTAL OTHER PAYROLL EXPENSES					
8000 General Fund	3,275,436	15,057	3,290,493	409,363	3,699,856
3400 Other Funds Ltd	169,857	284	170,141	208,232	378,373
6400 Federal Funds Ltd	1,414,374	6,437	1,420,811	52,298	1,473,109
TOTAL OTHER PAYROLL EXPENSES	\$4,859,667	\$21,778	\$4,881,445	\$669,893	\$5,551,338
P.S. BUDGET ADJUSTMENTS					
3455 Vacancy Savings					
8000 General Fund	(18,239)	6,939	(11,300)	-	(11,300)
3400 Other Funds Ltd	(1,350)	1,350	-	-	-
6400 Federal Funds Ltd	(8,187)	(59,591)	(67,778)	-	(67,778)
All Funds	(27,776)	(51,302)	(79,078)	-	(79,078)
TOTAL PERSONAL SERVICES					
8000 General Fund	9,323,901	24,871	9,348,772	1,126,886	10,475,658

Description	2017-19 Base Budget	Essential Packages	2017-19 Current Service Level	Policy Packages	2017-19 Agency Request Budget
3400 Other Funds Ltd	487,715	1,634	489,349	530,196	1,019,545
6400 Federal Funds Ltd	4,077,912	(51,659)	4,026,253	141,507	4,167,760
TOTAL PERSONAL SERVICES	\$13,889,528	(\$25,154)	\$13,864,374	\$1,798,589	\$15,662,963
SERVICES & SUPPLIES					
4100 Instate Travel					
8000 General Fund	153,543	1,297	154,840	20,756	175,596
3400 Other Funds Ltd	3,000	(3,000)	-	13,669	13,669
6400 Federal Funds Ltd	95,497	3,534	99,031	2,025	101,056
All Funds	252,040	1,831	253,871	36,450	290,321
4125 Out of State Travel					
8000 General Fund	4,176	155	4,331	-	4,331
6400 Federal Funds Ltd	14,920	551	15,471	-	15,471
All Funds	19,096	706	19,802	-	19,802
4150 Employee Training					
8000 General Fund	60,269	1,802	62,071	9,252	71,323
3400 Other Funds Ltd	-	-	-	6,005	6,005
6400 Federal Funds Ltd	37,073	1,372	38,445	757	39,202
All Funds	97,342	3,174	100,516	16,014	116,530
4175 Office Expenses					
8000 General Fund	119,917	2,916	122,833	5,420	128,253
3400 Other Funds Ltd	-	-	-	3,514	3,514
6400 Federal Funds Ltd	94,341	3,491	97,832	443	98,275
All Funds	214,258	6,407	220,665	9,377	230,042

Description	2017-19 Base Budget	Essential Packages	2017-19 Current Service Level	Policy Packages	2017-19 Agency Request Budget
4200 Telecommunications					
8000 General Fund	109,710	1,212	110,922	12,122	123,044
3400 Other Funds Ltd	-	-	-	7,868	7,868
6400 Federal Funds Ltd	25,037	927	25,964	991	26,955
All Funds	134,747	2,139	136,886	20,981	157,867
4225 State Gov. Service Charges					
8000 General Fund	276,866	55,538	332,404	-	332,404
6400 Federal Funds Ltd	122,844	23,558	146,402	-	146,402
All Funds	399,710	79,096	478,806	-	478,806
4250 Data Processing					
8000 General Fund	24,571	(15,314)	9,257	464	9,721
3400 Other Funds Ltd	-	-	-	301	301
6400 Federal Funds Ltd	8,745	324	9,069	38	9,107
All Funds	33,316	(14,990)	18,326	803	19,129
4275 Publicity and Publications					
8000 General Fund	12,491	277	12,768	198	12,966
3400 Other Funds Ltd	88	3	91	128	219
6400 Federal Funds Ltd	2,240	83	2,323	16	2,339
All Funds	14,819	363	15,182	342	15,524
4300 Professional Services					
8000 General Fund	429,341	(296,675)	132,666	245,397	378,063
3400 Other Funds Ltd	46,754	1,917	48,671	620,920	669,591
6400 Federal Funds Ltd	462,508	18,963	481,471	183,052	664,523

Land Conservation & Development, Dept of

Agency Number: 66000

**Detail Revenues & Expenditures - Requested Budget
2017-19 Biennium**

**Version: V - 01 - Agency Request Budget
Cross Reference Number: 66000-000-00-00-00000**

Land Conservation & Development, Dept of

Description	2017-19 Base Budget	Essential Packages	2017-19 Current Service Level	Policy Packages	2017-19 Agency Request Budget
All Funds	938,603	(275,795)	662,808	1,049,369	1,712,177
4315 IT Professional Services					
8000 General Fund	82,566	(76,251)	6,315	100,000	106,315
6400 Federal Funds Ltd	276,535	11,338	287,873	-	287,873
All Funds	359,101	(64,913)	294,188	100,000	394,188
4325 Attorney General					
8000 General Fund	733,709	61,416	795,125	-	795,125
3400 Other Funds Ltd	4	1	5	-	5
6400 Federal Funds Ltd	55,100	7,240	62,340	-	62,340
All Funds	788,813	68,657	857,470	-	857,470
4375 Employee Recruitment and Develop					
8000 General Fund	15,418	570	15,988	489	16,477
3400 Other Funds Ltd	-	-	-	317	317
6400 Federal Funds Ltd	3,357	124	3,481	40	3,521
All Funds	18,775	694	19,469	846	20,315
4400 Dues and Subscriptions					
8000 General Fund	194	7	201	-	201
6400 Federal Funds Ltd	157	6	163	-	163
All Funds	351	13	364	-	364
4425 Facilities Rental and Taxes					
8000 General Fund	643,707	32,704	676,411	-	676,411
3400 Other Funds Ltd	21,433	1,479	22,912	-	22,912
6400 Federal Funds Ltd	208,540	14,390	222,930	-	222,930

Land Conservation & Development, Dept of

Agency Number: 66000

**Detail Revenues & Expenditures - Requested Budget
2017-19 Biennium**

**Version: V - 01 - Agency Request Budget
Cross Reference Number: 66000-000-00-00-00000**

Land Conservation & Development, Dept of

Description	2017-19 Base Budget	Essential Packages	2017-19 Current Service Level	Policy Packages	2017-19 Agency Request Budget
All Funds	873,680	48,573	922,253	-	922,253
4475 Facilities Maintenance					
8000 General Fund	2,156	80	2,236	-	2,236
6400 Federal Funds Ltd	3,186	118	3,304	-	3,304
All Funds	5,342	198	5,540	-	5,540
4575 Agency Program Related S and S					
8000 General Fund	9,570	355	9,925	-	9,925
4650 Other Services and Supplies					
8000 General Fund	22,477	832	23,309	-	23,309
3400 Other Funds Ltd	816	30	846	-	846
6400 Federal Funds Ltd	1,894	70	1,964	-	1,964
All Funds	25,187	932	26,119	-	26,119
4700 Expendable Prop 250 - 5000					
8000 General Fund	7,399	274	7,673	-	7,673
6400 Federal Funds Ltd	1,965	73	2,038	-	2,038
All Funds	9,364	347	9,711	-	9,711
4715 IT Expendable Property					
8000 General Fund	83,442	1,766	85,208	6,600	91,808
3400 Other Funds Ltd	-	-	-	4,565	4,565
6400 Federal Funds Ltd	34,489	1,276	35,765	935	36,700
All Funds	117,931	3,042	120,973	12,100	133,073
TOTAL SERVICES & SUPPLIES					
8000 General Fund	2,791,522	(227,039)	2,564,483	400,698	2,965,181

Land Conservation & Development, Dept of

Agency Number: 66000

**Detail Revenues & Expenditures - Requested Budget
2017-19 Biennium**

**Version: V - 01 - Agency Request Budget
Cross Reference Number: 66000-000-00-00-00000**

Land Conservation & Development, Dept of

Description	2017-19 Base Budget	Essential Packages	2017-19 Current Service Level	Policy Packages	2017-19 Agency Request Budget
3400 Other Funds Ltd	72,095	430	72,525	657,287	729,812
6400 Federal Funds Ltd	1,448,428	87,438	1,535,866	188,297	1,724,163
TOTAL SERVICES & SUPPLIES	\$4,312,045	(\$139,171)	\$4,172,874	\$1,246,282	\$5,419,156
SPECIAL PAYMENTS					
6015 Dist to Cities					
8000 General Fund	579,130	21,427	600,557	600,000	1,200,557
6400 Federal Funds Ltd	407,304	15,070	422,374	-	422,374
All Funds	986,434	36,497	1,022,931	600,000	1,622,931
6020 Dist to Counties					
8000 General Fund	369,116	(187,521)	181,595	900,000	1,081,595
6400 Federal Funds Ltd	440,796	16,309	457,105	-	457,105
All Funds	809,912	(171,212)	638,700	900,000	1,538,700
6025 Dist to Other Gov Unit					
8000 General Fund	625,711	23,151	648,862	-	648,862
6400 Federal Funds Ltd	169,882	6,286	176,168	-	176,168
All Funds	795,593	29,437	825,030	-	825,030
6035 Dist to Individuals					
8000 General Fund	11,049	409	11,458	-	11,458
6085 Other Special Payments					
8000 General Fund	145,958	5,400	151,358	-	151,358
6400 Federal Funds Ltd	11,610	430	12,040	-	12,040
All Funds	157,568	5,830	163,398	-	163,398
TOTAL SPECIAL PAYMENTS					

Land Conservation & Development, Dept of

Agency Number: 66000

**Detail Revenues & Expenditures - Requested Budget
2017-19 Biennium**

**Version: V - 01 - Agency Request Budget
Cross Reference Number: 66000-000-00-00-00000**

Land Conservation & Development, Dept of

Description	2017-19 Base Budget	Essential Packages	2017-19 Current Service Level	Policy Packages	2017-19 Agency Request Budget
8000 General Fund	1,730,964	(137,134)	1,593,830	1,500,000	3,093,830
6400 Federal Funds Ltd	1,029,592	38,095	1,067,687	-	1,067,687
TOTAL SPECIAL PAYMENTS	\$2,760,556	(\$99,039)	\$2,661,517	\$1,500,000	\$4,161,517
TOTAL EXPENDITURES					
8000 General Fund	13,846,387	(339,302)	13,507,085	3,027,584	16,534,669
3400 Other Funds Ltd	559,810	2,064	561,874	1,187,483	1,749,357
6400 Federal Funds Ltd	6,555,932	73,874	6,629,806	329,804	6,959,610
TOTAL EXPENDITURES	\$20,962,129	(\$263,364)	\$20,698,765	\$4,544,871	\$25,243,636
ENDING BALANCE					
3400 Other Funds Ltd	291,059	(2,064)	288,995	-	288,995
6400 Federal Funds Ltd	73,874	(73,874)	-	-	-
TOTAL ENDING BALANCE	\$364,933	(\$75,938)	\$288,995	-	\$288,995
AUTHORIZED POSITIONS					
8150 Class/Unclass Positions	56	-	56	11	67
AUTHORIZED FTE					
8250 Class/Unclass FTE Positions	54.90	-	54.90	9.50	64.40

Detail Revenues & Expenditures - Requested Budget
2017-19 Biennium
Planning Program

Version: V - 01 - Agency Request Budget
Cross Reference Number: 66000-001-00-00-00000

Description	2017-19 Base Budget	Essential Packages	2017-19 Current Service Level	Policy Packages	2017-19 Agency Request Budget
BEGINNING BALANCE					
0025 Beginning Balance					
3400 Other Funds Ltd	289,448	-	289,448	-	289,448
0030 Beginning Balance Adjustment					
3400 Other Funds Ltd	(40,000)	-	(40,000)	-	(40,000)
TOTAL BEGINNING BALANCE					
3400 Other Funds Ltd	249,448	-	249,448	-	249,448
REVENUE CATEGORIES					
GENERAL FUND APPROPRIATION					
0050 General Fund Appropriation					
8000 General Fund	12,319,272	(395,804)	11,923,468	1,527,584	13,451,052
LICENSES AND FEES					
0205 Business Lic and Fees					
3400 Other Funds Ltd	78,631	-	78,631	-	78,631
CHARGES FOR SERVICES					
0410 Charges for Services					
3400 Other Funds Ltd	21,441	-	21,441	-	21,441
OTHER					
0975 Other Revenues					
3400 Other Funds Ltd	12,000	-	12,000	-	12,000
FEDERAL FUNDS REVENUE					
0995 Federal Funds					
6400 Federal Funds Ltd	6,629,806	-	6,629,806	329,804	6,959,610

Land Conservation & Development, Dept of

Agency Number: 66000

**Detail Revenues & Expenditures - Requested Budget
2017-19 Biennium
Planning Program**

**Version: V - 01 - Agency Request Budget
Cross Reference Number: 66000-001-00-00-00000**

Description	2017-19 Base Budget	Essential Packages	2017-19 Current Service Level	Policy Packages	2017-19 Agency Request Budget
TRANSFERS IN					
1248 Tsfr From Military Dept, Or					
3400 Other Funds Ltd	-	-	-	1,083,668	1,083,668
1730 Tsfr From Transportation, Dept					
3400 Other Funds Ltd	489,349	-	489,349	-	489,349
1914 Tsfr From Housing and Com Svcs					
3400 Other Funds Ltd	-	-	-	103,815	103,815
TOTAL TRANSFERS IN					
3400 Other Funds Ltd	489,349	-	489,349	1,187,483	1,676,832
TOTAL REVENUES					
8000 General Fund	12,319,272	(395,804)	11,923,468	1,527,584	13,451,052
3400 Other Funds Ltd	601,421	-	601,421	1,187,483	1,788,904
6400 Federal Funds Ltd	6,629,806	-	6,629,806	329,804	6,959,610
TOTAL REVENUES	\$19,550,499	(\$395,804)	\$19,154,695	\$3,044,871	\$22,199,566
AVAILABLE REVENUES					
8000 General Fund	12,319,272	(395,804)	11,923,468	1,527,584	13,451,052
3400 Other Funds Ltd	850,869	-	850,869	1,187,483	2,038,352
6400 Federal Funds Ltd	6,629,806	-	6,629,806	329,804	6,959,610
TOTAL AVAILABLE REVENUES	\$19,799,947	(\$395,804)	\$19,404,143	\$3,044,871	\$22,449,014
EXPENDITURES					
PERSONAL SERVICES					
SALARIES & WAGES					
3110 Class/Unclass Sal. and Per Diem					

Detail Revenues & Expenditures - Requested Budget
2017-19 Biennium
Planning Program

Version: V - 01 - Agency Request Budget
Cross Reference Number: 66000-001-00-00-00000

Description	2017-19 Base Budget	Essential Packages	2017-19 Current Service Level	Policy Packages	2017-19 Agency Request Budget
8000 General Fund	5,989,002	-	5,989,002	717,523	6,706,525
3400 Other Funds Ltd	319,208	-	319,208	321,964	641,172
6400 Federal Funds Ltd	2,631,302	-	2,631,302	89,209	2,720,511
All Funds	8,939,512	-	8,939,512	1,128,696	10,068,208
3160 Temporary Appointments					
8000 General Fund	41,314	1,529	42,843	-	42,843
6400 Federal Funds Ltd	25,036	926	25,962	-	25,962
All Funds	66,350	2,455	68,805	-	68,805
3170 Overtime Payments					
8000 General Fund	26,683	987	27,670	-	27,670
6400 Federal Funds Ltd	15,387	569	15,956	-	15,956
All Funds	42,070	1,556	43,626	-	43,626
3190 All Other Differential					
8000 General Fund	9,705	359	10,064	-	10,064
TOTAL SALARIES & WAGES					
8000 General Fund	6,066,704	2,875	6,069,579	717,523	6,787,102
3400 Other Funds Ltd	319,208	-	319,208	321,964	641,172
6400 Federal Funds Ltd	2,671,725	1,495	2,673,220	89,209	2,762,429
TOTAL SALARIES & WAGES	\$9,057,637	\$4,370	\$9,062,007	\$1,128,696	\$10,190,703
OTHER PAYROLL EXPENSES					
3210 Empl. Rel. Bd. Assessments					
8000 General Fund	2,075	-	2,075	369	2,444
3400 Other Funds Ltd	114	-	114	210	324

Detail Revenues & Expenditures - Requested Budget
2017-19 Biennium
Planning Program

Version: V - 01 - Agency Request Budget
Cross Reference Number: 66000-001-00-00-00000

Description	2017-19 Base Budget	Essential Packages	2017-19 Current Service Level	Policy Packages	2017-19 Agency Request Budget
6400 Federal Funds Ltd	946	-	946	48	994
All Funds	3,135	-	3,135	627	3,762
3220 Public Employees' Retire Cont					
8000 General Fund	1,142,546	258	1,142,804	136,974	1,279,778
3400 Other Funds Ltd	60,937	-	60,937	61,463	122,400
6400 Federal Funds Ltd	505,254	109	505,363	17,030	522,393
All Funds	1,708,737	367	1,709,104	215,467	1,924,571
3221 Pension Obligation Bond					
8000 General Fund	339,210	10,567	349,777	-	349,777
3400 Other Funds Ltd	16,020	2,506	18,526	-	18,526
6400 Federal Funds Ltd	147,427	6,213	153,640	-	153,640
All Funds	502,657	19,286	521,943	-	521,943
3230 Social Security Taxes					
8000 General Fund	462,669	220	462,889	54,889	517,778
3400 Other Funds Ltd	24,420	-	24,420	24,630	49,050
6400 Federal Funds Ltd	204,387	115	204,502	6,825	211,327
All Funds	691,476	335	691,811	86,344	778,155
3240 Unemployment Assessments					
8000 General Fund	46,631	1,724	48,355	-	48,355
3250 Worker's Comp. Assess. (WCD)					
8000 General Fund	2,574	-	2,574	448	3,022
3400 Other Funds Ltd	138	-	138	252	390
6400 Federal Funds Ltd	1,152	-	1,152	59	1,211

Detail Revenues & Expenditures - Requested Budget
2017-19 Biennium
Planning Program

Version: V - 01 - Agency Request Budget
Cross Reference Number: 66000-001-00-00-00000

Description	2017-19 Base Budget	Essential Packages	2017-19 Current Service Level	Policy Packages	2017-19 Agency Request Budget
All Funds	3,864	-	3,864	759	4,623
3260 Mass Transit Tax					
8000 General Fund	34,129	2,288	36,417	-	36,417
3400 Other Funds Ltd	2,222	(2,222)	-	-	-
All Funds	36,351	66	36,417	-	36,417
3270 Flexible Benefits					
8000 General Fund	1,245,602	-	1,245,602	216,683	1,462,285
3400 Other Funds Ltd	66,006	-	66,006	121,677	187,683
6400 Federal Funds Ltd	555,208	-	555,208	28,336	583,544
All Funds	1,866,816	-	1,866,816	366,696	2,233,512
TOTAL OTHER PAYROLL EXPENSES					
8000 General Fund	3,275,436	15,057	3,290,493	409,363	3,699,856
3400 Other Funds Ltd	169,857	284	170,141	208,232	378,373
6400 Federal Funds Ltd	1,414,374	6,437	1,420,811	52,298	1,473,109
TOTAL OTHER PAYROLL EXPENSES	\$4,859,667	\$21,778	\$4,881,445	\$669,893	\$5,551,338
P.S. BUDGET ADJUSTMENTS					
3455 Vacancy Savings					
8000 General Fund	(18,239)	6,939	(11,300)	-	(11,300)
3400 Other Funds Ltd	(1,350)	1,350	-	-	-
6400 Federal Funds Ltd	(8,187)	(59,591)	(67,778)	-	(67,778)
All Funds	(27,776)	(51,302)	(79,078)	-	(79,078)
TOTAL PERSONAL SERVICES					
8000 General Fund	9,323,901	24,871	9,348,772	1,126,886	10,475,658

Detail Revenues & Expenditures - Requested Budget
2017-19 Biennium
Planning Program

Version: V - 01 - Agency Request Budget
Cross Reference Number: 66000-001-00-00-00000

Description	2017-19 Base Budget	Essential Packages	2017-19 Current Service Level	Policy Packages	2017-19 Agency Request Budget
3400 Other Funds Ltd	487,715	1,634	489,349	530,196	1,019,545
6400 Federal Funds Ltd	4,077,912	(51,659)	4,026,253	141,507	4,167,760
TOTAL PERSONAL SERVICES	\$13,889,528	(\$25,154)	\$13,864,374	\$1,798,589	\$15,662,963
SERVICES & SUPPLIES					
4100 Instate Travel					
8000 General Fund	153,543	1,297	154,840	20,756	175,596
3400 Other Funds Ltd	3,000	(3,000)	-	13,669	13,669
6400 Federal Funds Ltd	95,497	3,534	99,031	2,025	101,056
All Funds	252,040	1,831	253,871	36,450	290,321
4125 Out of State Travel					
8000 General Fund	4,176	155	4,331	-	4,331
6400 Federal Funds Ltd	14,920	551	15,471	-	15,471
All Funds	19,096	706	19,802	-	19,802
4150 Employee Training					
8000 General Fund	60,269	1,802	62,071	9,252	71,323
3400 Other Funds Ltd	-	-	-	6,005	6,005
6400 Federal Funds Ltd	37,073	1,372	38,445	757	39,202
All Funds	97,342	3,174	100,516	16,014	116,530
4175 Office Expenses					
8000 General Fund	119,917	2,916	122,833	5,420	128,253
3400 Other Funds Ltd	-	-	-	3,514	3,514
6400 Federal Funds Ltd	94,341	3,491	97,832	443	98,275
All Funds	214,258	6,407	220,665	9,377	230,042

Detail Revenues & Expenditures - Requested Budget
2017-19 Biennium
Planning Program

Version: V - 01 - Agency Request Budget
Cross Reference Number: 66000-001-00-00-00000

Description	2017-19 Base Budget	Essential Packages	2017-19 Current Service Level	Policy Packages	2017-19 Agency Request Budget
4200 Telecommunications					
8000 General Fund	109,710	1,212	110,922	12,122	123,044
3400 Other Funds Ltd	-	-	-	7,868	7,868
6400 Federal Funds Ltd	25,037	927	25,964	991	26,955
All Funds	134,747	2,139	136,886	20,981	157,867
4225 State Gov. Service Charges					
8000 General Fund	276,866	55,538	332,404	-	332,404
6400 Federal Funds Ltd	122,844	23,558	146,402	-	146,402
All Funds	399,710	79,096	478,806	-	478,806
4250 Data Processing					
8000 General Fund	24,571	(15,314)	9,257	464	9,721
3400 Other Funds Ltd	-	-	-	301	301
6400 Federal Funds Ltd	8,745	324	9,069	38	9,107
All Funds	33,316	(14,990)	18,326	803	19,129
4275 Publicity and Publications					
8000 General Fund	12,491	277	12,768	198	12,966
3400 Other Funds Ltd	88	3	91	128	219
6400 Federal Funds Ltd	2,240	83	2,323	16	2,339
All Funds	14,819	363	15,182	342	15,524
4300 Professional Services					
8000 General Fund	429,341	(296,675)	132,666	245,397	378,063
3400 Other Funds Ltd	46,754	1,917	48,671	620,920	669,591
6400 Federal Funds Ltd	462,508	18,963	481,471	183,052	664,523

Detail Revenues & Expenditures - Requested Budget
2017-19 Biennium
Planning Program

Version: V - 01 - Agency Request Budget
Cross Reference Number: 66000-001-00-00-00000

Description	2017-19 Base Budget	Essential Packages	2017-19 Current Service Level	Policy Packages	2017-19 Agency Request Budget
All Funds	938,603	(275,795)	662,808	1,049,369	1,712,177
4315 IT Professional Services					
8000 General Fund	82,566	(76,251)	6,315	100,000	106,315
6400 Federal Funds Ltd	276,535	11,338	287,873	-	287,873
All Funds	359,101	(64,913)	294,188	100,000	394,188
4325 Attorney General					
8000 General Fund	733,709	61,416	795,125	-	795,125
3400 Other Funds Ltd	4	1	5	-	5
6400 Federal Funds Ltd	55,100	7,240	62,340	-	62,340
All Funds	788,813	68,657	857,470	-	857,470
4375 Employee Recruitment and Develop					
8000 General Fund	15,418	570	15,988	489	16,477
3400 Other Funds Ltd	-	-	-	317	317
6400 Federal Funds Ltd	3,357	124	3,481	40	3,521
All Funds	18,775	694	19,469	846	20,315
4400 Dues and Subscriptions					
8000 General Fund	194	7	201	-	201
6400 Federal Funds Ltd	157	6	163	-	163
All Funds	351	13	364	-	364
4425 Facilities Rental and Taxes					
8000 General Fund	643,707	32,704	676,411	-	676,411
3400 Other Funds Ltd	21,433	1,479	22,912	-	22,912
6400 Federal Funds Ltd	208,540	14,390	222,930	-	222,930

Detail Revenues & Expenditures - Requested Budget
2017-19 Biennium
Planning Program

Version: V - 01 - Agency Request Budget
Cross Reference Number: 66000-001-00-00-00000

Description	2017-19 Base Budget	Essential Packages	2017-19 Current Service Level	Policy Packages	2017-19 Agency Request Budget
All Funds	873,680	48,573	922,253	-	922,253
4475 Facilities Maintenance					
8000 General Fund	2,156	80	2,236	-	2,236
6400 Federal Funds Ltd	3,186	118	3,304	-	3,304
All Funds	5,342	198	5,540	-	5,540
4575 Agency Program Related S and S					
8000 General Fund	9,570	355	9,925	-	9,925
4650 Other Services and Supplies					
8000 General Fund	22,477	832	23,309	-	23,309
3400 Other Funds Ltd	816	30	846	-	846
6400 Federal Funds Ltd	1,894	70	1,964	-	1,964
All Funds	25,187	932	26,119	-	26,119
4700 Expendable Prop 250 - 5000					
8000 General Fund	7,399	274	7,673	-	7,673
6400 Federal Funds Ltd	1,965	73	2,038	-	2,038
All Funds	9,364	347	9,711	-	9,711
4715 IT Expendable Property					
8000 General Fund	83,442	1,766	85,208	6,600	91,808
3400 Other Funds Ltd	-	-	-	4,565	4,565
6400 Federal Funds Ltd	34,489	1,276	35,765	935	36,700
All Funds	117,931	3,042	120,973	12,100	133,073
TOTAL SERVICES & SUPPLIES					
8000 General Fund	2,791,522	(227,039)	2,564,483	400,698	2,965,181

Land Conservation & Development, Dept of

Agency Number: 66000

**Detail Revenues & Expenditures - Requested Budget
2017-19 Biennium
Planning Program**

**Version: V - 01 - Agency Request Budget
Cross Reference Number: 66000-001-00-00-00000**

Description	2017-19 Base Budget	Essential Packages	2017-19 Current Service Level	Policy Packages	2017-19 Agency Request Budget
3400 Other Funds Ltd	72,095	430	72,525	657,287	729,812
6400 Federal Funds Ltd	1,448,428	87,438	1,535,866	188,297	1,724,163
TOTAL SERVICES & SUPPLIES	\$4,312,045	(\$139,171)	\$4,172,874	\$1,246,282	\$5,419,156
SPECIAL PAYMENTS					
6015 Dist to Cities					
8000 General Fund	279	10	289	-	289
6400 Federal Funds Ltd	407,304	15,070	422,374	-	422,374
All Funds	407,583	15,080	422,663	-	422,663
6020 Dist to Counties					
8000 General Fund	203,570	(193,646)	9,924	-	9,924
6400 Federal Funds Ltd	440,796	16,309	457,105	-	457,105
All Funds	644,366	(177,337)	467,029	-	467,029
6025 Dist to Other Gov Unit					
6400 Federal Funds Ltd	169,882	6,286	176,168	-	176,168
6085 Other Special Payments					
6400 Federal Funds Ltd	11,610	430	12,040	-	12,040
TOTAL SPECIAL PAYMENTS					
8000 General Fund	203,849	(193,636)	10,213	-	10,213
6400 Federal Funds Ltd	1,029,592	38,095	1,067,687	-	1,067,687
TOTAL SPECIAL PAYMENTS	\$1,233,441	(\$155,541)	\$1,077,900	-	\$1,077,900
TOTAL EXPENDITURES					
8000 General Fund	12,319,272	(395,804)	11,923,468	1,527,584	13,451,052
3400 Other Funds Ltd	559,810	2,064	561,874	1,187,483	1,749,357

07/27/16
2:28 PM

Detail Revenues & Expenditures - Requested Budget
 2017-19 Biennium
 Planning Program

Version: V - 01 - Agency Request Budget
 Cross Reference Number: 66000-001-00-00-00000

Description	2017-19 Base Budget	Essential Packages	2017-19 Current Service Level	Policy Packages	2017-19 Agency Request Budget
6400 Federal Funds Ltd	6,555,932	73,874	6,629,806	329,804	6,959,610
TOTAL EXPENDITURES	\$19,435,014	(\$319,866)	\$19,115,148	\$3,044,871	\$22,160,019
ENDING BALANCE					
3400 Other Funds Ltd	291,059	(2,064)	288,995	-	288,995
6400 Federal Funds Ltd	73,874	(73,874)	-	-	-
TOTAL ENDING BALANCE	\$364,933	(\$75,938)	\$288,995	-	\$288,995
AUTHORIZED POSITIONS					
8150 Class/Unclass Positions	56	-	56	11	67
AUTHORIZED FTE					
8250 Class/Unclass FTE Positions	54.90	-	54.90	9.50	64.40

Detail Revenues & Expenditures - Requested Budget
2017-19 Biennium
Grant

Version: V - 01 - Agency Request Budget
Cross Reference Number: 66000-003-00-00-00000

Description	2017-19 Base Budget	Essential Packages	2017-19 Current Service Level	Policy Packages	2017-19 Agency Request Budget
REVENUE CATEGORIES					
GENERAL FUND APPROPRIATION					
0050 General Fund Appropriation					
8000 General Fund	1,527,115	56,502	1,583,617	1,500,000	3,083,617
AVAILABLE REVENUES					
8000 General Fund	1,527,115	56,502	1,583,617	1,500,000	3,083,617
EXPENDITURES					
SPECIAL PAYMENTS					
6015 Dist to Cities					
8000 General Fund	578,851	21,417	600,268	600,000	1,200,268
6020 Dist to Counties					
8000 General Fund	165,546	6,125	171,671	900,000	1,071,671
6025 Dist to Other Gov Unit					
8000 General Fund	625,711	23,151	648,862	-	648,862
6035 Dist to Individuals					
8000 General Fund	11,049	409	11,458	-	11,458
6085 Other Special Payments					
8000 General Fund	145,958	5,400	151,358	-	151,358
TOTAL SPECIAL PAYMENTS					
8000 General Fund	1,527,115	56,502	1,583,617	1,500,000	3,083,617

Description	Total Essential Packages	Pkg: 010	Pkg: 022	Pkg: 031		
		Non-PICS Psnl Svc / Vacancy Factor	Phase-out Pgm & One-time Costs	Standard Inflation		
		Priority: 00	Priority: 00	Priority: 00		

REVENUE CATEGORIES

GENERAL FUND APPROPRIATION

0050 General Fund Appropriation

8000 General Fund (339,302) 24,871 (640,233) 276,060

AVAILABLE REVENUES

8000 General Fund (339,302) 24,871 (640,233) 276,060

TOTAL AVAILABLE REVENUES

(\$339,302) \$24,871 (\$640,233) \$276,060

EXPENDITURES

PERSONAL SERVICES

SALARIES & WAGES

3160 Temporary Appointments

8000 General Fund 1,529 1,529 - -

6400 Federal Funds Ltd 926 926 - -

All Funds 2,455 2,455 - -

3170 Overtime Payments

8000 General Fund 987 987 - -

6400 Federal Funds Ltd 569 569 - -

All Funds 1,556 1,556 - -

3190 All Other Differential

8000 General Fund 359 359 - -

SALARIES & WAGES

8000 General Fund 2,875 2,875 - -

6400 Federal Funds Ltd 1,495 1,495 - -

Description	Total Essential Packages	Pkg: 010	Pkg: 022	Pkg: 031		
		Non-PICS Psnl Svc / Vacancy Factor	Phase-out Pgm & One-time Costs	Standard Inflation		
		Priority: 00	Priority: 00	Priority: 00		
TOTAL SALARIES & WAGES	\$4,370	\$4,370	-	-		
OTHER PAYROLL EXPENSES						
3220 Public Employees Retire Cont						
8000 General Fund	258	258	-	-		
6400 Federal Funds Ltd	109	109	-	-		
All Funds	367	367	-	-		
3221 Pension Obligation Bond						
8000 General Fund	10,567	10,567	-	-		
3400 Other Funds Ltd	2,506	2,506	-	-		
6400 Federal Funds Ltd	6,213	6,213	-	-		
All Funds	19,286	19,286	-	-		
3230 Social Security Taxes						
8000 General Fund	220	220	-	-		
6400 Federal Funds Ltd	115	115	-	-		
All Funds	335	335	-	-		
3240 Unemployment Assessments						
8000 General Fund	1,724	1,724	-	-		
3260 Mass Transit Tax						
8000 General Fund	2,288	2,288	-	-		
3400 Other Funds Ltd	(2,222)	(2,222)	-	-		
All Funds	66	66	-	-		
OTHER PAYROLL EXPENSES						
8000 General Fund	15,057	15,057	-	-		

Description	Total Essential Packages	Pkg: 010	Pkg: 022	Pkg: 031		
		Non-PICS Psnl Svc / Vacancy Factor	Phase-out Pgm & One-time Costs	Standard Inflation		
		Priority: 00	Priority: 00	Priority: 00		
3400 Other Funds Ltd	284	284	-	-		
6400 Federal Funds Ltd	6,437	6,437	-	-		
TOTAL OTHER PAYROLL EXPENSES	\$21,778	\$21,778	-	-		
P.S. BUDGET ADJUSTMENTS						
3455 Vacancy Savings						
8000 General Fund	6,939	6,939	-	-		
3400 Other Funds Ltd	1,350	-	1,350	-		
6400 Federal Funds Ltd	(59,591)	(59,591)	-	-		
All Funds	(51,302)	(52,652)	1,350	-		
PERSONAL SERVICES						
8000 General Fund	24,871	24,871	-	-		
3400 Other Funds Ltd	1,634	284	1,350	-		
6400 Federal Funds Ltd	(51,659)	(51,659)	-	-		
TOTAL PERSONAL SERVICES	(\$25,154)	(\$26,504)	\$1,350	-		
SERVICES & SUPPLIES						
4100 Instate Travel						
8000 General Fund	1,297	-	(4,227)	5,524		
3400 Other Funds Ltd	(3,000)	-	(3,000)	-		
6400 Federal Funds Ltd	3,534	-	-	3,534		
All Funds	1,831	-	(7,227)	9,058		
4125 Out of State Travel						
8000 General Fund	155	-	-	155		

Description	Total Essential Packages	Pkg: 010	Pkg: 022	Pkg: 031		
		Non-PICS Psnl Svc / Vacancy Factor	Phase-out Pgm & One-time Costs	Standard Inflation		
		Priority: 00	Priority: 00	Priority: 00		
6400 Federal Funds Ltd	551	-	-	551		
All Funds	706	-	-	706		
4150 Employee Training						
8000 General Fund	1,802	-	(414)	2,216		
6400 Federal Funds Ltd	1,372	-	-	1,372		
All Funds	3,174	-	(414)	3,588		
4175 Office Expenses						
8000 General Fund	2,916	-	(1,466)	4,382		
6400 Federal Funds Ltd	3,491	-	-	3,491		
All Funds	6,407	-	(1,466)	7,873		
4200 Telecommunications						
8000 General Fund	1,212	-	(2,745)	3,957		
6400 Federal Funds Ltd	927	-	-	927		
All Funds	2,139	-	(2,745)	4,884		
4225 State Gov. Service Charges						
8000 General Fund	55,538	-	-	55,538		
6400 Federal Funds Ltd	23,558	-	-	23,558		
All Funds	79,096	-	-	79,096		
4250 Data Processing						
8000 General Fund	(15,314)	-	(15,644)	330		
6400 Federal Funds Ltd	324	-	-	324		
All Funds	(14,990)	-	(15,644)	654		
4275 Publicity and Publications						

Land Conservation & Development, Dept of

Description	Total Essential Packages	Pkg: 010	Pkg: 022	Pkg: 031		
		Non-PICS Psnl Svc / Vacancy Factor	Phase-out Pgm & One-time Costs	Standard Inflation		
		Priority: 00	Priority: 00	Priority: 00		
8000 General Fund	277	-	(179)	456		
3400 Other Funds Ltd	3	-	-	3		
6400 Federal Funds Ltd	83	-	-	83		
All Funds	363	-	(179)	542		
4300 Professional Services						
8000 General Fund	(296,675)	-	(301,900)	5,225		
3400 Other Funds Ltd	1,917	-	-	1,917		
6400 Federal Funds Ltd	18,963	-	-	18,963		
All Funds	(275,795)	-	(301,900)	26,105		
4315 IT Professional Services						
8000 General Fund	(76,251)	-	(76,500)	249		
6400 Federal Funds Ltd	11,338	-	-	11,338		
All Funds	(64,913)	-	(76,500)	11,587		
4325 Attorney General						
8000 General Fund	61,416	-	(30,929)	92,345		
3400 Other Funds Ltd	1	-	-	1		
6400 Federal Funds Ltd	7,240	-	-	7,240		
All Funds	68,657	-	(30,929)	99,586		
4375 Employee Recruitment and Develop						
8000 General Fund	570	-	-	570		
6400 Federal Funds Ltd	124	-	-	124		
All Funds	694	-	-	694		
4400 Dues and Subscriptions						

Description	Total Essential Packages	Pkg: 010	Pkg: 022	Pkg: 031		
		Non-PICS Psnl Svc / Vacancy Factor	Phase-out Pgm & One-time Costs	Standard Inflation		
		Priority: 00	Priority: 00	Priority: 00		
8000 General Fund	7	-	-	7		
6400 Federal Funds Ltd	6	-	-	6		
All Funds	13	-	-	13		
4425 Facilities Rental and Taxes						
8000 General Fund	32,704	-	(10,955)	43,659		
3400 Other Funds Ltd	1,479	-	-	1,479		
6400 Federal Funds Ltd	14,390	-	-	14,390		
All Funds	48,573	-	(10,955)	59,528		
4475 Facilities Maintenance						
8000 General Fund	80	-	-	80		
6400 Federal Funds Ltd	118	-	-	118		
All Funds	198	-	-	198		
4575 Agency Program Related S and S						
8000 General Fund	355	-	-	355		
4650 Other Services and Supplies						
8000 General Fund	832	-	-	832		
3400 Other Funds Ltd	30	-	-	30		
6400 Federal Funds Ltd	70	-	-	70		
All Funds	932	-	-	932		
4700 Expendable Prop 250 - 5000						
8000 General Fund	274	-	-	274		
6400 Federal Funds Ltd	73	-	-	73		
All Funds	347	-	-	347		

Description	Total Essential Packages	Pkg: 010	Pkg: 022	Pkg: 031		
		Non-PICS Psnl Svc / Vacancy Factor	Phase-out Pgm & One-time Costs	Standard Inflation		
		Priority: 00	Priority: 00	Priority: 00		
4715 IT Expendable Property						
8000 General Fund	1,766	-	(1,274)	3,040		
6400 Federal Funds Ltd	1,276	-	-	1,276		
All Funds	3,042	-	(1,274)	4,316		
SERVICES & SUPPLIES						
8000 General Fund	(227,039)	-	(446,233)	219,194		
3400 Other Funds Ltd	430	-	(3,000)	3,430		
6400 Federal Funds Ltd	87,438	-	-	87,438		
TOTAL SERVICES & SUPPLIES	(\$139,171)	-	(\$449,233)	\$310,062		
SPECIAL PAYMENTS						
6015 Dist to Cities						
8000 General Fund	21,427	-	-	21,427		
6400 Federal Funds Ltd	15,070	-	-	15,070		
All Funds	36,497	-	-	36,497		
6020 Dist to Counties						
8000 General Fund	(187,521)	-	(194,000)	6,479		
6400 Federal Funds Ltd	16,309	-	-	16,309		
All Funds	(171,212)	-	(194,000)	22,788		
6025 Dist to Other Gov Unit						
8000 General Fund	23,151	-	-	23,151		
6400 Federal Funds Ltd	6,286	-	-	6,286		
All Funds	29,437	-	-	29,437		
6035 Dist to Individuals						

Description	Total Essential Packages	Pkg: 010	Pkg: 022	Pkg: 031		
		Non-PICS Psnl Svc / Vacancy Factor	Phase-out Pgm & One-time Costs	Standard Inflation		
		Priority: 00	Priority: 00	Priority: 00		
8000 General Fund	409	-	-	409		
6085 Other Special Payments						
8000 General Fund	5,400	-	-	5,400		
6400 Federal Funds Ltd	430	-	-	430		
All Funds	5,830	-	-	5,830		
SPECIAL PAYMENTS						
8000 General Fund	(137,134)	-	(194,000)	56,866		
6400 Federal Funds Ltd	38,095	-	-	38,095		
TOTAL SPECIAL PAYMENTS	(\$99,039)	-	(\$194,000)	\$94,961		
EXPENDITURES						
8000 General Fund	(339,302)	24,871	(640,233)	276,060		
3400 Other Funds Ltd	2,064	284	(1,650)	3,430		
6400 Federal Funds Ltd	73,874	(51,659)	-	125,533		
TOTAL EXPENDITURES	(\$263,364)	(\$26,504)	(\$641,883)	\$405,023		
ENDING BALANCE						
8000 General Fund	-	-	-	-		
3400 Other Funds Ltd	(2,064)	(284)	1,650	(3,430)		
6400 Federal Funds Ltd	(73,874)	51,659	-	(125,533)		
TOTAL ENDING BALANCE	(\$75,938)	\$51,375	\$1,650	(\$128,963)		

BDV004B
 2017-19 Biennium
 Planning Program

Version: V - 01 - Agency Request Budget
 Cross Reference Number: 66000-001-00-00-00000

Description	Total Essential Packages	Pkg: 010	Pkg: 022	Pkg: 031		
		Non-PICS Psnl Svc / Vacancy Factor	Phase-out Pgm & One-time Costs	Standard Inflation		
		Priority: 00	Priority: 00	Priority: 00		

REVENUE CATEGORIES

GENERAL FUND APPROPRIATION

0050 General Fund Appropriation

8000 General Fund	(395,804)	24,871	(640,233)	219,558
-------------------	-----------	--------	-----------	---------

AVAILABLE REVENUES

8000 General Fund	(395,804)	24,871	(640,233)	219,558
-------------------	-----------	--------	-----------	---------

TOTAL AVAILABLE REVENUES

(\$395,804)	\$24,871	(\$640,233)	\$219,558
--------------------	-----------------	--------------------	------------------

EXPENDITURES

PERSONAL SERVICES

SALARIES & WAGES

3160 Temporary Appointments

8000 General Fund	1,529	1,529	-	-
6400 Federal Funds Ltd	926	926	-	-
All Funds	2,455	2,455	-	-

3170 Overtime Payments

8000 General Fund	987	987	-	-
6400 Federal Funds Ltd	569	569	-	-
All Funds	1,556	1,556	-	-

3190 All Other Differential

8000 General Fund	359	359	-	-
-------------------	-----	-----	---	---

SALARIES & WAGES

8000 General Fund	2,875	2,875	-	-
6400 Federal Funds Ltd	1,495	1,495	-	-

BDV004B
2017-19 Biennium
Planning Program

Version: V - 01 - Agency Request Budget
Cross Reference Number: 66000-001-00-00-00000

Description	Total Essential Packages	Pkg: 010 Non-PICS Psnl Svc / Vacancy Factor Priority: 00	Pkg: 022 Phase-out Pgm & One-time Costs Priority: 00	Pkg: 031 Standard Inflation Priority: 00		
TOTAL SALARIES & WAGES	\$4,370	\$4,370	-	-		
OTHER PAYROLL EXPENSES						
3220 Public Employees Retire Cont						
8000 General Fund	258	258	-	-		
6400 Federal Funds Ltd	109	109	-	-		
All Funds	367	367	-	-		
3221 Pension Obligation Bond						
8000 General Fund	10,567	10,567	-	-		
3400 Other Funds Ltd	2,506	2,506	-	-		
6400 Federal Funds Ltd	6,213	6,213	-	-		
All Funds	19,286	19,286	-	-		
3230 Social Security Taxes						
8000 General Fund	220	220	-	-		
6400 Federal Funds Ltd	115	115	-	-		
All Funds	335	335	-	-		
3240 Unemployment Assessments						
8000 General Fund	1,724	1,724	-	-		
3260 Mass Transit Tax						
8000 General Fund	2,288	2,288	-	-		
3400 Other Funds Ltd	(2,222)	(2,222)	-	-		
All Funds	66	66	-	-		
OTHER PAYROLL EXPENSES						
8000 General Fund	15,057	15,057	-	-		

BDV004B
 2017-19 Biennium
 Planning Program

Version: V - 01 - Agency Request Budget
 Cross Reference Number: 66000-001-00-00-00000

Description	Total Essential Packages	Pkg: 010	Pkg: 022	Pkg: 031		
		Non-PICS Psnl Svc / Vacancy Factor	Phase-out Pgm & One-time Costs	Standard Inflation		
		Priority: 00	Priority: 00	Priority: 00		
3400 Other Funds Ltd	284	284	-	-		
6400 Federal Funds Ltd	6,437	6,437	-	-		
TOTAL OTHER PAYROLL EXPENSES	\$21,778	\$21,778	-	-		
P.S. BUDGET ADJUSTMENTS						
3455 Vacancy Savings						
8000 General Fund	6,939	6,939	-	-		
3400 Other Funds Ltd	1,350	-	1,350	-		
6400 Federal Funds Ltd	(59,591)	(59,591)	-	-		
All Funds	(51,302)	(52,652)	1,350	-		
PERSONAL SERVICES						
8000 General Fund	24,871	24,871	-	-		
3400 Other Funds Ltd	1,634	284	1,350	-		
6400 Federal Funds Ltd	(51,659)	(51,659)	-	-		
TOTAL PERSONAL SERVICES	(\$25,154)	(\$26,504)	\$1,350	-		
SERVICES & SUPPLIES						
4100 Instate Travel						
8000 General Fund	1,297	-	(4,227)	5,524		
3400 Other Funds Ltd	(3,000)	-	(3,000)	-		
6400 Federal Funds Ltd	3,534	-	-	3,534		
All Funds	1,831	-	(7,227)	9,058		
4125 Out of State Travel						
8000 General Fund	155	-	-	155		

BDV004B
2017-19 Biennium
Planning Program

Version: V - 01 - Agency Request Budget
Cross Reference Number: 66000-001-00-00-00000

Description	Total Essential Packages	Pkg: 010	Pkg: 022	Pkg: 031		
		Non-PICS Psnl Svc / Vacancy Factor	Phase-out Pgm & One-time Costs	Standard Inflation		
		Priority: 00	Priority: 00	Priority: 00		
6400 Federal Funds Ltd	551	-	-	551		
All Funds	706	-	-	706		
4150 Employee Training						
8000 General Fund	1,802	-	(414)	2,216		
6400 Federal Funds Ltd	1,372	-	-	1,372		
All Funds	3,174	-	(414)	3,588		
4175 Office Expenses						
8000 General Fund	2,916	-	(1,466)	4,382		
6400 Federal Funds Ltd	3,491	-	-	3,491		
All Funds	6,407	-	(1,466)	7,873		
4200 Telecommunications						
8000 General Fund	1,212	-	(2,745)	3,957		
6400 Federal Funds Ltd	927	-	-	927		
All Funds	2,139	-	(2,745)	4,884		
4225 State Gov. Service Charges						
8000 General Fund	55,538	-	-	55,538		
6400 Federal Funds Ltd	23,558	-	-	23,558		
All Funds	79,096	-	-	79,096		
4250 Data Processing						
8000 General Fund	(15,314)	-	(15,644)	330		
6400 Federal Funds Ltd	324	-	-	324		
All Funds	(14,990)	-	(15,644)	654		
4275 Publicity and Publications						

BDV004B
 2017-19 Biennium
 Planning Program

Version: V - 01 - Agency Request Budget
 Cross Reference Number: 66000-001-00-00-00000

Description	Total Essential Packages	Pkg: 010	Pkg: 022	Pkg: 031		
		Non-PICS Psnl Svc / Vacancy Factor	Phase-out Pgm & One-time Costs	Standard Inflation		
		Priority: 00	Priority: 00	Priority: 00		
8000 General Fund	277	-	(179)	456		
3400 Other Funds Ltd	3	-	-	3		
6400 Federal Funds Ltd	83	-	-	83		
All Funds	363	-	(179)	542		
4300 Professional Services						
8000 General Fund	(296,675)	-	(301,900)	5,225		
3400 Other Funds Ltd	1,917	-	-	1,917		
6400 Federal Funds Ltd	18,963	-	-	18,963		
All Funds	(275,795)	-	(301,900)	26,105		
4315 IT Professional Services						
8000 General Fund	(76,251)	-	(76,500)	249		
6400 Federal Funds Ltd	11,338	-	-	11,338		
All Funds	(64,913)	-	(76,500)	11,587		
4325 Attorney General						
8000 General Fund	61,416	-	(30,929)	92,345		
3400 Other Funds Ltd	1	-	-	1		
6400 Federal Funds Ltd	7,240	-	-	7,240		
All Funds	68,657	-	(30,929)	99,586		
4375 Employee Recruitment and Develop						
8000 General Fund	570	-	-	570		
6400 Federal Funds Ltd	124	-	-	124		
All Funds	694	-	-	694		
4400 Dues and Subscriptions						

BDV004B
 2017-19 Biennium
 Planning Program

Version: V - 01 - Agency Request Budget
 Cross Reference Number: 66000-001-00-00-00000

Description	Total Essential Packages	Pkg: 010	Pkg: 022	Pkg: 031		
		Non-PICS Psnl Svc / Vacancy Factor	Phase-out Pgm & One-time Costs	Standard Inflation		
		Priority: 00	Priority: 00	Priority: 00		
8000 General Fund	7	-	-	7		
6400 Federal Funds Ltd	6	-	-	6		
All Funds	13	-	-	13		
4425 Facilities Rental and Taxes						
8000 General Fund	32,704	-	(10,955)	43,659		
3400 Other Funds Ltd	1,479	-	-	1,479		
6400 Federal Funds Ltd	14,390	-	-	14,390		
All Funds	48,573	-	(10,955)	59,528		
4475 Facilities Maintenance						
8000 General Fund	80	-	-	80		
6400 Federal Funds Ltd	118	-	-	118		
All Funds	198	-	-	198		
4575 Agency Program Related S and S						
8000 General Fund	355	-	-	355		
4650 Other Services and Supplies						
8000 General Fund	832	-	-	832		
3400 Other Funds Ltd	30	-	-	30		
6400 Federal Funds Ltd	70	-	-	70		
All Funds	932	-	-	932		
4700 Expendable Prop 250 - 5000						
8000 General Fund	274	-	-	274		
6400 Federal Funds Ltd	73	-	-	73		
All Funds	347	-	-	347		

BDV004B
 2017-19 Biennium
 Planning Program

Version: V - 01 - Agency Request Budget
 Cross Reference Number: 66000-001-00-00-00000

Description	Total Essential Packages	Pkg: 010	Pkg: 022	Pkg: 031		
		Non-PICS Psnl Svc / Vacancy Factor	Phase-out Pgm & One-time Costs	Standard Inflation		
		Priority: 00	Priority: 00	Priority: 00		
4715 IT Expendable Property						
8000 General Fund	1,766	-	(1,274)	3,040		
6400 Federal Funds Ltd	1,276	-	-	1,276		
All Funds	3,042	-	(1,274)	4,316		
SERVICES & SUPPLIES						
8000 General Fund	(227,039)	-	(446,233)	219,194		
3400 Other Funds Ltd	430	-	(3,000)	3,430		
6400 Federal Funds Ltd	87,438	-	-	87,438		
TOTAL SERVICES & SUPPLIES	(\$139,171)	-	(\$449,233)	\$310,062		
SPECIAL PAYMENTS						
6015 Dist to Cities						
8000 General Fund	10	-	-	10		
6400 Federal Funds Ltd	15,070	-	-	15,070		
All Funds	15,080	-	-	15,080		
6020 Dist to Counties						
8000 General Fund	(193,646)	-	(194,000)	354		
6400 Federal Funds Ltd	16,309	-	-	16,309		
All Funds	(177,337)	-	(194,000)	16,663		
6025 Dist to Other Gov Unit						
6400 Federal Funds Ltd	6,286	-	-	6,286		
6085 Other Special Payments						
6400 Federal Funds Ltd	430	-	-	430		
SPECIAL PAYMENTS						

BDV004B
2017-19 Biennium
Planning Program

Version: V - 01 - Agency Request Budget
Cross Reference Number: 66000-001-00-00-00000

Description	Total Essential Packages	Pkg: 010	Pkg: 022	Pkg: 031		
		Non-PICS Psnl Svc / Vacancy Factor	Phase-out Pgm & One-time Costs	Standard Inflation		
		Priority: 00	Priority: 00	Priority: 00		
8000 General Fund	(193,636)	-	(194,000)	364		
6400 Federal Funds Ltd	38,095	-	-	38,095		
TOTAL SPECIAL PAYMENTS	(\$155,541)	-	(\$194,000)	\$38,459		
EXPENDITURES						
8000 General Fund	(395,804)	24,871	(640,233)	219,558		
3400 Other Funds Ltd	2,064	284	(1,650)	3,430		
6400 Federal Funds Ltd	73,874	(51,659)	-	125,533		
TOTAL EXPENDITURES	(\$319,866)	(\$26,504)	(\$641,883)	\$348,521		
ENDING BALANCE						
8000 General Fund	-	-	-	-		
3400 Other Funds Ltd	(2,064)	(284)	1,650	(3,430)		
6400 Federal Funds Ltd	(73,874)	51,659	-	(125,533)		
TOTAL ENDING BALANCE	(\$75,938)	\$51,375	\$1,650	(\$128,963)		

BDV004B
2017-19 Biennium
Grant

Version: V - 01 - Agency Request Budget
Cross Reference Number: 66000-003-00-00-00000

Description	Total Essential Packages	Pkg: 031 Standard Inflation Priority: 00				
-------------	--------------------------	--	--	--	--	--

REVENUE CATEGORIES

GENERAL FUND APPROPRIATION

0050 General Fund Appropriation

8000 General Fund	56,502	56,502
-------------------	--------	--------

AVAILABLE REVENUES

8000 General Fund	56,502	56,502
-------------------	--------	--------

TOTAL AVAILABLE REVENUES	\$56,502	\$56,502
---------------------------------	-----------------	-----------------

EXPENDITURES

SPECIAL PAYMENTS

6015 Dist to Cities

8000 General Fund	21,417	21,417
-------------------	--------	--------

6020 Dist to Counties

8000 General Fund	6,125	6,125
-------------------	-------	-------

6025 Dist to Other Gov Unit

8000 General Fund	23,151	23,151
-------------------	--------	--------

6035 Dist to Individuals

8000 General Fund	409	409
-------------------	-----	-----

6085 Other Special Payments

8000 General Fund	5,400	5,400
-------------------	-------	-------

SPECIAL PAYMENTS

8000 General Fund	56,502	56,502
-------------------	--------	--------

TOTAL SPECIAL PAYMENTS	\$56,502	\$56,502
-------------------------------	-----------------	-----------------

BDV004B
 2017-19 Biennium
 Grant

Version: V - 01 - Agency Request Budget
 Cross Reference Number: 66000-003-00-00-00000

Description	Total Essential Packages	Pkg: 031 Standard Inflation				
		Priority: 00				
ENDING BALANCE						
8000 General Fund	-	-				
TOTAL ENDING BALANCE		-	-			

BDV004B
2017-19 Biennium

Version: V - 01 - Agency Request Budget
Cross Reference Number: 66000-000-00-00-00000

Land Conservation & Development, Dept of

Description	Total Policy Packages	Pkg: 101	Pkg: 102	Pkg: 103	Pkg: 104	Pkg: 105
		Restore Grants for Local Planning	Planning for Housing fordability-DLCD/OHC	Improving Data and GIS Resources	Natural Hazards Mitigation Planning	Coastal Resilience and Mitigation Planning
		Priority: 01	Priority: 02	Priority: 03	Priority: 04	Priority: 05

REVENUE CATEGORIES

GENERAL FUND APPROPRIATION

0050 General Fund Appropriation

8000 General Fund	3,027,584	1,500,000	315,912	344,491	457,454	409,727
-------------------	-----------	-----------	---------	---------	---------	---------

FEDERAL FUNDS REVENUE

0995 Federal Funds

6400 Federal Funds Ltd	329,804	-	-	-	329,804	-
------------------------	---------	---	---	---	---------	---

TRANSFERS IN

1248 Tsfr From Military Dept, Or

3400 Other Funds Ltd	1,083,668	-	-	-	1,083,668	-
----------------------	-----------	---	---	---	-----------	---

1914 Tsfr From Housing and Com Svcs

3400 Other Funds Ltd	103,815	-	103,815	-	-	-
----------------------	---------	---	---------	---	---	---

TRANSFERS IN

3400 Other Funds Ltd	1,187,483	-	103,815	-	1,083,668	-
----------------------	-----------	---	---------	---	-----------	---

TOTAL TRANSFERS IN	\$1,187,483	-	\$103,815	-	\$1,083,668	-
---------------------------	--------------------	----------	------------------	----------	--------------------	----------

REVENUE CATEGORIES

8000 General Fund	3,027,584	1,500,000	315,912	344,491	457,454	409,727
-------------------	-----------	-----------	---------	---------	---------	---------

3400 Other Funds Ltd	1,187,483	-	103,815	-	1,083,668	-
----------------------	-----------	---	---------	---	-----------	---

6400 Federal Funds Ltd	329,804	-	-	-	329,804	-
------------------------	---------	---	---	---	---------	---

TOTAL REVENUE CATEGORIES	\$4,544,871	\$1,500,000	\$419,727	\$344,491	\$1,870,926	\$409,727
---------------------------------	--------------------	--------------------	------------------	------------------	--------------------	------------------

AVAILABLE REVENUES

8000 General Fund	3,027,584	1,500,000	315,912	344,491	457,454	409,727
-------------------	-----------	-----------	---------	---------	---------	---------

BDV004B
2017-19 Biennium

Version: V - 01 - Agency Request Budget
Cross Reference Number: 66000-000-00-00-00000

Land Conservation & Development, Dept of

Description	Total Policy Packages	Pkg: 101	Pkg: 102	Pkg: 103	Pkg: 104	Pkg: 105
		Restore Grants for Local Planning	Planning for Housing Affordability-DLCD/OHC	Improving Data and GIS Resources	Natural Hazards Mitigation Planning	Coastal Resilience and Mitigation Planning
		Priority: 01	Priority: 02	Priority: 03	Priority: 04	Priority: 05
3400 Other Funds Ltd	1,187,483	-	103,815	-	1,083,668	-
6400 Federal Funds Ltd	329,804	-	-	-	329,804	-
TOTAL AVAILABLE REVENUES	\$4,544,871	\$1,500,000	\$419,727	\$344,491	\$1,870,926	\$409,727

EXPENDITURES

PERSONAL SERVICES

SALARIES & WAGES

3110 Class/Unclass Sal. and Per Diem

8000 General Fund	717,523	-	193,464	118,752	151,435	253,872
3400 Other Funds Ltd	321,964	-	60,408	-	261,556	-
6400 Federal Funds Ltd	89,209	-	-	-	89,209	-
All Funds	1,128,696	-	253,872	118,752	502,200	253,872

OTHER PAYROLL EXPENSES

3210 Empl. Rel. Bd. Assessments

8000 General Fund	369	-	85	57	113	114
3400 Other Funds Ltd	210	-	29	-	181	-
6400 Federal Funds Ltd	48	-	-	-	48	-
All Funds	627	-	114	57	342	114

3220 Public Employees Retire Cont

8000 General Fund	136,974	-	36,932	22,670	28,908	48,464
3400 Other Funds Ltd	61,463	-	11,532	-	49,931	-
6400 Federal Funds Ltd	17,030	-	-	-	17,030	-
All Funds	215,467	-	48,464	22,670	95,869	48,464

3230 Social Security Taxes

Description	Total Policy Packages	Pkg: 101	Pkg: 102	Pkg: 103	Pkg: 104	Pkg: 105
		Restore Grants for Local Planning	Planning for Housing Affordability-DLCD/OHC	Improving Data and GIS Resources	Natural Hazards Mitigation Planning	Coastal Resilience and Mitigation Planning
		Priority: 01	Priority: 02	Priority: 03	Priority: 04	Priority: 05
8000 General Fund	54,889	-	14,800	9,084	11,584	19,421
3400 Other Funds Ltd	24,630	-	4,621	-	20,009	-
6400 Federal Funds Ltd	6,825	-	-	-	6,825	-
All Funds	86,344	-	19,421	9,084	38,418	19,421
3250 Workers Comp. Assess. (WCD)						
8000 General Fund	448	-	103	69	138	138
3400 Other Funds Ltd	252	-	35	-	217	-
6400 Federal Funds Ltd	59	-	-	-	59	-
All Funds	759	-	138	69	414	138
3270 Flexible Benefits						
8000 General Fund	216,683	-	50,004	33,336	66,671	66,672
3400 Other Funds Ltd	121,677	-	16,668	-	105,009	-
6400 Federal Funds Ltd	28,336	-	-	-	28,336	-
All Funds	366,696	-	66,672	33,336	200,016	66,672
OTHER PAYROLL EXPENSES						
8000 General Fund	409,363	-	101,924	65,216	107,414	134,809
3400 Other Funds Ltd	208,232	-	32,885	-	175,347	-
6400 Federal Funds Ltd	52,298	-	-	-	52,298	-
TOTAL OTHER PAYROLL EXPENSES	\$669,893	-	\$134,809	\$65,216	\$335,059	\$134,809
PERSONAL SERVICES						
8000 General Fund	1,126,886	-	295,388	183,968	258,849	388,681
3400 Other Funds Ltd	530,196	-	93,293	-	436,903	-
6400 Federal Funds Ltd	141,507	-	-	-	141,507	-

Description	Total Policy Packages	Pkg: 101	Pkg: 102	Pkg: 103	Pkg: 104	Pkg: 105
		Restore Grants for Local Planning	Planning for Housing Affordability-DLCD/OHC	Improving Data and GIS Resources	Natural Hazards Mitigation Planning	Coastal Resilience and Mitigation Planning
		Priority: 01	Priority: 02	Priority: 03	Priority: 04	Priority: 05
TOTAL PERSONAL SERVICES	\$1,798,589	-	\$388,681	\$183,968	\$837,259	\$388,681
SERVICES & SUPPLIES						
4100 Instate Travel						
8000 General Fund	20,756	-	4,050	4,050	4,556	8,100
3400 Other Funds Ltd	13,669	-	4,050	-	9,619	-
6400 Federal Funds Ltd	2,025	-	-	-	2,025	-
All Funds	36,450	-	8,100	4,050	16,200	8,100
4150 Employee Training						
8000 General Fund	9,252	-	1,779	1,779	2,136	3,558
3400 Other Funds Ltd	6,005	-	1,779	-	4,226	-
6400 Federal Funds Ltd	757	-	-	-	757	-
All Funds	16,014	-	3,558	1,779	7,119	3,558
4175 Office Expenses						
8000 General Fund	5,420	-	1,043	1,042	1,251	2,084
3400 Other Funds Ltd	3,514	-	1,041	-	2,473	-
6400 Federal Funds Ltd	443	-	-	-	443	-
All Funds	9,377	-	2,084	1,042	4,167	2,084
4200 Telecommunications						
8000 General Fund	12,122	-	2,331	2,331	2,798	4,662
3400 Other Funds Ltd	7,868	-	2,331	-	5,537	-
6400 Federal Funds Ltd	991	-	-	-	991	-
All Funds	20,981	-	4,662	2,331	9,326	4,662
4250 Data Processing						

Description	Total Policy Packages	Pkg: 101	Pkg: 102	Pkg: 103	Pkg: 104	Pkg: 105
		Restore Grants for Local Planning	Planning for Housing Affordability-DLCD/OHC	Improving Data and GIS Resources	Natural Hazards Mitigation Planning	Coastal Resilience and Mitigation Planning
		Priority: 01	Priority: 02	Priority: 03	Priority: 04	Priority: 05
8000 General Fund	464	-	89	89	108	178
3400 Other Funds Ltd	301	-	89	-	212	-
6400 Federal Funds Ltd	38	-	-	-	38	-
All Funds	803	-	178	89	358	178
4275 Publicity and Publications						
8000 General Fund	198	-	38	38	46	76
3400 Other Funds Ltd	128	-	38	-	90	-
6400 Federal Funds Ltd	16	-	-	-	16	-
All Funds	342	-	76	38	152	76
4300 Professional Services						
8000 General Fund	245,397	-	10,000	50,000	185,397	-
3400 Other Funds Ltd	620,920	-	-	-	620,920	-
6400 Federal Funds Ltd	183,052	-	-	-	183,052	-
All Funds	1,049,369	-	10,000	50,000	989,369	-
4315 IT Professional Services						
8000 General Fund	100,000	-	-	100,000	-	-
4375 Employee Recruitment and Develop						
8000 General Fund	489	-	94	94	113	188
3400 Other Funds Ltd	317	-	94	-	223	-
6400 Federal Funds Ltd	40	-	-	-	40	-
All Funds	846	-	188	94	376	188
4715 IT Expendable Property						
8000 General Fund	6,600	-	1,100	1,100	2,200	2,200

BDV004B
2017-19 Biennium

Version: V - 01 - Agency Request Budget
Cross Reference Number: 66000-000-00-00-00000

Land Conservation & Development, Dept of

Description	Total Policy Packages	Pkg: 101	Pkg: 102	Pkg: 103	Pkg: 104	Pkg: 105
		Restore Grants for Local Planning	Planning for Housing Affordability-DLCD/OHC	Improving Data and GIS Resources	Natural Hazards Mitigation Planning	Coastal Resilience and Mitigation Planning
		Priority: 01	Priority: 02	Priority: 03	Priority: 04	Priority: 05
3400 Other Funds Ltd	4,565	-	1,100	-	3,465	-
6400 Federal Funds Ltd	935	-	-	-	935	-
All Funds	12,100	-	2,200	1,100	6,600	2,200
SERVICES & SUPPLIES						
8000 General Fund	400,698	-	20,524	160,523	198,605	21,046
3400 Other Funds Ltd	657,287	-	10,522	-	646,765	-
6400 Federal Funds Ltd	188,297	-	-	-	188,297	-
TOTAL SERVICES & SUPPLIES	\$1,246,282	-	\$31,046	\$160,523	\$1,033,667	\$21,046
SPECIAL PAYMENTS						
6015 Dist to Cities						
8000 General Fund	600,000	600,000	-	-	-	-
6020 Dist to Counties						
8000 General Fund	900,000	900,000	-	-	-	-
SPECIAL PAYMENTS						
8000 General Fund	1,500,000	1,500,000	-	-	-	-
TOTAL SPECIAL PAYMENTS	\$1,500,000	\$1,500,000	-	-	-	-
EXPENDITURES						
8000 General Fund	3,027,584	1,500,000	315,912	344,491	457,454	409,727
3400 Other Funds Ltd	1,187,483	-	103,815	-	1,083,668	-
6400 Federal Funds Ltd	329,804	-	-	-	329,804	-
TOTAL EXPENDITURES	\$4,544,871	\$1,500,000	\$419,727	\$344,491	\$1,870,926	\$409,727
ENDING BALANCE						

BDV004B
2017-19 Biennium

Version: V - 01 - Agency Request Budget
Cross Reference Number: 66000-000-00-00-00000

Land Conservation & Development, Dept of

Description	Total Policy Packages	Pkg: 101	Pkg: 102	Pkg: 103	Pkg: 104	Pkg: 105
		Restore Grants for Local Planning	Planning for Housing Affordability-DLCD/OHC	Improving Data and GIS Resources	Natural Hazards Mitigation Planning	Coastal Resilience and Mitigation Planning
		Priority: 01	Priority: 02	Priority: 03	Priority: 04	Priority: 05
8000 General Fund	-	-	-	-	-	-
3400 Other Funds Ltd	-	-	-	-	-	-
6400 Federal Funds Ltd	-	-	-	-	-	-
TOTAL ENDING BALANCE	-	-	-	-	-	-
AUTHORIZED POSITIONS						
8150 Class/Unclass Positions	11	-	2	1	6	2
AUTHORIZED FTE						
8250 Class/Unclass FTE Positions	9.50	-	2.00	1.00	4.50	2.00

BDV004B
2017-19 Biennium
Planning Program

Version: V - 01 - Agency Request Budget
Cross Reference Number: 66000-001-00-00-00000

Description	Total Policy Packages	Pkg: 102	Pkg: 103	Pkg: 104	Pkg: 105	
		Planning for Housing fordability-DLCD/OHC	Improving Data and GIS Resources	Natural Hazards Mitigation Planning	Coastal Resilience and Mitigation Planning	
		Priority: 02	Priority: 03	Priority: 04	Priority: 05	

REVENUE CATEGORIES

GENERAL FUND APPROPRIATION

0050 General Fund Appropriation

8000 General Fund	1,527,584	315,912	344,491	457,454	409,727
-------------------	-----------	---------	---------	---------	---------

FEDERAL FUNDS REVENUE

0995 Federal Funds

6400 Federal Funds Ltd	329,804	-	-	329,804	-
------------------------	---------	---	---	---------	---

TRANSFERS IN

1248 Tsfr From Military Dept, Or

3400 Other Funds Ltd	1,083,668	-	-	1,083,668	-
----------------------	-----------	---	---	-----------	---

1914 Tsfr From Housing and Com Svcs

3400 Other Funds Ltd	103,815	103,815	-	-	-
----------------------	---------	---------	---	---	---

TRANSFERS IN

3400 Other Funds Ltd	1,187,483	103,815	-	1,083,668	-
----------------------	-----------	---------	---	-----------	---

TOTAL TRANSFERS IN	\$1,187,483	\$103,815	-	\$1,083,668	-
---------------------------	--------------------	------------------	----------	--------------------	----------

REVENUE CATEGORIES

8000 General Fund	1,527,584	315,912	344,491	457,454	409,727
-------------------	-----------	---------	---------	---------	---------

3400 Other Funds Ltd	1,187,483	103,815	-	1,083,668	-
----------------------	-----------	---------	---	-----------	---

6400 Federal Funds Ltd	329,804	-	-	329,804	-
------------------------	---------	---	---	---------	---

TOTAL REVENUE CATEGORIES	\$3,044,871	\$419,727	\$344,491	\$1,870,926	\$409,727
---------------------------------	--------------------	------------------	------------------	--------------------	------------------

AVAILABLE REVENUES

8000 General Fund	1,527,584	315,912	344,491	457,454	409,727
-------------------	-----------	---------	---------	---------	---------

BDV004B
2017-19 Biennium
Planning Program

Version: V - 01 - Agency Request Budget
Cross Reference Number: 66000-001-00-00-00000

Description	Total Policy Packages	Pkg: 102	Pkg: 103	Pkg: 104	Pkg: 105	
		Planning for Housing fordability-DLCD/OHC	Improving Data and GIS Resources	Natural Hazards Mitigation Planning	Coastal Resilience and Mitigation Planning	
		Priority: 02	Priority: 03	Priority: 04	Priority: 05	
3400 Other Funds Ltd	1,187,483	103,815	-	1,083,668	-	
6400 Federal Funds Ltd	329,804	-	-	329,804	-	
TOTAL AVAILABLE REVENUES	\$3,044,871	\$419,727	\$344,491	\$1,870,926	\$409,727	

EXPENDITURES

PERSONAL SERVICES

SALARIES & WAGES

3110 Class/Unclass Sal. and Per Diem

8000 General Fund	717,523	193,464	118,752	151,435	253,872
3400 Other Funds Ltd	321,964	60,408	-	261,556	-
6400 Federal Funds Ltd	89,209	-	-	89,209	-
All Funds	1,128,696	253,872	118,752	502,200	253,872

OTHER PAYROLL EXPENSES

3210 Empl. Rel. Bd. Assessments

8000 General Fund	369	85	57	113	114
3400 Other Funds Ltd	210	29	-	181	-
6400 Federal Funds Ltd	48	-	-	48	-
All Funds	627	114	57	342	114

3220 Public Employees Retire Cont

8000 General Fund	136,974	36,932	22,670	28,908	48,464
3400 Other Funds Ltd	61,463	11,532	-	49,931	-
6400 Federal Funds Ltd	17,030	-	-	17,030	-
All Funds	215,467	48,464	22,670	95,869	48,464

3230 Social Security Taxes

BDV004B
2017-19 Biennium
Planning Program

Version: V - 01 - Agency Request Budget
Cross Reference Number: 66000-001-00-00-00000

Description	Total Policy Packages	Pkg: 102	Pkg: 103	Pkg: 104	Pkg: 105	
		Planning for Housing fordability-DLCD/OHC	Improving Data and GIS Resources	Natural Hazards Mitigation Planning	Coastal Resilience and Mitigation Planning	
		Priority: 02	Priority: 03	Priority: 04	Priority: 05	
8000 General Fund	54,889	14,800	9,084	11,584	19,421	
3400 Other Funds Ltd	24,630	4,621	-	20,009	-	
6400 Federal Funds Ltd	6,825	-	-	6,825	-	
All Funds	86,344	19,421	9,084	38,418	19,421	
3250 Workers Comp. Assess. (WCD)						
8000 General Fund	448	103	69	138	138	
3400 Other Funds Ltd	252	35	-	217	-	
6400 Federal Funds Ltd	59	-	-	59	-	
All Funds	759	138	69	414	138	
3270 Flexible Benefits						
8000 General Fund	216,683	50,004	33,336	66,671	66,672	
3400 Other Funds Ltd	121,677	16,668	-	105,009	-	
6400 Federal Funds Ltd	28,336	-	-	28,336	-	
All Funds	366,696	66,672	33,336	200,016	66,672	
OTHER PAYROLL EXPENSES						
8000 General Fund	409,363	101,924	65,216	107,414	134,809	
3400 Other Funds Ltd	208,232	32,885	-	175,347	-	
6400 Federal Funds Ltd	52,298	-	-	52,298	-	
TOTAL OTHER PAYROLL EXPENSES	\$669,893	\$134,809	\$65,216	\$335,059	\$134,809	
PERSONAL SERVICES						
8000 General Fund	1,126,886	295,388	183,968	258,849	388,681	
3400 Other Funds Ltd	530,196	93,293	-	436,903	-	
6400 Federal Funds Ltd	141,507	-	-	141,507	-	

BDV004B
2017-19 Biennium
Planning Program

Version: V - 01 - Agency Request Budget
Cross Reference Number: 66000-001-00-00-00000

Description	Total Policy Packages	Pkg: 102	Pkg: 103	Pkg: 104	Pkg: 105	
		Planning for Housing fordability-DLCD/OHC	Improving Data and GIS Resources	Natural Hazards Mitigation Planning	Coastal Resilience and Mitigation Planning	
		Priority: 02	Priority: 03	Priority: 04	Priority: 05	
TOTAL PERSONAL SERVICES	\$1,798,589	\$388,681	\$183,968	\$837,259	\$388,681	
SERVICES & SUPPLIES						
4100 Instate Travel						
8000 General Fund	20,756	4,050	4,050	4,556	8,100	
3400 Other Funds Ltd	13,669	4,050	-	9,619	-	
6400 Federal Funds Ltd	2,025	-	-	2,025	-	
All Funds	36,450	8,100	4,050	16,200	8,100	
4150 Employee Training						
8000 General Fund	9,252	1,779	1,779	2,136	3,558	
3400 Other Funds Ltd	6,005	1,779	-	4,226	-	
6400 Federal Funds Ltd	757	-	-	757	-	
All Funds	16,014	3,558	1,779	7,119	3,558	
4175 Office Expenses						
8000 General Fund	5,420	1,043	1,042	1,251	2,084	
3400 Other Funds Ltd	3,514	1,041	-	2,473	-	
6400 Federal Funds Ltd	443	-	-	443	-	
All Funds	9,377	2,084	1,042	4,167	2,084	
4200 Telecommunications						
8000 General Fund	12,122	2,331	2,331	2,798	4,662	
3400 Other Funds Ltd	7,868	2,331	-	5,537	-	
6400 Federal Funds Ltd	991	-	-	991	-	
All Funds	20,981	4,662	2,331	9,326	4,662	
4250 Data Processing						

BDV004B
2017-19 Biennium
Planning Program

Version: V - 01 - Agency Request Budget
Cross Reference Number: 66000-001-00-00-00000

Description	Total Policy Packages	Pkg: 102	Pkg: 103	Pkg: 104	Pkg: 105	
		Planning for Housing fordability-DLCD/OHC	Improving Data and GIS Resources	Natural Hazards Mitigation Planning	Coastal Resilience and Mitigation Planning	
		Priority: 02	Priority: 03	Priority: 04	Priority: 05	
8000 General Fund	464	89	89	108	178	
3400 Other Funds Ltd	301	89	-	212	-	
6400 Federal Funds Ltd	38	-	-	38	-	
All Funds	803	178	89	358	178	
4275 Publicity and Publications						
8000 General Fund	198	38	38	46	76	
3400 Other Funds Ltd	128	38	-	90	-	
6400 Federal Funds Ltd	16	-	-	16	-	
All Funds	342	76	38	152	76	
4300 Professional Services						
8000 General Fund	245,397	10,000	50,000	185,397	-	
3400 Other Funds Ltd	620,920	-	-	620,920	-	
6400 Federal Funds Ltd	183,052	-	-	183,052	-	
All Funds	1,049,369	10,000	50,000	989,369	-	
4315 IT Professional Services						
8000 General Fund	100,000	-	100,000	-	-	
4375 Employee Recruitment and Develop						
8000 General Fund	489	94	94	113	188	
3400 Other Funds Ltd	317	94	-	223	-	
6400 Federal Funds Ltd	40	-	-	40	-	
All Funds	846	188	94	376	188	
4715 IT Expendable Property						
8000 General Fund	6,600	1,100	1,100	2,200	2,200	

BDV004B
2017-19 Biennium
Planning Program

Version: V - 01 - Agency Request Budget
Cross Reference Number: 66000-001-00-00-00000

Description	Total Policy Packages	Pkg: 102	Pkg: 103	Pkg: 104	Pkg: 105	
		Planning for Housing fordability-DLCD/OHC	Improving Data and GIS Resources	Natural Hazards Mitigation Planning	Coastal Resilience and Mitigation Planning	
		Priority: 02	Priority: 03	Priority: 04	Priority: 05	
3400 Other Funds Ltd	4,565	1,100	-	3,465	-	
6400 Federal Funds Ltd	935	-	-	935	-	
All Funds	12,100	2,200	1,100	6,600	2,200	
SERVICES & SUPPLIES						
8000 General Fund	400,698	20,524	160,523	198,605	21,046	
3400 Other Funds Ltd	657,287	10,522	-	646,765	-	
6400 Federal Funds Ltd	188,297	-	-	188,297	-	
TOTAL SERVICES & SUPPLIES	\$1,246,282	\$31,046	\$160,523	\$1,033,667	\$21,046	
EXPENDITURES						
8000 General Fund	1,527,584	315,912	344,491	457,454	409,727	
3400 Other Funds Ltd	1,187,483	103,815	-	1,083,668	-	
6400 Federal Funds Ltd	329,804	-	-	329,804	-	
TOTAL EXPENDITURES	\$3,044,871	\$419,727	\$344,491	\$1,870,926	\$409,727	
ENDING BALANCE						
8000 General Fund	-	-	-	-	-	
3400 Other Funds Ltd	-	-	-	-	-	
6400 Federal Funds Ltd	-	-	-	-	-	
TOTAL ENDING BALANCE	-	-	-	-	-	
AUTHORIZED POSITIONS						
8150 Class/Unclass Positions	11	2	1	6	2	
AUTHORIZED FTE						
8250 Class/Unclass FTE Positions	9.50	2.00	1.00	4.50	2.00	

BDV004B
2017-19 Biennium
Grant

Version: V - 01 - Agency Request Budget
Cross Reference Number: 66000-003-00-00-00000

Description	Total Policy Packages	Pkg: 101 Restore Grants for Local Planning Priority: 01				
-------------	-----------------------	--	--	--	--	--

REVENUE CATEGORIES

GENERAL FUND APPROPRIATION

0050 General Fund Appropriation

8000 General Fund	1,500,000	1,500,000
-------------------	-----------	-----------

AVAILABLE REVENUES

8000 General Fund	1,500,000	1,500,000
-------------------	-----------	-----------

TOTAL AVAILABLE REVENUES	\$1,500,000	\$1,500,000
---------------------------------	--------------------	--------------------

EXPENDITURES

SPECIAL PAYMENTS

6015 Dist to Cities

8000 General Fund	600,000	600,000
-------------------	---------	---------

6020 Dist to Counties

8000 General Fund	900,000	900,000
-------------------	---------	---------

SPECIAL PAYMENTS

8000 General Fund	1,500,000	1,500,000
-------------------	-----------	-----------

TOTAL SPECIAL PAYMENTS	\$1,500,000	\$1,500,000
-------------------------------	--------------------	--------------------

ENDING BALANCE

8000 General Fund	-	-
-------------------	---	---

TOTAL ENDING BALANCE	-	-
-----------------------------	----------	----------

A large table area consisting of 12 horizontal grey bars, representing redacted content.

PKG	CLASS	COMP	DESCRIPTION	POS CNT	FTE	MOS	AVERAGE RATE	GF SAL	OF SAL	FF SAL	LF SAL	AF SAL
000	AG	C0104	AA OFFICE SPECIALIST 2	2	1.50	36.00	3,097.50	95,324		13,780		109,104
000	AG	C0108	AA ADMINISTRATIVE SPECIALIST 2	2	2.00	48.00	3,736.00	79,152		100,176		179,328
000	AG	C0861	AA PROGRAM ANALYST 2	1	1.00	24.00	6,096.00			146,304		146,304
000	AG	C0872	AA OPERATIONS & POLICY ANALYST 3	1	1.00	24.00	7,021.00	163,449		5,055		168,504
000	AG	C1097	AA PLANNER 2	2	2.00	48.00	6,096.00	292,608				292,608
000	AG	C1098	AA PLANNER 3	17	16.70	400.84	6,729.23	1,960,976	202,752	536,055		2,699,783
000	AG	C1099	AA PLANNER 4	7	7.00	168.00	7,342.28	621,324	116,456	495,724		1,233,504
000	AG	C1215	AA ACCOUNTANT 1	1	1.00	24.00	4,174.00	80,321		19,855		100,176
000	AG	C1217	AA ACCOUNTANT 3	1	1.00	24.00	6,096.00	117,307		28,997		146,304
000	AG	C1484	IA INFO SYSTEMS SPECIALIST 4	1	1.00	24.00	4,979.00	95,812		23,684		119,496
000	AG	C1485	IA INFO SYSTEMS SPECIALIST 5	1	1.00	24.00	6,387.00			153,288		153,288
000	AG	C1486	IA INFO SYSTEMS SPECIALIST 6	2	2.00	48.00	6,389.00	142,776		163,896		306,672
000	AG	C1487	IA INFO SYSTEMS SPECIALIST 7	1	1.00	24.00	7,558.00	145,440		35,952		181,392
000	AG	C8504	AA NATURAL RESOURCE SPECIALIST 4	3	2.70	64.80	6,704.66	84,254		347,931		432,185
000	AG	C8505	AA NATURAL RESOURCE SPECIALIST 5	1	1.00	24.00	7,700.00	55,440		129,360		184,800
000	B	Y7500	AE BOARD AND COMMISSION MEMBER		.00	.00	0.00	40,320				40,320
000	MEAHZ	7012	HA PRINCIPAL EXECUTIVE/MANAGER G	1	1.00	24.00	11,542.00	277,008				277,008
000	MENNZ	0830	AA EXECUTIVE ASSISTANT	1	1.00	24.00	5,770.00	111,033		27,447		138,480
000	MESNZ	7008	AA PRINCIPAL EXECUTIVE/MANAGER E	4	4.00	96.00	8,496.00	571,298		244,318		815,616
000	MESNZ	7010	AA PRINCIPAL EXECUTIVE/MANAGER F	1	1.00	24.00	9,369.00	224,856				224,856
000	MMC	X1322	AA HUMAN RESOURCE ANALYST 3	1	1.00	24.00	6,673.00	128,410		31,742		160,152
000	MMN	X0108	AA ADMINISTRATIVE SPECIALIST 2	1	1.00	24.00	4,320.00	83,131		20,549		103,680
000	MMN	X0863	AA PROGRAM ANALYST 4	1	1.00	24.00	7,714.00	185,136				185,136
000	MMN	X0873	AA OPERATIONS & POLICY ANALYST 4	2	2.00	48.00	8,091.00	311,394		76,974		388,368
000	MMN	X1244	2017-19 Agency Request Budget	1	1.00	24.00	6,352.00	122,233		30,215		152,448

PKG	CLASS	COMP	DESCRIPTION	POS CNT	FTE	MOS	AVERAGE RATE	GF SAL	OF SAL	FF SAL	LF SAL	AF SAL
000				56	54.90	1317.64	5,975.57	5,989,002	319,208	2,631,302		8,939,512

PKG	CLASS	COMP	DESCRIPTION	POS CNT	FTE	MOS	AVERAGE RATE	GF SAL	OF SAL	FF SAL	LF SAL	AF SAL
102	AG	C1098	AA PLANNER 3	1	1.00	24.00	5,034.00	60,408	60,408			120,816
102	AG	C1099	AA PLANNER 4	1	1.00	24.00	5,544.00	133,056				133,056
102				2	2.00	48.00	5,289.00	193,464	60,408			253,872

PKG	CLASS	COMP	DESCRIPTION	POS CNT	FTE	MOS	AVERAGE RATE	GF SAL	OF SAL	FF SAL	LF SAL	AF SAL
103	AG	C1486	IA INFO SYSTEMS SPECIALIST 6	1	1.00	24.00	4,948.00	118,752				118,752
103				1	1.00	24.00	4,948.00	118,752				118,752

PKG	CLASS	COMP	DESCRIPTION	POS CNT	FTE	MOS	AVERAGE RATE	GF SAL	OF SAL	FF SAL	LF SAL	AF SAL
104	AG	C0861 AA	PROGRAM ANALYST 2	1	1.00	24.00	4,373.00	20,990	83,962			104,952
104	AG	C1097 AA	PLANNER 2	2	2.00	48.00	4,373.00	36,733	83,962	89,209		209,904
104	AG	C1098 AA	PLANNER 3	2	1.00	24.00	5,034.00	27,184	93,632			120,816
104	AG	C1099 AA	PLANNER 4	1	.50	12.00	5,544.00	66,528				66,528
104				6	4.50	108.00	4,788.50	151,435	261,556	89,209		502,200

PKG	CLASS	COMP	DESCRIPTION	POS CNT	FTE	MOS	AVERAGE RATE	GF SAL	OF SAL	FF SAL	LF SAL	AF SAL
105	AG	C1099 AA	PLANNER 4	1	1.00	24.00	5,544.00	133,056				133,056
105	AG	C8504 AA	NATURAL RESOURCE SPECIALIST 4	1	1.00	24.00	5,034.00	120,816				120,816
105				2	2.00	48.00	5,289.00	253,872				253,872
				67	64.40	1545.64	5,828.32	6,706,525	641,172	2,720,511		10,068,208
				67	64.40	1545.64	5,828.32	6,706,525	641,172	2,720,511		10,068,208

A large table area consisting of 12 horizontal grey bars, representing redacted content.

PKG	CLASS	COMP	DESCRIPTION	POS CNT	FTE	MOS	AVERAGE RATE	GF SAL	OF SAL	FF SAL	LF SAL	AF SAL
000	AG	C0104	AA OFFICE SPECIALIST 2	2	1.50	36.00	3,097.50	95,324		13,780		109,104
000	AG	C0108	AA ADMINISTRATIVE SPECIALIST 2	2	2.00	48.00	3,736.00	79,152		100,176		179,328
104	AG	C0861	AA PROGRAM ANALYST 2	2	2.00	48.00	5,234.50	20,990	83,962	146,304		251,256
000	AG	C0872	AA OPERATIONS & POLICY ANALYST 3	1	1.00	24.00	7,021.00	163,449		5,055		168,504
104	AG	C1097	AA PLANNER 2	4	4.00	96.00	5,234.50	329,341	83,962	89,209		502,512
104	AG	C1098	AA PLANNER 3	20	18.70	448.84	6,474.95	2,048,568	356,792	536,055		2,941,415
105	AG	C1099	AA PLANNER 4	10	9.50	228.00	6,802.80	953,964	116,456	495,724		1,566,144
000	AG	C1215	AA ACCOUNTANT 1	1	1.00	24.00	4,174.00	80,321		19,855		100,176
000	AG	C1217	AA ACCOUNTANT 3	1	1.00	24.00	6,096.00	117,307		28,997		146,304
000	AG	C1484	IA INFO SYSTEMS SPECIALIST 4	1	1.00	24.00	4,979.00	95,812		23,684		119,496
000	AG	C1485	IA INFO SYSTEMS SPECIALIST 5	1	1.00	24.00	6,387.00			153,288		153,288
103	AG	C1486	IA INFO SYSTEMS SPECIALIST 6	3	3.00	72.00	5,908.66	261,528		163,896		425,424
000	AG	C1487	IA INFO SYSTEMS SPECIALIST 7	1	1.00	24.00	7,558.00	145,440		35,952		181,392
105	AG	C8504	AA NATURAL RESOURCE SPECIALIST 4	4	3.70	88.80	6,287.00	205,070		347,931		553,001
000	AG	C8505	AA NATURAL RESOURCE SPECIALIST 5	1	1.00	24.00	7,700.00	55,440		129,360		184,800
000	B	Y7500	AE BOARD AND COMMISSION MEMBER		.00	.00	0.00	40,320				40,320
000	MEAHZ7012	HA	PRINCIPAL EXECUTIVE/MANAGER G	1	1.00	24.00	11,542.00	277,008				277,008
000	MENNZ0830	AA	EXECUTIVE ASSISTANT	1	1.00	24.00	5,770.00	111,033		27,447		138,480
000	MESNZ7008	AA	PRINCIPAL EXECUTIVE/MANAGER E	4	4.00	96.00	8,496.00	571,298		244,318		815,616
000	MESNZ7010	AA	PRINCIPAL EXECUTIVE/MANAGER F	1	1.00	24.00	9,369.00	224,856				224,856
000	MMC	X1322	AA HUMAN RESOURCE ANALYST 3	1	1.00	24.00	6,673.00	128,410		31,742		160,152
000	MMN	X0108	AA ADMINISTRATIVE SPECIALIST 2	1	1.00	24.00	4,320.00	83,131		20,549		103,680
000	MMN	X0863	AA PROGRAM ANALYST 4	1	1.00	24.00	7,714.00	185,136				185,136
000	MMN	X0873	AA OPERATIONS & POLICY ANALYST 4	2	2.00	48.00	8,091.00	311,394		76,974		388,368
000	MMN	X1244	AA FISCAL ANALYST 2	1	1.00	24.00	6,352.00	122,233		30,215		152,448

A large table area consisting of 12 horizontal grey bars, representing redacted content.

07/22/16 REPORT NO.: PPDPLWSBUD
 REPORT: DETAIL LISTING BY SUMMARY XREF AGENCY
 AGENCY: 66000 DEPT OF LAND CONSERVTN/DEVELOP
 SUMMARY XREF: 001-00-00 102 Planning Program

DEPT. OF ADMIN. SVCS. -- PPDB PICS SYSTEM

PAGE 1
 2017-19
 PROD FILE
 PICS SYSTEM: BUDGET PREPARATION

POSITION NUMBER	AUTH NO	ORG STRUC	F POS PKG Y TYP	CLASS	COMP	S T RNG P	POS CNT	FTE	BUDGET RATE	MOS	GF SAL	OF SAL	FF SAL	LF SAL	T R K
7119100	001286380	001-62-00-00000	102 0 PF	AG	C1098 AA	30 02	1	1.00	5,034.00	24.00	60,408	60,408			
EST DATE: 2017/07/01 EXP DATE: 9999/01/01															
7119101	001286390	001-62-00-00000	102 0 PF	AG	C1099 AA	32 02	1	1.00	5,544.00	24.00	133,056				
EST DATE: 2017/07/01 EXP DATE: 9999/01/01															
			102				2	2.00		48.00	193,464	60,408			

POSITION NUMBER	AUTH NO	ORG STRUC	F POS	Y TYP	CLASS	COMP	RNG	P	S T POS CNT	FTE	BUDGET RATE	MOS	GF SAL	OF SAL	FF SAL	LF SAL	T R K	
7119102	001286400	001-60-00-00000	103	0	PF	AG	C1486	IA	29 02	1	1.00	4,948.00	24.00	118,752				
EST DATE: 2017/07/01			EXP DATE: 9999/01/01															
			103							1	1.00		24.00	118,752				

07/22/16 REPORT NO.: PPDPLWSBUD
 REPORT: DETAIL LISTING BY SUMMARY XREF AGENCY
 AGENCY: 66000 DEPT OF LAND CONSERVTN/DEVELOP
 SUMMARY XREF: 001-00-00 104 Planning Program

DEPT. OF ADMIN. SVCS. -- PPDB PICS SYSTEM

PAGE 3
 2017-19
 PROD FILE
 PICS SYSTEM: BUDGET PREPARATION

POSITION NUMBER	AUTH NO	ORG STRUC	F POS PKG Y TYP	CLASS COMP	S T POS CNT	RNG P	FTE	BUDGET RATE	MOS	GF SAL	OF SAL	FF SAL	LF SAL	T R K
7119103	001286410	001-61-00-00000	104 0 PP	AG C1098 AA	30 02	1	.50	5,034.00	12.00	12,082	48,326			
EST DATE: 2017/07/01 EXP DATE: 9999/01/01														
7119104	001286430	001-61-00-00000	104 0 PF	AG C1097 AA	27 02	1	1.00	4,373.00	24.00	20,990	83,962			
EST DATE: 2017/07/01 EXP DATE: 9999/01/01														
7119105	001286440	001-61-00-00000	104 0 PF	AG C0861 AA	27 02	1	1.00	4,373.00	24.00	20,990	83,962			
EST DATE: 2017/07/01 EXP DATE: 9999/01/01														
7119106	001286620	001-61-00-00000	104 0 LP	AG C1098 AA	30 02	1	.50	5,034.00	12.00	15,102	45,306			
EST DATE: 2017/07/01 EXP DATE: 2019/06/30														
7119107	001286710	001-61-00-00000	104 0 LF	AG C1097 AA	27 02	1	1.00	4,373.00	24.00	15,743		89,209		
EST DATE: 2017/07/01 EXP DATE: 2019/06/30														
7119108	001286730	001-61-00-00000	104 0 PP	AG C1099 AA	32 02	1	.50	5,544.00	12.00	66,528				
EST DATE: 2017/07/01 EXP DATE: 9999/01/01														
			104				6	4.50	108.00	151,435	261,556	89,209		

07/22/16 REPORT NO.: PPDPLWSBUD
 REPORT: DETAIL LISTING BY SUMMARY XREF AGENCY
 AGENCY: 66000 DEPT OF LAND CONSERVTN/DEVELOP
 SUMMARY XREF: 001-00-00 105 Planning Program

DEPT. OF ADMIN. SVCS. -- PPDB PICS SYSTEM

PAGE 4
 2017-19
 PROD FILE
 PICS SYSTEM: BUDGET PREPARATION

POSITION NUMBER	AUTH NO	ORG STRUC	F POS	Y TYP	CLASS	COMP	RNG	S T P	POS CNT	FTE	BUDGET RATE	MOS	GF SAL	OF SAL	FF SAL	LF SAL	T R K	
7119109	001286740	001-63-00-00000	105	0	PF	AG	C1099	AA	32	02	1	1.00	5,544.00	24.00	133,056			
EST DATE: 2017/07/01 EXP DATE: 9999/01/01																		
7119110	001286780	001-63-00-00000	105	0	PF	AG	C8504	AA	30	02	1	1.00	5,034.00	24.00	120,816			
EST DATE: 2017/07/01 EXP DATE: 9999/01/01																		
			105							2	2.00		48.00		253,872			
											11	9.50		228.00	717,523	321,964	89,209	
											11	9.50		228.00	717,523	321,964	89,209	

POSITION NUMBER	AUTH NO	ORG STRUC	F POS	CLASS	COMP	S T RNG P	POS CNT	FTE	BUDGET RATE	MOS	GF SAL	OF SAL	FF SAL	LF SAL	T R K
							11	9.50		228.00	717,523	321,964	89,209		