

# OREGON HIGHER EDUCATION COMMUNITY COLLEGES SNAPSHOT



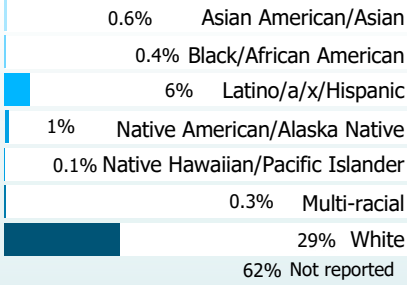
2021-22 Academic Year  
Umpqua Community College



## ENROLLMENT

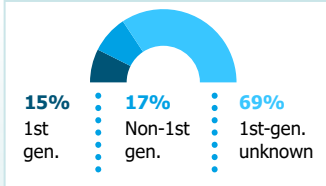
**9,659**  
Total students

### Race/Ethnicity

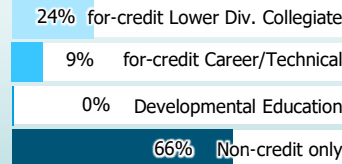


Students of color are increasingly represented on campuses. Currently, nearly **9%** of students identify as students of color.

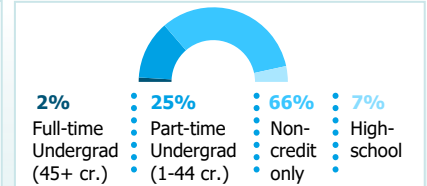
### 1st-Generation Status



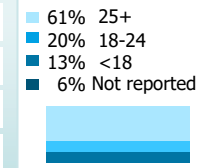
### Primary Area of Instruction (most credits)



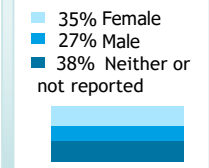
### Enrollment Level



### Age



### Gender

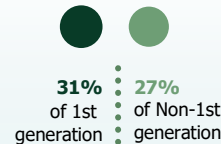
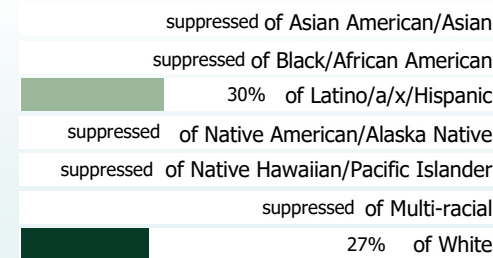


## AFFORDABILITY

FAFSA filers

**29%**  
of students were unable to meet expenses with expected resources: family contributions, student earnings, and grant aid

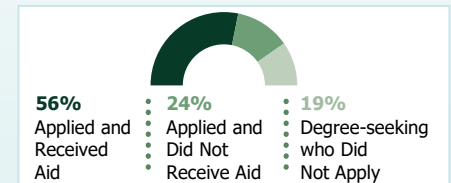
### Unable to Meet College Expenses with Expected Resources



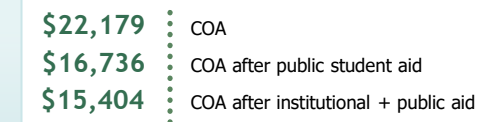
### Students Receiving Financial Aid



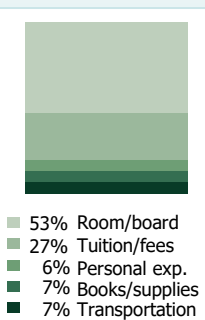
### Students Seeking Financial Aid



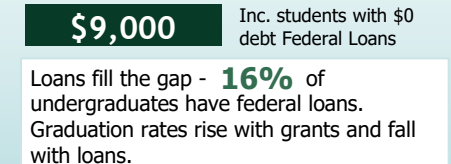
### Average Cost of Attendance (COA)



### COA Components



### Average Debt Among Graduates



### Longer Time to Completion Increases Cost

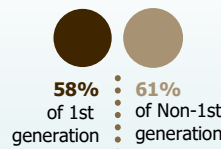
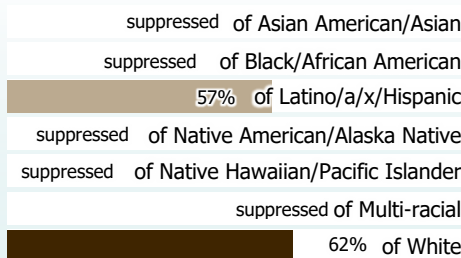


## OUTCOMES

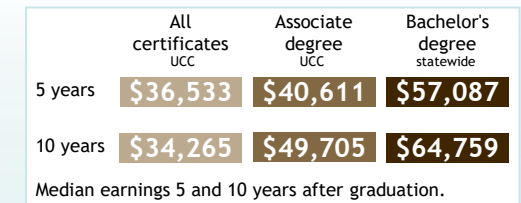
Credential-Seeking

**63%**  
of new community college students complete an associate degree or certificate or transfer to a university within 4 years

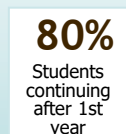
### Completion Rates



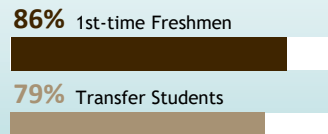
### Annual Earnings from Oregon Employment



### Retention Rate



### Bachelor's Completion Rate if continued to junior year



### Number of Students Transferring and Completing

