

OREGON HIGHER EDUCATION COMMUNITY COLLEGES SNAPSHOT



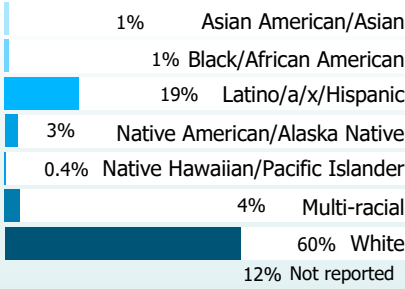
2021-22 Academic Year
Klamath Community College



ENROLLMENT

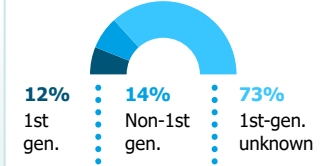
5,030
Total students

Race/Ethnicity

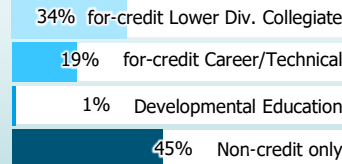


Students of color are increasingly represented on campuses. Currently, nearly **28%** of students identify as students of color.

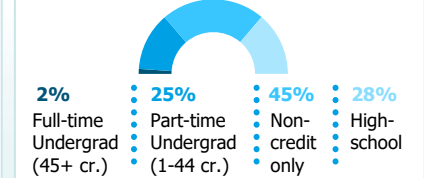
1st-Generation Status



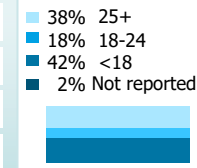
Primary Area of Instruction (most credits)



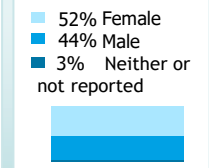
Enrollment Level



Age



Gender

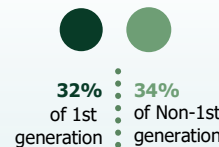
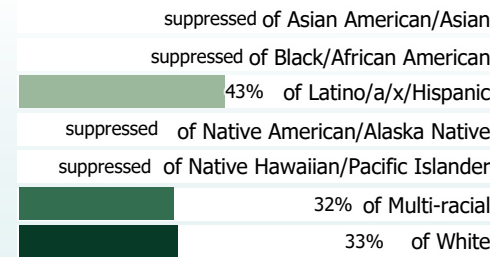


AFFORDABILITY

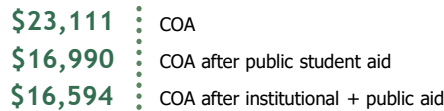
FAFSA filers

35%
of students were unable to meet expenses with expected resources: family contributions, student earnings, and grant aid

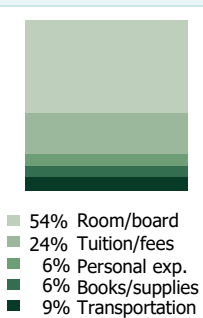
Unable to Meet College Expenses with Expected Resources



Average Cost of Attendance (COA)



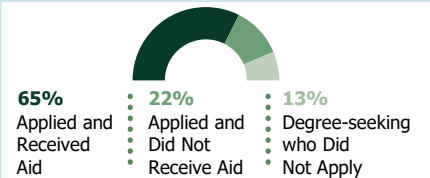
COA Components



Students Receiving Financial Aid



Students Seeking Financial Aid



Average Debt Among Graduates



Loans fill the gap - **27%** of undergraduates have federal loans. Graduation rates rise with grants and fall with loans.

Longer Time to Completion Increases Cost

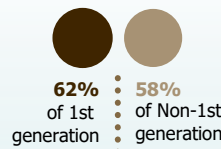
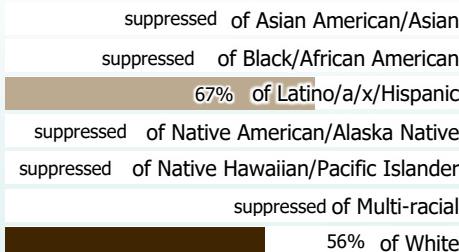


OUTCOMES

Credential-Seeking

59%
of new community college students complete an associate degree or certificate or transfer to a university within 4 years

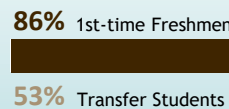
Completion Rates



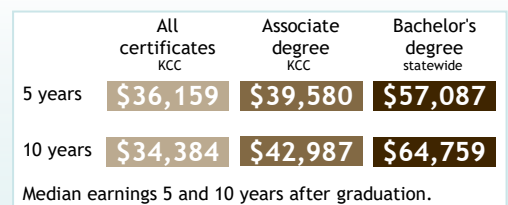
Retention Rate



Bachelor's Completion Rate if continued to junior year



Annual Earnings from Oregon Employment



Number of Students Transferring and Completing

