

# OREGON HIGHER EDUCATION COMMUNITY COLLEGES SNAPSHOT



2021-22 Academic Year  
Klamath Community College

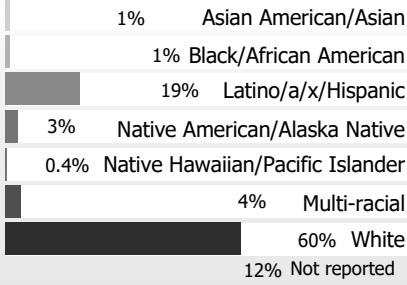


## ENROLLMENT



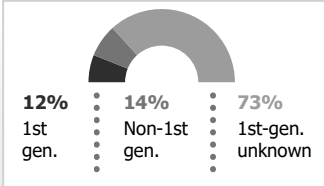
**5,030**  
Total students

### Race/Ethnicity

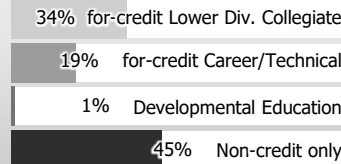


Students of color are increasingly represented on campuses. Currently, nearly **28%** of students identify as students of color.

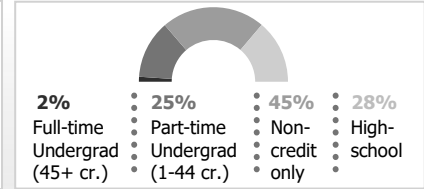
### 1st-Generation Status



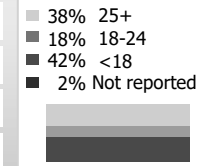
### Primary Area of Instruction (most credits)



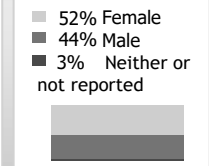
### Enrollment Level



### Age



### Gender



## AFFORDABILITY

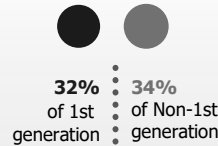
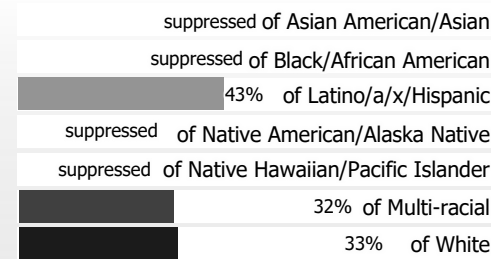
FAFSA filers



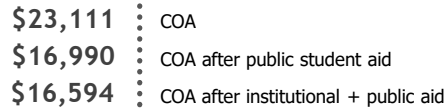
**35%**

of students were unable to meet expenses with expected resources: family contributions, student earnings, and grant aid

### Unable to Meet College Expenses with Expected Resources



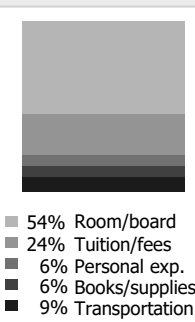
### Average Cost of Attendance (COA)




### Longer Time to Completion Increases Cost



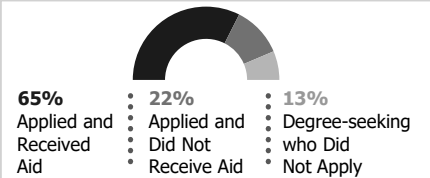
### COA Components



### Students Receiving Financial Aid



### Students Seeking Financial Aid



### Average Debt Among Graduates



Loans fill the gap - **27%** of undergraduates have federal loans. Graduation rates rise with grants and fall with loans.

## OUTCOMES

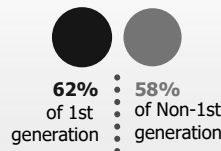

Credential-Seeking



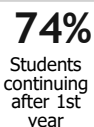
**59%**

of new community college students complete an associate degree or certificate or transfer to a university within 4 years

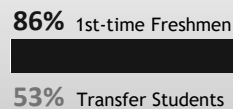
### Completion Rates



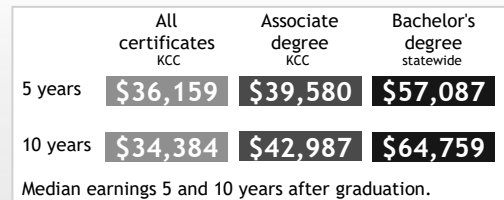
### Retention Rate



### Bachelor's Completion Rate if continued to junior year



### Annual Earnings from Oregon Employment



### Number of Students Transferring and Completing

