

OREGON HIGHER EDUCATION COMMUNITY COLLEGES SNAPSHOT



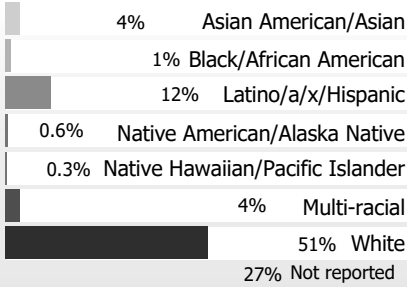
2021-22 Academic Year
Clackamas Community College



ENROLLMENT

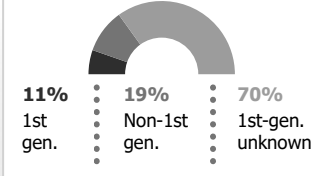
18,860
Total students

Race/Ethnicity

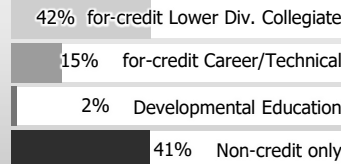


Students of color are increasingly represented on campuses. Currently, nearly **21%** of students identify as students of color.

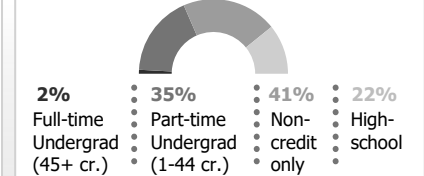
1st-Generation Status



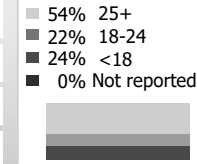
Primary Area of Instruction (most credits)



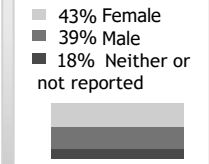
Enrollment Level



Age



Gender

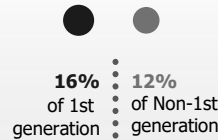
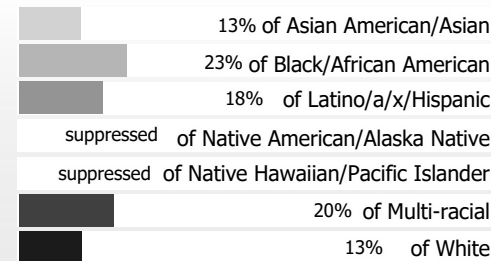


AFFORDABILITY

FAFSA filers

15%
of students were unable to meet expenses with expected resources: family contributions, student earnings, and grant aid

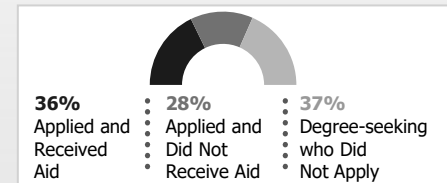
Unable to Meet College Expenses with Expected Resources



Students Receiving Financial Aid

Federal	1,379	Oregon Promise	514
OR Opportunity Aid	1,030	Institutional Aid	713

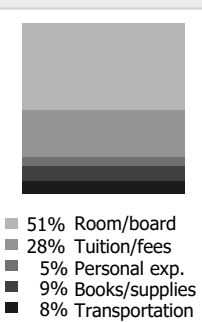
Students Seeking Financial Aid



Average Cost of Attendance (COA)

\$20,280	COA
\$15,932	COA after public student aid
\$15,065	COA after institutional + public aid

COA Components



Average Debt Among Graduates

\$11,992 Inc. students with \$0 debt Federal Loans

Loans fill the gap - **38%** of undergraduates have federal loans. Graduation rates rise with grants and fall with loans.

Longer Time to Completion Increases Cost

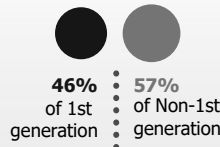
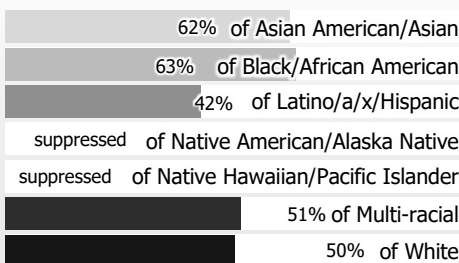


OUTCOMES

Credential-Seeking

45%
of new community college students complete an associate degree or certificate or transfer to a university within 4 years

Completion Rates

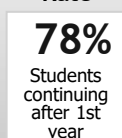


Annual Earnings from Oregon Employment

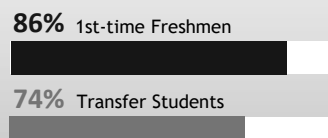
	All certificates Clackamas	Associate degree Clackamas	Bachelor's degree statewide
5 years	\$49,684	\$45,585	\$57,087
10 years	\$61,672	\$54,028	\$64,759

Median earnings 5 and 10 years after graduation.

Retention Rate



Bachelor's Completion Rate if continued to junior year



Number of Students Transferring and Completing

