

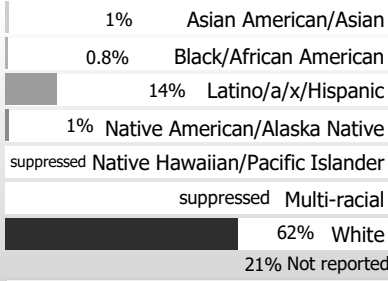
# OREGON HIGHER EDUCATION COMMUNITY COLLEGES SNAPSHOT

## ENROLLMENT



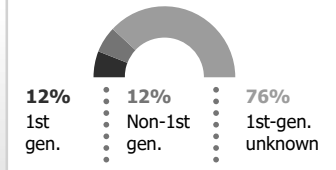
**1,575**  
Total students

### Race/Ethnicity

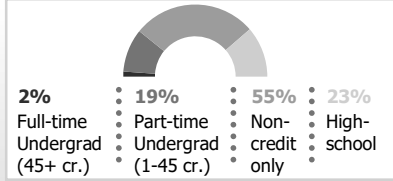


Students of color are increasingly represented on campuses. Currently, nearly **17%** of higher education students identify as students of color.


### 1st-Generation Status



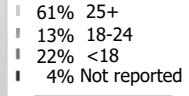
### Enrollment Level



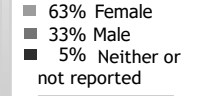
### Primary Area of Instruction (most credits)



### Age




### Gender



## AFFORDABILITY

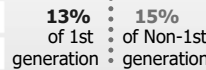
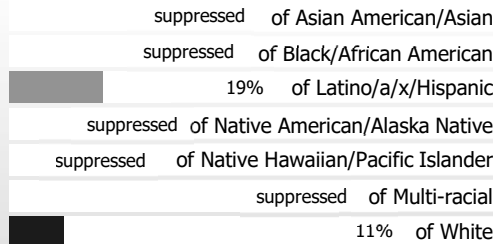
FAFSA filers



**14%**

of students were unable to meet expenses with expected resources: family contributions, student earnings, and grant aid.

### Unable to Meet College Expenses with Expected Resources



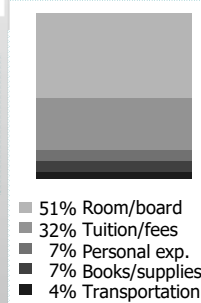
### Average Cost of Attendance (COA)

\$16,529	COA
\$10,773	COA after public student aid
\$9,324	COA after institutional + public aid

### Longer Time to Completion Increases Cost



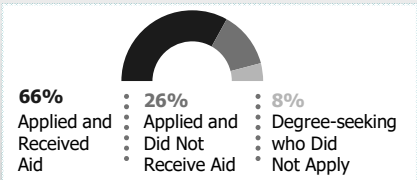
### COA Components



### Students Receiving Financial Aid

Federal Pell	Oregon Promise
159	48
OR Opportunity Grant	Institutional Aid
109	212

### Students Seeking Financial Aid



### Average Debt Among Graduates

**suppressed** Inc. students with \$0 debt Federal Loans

Loans fill the gap - **7%** of undergraduates have federal loans. Graduation rates rise with grants and fall with loans.

## OUTCOMES

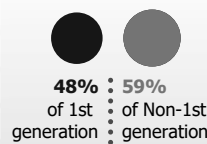
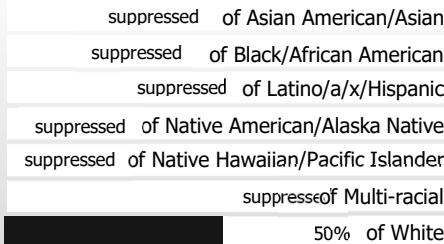
Credential-Seeking



**49%**

of new community college students complete an associate degree or certificate, or transfer to a university within 4 years

### Completion Rates

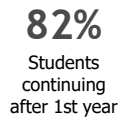


### Annual Earnings from Oregon Employment

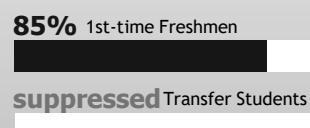
	All certificates (statewide)	Associate degree (statewide)	Bachelor's degree
5 years	N/A	\$27,582	\$51,186
10 years	N/A	\$43,522	\$62,593

Median earnings 5 and 10 years after graduation.

### Retention Rate



### Bachelor's Completion Rate if continued to junior year



### Number of Students Transferring and Completing

