

# OREGON HIGHER EDUCATION UNIVERSITIES SNAPSHOT

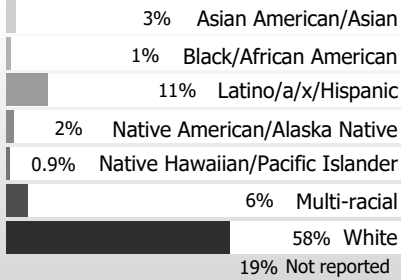
## ENROLLMENT



**4,117**  
Oregon  
Undergraduates\*

**6,728**  
Total students

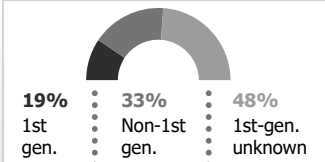
### Race/Ethnicity



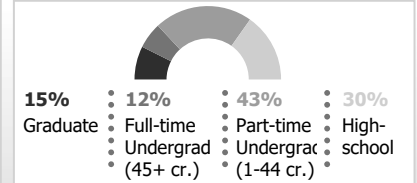
Students of color are increasingly represented on campuses. Currently, nearly **23%** of higher education students identify as students of color.

\*Used as total students for all metrics except Primary Area of Instruction, which also includes graduate students.

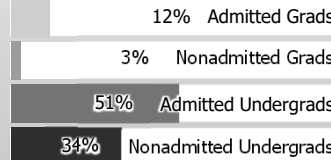
### 1st-Generation Status



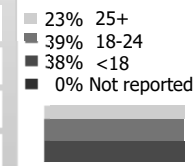
### Enrollment Level



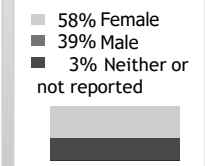
### Primary Area of Instruction (most credits)



### Age



### Gender



## AFFORDABILITY

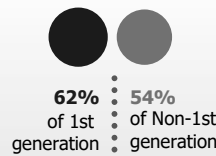
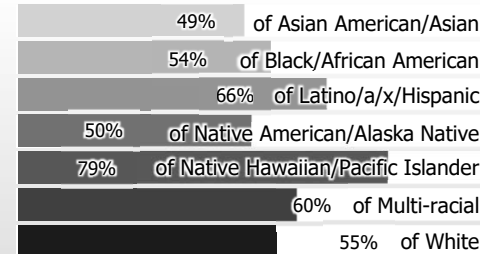
FAFSA filers



**57%**

of students were unable to meet expenses with expected resources: family contributions, student earnings, and grant aid.

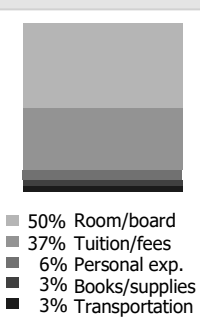
### Unable to Meet College Expenses with Expected Resources



### Average Cost of Attendance (COA)

\$29,222	COA
\$24,692	COA after public student aid
\$21,583	COA after institutional + public aid

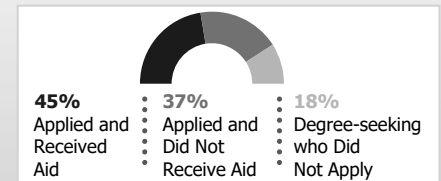
### COA Components



### Students Receiving Financial Aid

Federal	Oregon
964	0
OR Opportunity	Institutional
640	1,018

### Students Seeking Financial Aid



### Average Debt Among Graduates

**\$21,497** Inc. students with \$0 debt Federal Loans


Loans fill the gap - **66%** of undergraduates have federal loans. Graduation rates rise with grants and fall with loans.

### Longer Time to Completion Increases Cost



## OUTCOMES

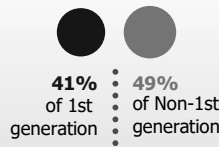
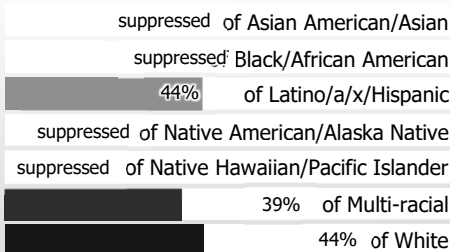
Credential-Seeking



**44%**

of 1st-time, full-time university freshmen complete a bachelor's degree within 6 years

### Completion Rates



### Retention Rate

**75%**  
Students continuing after 1st year

### Bachelor's Completion Rate if continued to junior year

**69%** 1st-time Freshmen  
**62%** Transfer Students

Graduation rates among all students have been increasing over time. However, rates can vary greatly for different groups.

### Annual Earnings from Oregon Employment

	All certificates (statewide)	Associate degree (statewide)	Bachelor's degree
5 years	\$40,593	\$43,183	\$43,572
10 years	\$45,342	\$54,315	\$58,654

Median earnings 5 and 10 years after graduation.

### Number of Students Completing

- 146 Graduate/Professional
- 177 Certificates/licensures
- 438 Bachelor's degrees
- 0 Associate degrees

