

OREGON HIGHER EDUCATION UNIVERSITIES SNAPSHOT

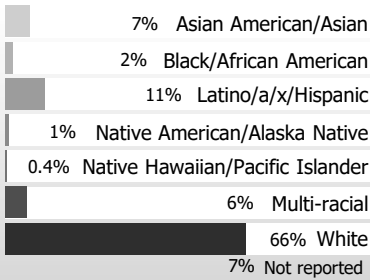
ENROLLMENT



71,675
Oregon Undergraduates

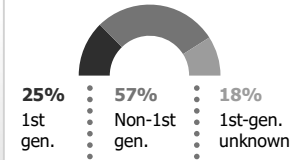
129,775
Total students

Race/Ethnicity

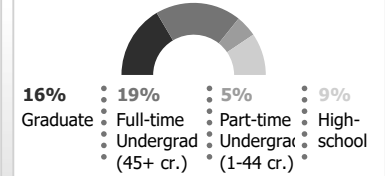


Students of color are increasingly represented on campuses. Currently, nearly 27% of higher education students identify as students of color.

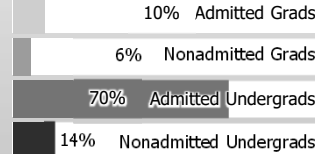
1st-Generation Status



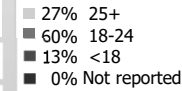
Enrollment Level



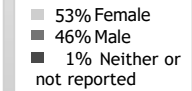
Primary Area of Instruction (most credits)



Age



Gender



*Used as total students for all metrics except Primary Area of Instruction, which also includes graduate students.

AFFORDABILITY

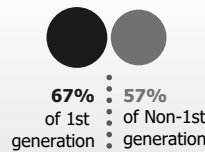
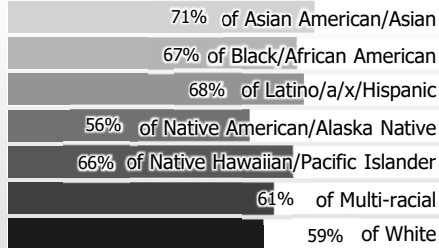
FAFSA filers



62%

of students were unable to meet expenses with expected resources: family contributions, student earnings, and grant aid.

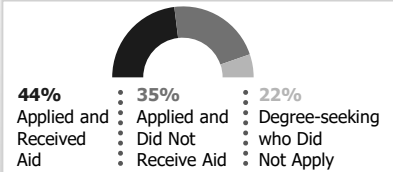
Unable to Meet College Expenses with Expected Resources



Students Receiving Financial Aid

Federal Pell	Oregon Promise
23,509	0
OR Opportunity Grant	Institutional Aid
16,693	24,307

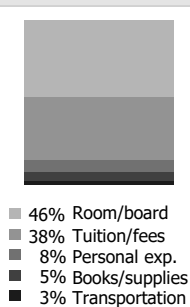
Students Seeking Financial Aid



Average Cost of Attendance (COA)

\$25,091	COA
\$21,462	COA after public student aid
\$18,587	COA after institutional + public aid

COA Components



Average Debt Among Graduates

\$22,718 Inc. students with \$0 debt Federal Loans


Loans fill the gap -46% of undergraduates have federal loans. Graduation rates rise with grants and fall with loans.

Longer Time to Completion Increases Cost



OUTCOMES

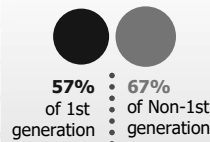
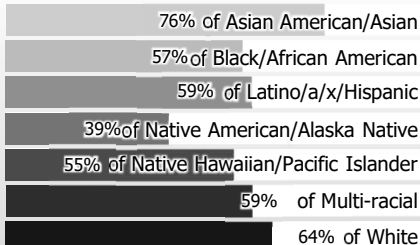
Credential-Seeking



63%

of 1st-time, full-time university freshmen complete a bachelor's degree within 6 years

Completion Rates



Retention Rate

84%
Students continuing after 1st year

Bachelor's Completion Rate if continued to junior year

82% 1st-time Freshmen

63% Transfer Students

Graduation rates among all students have been increasing over time. However, rates can vary greatly for different groups.

Annual Earnings from Oregon Employment

	All certificates (statewide)	Associate degree (statewide)	Bachelor's degree
5 years	\$34,698	\$37,903	\$44,290
10 years	N/A	N/A	\$56,215

Median earnings 5 and 10 years after graduation.

Number of Students Completing

2,512 Graduate/Professional

789 Certificates/licensures

11,956 Bachelor's degrees

36 Associate degrees

