

OREGON HIGHER EDUCATION UNIVERSITIES SNAPSHOT



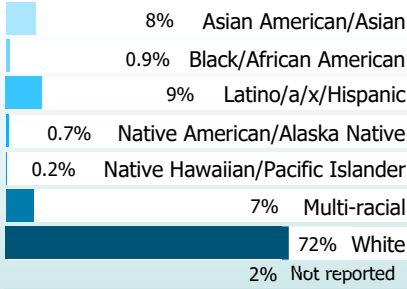
2016-17 Academic Year
Oregon State University



ENROLLMENT

18,906
Oregon Undergraduates*
37,855
Total students

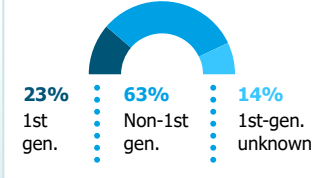
Race/Ethnicity



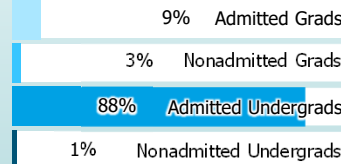
Students of color are increasingly represented on campuses. Currently, nearly **26%** of higher education students identify as students of color.

*Used as total students for all metrics except Primary Area of Instruction, which also includes graduate students.

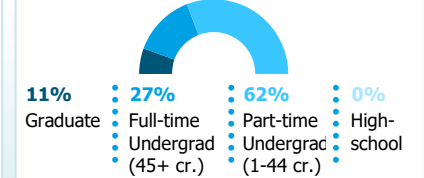
1st-Generation Status



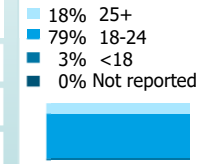
Primary Area of Instruction (most credits)



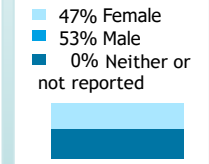
Enrollment Level



Age



Gender

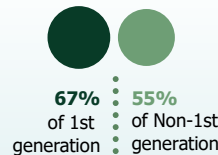
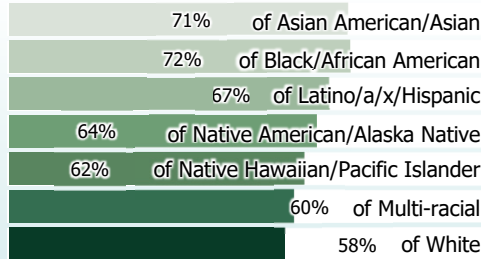


AFFORDABILITY

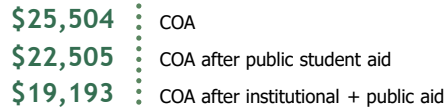
FAFSA filers

\$
60%
of students were unable to meet expenses with expected resources: family contributions, student earnings, and grant aid.

Unable to Meet College Expenses with Expected Resources



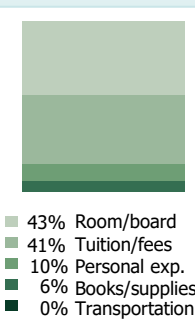
Average Cost of Attendance (COA)



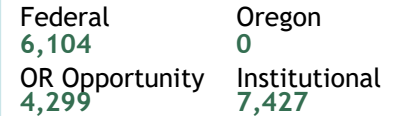
Longer Time to Completion Increases Cost



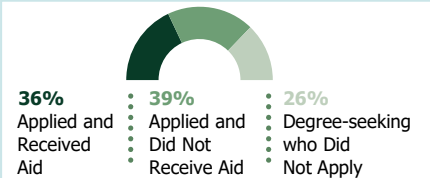
COA Components



Students Receiving Financial Aid



Students Seeking Financial Aid



Average Debt Among Graduates



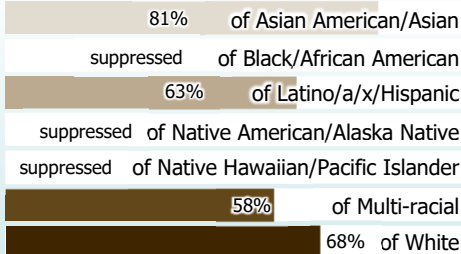
Loans fill the gap - **48%** of undergraduates have federal loans. Graduation rates rise with grants and fall with loans.

OUTCOMES

Credential-Seeking

68%
of 1st-time, full-time university freshmen complete a bachelor's degree within 6 years

Completion Rates



Retention Rate

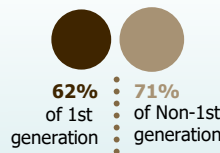
86%

Students continuing after 1st year

Bachelor's Completion Rate if continued to junior year

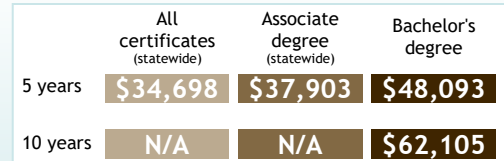
84% 1st-time Freshmen

69% Transfer Students




Graduation rates among all students have been increasing over time. However, rates can vary greatly for different groups.

Annual Earnings from Oregon Employment



Median earnings 5 and 10 years after graduation.

Number of Students Completing



For institution snapshots, visit www.oregon.gov/highered/research/Pages/snapshots.aspx. See back of this document for data notes and definitions. Created by HECC Office of Research and Data in April 2018. Data in this version published 10/13/2022. Suggested citation: Oregon Higher Education Coordinating Commission. (2022). Statewide Higher Education Snapshots. Salem: Oregon.

