



2019-2021 GOVERNOR'S BUDGET

2019-2021 BUDGET NARRATIVE

This page has been left blank intentionally

2019-2021 BUDGET NARRATIVE: TABLE OF CONTENTS

Introduction	Table of Contents	I
	Certification for Agency	III
Legislative Action	2017 Budget Reports	1
	2018 Budget Reports	91
Agency Summary	Agency Summary Narrative	165
	ORBITS Summary of 2019-21 Biennium Budget (BDV104)	191
	Reduction Options	295
	ORBITS Agency wide Program Unit Summary (BPR010)	300
	Position Inventory Control System (PPDPLAGYCL)	308
Revenues	Revenue Forecast Narrative	313
	Detail of Lottery Funds, other funds, and Federal Funds Revenue (Agency wide and SCR level-ORBITS Report BPR012).....	316
Program Units	Operations	329
	Support to Community Colleges	575
	Public University Operations & Student Support	595
	Public University State Programs	609
	Agriculture Experiment Station	623
	Extension Service	633
	Forest Research Laboratory	649
	OHSU Program	659
	Office of Student Assistance & Completion (OSAC)	667
	Workforce & Other Special Payments	697
	Sports Lottery	717

2019-2021 BUDGET NARRATIVE: TABLE OF CONTENTS

Capital Budgeting	
Public University Debt Service	725
Community College Debt Service	761
OHSU Debt Service	771
Public University Capital Construction	773
Community College Capital Construction	813
Special Reports	
Information Technology Reports	825
Key Performance Measures	826
Audit Response Report	866
Affirmative Action Report	868

CERTIFICATION

I hereby certify that the accompanying summary and detailed statements are true and correct to the best of my knowledge and belief and that the accuracy of all numerical information has been verified.

Higher Education Coordinating Commission

255 Capitol Street NE, Salem, OR 97310

AGENCY NAME

AGENCY ADDRESS



Neil Bryant

Chair, Oregon Higher Education Coordinating Commission

SIGNATURE

TITLE

Notice: Requests of agencies headed by a board or commission must be approved by official action of those bodies and signed by the board or commission chairperson. The requests of other agencies must be approved and signed by the agency director or administrator.

2019-2021 BUDGET NARRATIVE

This page has been left blank intentionally

SB 5524 A BUDGET REPORT and MEASURE SUMMARY

Carrier: Rep. Smith Warner

Joint Committee On Ways and Means

Action Date: 06/30/17

Action: Do Pass the A-Eng bill.

House Vote

Yeas: 8 - Gomburg, Holvey, Huffman, Nathanson, Rayfield, Smith G, Smith Warner, Whisnant

Nays: 2 - McLane, Stark

Exc: 1 - Williamson

Senate Vote

Yeas: 12 - DeBoer, Devlin, Frederick, Girod, Hansell, Johnson, Manning Jr, Monroe, Roblan, Steiner Hayward, Thomsen, Winters

Prepared By: Patrick Heath, Department of Administrative Services

Reviewed By: Doug Wilson, Legislative Fiscal Office

**Higher Education Coordinating Commission
2017-19**

This summary has not been adopted or officially endorsed by action of the committee.

Budget Summary*

	2015-17 Legislatively Approved Budget ⁽¹⁾	2017-19 Current Service Level	2017-19 Committee Recommendation	Committee Change from 2015-17 Leg. Approved	% Change
General Fund	\$ 1,653,861,918	\$ 1,691,705,896	\$ 1,755,839,671	\$ 101,977,753	6.2%
General Fund Debt Service	\$ 130,624,436	\$ 180,806,925	\$ 180,806,925	\$ 50,182,489	38.4%
Lottery Funds	\$ 20,056,379	\$ 33,058,513	\$ 52,986,268	\$ 32,929,889	164.2%
Lottery Funds Debt Service	\$ 42,349,776	\$ 43,654,789	\$ 43,654,789	\$ 1,305,013	3.1%
Other Funds Limited	\$ 32,874,714	\$ 27,739,047	\$ 29,371,373	\$ (3,503,341)	(10.7%)
Other Funds Debt Service	\$ -	\$ -	\$ 1,450,000	\$ 1,450,000	100.0%
Other Funds Nonlimited	\$ 197,441,829	\$ 206,000	\$ 206,000	\$ (197,235,829)	(99.9%)
Other Funds Debt Service Nonlimited	\$ 257,777,897	\$ 208,941,256	\$ 212,840,781	\$ (44,937,116)	(17.4%)
Federal Funds Limited	\$ 111,932,844	\$ 114,694,286	\$ 114,506,077	\$ 2,573,233	2.3%
Federal Funds Nonlimited	\$ 18,968,831	\$ 18,968,831	\$ 18,968,831	\$ -	0.0%
Federal Funds Debt Service Nonlimited	\$ 2	\$ 4,587,374	\$ 4,587,374	\$ 4,587,372	229,368,600.0%
Total	\$ 2,465,888,626	\$ 2,324,362,917	\$ 2,415,218,089	\$ (50,670,537)	(2.1%)

Position Summary

Authorized Positions	143	126	122	(21)
Full-time Equivalent (FTE) positions	124.30	118.52	115.24	(9.06)

Summary of Revenue Changes

General Fund - Approximately 80.2 percent of the Higher Education Coordinating Commission (HECC)'s budget is funded with General Fund. This includes most of the cost of agency operations, support for community colleges and public universities, the Opportunity Grant program, Oregon Promise, workforce and community initiatives and debt service.

Lottery Funds – Lottery Funds make up about 4.0 percent of HECC's budget and pay for debt service, Opportunity Grants and intercollegiate athletics through the Sports Lottery program. The Subcommittee's recommended budget includes a significant increase in Lottery Funds to implement Measure 99, the Outdoor Schools program.

Other Funds Limited – Limited Other Funds make up just over 1.3 percent of HECC’s budget. The Degree Authorization (DA), Private Careers Schools (PCS), and General Education Development (GED) programs are authorized to charge fees to authorize post-secondary institutions, license private career schools, and administer GED testing. Oregon Student Access and Completion administers nearly 500 different public and private scholarships. Administrative fees are charged to donors and granting agencies to cover the cost of operating the programs. Most of the Other Funds revenues supporting the Oregon Youth Conservation Corps (OYCC) come from the Amusement Device Tax on video lottery terminals. OYCC also receives grants from the Oregon Marine Board and other agencies.

Other Funds Nonlimited - About 8.8 percent of HECC’s budget consists of expenditure authority to allow HECC to receive debt service payments from the public universities on general obligation bonds and Certificates of Participation that are repaid with institutional funds.

Federal Funds – Federal Funds (Limited and Nonlimited) constitute about 5.7 percent of HECC’s budget. HECC receives a variety of federal grant funds under the Workforce Innovation and Opportunity Act. Grants include: Title IB that supports youth, adult and dislocated worker training programs through the state’s One Stop Centers; Title II funds adult basic education programs; and National Emergency Grants offers training and reemployment services to workers in areas facing large layoffs. Other federal grant programs include Carl D. Perkins Vocational and Technical Education Act funds transferred from the Oregon Department of Education, and Bureau of Land Management grants for youth employment opportunities through the Oregon Youth Conservation Corps. The Private Career Schools program operates a Veterans’ Education program under contract with the U.S. Veterans’ Administration.

Summary of Education Subcommittee Action

HECC is responsible for coordinating between the state’s public universities, community colleges and workforce system in order to improve education access and achievement for Oregonians. HECC does this work through planning for the state’s public post-secondary education system, developing goals and accountability measures for the post-secondary system, implementing a finance model for higher education and approving and authorizing degrees for the public universities. The Subcommittee approved a budget of \$1,936,646,596 General Fund, \$96,641,057 Lottery Funds, \$2,415,218,089 total funds and 122 positions (115.24 FTE).

The Education Subcommittee did not address the department’s bond requests. The Joint Committee on Ways and Means Capital Construction Subcommittee is reviewing bond requests and will include any budget adjustments related to bond-supported programs in bond authorization bills and in the end-of-session bill.

HECC Operations

The HECC Operations program includes the commission, agency management and operations and nearly all staff positions supporting various agency programs. It includes the following offices:

- The Director's Office is responsible for the overall administration of the agency and manages communications, legislative affairs, human resources, policy initiatives and other functions.
- Operations provides accounting, budget, procurement, payroll and information technology support for the agency.
- The Office of Community Colleges and Workforce Development provides coordination and resources for Oregon's 17 community colleges and workforce programs supporting the state's adult basic skills providers and local workforce areas.
- The Office of Research and Data collects, analyzes and reports research and data on postsecondary education to comply with state and federal reporting requirements and inform decisions on the postsecondary education enterprise.
- The Office of Student Access and Completion administers a variety of state, federal and privately funded financial aid programs, including the Oregon Opportunity Grant and the Oregon Promise.
- The Office of Private Post-Secondary Education oversees private postsecondary programs in Oregon and includes the Degree Authorization program, the Private Career Schools program and the Veterans Education program.
- The Office of University Coordination administers HECC's academic and fiscal responsibilities affecting the state's seven public universities.
- The ASPIRE (Access to Student Assistance Programs In Reach of Everyone) program helps middle and high school students access education and training beyond high school.

The Subcommittee recommended a budget of \$21,315,378 General Fund, \$44,197,205 total funds and 119 positions (112.24 FTE).

The Subcommittee approved Package 109, Infrastructure Positions. This package reclassifies three Administrative Specialist 2 positions to Program Analyst 2 positions subject to Article 81 review. Funding for one of the positions is shifted from General Fund to Other Funds. The package reduces General Fund by \$150,010 and increases Other Funds expenditure limitation by \$189,410.

Package 801, LFO Analyst Adjustments, was approved reducing General Fund by \$200,000 to account for higher vacancy savings attributed to the agency. The agency will need to manage their hiring process to meet this reduction and any further reduction in Personal Services costs included in the end-of-session bill.

The Subcommittee recommended approval of Package 802, Program Enhancements. This package increases General Fund by \$500,000 and adds one position (1.05 FTE) to reflect the transfer of the Talent Council into HECC, from the Employment Department. These responsibilities are transferred to the new State Workforce and Talent Development Board, which replaces the former Workforce Development Board in HECC. The position established is a Program Analyst 3. The agency may split some of the responsibilities of the position among existing part-time positions. The increase in General Fund also includes resources for a contract to develop a new strategic talent plan and for paying the closeout costs of the former Talent Council at the Oregon Employment Department.

Package 812, Vacant Position Elimination, eliminates \$746,041 General Fund, \$36,639 Other Funds expenditure limitation, \$188,209 Federal Funds expenditure limitation and five positions (4.33 FTE). These positions have been vacant for an extended period of time or have been identified by the agency as being able to be eliminated. The positions include four positions in the Workforce Programs, including an Office Specialist, Administrative Specialist and two Program Analysts. Also eliminated is an Educational Specialist in the GED Program.

Support to Community Colleges

This budget unit contains the Community College Support Fund (CCSF), as well as other state support for community college operations throughout the state. Other Funds and Federal Funds supporting the colleges are included in a separate program unit. The Subcommittee approved a budget of \$573,940,185 General Fund and \$45,810 Other Funds expenditure limitation and represents a 0.8 percent increase over the current service level. No positions or FTE are included in this unit.

Package 801, LFO Analyst Adjustments, was approved reducing General Fund resources by \$2,131,621 through a \$2,068,816 reduction for STEM related start-up funding for programs in high-demand fields added in the 2015 Legislative Session and through a 10.0 percent reduction, or \$62,605 General Fund, for the two Skills Centers. These Skills Centers are the Sabin-Schellenberg Professional Technical Center in Milwaukie and the Margaret Carter Skills Center at Portland Community College.

The Subcommittee approved Package 802, Program Enhancements, increasing General Fund by \$6,387,669 to increase general payments to community colleges through the Community College Support Fund, bringing the total funding for this program to \$570.3 million General Fund. This is the primary source of state General Fund resources for community colleges and should go to offset increases in tuition at the schools for the two school years of the 2017-19 biennium.

Public University Operations and Student Support

The Public University Support Fund represents the state's General Fund contribution to operation of Oregon's seven public universities' education, student support, research and public service programs. Combined with student tuition and other revenues not included in the state budget, the funds provide basic support to the educational institutions, their institutional boards, administration functions and student support services.

The Subcommittee approved a budget of \$736,898,583 General Fund, which is 6.3 percent above the 2017-19 Current Service Level. No positions or FTE are included in this unit.

The Subcommittee approved Package 801, LFO Analyst Adjustments, reducing General Fund by \$570,000 by eliminating funding for the Career Advising and Mentorship pilot project established by Senate Bill 860 (2015). This pilot project was limited to Western Oregon University and Oregon State University. The funding was primarily used for a position at each university to work closely with students, alumni and others to set up career mentoring for students using institutional alumni. The program is eliminated due to insufficient General Fund resources and this being a pilot program.

Package 802, Program Enhancements, increases General Fund by \$44,147,865 for general payments to public universities for operations and student support. This represents a 6.4 percent increase over current service level. The additional funds paid to public universities are to offset increases in tuition for the two school years of the 2017-19 biennium.

The \$736.9 million General Fund appropriated in this budget for the public university support fund is 10.4 percent greater than the amount proposed in the Governor's Recommended Budget, which the public universities have based their tuition increases on. Five of the seven public universities proposed increases greater than the five percent permitted, without the approval of the Higher Education Coordinating Commission (HECC). Data was presented to the Commission which demonstrated the reductions in resident undergraduate tuition rates, the five public universities planned to implement if additional resources were provided to the Public University Support Fund. Based on this information, the following budget note is recommended:

Budget Note

The following public universities will limit their resident undergraduate tuition increases in each academic year to the following amounts:

- Oregon Institute of Technology, 5.0%
- Portland State University, 5.5%
- Southern Oregon University, 9.0%
- University of Oregon, 6.56%
- Western Oregon University, 6.5%

For the second year of the biennium or the 2018-19 academic year, the expectation is that no public university's resident undergraduate tuition growth shall exceed five percent over the tuition rate for 2017-18 academic year.

Public University State Programs

This budget unit includes General Fund support for a variety of institutions, centers and programs operated by public universities who address economic development, natural resource and other issues rather than providing general support for instruction and student support services. Many of these programs have an industry-specific focus, matching state support with funds from private sector and other sources.

The Subcommittee approved a budget of \$39,726,110 General Fund, which is 0.5 percent above the 2017-19 Current Service Level. No positions or FTE are included in this unit.

The Subcommittee approved Package 802, Program Enhancements, increasing General Fund resources by \$194,096 to fund 13 different state programs located at various public universities. The final distributions of funds for 2017-19 are as follows:

- Engineering Technology Sustaining Funds, \$25,596,618
- Dispute Resolution, \$2,634,011
- Oregon Solutions, \$2,363,195
- OSU Fermentation Science, \$1,297,665
- Signature Research, \$1,089,319
- Labor Education Research Center, \$710,328
- OSU Ocean Vessel, \$648,833
- Population Research Center, \$455,705
- Institute of Natural Resources, \$417,797
- Clinical Legal Education, \$364,381
- Oregon Climate Change Research Institutes, \$327,490
- TallWood Design Institute, \$3,558,605
- PSU Profiling Study, \$262,162
- Total, \$39,726,110

Agriculture Experiment Station

This budget unit provides state General Fund support for Agricultural Experiment Stations. The stations, operated by Oregon State University conduct research and demonstrations in the agricultural, biological, social and environmental sciences. Research is conducted at a central station at Corvallis and at branch stations in major crop and climate areas of the state.

The Subcommittee approved a budget of \$66,088,861 General Fund, which is a 0.5 percent increase above the current service level. No positions or FTE are included in this unit.

The Subcommittee approved Package 802, Program Enhancements, which adds \$322,901 General Fund for the Agricultural Experiment Station.

Extension Service

This budget unit provides state General Fund support for the Extension Service. The Extension Service is the educational outreach arm of Oregon State University in its capacity as Oregon's land, sea, space and sun grant university. Extension faculty on campus and in county offices throughout the state work with researchers and volunteers to develop and deliver non-credit educational programs based on locally identified needs. Generally, counties provide office space and operating expenses, including support staff. Programs are delivered with the assistance of thousands of volunteers. The Extension Service budget also contains funding for Outdoor Schools, approved by the voters via Ballot Measure 99, in November 2016.

The Subcommittee approved a budget of \$71,717,403 total funds. No positions or FTE are included in this unit.

The Subcommittee approved Package 802, Program Enhancements. This package adds \$233,140 General Fund for the Extension Service over the Current Service Level (CSL) bringing total funding to \$47.7 million General Fund. The package also establishes \$24.0 million in Lottery Funds limitation for the Outdoor School program established by Ballot Measure 99 (2016). Funding at this level represents approximately 56 percent of the funding authorized in the language of the Ballot Measure. This lower level of funding will allow the program to be phased-in over its first two years. The Extension Service will provide funding for a five-day or equivalent program. This amount of funding is estimated to serve roughly 45 percent of the target population (5th and 6th graders) in the first school year, and roughly 65 percent in the second school year of the biennium. Administrative costs may be up to 15 percent for this first biennium of the program, although estimates provided by the Extension Service show they plan to spend less than the limit. The costs include programming, transportation, stipends or additional compensation for the classroom teacher and the administrative costs.

Forest Research Laboratory

This budget unit provides state General Fund support for the Forest Research Laboratory at Oregon State University. The Forest Research Laboratory conducts research on sustainable forest yields, use of forest products, and stewardship of Oregon's resources. This research is conducted in laboratories and forests administered by the university and cooperative agencies and industries throughout the state. Research

results are made available to potential users through educational programs and publications that are directed to forest landowners and managers, manufacturers and users of forest products, leaders of government and industry, the scientific community, the conservation community, and the general public. The Subcommittee approved a budget of \$10,224,041 General Fund. No positions or FTE are included in this unit.

Package 802, Program Enhancements, was approved increasing state General Fund resources for the Extension Service by \$49,953 over the current service level bringing total funding to \$10.2 million General Fund. This represents a 0.5 percent increase over Current Service Level.

OHSU Programs

This budget unit includes all direct state payments to the Oregon Health Sciences University (OHSU) supporting the university's education, rural programs, Poison Center and the Child Development and Rehabilitation Center. The state also contributes a significant amount of other funding to OHSU, mainly through funding health services for state employees and clients through the Oregon Health Plan. The current service level amounts for each of the programs in this budget unit are as follows: The Subcommittee approved a budget of \$77,277,432 General Fund. No positions or FTE are included in this unit.

Package 802, Program Enhancements, adds \$1,344,191 General Fund for the Scholars for Healthy Oregon program and \$268,838 General Fund for the Primary Health Care Loan Forgiveness program. House Bill 3396 (2015) established the Health Care Provider Incentive Fund to consolidate Oregon's Health care provider incentive programs, including these two from OHSU. In the development of the 2017-19 budget, it was assumed the two OHSU programs would transfer to the Oregon Health Authority (OHA) and the new Fund. The current service level (CSL) for this budget assumes that the transfer would take place January 1, 2018, so only 25 percent of the funding is included in the CSL. Awards are made before the beginning of the academic year (prior to the students' commitment), meaning the awards for the first school year are made prior to the transfer date. OHSU requires a full year of funding for the 2017-18 school year so this package adds \$1.6 million General Fund. Half of the budget for these two programs is in the OHSU budget and the other half will be in OHA's budget.

Student Assistance

This program includes funding for the Oregon Opportunity Grant, Oregon Promise and other state, federal and private sources of financial aid including:

- The Oregon Opportunity Grant program is the state's largest need based grant program. It is funded with General Fund and Lottery Funds from interest earnings on the state's Education Stability Fund, and expired JOBS Plus education awards. At the current level of funding, it provides \$2,250 for the 2016-17 academic year to students attending an Oregon-based post-secondary institution on a full-time basis. Awards are made to students with the greatest financial need.

- The Oregon Promise program provides grants for two-years of post-secondary education to new high school graduates and GED recipients who meet academic and residency qualifications and begin school within six months of receiving their secondary education credential. The program is not needs based. Students are required to pay a \$50 per term copayment.
- Student childcare grants are available to assist students enrolled in post-secondary education in paying for childcare costs. In the 2015-16 academic year, HECC made 85 grants averaging \$5,450 per grant.
- HECC administers over 500 private scholarships established by foundations, corporations, individuals and others and awarded on a variety of criteria including high school attended, school and community activities, academic interests and career goals. Students are able to submit a single on-line application for all grants for which they qualify.

The Subcommittee approved a budget of \$160,865,627 General Fund, \$20,746,268 Lottery Funds limitation and \$196,842,271 total funds, an 8.2 percent increase over the current service level. No positions or FTE are included in this unit.

The Subcommittee approved Package 106, Continue and Expand Oregon Promise, adding \$19,832,194 General Fund for the Oregon Promise Program. This brings the funding for the program to approximately \$39.7 million. The current service level has \$19.8 million given the statutory limit of \$10 million annually (the difference is the cost for program staffing). The \$39.7 million represented the original estimate for serving all three cohorts participating in the program during 2017-19. More recent estimates based on the actual number of participants in the first year of the program (2016-17 academic year) are approximately \$8.1 million higher.

Package 801 reduces General Fund by \$5.0 million for the Oregon Promise program, the amount assumed in the Co-Chairs' Framework budget. This change will require Legislation to either reduce the number of participants based on Earned Family Contribution (EFC), increase the co-pay, cap enrollment, or some combination thereof. This \$5.0 million reduction reduces the funding for the Oregon Promise program to \$34.7 million. Additional Legislation on Oregon Promise will be needed to remove the annual \$10 million cap on this program for the 2017-19 biennium and to make any policy changes to meet the final budgeted amount for the program.

Workforce and Other Special Payments

This unit contains Other Funds and Federal Funds limitation that are distributed to community colleges, local workforce service areas, and other local providers. These programs include:

- Federal Workforce Innovation and Opportunity Act (WIOA) Title IB provides job training and other services to help adults, youth, and dislocated workers succeed in finding and holding jobs.
- WIOA Title II that helps adults improve basic reading, writing, math, English language and critical thinking skills.

- WIOA National Emergency Grants that provide services to dislocated workers following layoffs exceeding 50 workers.
- Other grants and programs, including federal Carl Perkins Technical and Applied Technology Act Funds transferred from the Department of Education.

General Fund programs include Work Ready Communities and National Career Readiness Certificates, technical assistance to local workforce boards, identification and dissemination of best practices among local boards and Back to Work Oregon.

The Subcommittee recommended a budget of \$8,144,577 General Fund and \$127,702,489 total funds.

Package 070, Revenue Shortfalls, reduces \$20,445 Other Funds expenditure limitation to recognize a shortfall in Other Funds revenues for the workforce programs. This shortfall is primarily related to the PRISM system operated by the Oregon Employment Department and its interaction with the workforce programs.

The Subcommittee approved Package 801 reducing the workforce investment programs by \$849,400 General Fund. The reductions will be spread across the following programs:

- **Industry Sector Strategies** which are partnerships that focus on key strategic industries in each community.
- **Local Competitiveness Strategies** which are used to incentivize innovative strategies at the local workforce development board level. Particular emphasis is on youth and incumbent workers as well as those experiencing multi-generational poverty issues and living in rural communities.
- **Back to Work Oregon** which is a hire first On the Job Training (OJT) program run through the nine local workforce development boards. The program has a 1 to 1 federal match for every general funded OJT. Funds are used for wages and training for a short time (generally up to 8 weeks).

The Subcommittee also approved Package 802, Program Enhancements, adding \$500,000 General Fund to reflect the transfer of the Talent Council responsibilities from the Oregon Employment Department. These responsibilities are transferred to the new Workforce and Talent Development Board. These grants are to address urgent talent gaps, prepare students and current workers to be productive in priority occupations and deliver innovative and cost-effective education and training models. It is anticipated two to six grants will be made with this amount of funding. A related package is found in the HECC Operations area of the budget for staffing and related costs.

Oregon Youth Conservation Corps

The Oregon Youth Conservation Corps (OYCC) was established in 1987 for the purpose of providing education, training, and employment opportunities for disadvantaged and at-risk youth ages 16 to 25. OYCC's goals are to improve work skills, instill work ethics, and increase employability. Jobs are created through partnerships with public natural resource agencies. Amusement device taxes, federal Workforce Innovation and Opportunity Act Funds, public and private grants and agreements with state and federal natural resource agencies support OYCC programs. The Subcommittee recommended a budget of \$3,836,356 total funds and three positions (3.00 FTE) - no change from the current service level.

Sports Lottery

The revenue for this budget unit is the one percent of Lottery Funds deposited into the Department of Administration Services Economic Development Fund and is transferred to the Sports account to finance intercollegiate athletics and graduate student scholarships. Eighty-eight percent of the revenues deposited into the Sports Lottery Account are used to finance intercollegiate athletics. The remaining 12.0 percent are for graduate student scholarships and are not awarded on the basis of athletics. Of the athletic funds, 70.0 percent must be used for non-revenue producing sports and at least 50.0 percent must be used for women's athletics.

The Subcommittee approved a budget of \$8,240,000, which is the same as the 2015-17 Legislatively Approved Budget. No positions or FTE are included in this unit.

Package 801 reduces the Sports Lottery funding by \$4,072,245 the Lottery Funds expenditure limitation leaving it at the \$8.24 million level it was in 2015-17. The funds are to be distributed among the public universities in the same amounts distributed in the 2015-17 biennium.

- Eastern Oregon University \$ 913,239
- Oregon Institute of Technology \$ 913,239
- Oregon State University \$1,030,000
- Portland State University \$2,277,567
- Southern Oregon University \$ 913,239
- University of Oregon \$1,030,000
- Western Oregon University \$1,162,716

Public University Debt Service

This budget unit includes the cost of debt service on capital construction and information systems projects financed with bonds and Certificates of Participation (COPs). Debt service on Article XI-G bonds is paid with General Fund and public universities must at least match the state's share in the project; Article XI-Q bond's debt service are paid with General Fund; Lottery bonds debt service is paid with Lottery Funds. Payment of debt service on SELP loans, and COPs is split between General Fund and campus funds, depending on how each project was authorized. All debt service on Article XI-F (1) bonds is paid with campus funds. The Subcommittee approved a budget of \$161,731,988 General Fund, \$31,921,630 Lottery Funds and \$411,981,773 total funds. No positions or FTE are included in this unit.

Package 801 increases the Nonlimited Other Funds for the public universities by \$3,899,525, which is the estimated amount of increased payments made on the general obligation Article XI-F bonds. These bonds are sold for the benefit of public universities, but the debt service is paid by the public universities from their own revenues. State resources are only liable if the public university is unable to pay their debt service costs. Also included in this package, is the establishment of an Other Funds limitation for debt service of \$900,000. There have been earnings on Article XI-G and XI-Q general obligation bonds proceeds, which are generated as Other Funds, but can be used to offset General Fund debt service. There is a corresponding reduction in General Fund debt service of a similar amount in the end of session bill. Other adjustments to debt service may also be made for public universities in the end of session bill.

Community College Debt Service

Debt service on Article XI-G bonds and Lottery Bonds sold to finance community college capital projects are budgeted in this program unit. Debt service on Article XI-G bonds is paid with General Fund and require the college to match the state's proceeds with funds generated at the college level; Lottery bonds debt service is paid with Lottery Funds. The Subcommittee approved a budget of \$32,118,011 General Fund, \$11,733,159 Lottery Funds and \$44,401,170 total funds. No positions or FTE are included in this unit.

The Subcommittee approved Package 801 providing for an Other Funds expenditure limitation for debt service of \$550,000. There have been earnings on Article XI-G general obligation bond proceeds which are generated as Other Funds, but can be used to offset General Fund debt service for the community colleges. There is a corresponding reduction in General Fund debt service of a similar amount in the end of session bill. Other adjustments to debt service may also be made for community colleges in the end of session bill.

OHSU Debt Service

This program unit includes debt payments on Article XI-G bonds issued on behalf of OHSU, when it was a part of the Department of Higher Education prior to 1995. Debt service on other bonds issued to benefit OHSU capital projects, including the Knight Cancer Institute, the Opportunity Program and Article XI-F (1) legacy bonds, is included in the DAS budget.

The Subcommittee recommended a budget of \$598,400 General Fund, no change from the current service level.

Public University Capital Construction

This program unit includes state funding for capital projects for public universities. All projects funded with bond proceeds are budgeted as Other Funds, regardless of the type of bonds. Bond proceeds are provided to the universities under agreements signed by the universities, either as grants (Article XI-G, Article XI-Q, and Lottery bonds) or loans (Article XI-F (1) bonds) and are budgeted as Special Payments.

The recommendations of the Subcommittee do not address the department's bond requests. The Joint Committee on Ways and Means Capital Construction Subcommittee is reviewing bond and capital construction requests and will include any budget adjustments related to bond-supported programs in bond authorization bills and other bills later in the session.

Community College Capital Construction

This program unit includes state funding for capital projects for community colleges. All projects funded with bond proceeds are budgeted as Other Funds, regardless of the type of bonds. Bond proceeds are distributed under agreements signed by the colleges and are budgeted as Special Payments.

The Subcommittee recommended a budget of \$1,500,000 Other Funds limitation. The recommendations of the Subcommittee do not address the department's bond requests. The Joint Committee on Ways and Means Capital Construction Subcommittee is reviewing bond requests and will include any budget adjustments related to bond-supported programs in bond authorization bills and in the end-of-session bill.

The Subcommittee approved Package 801 extending the Other Funds expenditure limitation for a project at Linn Benton Community College (LBCC) approved for Lottery Bonds, during the 2015 Legislative Session (Senate Bill 5507). The project was the construction of the Advanced Transportation Center established to advance statewide transportation energy policy as well as to provide education and training of students at LBCC. The project is to include an automotive technician training center, a heavy transportation/diesel training center, an innovation center, an anaerobic digester for renewable gas production. The bonds were sold in April 2017 and this package will extend the limitation to the end of June 2019, which should be sufficient time to complete and closeout the project.

Summary of Performance Measure Action

See attached Legislatively Adopted 2017-19 Key Performance Measures form.

DETAIL OF JOINT COMMITTEE ON WAYS AND MEANS ACTION

Higher Education Coordinating Commission
Patrick Heath - 503-378-3742

DESCRIPTION	GENERAL FUND	LOTTERY FUNDS		OTHER FUNDS				FEDERAL FUNDS		TOTAL ALL FUNDS	POS	FTE
		LIMITED	NONLIMITED	LIMITED	NONLIMITED	LIMITED	NONLIMITED	LIMITED	NONLIMITED			
2015-17 Legislatively Approved Budget at Dec 2016 *	\$ 1,784,486,354	\$ 62,406,155	\$ 455,219,726	\$ 32,874,714	\$ 111,932,844	\$ 18,968,833	\$ 2,465,888,626			\$ 2,465,888,626	143	124.30
2017-19 Current Service Level (CSL)*	\$ 1,872,512,821	\$ 76,713,302	\$ 209,147,256	\$ 27,739,047	\$ 114,694,286	\$ 23,556,205	\$ 2,324,362,917			\$ 2,324,362,917	126	118.52
SUBCOMMITTEE ADJUSTMENTS (from CSL)												
SCR 101 - HECC Operations												
Package 109: Infrastructure Positions Personal Services	\$ (150,010)	\$ -	\$ -	\$ 189,410	\$ -	\$ -	\$ 39,400			\$ 39,400	0	0.00
Package 801: LFO Analyst Adjustments Personal Services	\$ (200,000)	\$ -	\$ -	\$ -	\$ -	\$ -	\$ (200,000)			\$ (200,000)	0	0.00
Package 802: Program Enhancements Personal Services	\$ 249,655	\$ -	\$ -	\$ -	\$ -	\$ -	\$ 249,655			\$ 249,655	1	1.05
Services and Supplies	\$ 250,345	\$ -	\$ -	\$ -	\$ -	\$ -	\$ 250,345			\$ 250,345		
Package 812: Vacant Position Elimination Personal Services	\$ (746,041)	\$ -	\$ -	\$ (36,639)	\$ (188,209)	\$ -	\$ (970,889)			\$ (970,889)	(5)	(4.33)
SCR 102 - Support to Community Colleges												
Package 801: LFO Analyst Adjustments Special Payments	\$ (2,131,621)	\$ -	\$ -	\$ -	\$ -	\$ -	\$ (2,131,621)			\$ (2,131,621)		
Package 802: Program Enhancements Special Payments	\$ 6,387,669	\$ -	\$ -	\$ -	\$ -	\$ -	\$ 6,387,669			\$ 6,387,669		
SCR 103 - Public University Operations and Student Support												
Package 801: LFO Analyst Adjustments Special Payments	\$ (570,000)	\$ -	\$ -	\$ -	\$ -	\$ -	\$ (570,000)			\$ (570,000)		
Package 802: Program Enhancements Special Payments	\$ 44,147,865	\$ -	\$ -	\$ -	\$ -	\$ -	\$ 44,147,865			\$ 44,147,865		
SCR 104 - Public University State Programs												
Package 802: Program Enhancements Special Payments	\$ 194,096	\$ -	\$ -	\$ -	\$ -	\$ -	\$ 194,096			\$ 194,096		
SCR 105 - Agricultural Experiment Station												
Package 802: Program Enhancements Special Payments	\$ 322,901	\$ -	\$ -	\$ -	\$ -	\$ -	\$ 322,901			\$ 322,901		
SCR 106 - Extension Service												
Package 802: Program Enhancements Special Payments	\$ 233,140	\$ 24,000,000	\$ -	\$ -	\$ -	\$ -	\$ 24,233,140			\$ 24,233,140		
SCR 107 - Forest Research Laboratory												
Package 802: Program Enhancements Special Payments	\$ 49,953	\$ -	\$ -	\$ -	\$ -	\$ -	\$ 49,953			\$ 49,953		

DESCRIPTION	GENERAL FUND	LOTTERY FUNDS		OTHER FUNDS			FEDERAL FUNDS		TOTAL ALL FUNDS	POS	FTE
		LIMITED	NONLIMITED	LIMITED	NONLIMITED	LIMITED	NONLIMITED				
SCR 108 - OHSU Programs											
Package 802: Program Enhancements	\$ 1,613,029	\$ -	\$ -	\$ -	\$ -	\$ -	\$ -	\$ -	\$ 1,613,029		
Special Payments											
SCR 109 - Student Assistance											
Package 106: Continue and Expand Oregon Promise	\$ 19,832,194	\$ -	\$ -	\$ -	\$ -	\$ -	\$ -	\$ -	\$ 19,832,194		
Special Payments (Dist. to Individuals)											
Package 801: LFO Analyst Adjustments	\$ (5,000,000)	\$ -	\$ -	\$ -	\$ -	\$ -	\$ -	\$ -	\$ (5,000,000)		
Special Payments											
SCR 110 - Workforce and Other Payments											
Package 070: Revenue Shortfalls	\$ -	\$ -	\$ -	(20,445)	\$ -	\$ -	\$ -	\$ -	\$ (20,445)		
Special Payments (Dist. to Community College Districts)											
Package 801: LFO Analyst Adjustments	\$ (849,400)	\$ -	\$ -	\$ -	\$ -	\$ -	\$ -	\$ -	\$ (849,400)		
Special Payments											
Package 802: Program Enhancements	\$ 500,000	\$ -	\$ -	\$ -	\$ -	\$ -	\$ -	\$ -	\$ 500,000		
Special Payments											
SCR 112 - Sports Lottery											
Package 801: LFO Analyst Adjustments	\$ -	\$ (4,072,245)	\$ -	\$ -	\$ -	\$ -	\$ -	\$ -	\$ (4,072,245)		
Special Payments											
SCR 113 - Public University Debt Service											
Package 801: LFO Analyst Adjustments	\$ -	\$ -	\$ -	900,000	\$ 3,899,525	\$ -	\$ -	\$ -	\$ 4,799,525		
Debt Service											
SCR 114 - Community College Debt Service											
Package 801: LFO Analyst Adjustments	\$ -	\$ -	\$ -	550,000	\$ -	\$ -	\$ -	\$ -	\$ 550,000		
Debt Service											
SCR 117 - Community College Capital Construction											
Package 803: Technical Adjustments	\$ -	\$ -	\$ -	1,500,000	\$ -	\$ -	\$ -	\$ -	\$ 1,500,000		
Special Payments											
TOTAL ADJUSTMENTS	\$ 64,133,775	\$ 19,927,755	\$ 3,082,326	\$ 3,899,525	\$ (188,209)	\$ -	\$ 90,855,172	\$ (4)	\$ 90,855,172		(3.28)
SUBCOMMITTEE RECOMMENDATION *	\$ 1,936,646,596	\$ 96,641,057	\$ 30,821,373	\$ 213,046,781	\$ 114,506,077	\$ 23,556,205	\$ 2,415,218,089	122	\$ 2,415,218,089	122	115.24

% Change from 2015-17 Leg Approved Budget 8.5% 54.9% (6.2%) 2.3% 24.2% (20.5%) (14.7%) (7.3%)
 % Change from 2017-19 Current Service Level 3.4% 26.0% 11.1% (0.2%) 1.9% (53.2%) 0.0% (3.9%) (3.2%) (2.8%)

*Excludes Capital Construction Expenditures

Legislatively Approved 2017 - 2019 Key Performance Measures

Published: 10/2/2017 10:38:31 AM

Agency: Higher Education Coordinating Commission

Mission Statement:

The Higher Education Coordinating Commission seeks to: Broaden pathways to the goal of educational success beyond high school by achieving at least 40% of adult Oregonians earning a bachelor's degree or higher and at least 40% of adult Oregonians earning an associate's degree or post-secondary credential as their highest level of educational attainment by 2025 (see ORS 351.009 Mission of Education Beyond High School) Make the pathways accessible, affordable and supportive for students Steer the higher education enterprise Cheer the promotion of college completion and career readiness

Legislatively Approved KPIMs

Legislatively Approved KPIMs	Metrics	Agency Request	Last Reported Result	Target 2018	Target 2019
1. Oregon High School Graduates Attending College - Percentage of Oregon students enrolled in college within 16 months of their 4-year high school cohort graduation date.		Approved	57.40%	66%	66%
2. Racial/Ethnic Differences Among Oregon High School Graduates Attending College - Percentage of Oregon students enrolled in college within 16 months of their 4-year high school cohort graduation date, disaggregated by race/ethnicity	American Indian or Alaskan Native b) Asian American c) Black or African American d) Hispanic or Latina/-o e) Native Hawaiian or Pacific Islander f) White	Approved	48.40%	62.50%	66%
3. College Credits Earned by K-12 Students - Amount of postsecondary credit per graduate awarded to K-12 students.		Approved	10.48	9.50	10
4. Oregon Educational Attainment - Percent of young Oregon adults with post secondary degree or certificate		Approved	53.60%	55%	56.90%
5. Community College Completion and Transfer Rate - Percentage of community college students who complete an associate degree or certificate or who transfer to the university system within three years.		Approved	46.50%	TBD	TBD
6. Racial/Ethnic Differences for Community College Completion and Transfer Rate - Percentage of community college students who complete an associate degree or certificate or who transfer to university system within three years by race/ethnicity.	American Indian or Alaska Native b) Asian American c) Black or African American d) Hispanic or Latina/-o e) Native Hawaiian or Pacific Islander f) White	Approved	36.40%	TBD	TBD
7. Public University Graduation Rate - Percentage of public university college students who complete a bachelor's degree within 6 years.		Approved	63.10%	63.50%	64%
8. Racial/Ethnic Differences for Public University Graduation Rate - Percentage of public university students who complete a bachelor's degree within 6 years, by race/ethnicity.	American Indian or Alaska Native b) Asian American c) Black or African American	Approved	44.40%	63.50%	64%
			67.40%	70%	73%
			48.80%	63.50%	64%

Legislatively Approved KPMS	Metrics	Agency Request	Last Reported Result	Target 2018	Target 2019
9. Percentage of resident enrolled students who are incurring unaffordable costs - Percentage of resident enrolled students who are incurring unaffordable costs adjusted with institutional aid.	d) Hispanic or Latina/o e) Native Hawaiian or Pacific Islander f) White		57.40% 56.50% 64.50%	63.50% 63.50% 65%	64% 64% 67%
10. Racial/Ethnic Differences in Percentage of Resident Students incurring Unaffordable Costs - Percentage of resident enrolled students who are incurring unaffordable costs adjusted with institutional aid, by race/ethnicity.	American Indian or Alaska Native b) Asian American c) Black or African American d) Hispanic or Latina/o e) Native Hawaiian or Pacific Islander f) White	Approved Approved	50.80% 50.10% 56.40% 45.10% 54.30% 45.50% 50.30%	50% 50% 50% 45% 50% 45% 50%	49.50% 49.50% 44.50% 49.50% 44.50% 49.50%
11. Earnings of Community College Completers - Median earnings of community college completers five years after completion.	American Indian and Alaska Native	Approved	\$35,215.00	\$35,745.00	\$36,460.00
12. Racial/Ethnic Differences in Earnings of Community College Completers - Median earnings of community college completers, five years after completion, by race/ethnicity.	b) Asian American c) Black or African American d) Hispanic or Latina/o e) Native Hawaiian or Pacific Islander f) White	Approved	\$31,231.00 \$39,172.00 \$32,488.00 \$34,911.00 \$32,630.00 \$35,256.00	\$35,745.00 \$35,745.00 \$35,745.00 \$35,745.00 \$35,745.00 \$35,745.00	\$36,460.00 \$36,460.00 \$36,460.00 \$36,460.00 \$36,460.00 \$36,460.00
13. Earnings of bachelor's degree completers - Median earnings of graduates with bachelor's degrees five years after completion	American Indian or Alaska Native	Approved	\$42,143.00	\$42,145.00	\$42,997.00
14. Racial/Ethnic Differences in Earnings of Bachelor's Degree Completers - Median earnings of graduates with bachelor's degrees, five years after completion, by race/ethnicity.	b) Asian American c) Black or African American d) Hispanic or Latina/o e) Native Hawaiian or Pacific Islander f) White	Approved	\$40,173.00 \$45,671.00 \$39,304.00 \$40,971.00 \$37,178.00 \$42,472.00	\$42,154.00 \$42,154.00 \$42,154.00 \$42,154.00 \$42,154.00 \$42,454.00	\$42,997.00 \$42,997.00 \$42,997.00 \$42,997.00 \$42,997.00 \$42,997.00
15. Customer Service - Percent of customers rating their satisfaction with the agency's customer service as "good" or "excellent"; overall, timeliness, accuracy, helpfulness, expertise, availability of information.	Overall Expertise Helpfulness Availability of Information Timeliness	Approved	57% 75% 88% 44% 46%	90% 90% 90% 90% 90%	90% 90% 90% 90% 90%
16. Commission Best Practices - Percent of total best practices met by the Commission.		Approved	90%	100%	109% ^{5524 A}

Legislatively Approved KPMs	Metrics	Agency Request	Last Reported Result	Target 2018	Target 2019
3. Number of adult high school diplomas/GEDs earned - Number of people earning GEDs and adult high school diplomas in Oregon each year.		Legislatively Deleted	3,058	0	0
4. Developmental education pass rates - Percent of students enrolled in a developmental education math or writing course below the 100 level who successfully complete the course: Writing.	a) Writing	Legislatively Deleted	69.03%	69%	0%
	b) Math		64.60%	0%	0%
5. Success of developmental education students in college math and English - Percent of students enrolled in at least 6 credits who successfully complete college-level math or writing course within 24 months of enrolling in a corresponding community college math or writing developmental education course compared to the number of students enrolled in developmental education generally.	a) Math	Legislatively Deleted	22.80%	23%	0%
	b) English		43.90%	0%	0%
6. Number of community college students who have earned 15-29 college credits.		Legislatively Deleted	37,489	38,000	0
7. Number of community college students who have earned 30-44 college credits.		Legislatively Deleted	23,053	24,500	0
8. Number of community college students who earn at least 45 college credits.		Legislatively Deleted	5,454	5,850	0
9. Certificate and OTM Earners - Number of certificates awarded and Oregon Transfer Modules (OTM) earned each academic year.		Legislatively Deleted	9,306	8,650	0
10. Associate's Degrees - Number of associate's degrees completed each academic year.		Legislatively Deleted	12,869	12,000	12,000
11. Completion Ratio - Number of degrees, certificates completed, and transfer prior to completion per 100 credit-bearing FTE		Legislatively Deleted	40.20%	38%	0%
12. Community college to university transfers - Number of students who transfer to any four-year institution each academic year.		Legislatively Deleted	27,125	26,750	26,750
13. Earnings of community college leavers - Median earnings of community college completers four quarters and five years after completion	a) 4 Quarters	Legislatively Deleted	\$16,437.87	\$0.00	\$0.00
	b) 5 Years		\$29,298.04	\$0.00	\$0.00
15. First-year retention rate - Percentage of Oregon public university students starting in a fall term and returning to an Oregon public university the following fall.		Legislatively Deleted	82.90%	83%	83%
17. Number of bachelor's degrees awarded each academic year - Number of bachelor's degrees awarded at Oregon public universities each academic year		Legislatively Deleted	16,712	16,850	16,850
18. Number of advanced degrees and graduate certificates awarded - Number of advanced degrees and graduate certificates awarded at Oregon public universities each academic year.		Legislatively Deleted	6,326	6,100	6,100
19. Bachelor's degrees awarded to community college transfers - Number of bachelor's degrees awarded to transfer students from Oregon community colleges each academic year		Legislatively Deleted	4,406	4,400	4,400
20. Graduation rate for non-traditional students - Graduation rate for newly admitted undergraduate students who are not first-time full-time freshman students (within six years of enrollment).		Legislatively Deleted	63.50%	63%	63%
21. Earnings of bachelor's degree completers - Median earnings of graduating students (BA/BS only) four quarters and five years after graduation.	4 quarters	Legislatively Deleted	\$20,611.00	TBD	TBD
				SB 5524 A	SB 5524 A

Legislatively Approved KPMs	Metrics	Agency Request	Last Reported Result	Target 2018	Target 2019
22. Percentage of resident enrolled students who are incurring unaffordable costs.	5 years		\$40,517.00	TBD	TBD
24. University graduate debt - Average debt amount of Bachelor's graduates accompanied by percent of graduates who are borrowers.	a) Debt Amount	Legislatively Deleted	85.50%	TBD	TBD
25. Student loan default rates - Three-year official cohort student loan default rates	b) Percentage of Students with Debt	Legislatively Deleted	\$26,106.00	\$24,700.00	\$24,700.00
	a) Public Universities	Legislatively Deleted	\$62.00	\$60.00	\$60.00
	b) Public Community Colleges		5.10%	6.40%	6.40%
	c) Higher Education Institutions		21.40%	22.90%	22.90%
26. Average cost of attendance - Average cost of attendance for resident undergraduates minus grant aid as a percentage of median income.		Legislatively Deleted	14.10%	14.30%	14.30%
27. Tuition and fees - Average statewide tuition and fees minus grant aid and net assessed tuition and fees per resident, undergraduate FTE (colleges and universities).	a) Average statewide tuition and fees minus grant aid	Legislatively Deleted	27.40%	27.50%	27.50%
	b) Net assessed tuition and fees per resident, undergraduate FTE		\$3,141.00	\$0.00	\$0.00
			\$429.00	\$0.00	\$0.00

LFO Recommendation:

The Higher Education Coordinating Commission (HECC) has proposed a "makeover" of their KPMs. Since HECC is a relatively new agency it had just assumed using the various KPMs that it "inherited" from its predecessors including Oregon University System, Department of Community College and Workforce Development (COWD), and the Oregon Student Access Commission (OSAC). Now with a few years since it was established, the agency has brought forward a new set of KPMs replacing most of the 28 KPMs it had. HECC maintains six existing KPMs which measure percent of high school graduates attending college with 16 months of graduation, college credits earned by K-12 students, public university graduation rates, unaffordability of postsecondary education, and the standard customer services and best practices common to many state agencies. Many of the proposed new KPMs measure similar items or policies some of the KPM proposed for deletion, but are better in terms of data availability or measurement. HECC wanted to make sure progress toward equity was included for some of its KPMs. For example, the existing KPM #1 measuring the percentage of Oregon students enrolled in college within 16 months of graduation is paired with KPM #2 which further breaks the measure down by race/ethnicity. Similar pairings are made in community college completion and transfer rate, public university graduation rate, college affordability, and earning of recent completers at community colleges and public universities.

The new set of measures are generally more broad, but the agency is committed to annually or biennially preparing reports that will provide more detailed or "drilled down" measures related to one or more of the broader KPMs. Even though the KPM system is limited in allowing existing data to be included for proposed or new KPMs, the agency does have data for most of the new measures. This information is available from the agency.

LFO recommends the approval of this new set of KPMs. It should be noted that at least one of the agency's primary focus areas - workforce development - is not included in the new set of KPMs. LFO recommends that HECC explore the potential for a KPM in this area and report back to the 2019 Legislature with any proposed KPMs for this area.

SubCommittee Action:

Accept the LFO recommendation.

HB 5006 A BUDGET REPORT and MEASURE SUMMARY

Carrier: Rep. Nathanson

Joint Committee On Ways and Means

Action Date: 07/03/17

Action: Do pass with amendments. (Printed A-Eng.)

House Vote

Yeas: 7 - Gomburg, Holvey, Huffman, Nathanson, Rayfield, Smith Warner, Williamson

Nays: 1 - McLane

Exc: 3 - Smith G, Stark, Whisnant

Senate Vote

Yeas: 11 - DeBoer, Devlin, Frederick, Girod, Hansell, Johnson, Manning Jr, Monroe, Roblan, Steiner Hayward, Winters

Nays: 1 - Thomsen

Prepared By: Laurie Byerly and Gregory Jolivet, Legislative Fiscal Office

Reviewed By: Paul Siebert, Legislative Fiscal Office

Emergency Board

2017-19

Various Agencies

2015-17

This summary has not been adopted or officially endorsed by action of the committee.

HB 5006 A

1 of 41

Budget Summary*

	2015-17 Legislatively Approved Budget	2017-19 Committee Recommendation	Committee Change
<u>Emergency Board</u>			
General Fund - General Purpose	-	\$ 50,000,000	\$ 50,000,000
General Fund - Special Purpose Appropriations	-		
State Agencies for state employee compensation	-	\$ 100,000,000	\$ 100,000,000
State Agencies for non-state worker compensation	-	\$ 10,000,000	\$ 10,000,000
Reduction to SB 505 special purpose appropriation	-	\$ (600,000)	\$ (600,000)
<u>ADMINISTRATION PROGRAM AREA</u>			
<u>Department of Administrative Services</u>			
General Fund	-	\$ 9,091,000	\$ 9,091,000
General Fund Debt Service	-	\$ (4,962,907)	\$ (4,962,907)
Lottery Funds	-	\$ 180,000	\$ 180,000
Lottery Funds Debt Service	-	\$ (2,317,505)	\$ (2,317,505)
Other Funds	-	\$ 23,939,750	\$ 23,939,750
Other Funds Debt Service	-	\$ 1,080,828	\$ 1,080,828
<u>Advocacy Commissions Office</u>			
General Fund	-	\$ 10,471	\$ 10,471
<u>Employment Relations Board</u>			
General Fund	-	\$ (29,574)	\$ (29,574)
Other Funds	-	\$ (16,497)	\$ (16,497)
<u>Oregon Government Ethics Commission</u>			
Other Funds	-	\$ (28,614)	\$ (28,614)
<u>Office of the Governor</u>			
General Fund	-	\$ (525,236)	\$ (525,236)
Lottery Funds	-	\$ (138,447)	\$ (138,447)
Other Funds	-	\$ (110,630)	\$ (110,630)
<u>Oregon Liquor Control Commission</u>			
Other Funds	-	\$ (1,458,427)	\$ (1,458,427)

Budget Summary*

	2015-17 Legislatively Approved Budget	2017-19 Committee Recommendation	Committee Change
<u>Public Employees Retirement System,</u>			
Other Funds	-	\$ (2,508,616)	\$ (2,508,616)
<u>Racing Commission</u>			
Other Funds	-	\$ (89,929)	\$ (89,929)
<u>Department of Revenue</u>			
General Fund	-	\$ (5,581,902)	\$ (5,581,902)
General Fund Debt Service	-	\$ (6,870,670)	\$ (6,870,670)
Other Funds	-	\$ 7,676,661	\$ 7,676,661
<u>Secretary of State</u>			
General Fund	-	\$ (346,704)	\$ (346,704)
Other Funds	-	\$ (1,030,747)	\$ (1,030,747)
Federal Funds	-	\$ (472,720)	\$ (472,720)
<u>State Library</u>			
General Fund	-	\$ 128,123	\$ 128,123
Other Funds	-	\$ (137,871)	\$ (137,871)
Federal Funds	-	\$ (1,625)	\$ (1,625)
<u>State Treasurer</u>			
General Fund	-	\$ 1,013,497	\$ 1,013,497
Other Funds	-	\$ (1,557,357)	\$ (1,557,357)
<u>CONSUMER AND BUSINESS SERVICES PROGRAM AREA</u>			
<u>State Board of Accountancy</u>			
Other Funds	-	\$ (56,046)	\$ (56,046)
<u>Chiropractic Examiners Board</u>			
Other Funds	-	\$ (51,085)	\$ (51,085)

	2015-17 Legislatively Approved Budget	2017-19 Committee Recommendation	Committee Change
<u>Budget Summary*</u>			
<u>Consumer and Business Services</u>			
Other Funds	-	\$ (5,252,286)	\$ (5,252,286)
Federal Funds	-	\$ (475,260)	\$ (475,260)
<u>Construction Contractors Board</u>			
Other Funds	-	\$ (461,875)	\$ (461,875)
<u>Board of Dentistry</u>			
Other Funds	-	\$ (38,848)	\$ (38,848)
<u>Health Related Licensing Boards</u>			
Other Funds	-	\$ (83,199)	\$ (83,199)
<u>Bureau of Labor and Industries</u>			
General Fund	-	\$ (127,909)	\$ (127,909)
Other Funds	-	\$ (278,736)	\$ (278,736)
Federal Funds	-	\$ (960)	\$ (960)
<u>Licensed Professional Counselors and Therapists. Board of</u>			
Other Funds	-	\$ (24,871)	\$ (24,871)
<u>Licensed Social Workers, Board of</u>			
Other Funds	-	\$ (25,841)	\$ (25,841)
<u>Medical Board</u>			
Other Funds	-	\$ (345,981)	\$ (345,981)
<u>Board of Nursing</u>			
Other Funds	-	\$ (450,604)	\$ (450,604)
<u>Board of Pharmacy</u>			
Other Funds	-	\$ (261,147)	\$ (261,147)

Budget Summary*

	2015-17 Legislatively Approved Budget	2017-19 Committee Recommendation	Committee Change
<u>Psychologist Examiners Board</u>			
Other Funds	-	\$ (26,589)	\$ (26,589)
<u>Public Utility Commission</u>			
Other Funds	-	\$ (1,156,876)	\$ (1,156,876)
Federal Funds	-	\$ (6,858)	\$ (6,858)
<u>Real Estate Agency</u>			
Other Funds	-	\$ (276,826)	\$ (276,826)
<u>Tax Practitioners Board</u>			
Other Funds	-	\$ (18,835)	\$ (18,835)
<u>ECONOMIC AND COMMUNITY DEVELOPMENT PROGRAM AREA</u>			
<u>Oregon Business Development Department</u>			
General Fund	-	\$ 3,628,465	\$ 3,628,465
General Fund Debt Service	-	\$ (1,481,045)	\$ (1,481,045)
Lottery Funds	-	\$ (247,934)	\$ (247,934)
Lottery Funds Debt Service	-	\$ (1,410,613)	\$ (1,410,613)
Other Funds	-	\$ 151,174,323	\$ 151,174,323
Other Funds Nonlimited	-	\$ 30,000,000	\$ 30,000,000
Federal Funds	-	\$ (13,232)	\$ (13,232)
<u>Employment Department</u>			
Other Funds	-	\$ (3,490,798)	\$ (3,490,798)
Federal Funds	-	\$ (4,403,080)	\$ (4,403,080)
<u>Housing and Community Services Department</u>			
General Fund	-	\$ 21,433,916	\$ 21,433,916
General Fund Debt Service	-	\$ 2,640,239	\$ 2,640,239
Lottery Funds	-	\$ 350,000	\$ 350,000
Other Funds	-	\$ 25,972,449	\$ 25,972,449
Federal Funds	-	\$ (7,227,385)	\$ (7,227,385)

Budget Summary*

	2015-17 Legislatively Approved Budget	2017-19 Committee Recommendation	Committee Change
<u>Department of Veterans' Affairs</u>			
General Fund	-	\$ (136,724)	\$ (136,724)
Lottery Funds	-	\$ -	\$ -
Other Funds	-	\$ (140,617)	\$ (140,617)
Federal Funds	-	\$ -	\$ -
<u>EDUCATION PROGRAM AREA</u>			
<u>Department of Education</u>			
General Fund	-	\$ (1,685,086)	\$ (1,685,086)
General Fund Debt Service	-	\$ (1,587,898)	\$ (1,587,898)
Other Funds	-	\$ 270,433,393	\$ 270,433,393
Federal Funds	-	\$ (957,295)	\$ (957,295)
<u>State School Fund</u>			
General Fund	-	\$ (30,372,945)	\$ (30,372,945)
Lottery Funds	-	\$ 12,465,745	\$ 12,465,745
Other Funds	-	\$ 17,907,200	\$ 17,907,200
<u>Higher Education Coordinating Commission</u>			
General Fund	-	\$ 8,532,950	\$ 8,532,950
General Fund Debt Service	-	\$ (13,840,783)	\$ (13,840,783)
Lottery Funds Debt Service	-	\$ (73,975)	\$ (73,975)
Other Funds	-	\$ 6,614,787	\$ 6,614,787
Federal Funds	-	\$ (430,293)	\$ (430,293)
<u>Chief Education Office</u>			
General Fund	-	\$ (369,306)	\$ (369,306)
<u>Teacher Standards and Practices</u>			
Other Funds	-	\$ (214,668)	\$ (214,668)

Budget Summary*

HUMAN SERVICES PROGRAM AREA

Commission for the Blind

	2015-17 Legislatively Approved Budget	2017-19 Committee Recommendation	Committee Change
General Fund	-	\$ (41,304)	\$ (41,304)
Other Funds	-	\$ (11,467)	\$ (11,467)
Federal Funds	-	\$ (157,969)	\$ (157,969)

Oregon Health Authority

General Fund	-	\$ (59,956,387)	\$ (59,956,387)
General Fund Debt Service	-	\$ 4,001	\$ 4,001
Lottery Funds	-	\$ (4,617)	\$ (4,617)
Other Funds	-	\$ 71,374,612	\$ 71,374,612
Federal Funds	-	\$ (9,456,614)	\$ (9,456,614)

Department of Human Services

General Fund	-	\$ (8,487,786)	\$ (8,487,786)
General Fund Debt Service	-	\$ 10,521,010	\$ 10,521,010
Other Funds	-	\$ 45,175,634	\$ 45,175,634
Federal Funds	-	\$ 138,153,153	\$ 138,153,153

Long Term Care Ombudsman

General Fund	-	\$ (272,509)	\$ (272,509)
Other Funds	-	\$ (2,593)	\$ (2,593)

Psychiatric Security Review Board

General Fund	-	\$ (33,233)	\$ (33,233)
--------------	---	-------------	-------------

JUDICIAL BRANCH

Judicial Department

General Fund	-	\$ (7,171,498)	\$ (7,171,498)
General Fund Debt Service	-	\$ (2,555,411)	\$ (2,555,411)
Other Funds	-	\$ 195,971,790	\$ 195,971,790

Budget Summary*

Commission on Judicial Fitness and Disability

	2015-17 Legislatively Approved Budget	2017-19 Committee Recommendation	Committee Change
General Fund	-	\$ (577)	\$ (577)

Public Defense Services Commission

General Fund	-	\$ 1,060,699	\$ 1,060,699
--------------	---	--------------	--------------

LEGISLATIVE BRANCH

Legislative Administration Committee

General Fund	-	\$ 4,109,449	\$ 4,109,449
General Fund Debt Service	-	\$ (445,481)	\$ (445,481)
Other Funds	-	\$ 239,358	\$ 239,358
Other Funds Debt Service	-	\$ (28,305)	\$ (28,305)

Legislative Assembly

General Fund	-	\$ (1,324,394)	\$ (1,324,394)
--------------	---	----------------	----------------

Legislative Commission on Indian Services

General Fund	-	\$ (1,750)	\$ (1,750)
--------------	---	------------	------------

Legislative Counsel

General Fund	-	\$ (232,754)	\$ (232,754)
Other Funds	-	\$ (59,154)	\$ (59,154)

Legislative Fiscal Office

General Fund	-	\$ (183,583)	\$ (183,583)
Other Funds	-	\$ (124,420)	\$ (124,420)

Legislative Revenue Office

General Fund	-	\$ (18,516)	\$ (18,516)
--------------	---	-------------	-------------

Legislative Policy and Research Office

General Fund	-	\$ (45,374)	\$ (45,374)
--------------	---	-------------	-------------

Budget Summary*

	2015-17 Legislatively Approved Budget	2017-19 Committee Recommendation	Committee Change
<u>NATURAL RESOURCES PROGRAM AREA</u>			
<u>State Department of Agriculture</u>			
General Fund	-	\$ (1,066,655)	\$ (1,066,655)
Lottery Funds	-	\$ (231,617)	\$ (231,617)
Other Funds	-	\$ (2,054,053)	\$ (2,054,053)
Federal Funds	-	\$ (388,340)	\$ (388,340)
<u>Columbia River Gorge Commission</u>			
General Fund	-	\$ 24,081	\$ 24,081
<u>State Department of Energy</u>			
Other Funds	-	\$ (538,561)	\$ (538,561)
Federal Funds	-	\$ (72,012)	\$ (72,012)
<u>Department of Environmental Quality</u>			
General Fund	-	\$ (352,190)	\$ (352,190)
Lottery Funds	-	\$ (77,348)	\$ (77,348)
Other Funds	-	\$ (3,614,762)	\$ (3,614,762)
Federal Funds	-	\$ (461,243)	\$ (461,243)
<u>State Department of Fish and Wildlife</u>			
General Fund	-	\$ 182,646	\$ 182,646
Lottery Funds	-	\$ (167,378)	\$ (167,378)
Other Funds	-	\$ (3,153,172)	\$ (3,153,172)
Federal Funds	-	\$ (3,058,576)	\$ (3,058,576)
<u>Department of Forestry</u>			
General Fund	-	\$ (1,201,103)	\$ (1,201,103)
General Fund Debt Service	-	\$ (410,919)	\$ (410,919)
Lottery Funds Debt Service	-	\$ (5,594)	\$ (5,594)
Other Funds	-	\$ 96,885,643	\$ 96,885,643
Other Funds Debt Service	-	\$ 79,996	\$ 79,996
Federal Funds	-	\$ (495,371)	\$ (495,371)

Budget Summary*

	2015-17 Legislatively Approved Budget	2017-19 Committee Recommendation	Committee Change
<u>Department of Geology and Mineral Industries</u>			
General Fund	-	\$ (104,725)	\$ (104,725)
Other Funds	-	\$ (141,422)	\$ (141,422)
Federal Funds	-	\$ (65,496)	\$ (65,496)
<u>Department of Land Conservation and Development</u>			
General Fund	-	\$ (395,929)	\$ (395,929)
Other Funds	-	\$ (1,373)	\$ (1,373)
Federal Funds	-	\$ (108,803)	\$ (108,803)
<u>Land Use Board of Appeals</u>			
General Fund	-	\$ 266	\$ 266
<u>Oregon Marine Board</u>			
Other Funds	-	\$ (335,800)	\$ (335,800)
Federal Funds	-	\$ (1,373)	\$ (1,373)
<u>Department of Parks and Recreation</u>			
Lottery Funds	-	\$ (1,881,005)	\$ (1,881,005)
Lottery Funds Debt Service	-	\$ (895,019)	\$ (895,019)
Other Funds	-	\$ 3,232,341	\$ 3,232,341
Federal Funds	-	\$ (7,925)	\$ (7,925)
<u>Department of State Lands</u>			
General Fund	-	\$ 5,000,000	\$ 5,000,000
Other Funds	-	\$ 11,149,657	\$ 11,149,657
Federal Funds	-	\$ (3,183)	\$ (3,183)
<u>Water Resources Department</u>			
General Fund	-	\$ (748,813)	\$ (748,813)
Lottery Funds Debt Service	-	\$ (2,078,875)	\$ (2,078,875)
Other Funds	-	\$ 21,943,095	\$ 21,943,095
Federal Funds	-	\$ -	\$ -

Budget Summary*

	2015-17 Legislatively Approved Budget	2017-19 Committee Recommendation	Committee Change
<u>Watershed Enhancement Board</u>			
Lottery Funds	-	\$ (205,451)	\$ (205,451)
Federal Funds	-	\$ (1,136)	\$ (1,136)
<u>PUBLIC SAFETY PROGRAM AREA</u>			
<u>Department of Corrections</u>			
General Fund	-	\$ (23,762,896)	\$ (23,762,896)
General Fund Debt Service	-	\$ 1,268,059	\$ 1,268,059
Other Funds	-	\$ 272,630	\$ 272,630
Federal Funds	-	\$ (10,323)	\$ (10,323)
<u>Oregon Criminal Justice Commission</u>			
General Fund	-	\$ (87,794)	\$ (87,794)
Other Funds	-	\$ (1,137)	\$ (1,137)
Federal Funds	-	\$ (3,503)	\$ (3,503)
<u>District Attorneys and their Deputies</u>			
General Fund	-	\$ (23,359)	\$ (23,359)
<u>Department of Justice</u>			
General Fund	-	\$ (3,386,309)	\$ (3,386,309)
General Fund Debt Service	-	\$ 3,235,629	\$ 3,235,629
Other Funds	-	\$ 15,825,892	\$ 15,825,892
Federal Funds	-	\$ 29,064,361	\$ 29,064,361
<u>Oregon Military Department</u>			
General Fund	-	\$ 932,333	\$ 932,333
General Fund Debt Service	-	\$ (802,765)	\$ (802,765)
Other Funds	-	\$ 4,796,923	\$ 4,796,923
Other Funds Debt Service	-	\$ 448,429	\$ 448,429
Federal Funds	-	\$ (1,156,392)	\$ (1,156,392)

Budget Summary*

	<u>2015-17 Legislatively Approved Budget</u>	<u>2017-19 Committee Recommendation</u>	<u>Committee Change</u>
<u>Oregon Board of Parole</u>			
General Fund	-	\$ (340,944)	\$ (340,944)
<u>Oregon State Police</u>			
General Fund	-	\$ (2,667,382)	\$ (2,667,382)
Lottery Funds	-	\$ (240,268)	\$ (240,268)
Other Funds	-	\$ (26,542)	\$ (26,542)
Federal Funds	-	\$ (142,526)	\$ (142,526)
<u>Department of Public Safety Standards and Training</u>			
Other Funds	-	\$ (1,183,157)	\$ (1,183,157)
Federal Funds	-	\$ 464,466	\$ 464,466
<u>Oregon Youth Authority</u>			
General Fund	-	\$ (4,902,061)	\$ (4,902,061)
General Fund Debt Service	-	\$ 1,925,787	\$ 1,925,787
Other Funds	-	\$ 567,980	\$ 567,980
Federal Funds	-	\$ (218,984)	\$ (218,984)
<u>TRANSPORTATION PROGRAM AREA</u>			
<u>Department of Aviation</u>			
Other Funds	-	\$ (39,973)	\$ (39,973)
Federal Funds	-	\$ (1,538)	\$ (1,538)
<u>Department of Transportation</u>			
General Fund	-	\$ (389,942)	\$ (389,942)
General Fund Debt Service	-	\$ (1,037,553)	\$ (1,037,553)
Lottery Funds Debt Service	-	\$ (6,039,258)	\$ (6,039,258)
Other Funds	-	\$ (1,415,838)	\$ (1,415,838)
Other Funds Debt Service	-	\$ 10	\$ 10
Federal Funds	-	\$ (227,030)	\$ (227,030)

Budget Summary*

	2015-17 Legislatively Approved Budget	2017-19 Committee Recommendation	Committee Change
2017-19 Budget Summary			
General Fund Total	-	\$ 58,172,743	\$ 58,172,743
General Fund Debt Service	-	\$ (14,400,707)	\$ (14,400,707)
Lottery Funds Total	-	\$ 9,801,680	\$ 9,801,680
Lottery Funds Debt Service	-	\$ (12,820,839)	\$ (12,820,839)
Other Funds Total	-	\$ 938,856,278	\$ 938,856,278
Other Funds Debt Service	-	\$ 1,580,778	\$ 1,580,778
Other Funds Nonlimited	-	\$ 30,000,000	\$ 30,000,000
Federal Funds Total	-	\$ 137,654,935	\$ 137,654,935

* Excludes Capital Construction

2015-17 Supplemental Appropriations

	2015-17 Legislatively Approved Budget	2015-17 Committee Recommendation	Committee Change
Commission on Judicial Fitness and Disability			
General Fund	-	\$ 35,000	\$ 35,000
Department of Transportation			
Other Funds	-	\$ 45,500,000	\$ 45,500,000
Federal Funds	-	\$ 8,100,000	\$ 8,100,000

2017-19 Position Summary

	2015-17 Legislatively Approved Budget	2017-19 Committee Recommendation	Committee Change
ADMINISTRATION PROGRAM AREA			
<u>Department of Administrative Services</u>			
Authorized Positions	-	6	6
Full-time Equivalent (FTE) positions	-	6.00	6.00
<u>Public Employees Retirement System</u>			
Authorized Positions	-	1	1
Full-time Equivalent (FTE) positions	-	0.92	0.92
<u>Department of Revenue</u>			
Authorized Positions	-	33	33
Full-time Equivalent (FTE) positions	-	9.00	9.00
<u>State Treasurer</u>			
Authorized Positions	-	2	2
Full-time Equivalent (FTE) positions	-	2.34	2.34
CONSUMER AND BUSINESS SERVICES PROGRAM AREA			
<u>Consumer and Business Services</u>			
Authorized Positions	-	11	11
Full-time Equivalent (FTE) positions	-	9.68	9.68
<u>Bureau of Labor and Industries</u>			
Authorized Positions	-	3	3
Full-time Equivalent (FTE) positions	-	2.50	2.50
ECONOMIC AND COMMUNITY DEVELOPMENT PROGRAM AREA			
<u>Housing and Community Services Department</u>			
Authorized Positions	-	3	3
Full-time Equivalent (FTE) positions	-	0.75	0.75

2017-19 Position Summary

HUMAN SERVICES PROGRAM AREA

Oregon Health Authority

Authorized Positions 63
 Full-time Equivalent (FTE) positions 51.46

Department of Human Services

Authorized Positions 113
 Full-time Equivalent (FTE) positions 74.33

JUDICIAL BRANCH

Judicial Department

Authorized Positions 4
 Full-time Equivalent (FTE) positions 2.00

NATURAL RESOURCES PROGRAM AREA

Oregon Department of Agriculture

Authorized Positions (1)
 Full-time Equivalent (FTE) positions (1.00)

Department of Fish and Wildlife

Authorized Positions 6
 Full-time Equivalent (FTE) positions 5.33

Department of Forestry

Authorized Positions 4
 Full-time Equivalent (FTE) positions 3.50

Department of State Lands

Authorized Positions 1
 Full-time Equivalent (FTE) positions 1.00

	2015-17 Legislatively Approved Budget	2017-19 Committee Recommendation	Committee Change
HUMAN SERVICES PROGRAM AREA			
<u>Oregon Health Authority</u>			
Authorized Positions	-	63	63
Full-time Equivalent (FTE) positions	-	51.46	51.46
<u>Department of Human Services</u>			
Authorized Positions	-	113	113
Full-time Equivalent (FTE) positions	-	74.33	74.33
JUDICIAL BRANCH			
<u>Judicial Department</u>			
Authorized Positions	-	4	4
Full-time Equivalent (FTE) positions	-	2.00	2.00
NATURAL RESOURCES PROGRAM AREA			
<u>Oregon Department of Agriculture</u>			
Authorized Positions	-	(1)	(1)
Full-time Equivalent (FTE) positions	-	(1.00)	(1.00)
<u>Department of Fish and Wildlife</u>			
Authorized Positions	-	6	6
Full-time Equivalent (FTE) positions	-	5.33	5.33
<u>Department of Forestry</u>			
Authorized Positions	-	4	4
Full-time Equivalent (FTE) positions	-	3.50	3.50
<u>Department of State Lands</u>			
Authorized Positions	-	1	1
Full-time Equivalent (FTE) positions	-	1.00	1.00

2017-19 Position Summary

	2015-17 Legislatively Approved Budget	2017-19 Committee Recommendation	Committee Change
<u>Water Resources Department</u>			
Authorized Positions	-	1	1
Full-time Equivalent (FTE) positions	-	1.00	1.00
PUBLIC SAFETY PROGRAM AREA			
<u>Department of Justice</u>			
Authorized Positions	-	68	68
Full-time Equivalent (FTE) positions	-	54.99	54.99
<u>Oregon Military Department</u>			
Authorized Positions	-	2	2
Full-time Equivalent (FTE) positions	-	2.00	2.00
<u>Oregon State Police</u>			
Authorized Positions	-	27	27
Full-time Equivalent (FTE) positions	-	25.32	25.32

Summary of Revenue Changes

The General Fund appropriations made in the bill are within resources available as projected in the May 2017 economic and revenue forecast by the Department of Administrative Services, Office of Economic Analysis, supplemented by transfers from various agency accounts to the General Fund for general governmental purposes as authorized in HB 3470, plus other actions to reduce state agency expenditures.

Summary of Capital Construction Subcommittee Action

HB 5006 appropriates General Fund to the Emergency Board for general purpose and targeted special purpose appropriations, and makes other adjustments to individual agency budgets and position authority as described below.

Emergency Board

The Emergency Board allocates General Fund and provides Lottery Funds, Other Funds, and Federal Funds expenditure limitation to state agencies for unanticipated needs in approved agency budgets when the Legislature is not in session. The Subcommittee appropriated \$50 million General Fund to the Emergency Board for general purposes.

HB 5006 makes two special purpose appropriations to the Emergency Board, totaling \$110 million General Fund; the bill also adjusts a special purpose appropriation already approved in a different bill:

- \$100 million General Fund for state employee compensation changes.
- \$10 million General Fund for allocation to state agencies for compensation changes driven by collective bargaining for workers who are not state employees.
- Reduces the special purpose appropriation made by SB 505 for costs associated with the requirement to record grand jury proceedings, by \$600,000 General Fund. The budget for the Judicial Department is increased by this amount.

If these special purpose appropriations are not allocated by the Emergency Board before December 1, 2018, any remaining funds become available to the Emergency Board for general purposes.

Adjustments to Approved 2017-19 Agency Budgets

STATEWIDE ADJUSTMENTS

Statewide adjustments reflect budget changes in multiple agencies based on reductions in Department of Administrative Services assessments and charges for services, Attorney General rates, certain services and supplies, and additional vacancy savings expected as a result of a hiring slowdown. Statewide adjustments also reflect net reductions to debt service realized through interest rate savings on bond sales and refunding of outstanding general obligation and lottery revenue bonds. Total savings are \$135.8 million General Fund, \$16.7 million Lottery Funds, \$105.5 million Other Funds, and \$35.6 million Federal Funds.

Specific adjustments include \$126 million total funds savings from implementing a hiring slowdown implemented across all three branches of government; \$25 million in General Fund and Lottery Funds savings from eliminating most inflation on services and supplies implemented across all three branches of government; \$9.3 million total funds from a 10% reduction to travel in Executive Branch agencies to implement the Governor's previously announced cost containment effort; \$68 million total funds reduction from lower Department of Administrative Services assessments and service rates; and \$13 million total funds from lower Attorney General rates.

Section 145 of the budget bill reflects the changes, as described above, for each agency. These adjustments are not addressed in the individual agency narratives, although they are included in the table at the beginning of the budget report.

ADMINISTRATION

Department of Administrative Services

The Subcommittee approved various one-time General Fund appropriations to the Department of Administrative Services (DAS) for the following purposes:

- \$1,895,000 for disbursement to the Rogue River Valley Irrigation District for the Bradshaw Drop Irrigation Canal project to pipe over three miles of irrigation canal to conserve water and provide pressurized water to district patrons.
- \$1,836,000 for disbursement to the City of John Day to extend a fiber optic line along US 395 from US 20 to John Day.
- \$1,000,000 for disbursement to the JPR Foundation, Inc. for the Holly Theater restoration project in Medford.
- \$1,000,000 for disbursement to the Deschutes Rim Clinic Foundation for the Rim Health Clinic in Maupin to supplement capacity at the current facility.
- \$750,000 for disbursement to the Medford Youth Baseball Society for improvements at Harry and David Baseball Park.
- \$500,000 for disbursement to the City of Mosier for a joint use facility, encompassing a city hall, main fire station, and multi-use community space to be built on land donated by Union Pacific Railroad.
- \$500,000 for disbursement to the Oregon Wine Board for marketing and increasing the market access of Oregon produced wine.
- \$420,000 for disbursement to the City of John Day for operations of a public safety answering point through the 2017-19 biennium.
- \$400,000 for disbursement to the Greater Portland YMCA for the Family Preservation Project.
- \$250,000 for disbursement to the Southern Oregon Veterans Benefit organization for construction of a replica of the Vietnam Memorial Traveling Wall.
- \$200,000 for disbursement to the Mid-Columbia Health Foundation for a hospital modernization and expansion project involving a regional rural community hospital in The Dalles that was built in 1859.
- \$50,000 for disbursement to the World of Speed organization as transition funding for the High School Automotive Career Technical Education program as the organization seeks other support for the program.
- \$50,000 for disbursement to the Family YMCA of Marion and Polk Counties for the YMCA Youth and Government program.
- \$50,000 for disbursement to the Bag and Baggage Productions, a professional theater located in Hillsboro, for its Cultural Innovation Project involving the purchase and installation of a 360 degree digitally immersive projection system.
- \$40,000 for disbursement to the Cities of Turner, Aumsville, and Salem, for use as flood mitigation planning match.

A total of \$28,177,202 Other Funds expenditure limitation was added by the Subcommittee for the one-time cost of issuance and special payments associated with the disbursement of proceeds from Lottery Bond sales; projects are detailed below and approved in SB 5530. Cost of issuance for these projects totals \$707,202. There is no debt service allocated in the 2017-19 biennium, as the bonds will not be sold until the

spring of 2019. Total debt service on all the projects described below is estimated at a total of \$4,743,599 Lottery Funds for the 2017-19 biennium and \$47,153,969 over the life of the bonds.

- \$12,235,018 Other Funds for disbursement to the YMCA of Marion and Polk counties for construction of a new YMCA facility in Salem.
- \$6,125,396 Other Funds for disbursement to the Eugene Civic Alliance to redevelop the site of the former Civic Stadium into a community sports and recreation complex.
- \$2,050,587 Other Funds for disbursement to the Gresham Redevelopment Commission for the construction of an innovation and workforce training center in the Rockwood neighborhood in Gresham.
- \$2,050,587 Other Funds for disbursement to the Family Nurturing Center (Rogue Valley Children’s Relief Nursery) to purchase and rehabilitate affordable housing adjacent to the Center’s campus.
- \$1,042,655 Other Funds for disbursement to the Cascade AIDS Project for the acquisition and renovation of a primary care and mental health center for the lesbian, gay, bisexual, transgender, queer, and other minority gender identities and sexual orientation community.
- \$1,041,303 Other Funds for disbursement to the City of Independence for the Independence Landing Revitalization Project.
- \$1,041,303 Other Funds for disbursement to Klamath County for construction of the Klamath Youth Inspiration Program residential treatment center in Klamath Falls.
- \$1,041,303 Other Funds for disbursement to the City of Woodburn to develop a community center in Woodburn.
- \$784,922 Other Funds for disbursement to The Dalles Civic Auditorium Preservation Commission to continue reconstruction of The Dalles Civic Auditorium theater.
- \$764,128 Other Funds for disbursement to the City of Spray to construct a public safety and emergency services center, which includes fire protection and emergency medical services.

The Subcommittee approved two one-time increases to existing subsidy programs funded through the DAS budget: \$150,000 General Fund was added to the special payments made to the Oregon Historical Society, increasing its total state support in 2017-19 to \$900,000 General Fund. The Subcommittee also approved increasing the 2017-19 special payments to county fairs by \$180,000 Lottery Funds, which provides county fairs with a total of \$3,828,000 Lottery Funds in 2017-19.

To complete projects approved in SB 5506, the capital construction bill, the Subcommittee approved the establishment of five limited duration Project Manager 2 positions (5.00 FTE) and one limited duration Project Manager 3 position (1.00 FTE) within the DAS Planning and Construction Management program. This is position establishment authority only, as all position costs will be charged against project funding.

The Subcommittee approved \$1,080,818 in additional Other Funds Debt Service to support repayment of Article XI-Q General Obligation bond proceeds approved in SB 5505 for renovations at the Portland State Office Building, and an Other Funds expenditure limitation increase of \$214,000 for the cost of issuance of the bonds.

Public Employees Retirement System

An Other Funds expenditure limitation increase of \$209,443 was approved by the Subcommittee, which supports one permanent full-time Principal Executive Manager G (0.92 FTE) to serve as the agency's Chief Financial Officer, with the understanding that the agency competitively recruit for, and hire, a Certified Public Accountant for this position.

Department of Revenue

The Subcommittee approved funding for the final project phase to replace most of the agency's core information technology systems (Core Systems Replacement project). The final phase includes: Timber tax; electrical cooperative tax; rail car tax; gas and oil production tax; County Assessment Funding Assistance; Green Light; Non-profit homes; court fines and assessments; and revenue accounting. The scheduled implementation date is November 13, 2017.

The Subcommittee approved \$8,383,109 of Other Funds expenditure limitation and the establishment of 32 limited duration positions (8.00 FTE), which is to be mostly financed with Article XI-Q bonds approved in SB 5505 (\$4,781,944). Project revenues also include an estimated \$3,501,165 in bond proceeds that were authorized and issued during the 2015-17 biennium, but remained unexpended, and \$100,000 of state marijuana tax revenue. The Department of Administrative Services is directed to unschedule \$276,599 of Other Funds expenditure limitation associated with the Core Systems Replacement project, which may be rescheduled upon the approval of the Legislative Fiscal Office.

The Subcommittee appropriated \$1,000,000 General Fund for vendor contract maintenance costs to support the ongoing maintenance of the vendor product after installation and \$60,000 General Fund for non-bondable expenditures related to the project; these are one-time costs that should be phased out for 2019-21.

To support repayment of Article XI-Q General Obligation bond proceeds approved in SB 5505 for the project, the Subcommittee appropriated \$796,311 in additional General Fund Debt Service and added \$73,056 Other Funds expenditure limitation for the cost of issuance of the bonds.

The Subcommittee increased the General Fund appropriation by \$276,906 and Other Funds expenditure limitation by \$24,079 for one permanent full-time Principal Executive Manager F position (1.00 FTE) to restore funding for the agency's Finance Manager position, a long-term vacancy that was eliminated in SB 5535, with the understanding that the agency competitively recruit for, and fill, this position.

To balance available revenues with Other Funds expenditure limitation, the Subcommittee decreased Other Funds expenditure limitation by \$187,277 for services and supplies in the Property Tax Division.

The Subcommittee increased Other Funds expenditure limitation by \$244,058 for services and supplies in the Marijuana Program. Of the increase, \$200,000 is for a remodel of the cash transaction space in the Salem headquarters building. This will bring the total estimated project

costs to \$1.33 million, of which \$1 million will be funded during the 2017-19 biennium. This is a one-time expense. The remaining \$44,058 is for services and supplies approved by the Emergency Board in May of 2016.

Oregon Advocacy Commissions Office

To restore a reduction in services and supplies included in the budget bill for the Oregon Advocacy Commissions Office (SB 5501), the Subcommittee approved \$17,000 General Fund.

State Library

The Subcommittee approved a \$197,488 General Fund appropriation to restore a reduction to the Ready to Read Grant program included in the budget bill for the State Library (HB 5018). The Ready to Read Grant program provides grants to public libraries for early literacy services and summer reading programs.

State Treasurer

For the Oregon Retirement Savings Board, the Subcommittee increased General Fund by \$1,056,224 and established three permanent full-time positions (2.84 FTE) for additional implementation work. The positions are: one permanent full-time Operations and Policy Analyst 4 to serve as a Public Engagement Manager (1.00 FTE); one permanent full-time Operations and Policy Analyst 3 to serve as a Compliance Manager (0.92 FTE); and one permanent full-time Executive Support Special 1 (0.92 FTE). The Subcommittee abolished one permanent part-time Program Analyst 1 position, a long-term vacant position (-0.50 FTE). A General Fund appropriation is required to fund the Board's operating expenses until the Retirement Savings Plan Administrative Fund has sufficient revenue to support the Board. General Fund expenditures are to be repaid with future administrative fees.

CONSUMER AND BUSINESS SERVICES

Department of Consumer and Business Services

The Subcommittee approved an increase in Other Funds expenditure limitation of \$154,056 for the Department of Consumer and Business Services (DCBS), Division of Financial Regulation and authorized the establishment of a limited duration Operation and Policy Analyst 3 position (0.88 FTE). This position will support work required by the passage of HB 2391, which requires DCBS to establish a reinsurance program for individual and group health insurance policies. The position will assist existing staff at the agency with the additional rulemaking process required to establish the reinsurance program and with the application to the US Department of Health and Human Services for a 1332 waiver to implement the Oregon Reinsurance Program.

The Subcommittee approved an increase in Other Funds expenditure limitation of \$1,748,149 for the DCBS Building Codes Division and the establishment of 10 positions (8.80 FTE). Three of the positions, two Operations and Policy Analyst 3 and a Professional Engineer 2, are for building code development. These positions will provide policy and technical research, analysis, and subject matter expertise related to developing statewide standards, and provide support on special projects related to statewide consistency and uniformity within the building

code. Two Administrative Specialist 2 positions will support analysts, engineers, and subject matter experts in the process of statewide code development, and facilitate and coordinate on special projects, permit services, and project tracking. Two Plans Examiner 2 positions will provide technical expertise and support to special projects, by reviewing plans and specifications for those projects and providing additional support to operational programs in the Pendleton and Coos Bay field offices. One Structural and Mechanical Inspector, a Plumbing Inspector, and one Electrical Inspector will provide field support for site-built construction in the Pendleton and Coos Bay field offices.

Bureau of Labor and Industries

General Fund in the amount of \$413,787 is added to the budget of the Bureau of Labor and Industries for anticipated investigatory and enforcement provisions related to the passage of SB 828. The funding supports a permanent Civil Rights Field Representative (0.75 FTE), and a Permanent Compliance Specialist (0.75 FTE). In addition, funding to support a limited duration Training and Development Specialist 2 position (1.00 FTE) is also included; this position will develop notice materials for posting in the work place, and provide employer training opportunities on the new requirements.

ECONOMIC AND COMMUNITY DEVELOPMENT

Oregon Business Development Department

The Subcommittee established a one-time \$1,650,000 General Fund appropriation for the Arts Commission to distribute grants to the following cultural institutions in the following amounts:

- APANO Cultural Center - \$300,000
- Benton County Historical Society & Museum - Corvallis Museum - \$500,000
- Cottage Theatre Expansion - \$125,000
- High Desert Museum - By Hand Through Memory Exhibit - \$125,000
- Liberty Theatre Foundation - Theatre Restoration in La Grande - \$200,000
- Oregon Coast Council for the Arts - Newport Performing Arts Center - \$300,000
- Portland Institute of Contemporary Art - Capital Campaign NE Hancock \$100,000

The Subcommittee established a one-time \$2,000,000 General Fund appropriation for a grant to the Crescent Sanitary District to support a sewer system/wastewater treatment facility project. To supplement support for the Regional Accelerator Innovation Network (RAIN), the Subcommittee increased the one-time Lottery Funds expenditure limitation by \$500,000. With the expenditure increase in this bill, total support in the budget for RAIN will total \$1,000,000. The Subcommittee also established a one-time Other Funds expenditure limitation of \$3,000,000 to support operating and research expenses of the Oregon Manufacturing Innovation Center (OMIC). The source of these funds are moneys transferred from the Connect Oregon Fund in the Department of Transportation. With the expenditure increase in this bill, support in the Oregon Business Development Department budget for OMIC operations will total \$6.6 million of combined Lottery Funds and Other Funds expenditures.

The Subcommittee increased Other Funds expenditures for distribution of bond proceeds authorized in SB 5505 and SB 5530, and HB 2278 (2015 Session). These expenditures include expenditures for the following projects for the following amounts:

- Seismic Rehabilitation Grants - \$120 million total, including \$100 million for school facilities and \$20 million for emergency services facilities.
- Port of Coos Bay - Channel Deepening Project - \$15,000,000
- Oregon Manufacturing Innovation Center Roads - \$3,390,000
- City of Sweet Home - Wastewater Treatment Plant Upgrade - \$2,000,000
- Crescent Sanitary District Sewer System - \$3,000,000
- Portland Art Museum 0 Connection Campaign - \$1,000,000
- Eugene Ballet Company - Midtown Arts Center - \$700,000
- Friends of the Oregon Caves & Chateau - Balcony Restoration Project - \$750,000
- Regional Solutions - \$1

Regarding Regional Solutions, SB 5530 authorizes \$4 million of lottery bond proceeds for the Regional Infrastructure Fund for Regional Solutions projects. After the Department presents a funding request with identified Regional Solutions projects, the Legislature or Emergency Board will increase the Other Funds expenditure limitation to allow funding of the approved projects. The expenditure limitation applies solely to lottery bond proceeds received in the 2017-19 biennium. Proceeds from previously issued bonds that have been transferred to the Regional Infrastructure Fund, and any earnings in the Fund, are not subject to the \$1 expenditure limitation.

The Subcommittee also increased Nonlimited Other Funds expenditures by \$30 million for distribution of lottery bond proceeds authorized for the Special Public Works Fund. The \$30 million include \$20 million for adding capital to the base Fund, and \$10 million restricted to levee projects.

Other Funds expenditures are increased by a total of \$2,746,249 to pay costs of issuing the general obligation and lottery revenue bonds authorized for the above projects. Proceeds of bonds are used to finance these costs.

Finally, the General Fund appropriation for debt service is increased by \$2,836,985 to pay 2017-19 biennium debt service costs for approved Seismic Rehabilitation Grant bonds. This supports debt service costs for \$25 million of seismic school bonds, and \$10 million of seismic emergency services facility bonds, issued in spring 2018. The remaining seismic bonds, and all lottery bonds authorized for projects in this budget, will be issued in spring 2019, and related debt service will not be paid until the 2019-21 biennium.

Housing and Community Services Department

The Housing and Community Services Department budget is adjusted by the Subcommittee as follows:

Local Innovation and Fast Track (LIFT) housing program - Other Funds expenditure limitation is increased by \$1,090,000 attributable to the cost of issuance for \$80 million in Article XI-Q Bonds for affordable housing development; the housing developed with the bonds will be targeted to low income individuals and families. It is assumed that this investment will result in an additional 1,200 - 1,500 units of new housing, depending on economic factors and the extent to which the program is modified (specifically, to include single family home ownership). Expenditure limitation for a period of six years for the project amount (\$80 million) is in SB 5506. Administration of the \$80 million in additional bond proceeds drives the need for additional expenditure limitation and General Fund support in the 2017-19 biennium, as follows: Two limited duration Loan Specialist positions (0.75 FTE) and two permanent Compliance Specialist positions (1.00 FTE) are authorized to add appropriate underwriting and project monitoring for affordable housing units developed through the LIFT housing program, as authorized by the 2017 Legislative Assembly. The compliance specialist positions are funded through fees charged to the projects, while the loan specialists are supported by General Fund. Finally, General Fund of \$3.4 million is appropriated for debt service, assuming half of the total authorized amount (\$40 million) is issued in the spring of 2018.

Preservation of Affordable Housing - Other Funds expenditure limitation in the amount of \$25,395,235 is included to enable the Housing and Community Services Department (HCSD) to expend lottery bond proceeds for preservation of affordable housing. Of this amount, \$25 million is attributable to project costs, and \$395,235 is related to cost of issuance. Eligible projects for which these funds can be expended will be defined by HCSD and include activities such as: multi-family rental properties where at least 25% of the units are subsidized by a project-based rental assistance contract through the USDA Rural Development or the US Department of Housing and Urban Development; existing manufactured housing communities and affordable housing units to be acquired by a mission-based non-profit organization, resident cooperative, tenants' association, housing authority, or local government; existing multifamily projects with affordability restrictions in need of rehabilitation and contract renewal; and public housing projects undergoing a preservation transaction which involves a comprehensive recapitalization and which will secure ongoing rental subsidies.

Oregon Foreclosure Avoidance Program - General Fund of \$1.3 million is included for the program. This 2017-19 funding is intended to be the final installment for the program, with the expectation that HCSD will cease administration and payment reimbursement by June 30, 2019, or the time at which funds are fully expended, whichever comes first.

Emergency Housing Account and State Homeless Assistance Program - An additional \$13,200,000 General Fund is added to the Emergency Housing Account (EHA) program, and an additional \$6,800,000 General Fund is included for the State Homeless Assistance Program (SHAP). These are one-time enhancements that bring the total 2017-19 budget for EHA to \$27,893,832 (a 93% increase over the 2015-17 legislatively approved budget) and SHAP to \$12,226,228 (a 129% increase over the 2015-17 legislatively approved budget).

Oregon Commission for Voluntary Action and Service - Federal Funds expenditure limitation is reduced by \$7.1 million and one position (1.00 FTE) to reflect funding associated with transfer of administration of the Commission from HCSD to the Office of the Governor. The statutory changes to accomplish the transfer of the program are included in HB 3470.

Measure 96 Lottery Funds Allocation - Lottery Funds expenditure limitation, attributable to the 2016 passage of Measure 96, in the amount of \$350,000 is added for emergency housing assistance to veterans, as provided through the Emergency Housing Account program. The funds are allocated to the Department in SB 140. A budget note in HB 5012 (the HCSD budget bill) directs HCSD and the Department of Veterans' Affairs to report back to the Joint Committee on Ways and Means in February 2018 with advice on strategic investments of available funds that will result in long-term housing stability for veterans.

Oregon Department of Veterans' Affairs

The Subcommittee approved increasing Other Funds expenditure limitation by \$310,000 for costs of issuance on Article XI-Q general obligation bonds authorized in SB 5505 for a parking lot at the Lebanon Veterans' Home, an educational and daycare facility at The Dalles Veterans' Home, and a new veterans' home in Roseburg. Costs of issuance will be paid with bond proceeds. Bonds are scheduled to be sold in spring 2019, with debt service of \$2.2 million General Fund in the 2019-21 biennium.

Due to the shortage of nurses and medical technicians in the City of Roseburg and Douglas County that would be required to staff the approved Veterans' Home, the Subcommittee adopted the following budget note:

Budget Note:

The Oregon Department of Veterans' Affairs, in collaboration with the Oregon Health Authority and the Oregon State Board of Nursing, is directed to convene a rural medical training facilities workgroup that will investigate issues related to alleviating a shortage of skilled and experienced nurses and medical technicians in the City of Roseburg and in Douglas County. Representatives from the City of Roseburg, Douglas County, local hospital or medical facilities, including the Roseburg VA Medical Center, and local medical practitioners with experience in training nursing and medical technician students should be included in the workgroup membership. The workgroup should consider issues related to establishing a medical training facility in partnership with local academic programs and methods of reintegrating veterans who are transitioning out of military service into society through higher education and career training. The Department shall report the results of the workgroup and recommendations to the Legislature by September 15, 2018.

EDUCATION

State School Fund

The Subcommittee approved a decrease of \$30,372,945 General Fund and an increase of \$12,465,745 Lottery Funds for the State School Fund, which reflects the balancing of available Lottery Funds across the entire state budget. In addition, Other Funds expenditure limitation was

increased by \$17,907,200 to account for the total amount of Marijuana revenues dedicated to the State School Fund. Overall, the net change to the State School Fund is zero from the \$8.2 billion included in SB 5517, the State School Fund budget bill.

Department of Education

The Subcommittee approved \$480,517 General Fund for debt service on Article XI-Q bonds sold for deferred maintenance projects at the Oregon School for the Deaf. The bond proceeds will be used to address long standing deferred maintenance issues including replacement or repair of roofs (\$2.5 million) and various improvements (\$1.8 million) to address accessibility issues at the facility necessary to comply with the Americans with Disabilities Act (ADA). For the sale of Article XI-P bonds for the Oregon School Capital Improvement Matching program, \$100 million Other Funds expenditure limitation is included. The XI-P bonds will be sold later in the biennium, so no debt service is required. For both the sale of XI-Q bonds for the Oregon School for the Deaf and the Article XI-P bonds for school district facilities, an increase of \$1,052,442 in Other Funds expenditure limitation is included for the issuance costs of the bonds.

An Other Funds expenditure limitation of \$170.0 million is included for payments to school districts under Ballot Measure 98. A \$170 million General Fund appropriation was made in SB 5516, the budget bill for the Oregon Department of Education, but payments out of the new High School Graduation and College and Career Readiness Fund must be budgeted as an Other Funds expenditure under the language of Ballot Measure 98 and for accounting practices.

Higher Education Coordinating Commission

The Subcommittee approved an increase of \$6,831,534 in Other Funds expenditure limitation for the Higher Education Coordinating Commission (HECC) for the issuance costs of general obligation bonds sold for public universities and community colleges. These include both Article XI-G and XI-Q bonds for the seven public universities and Article XI-G bonds for community colleges.

A General Fund appropriation of \$1.2 million was approved for a one-time grant to Eastern Oregon University for the construction of a new dedicated technology infrastructure equipment facility. This facility will be the campus hub for communications and network infrastructure. Also approved was \$490,000 General Fund for a one-time grant to Oregon State University for the renovation of the Graduate and Research Center at the Cascades Campus in Bend. This will create office space for teaching and research at the campus as it offers new programs and courses.

An additional \$5.3 million General Fund was approved for the Oregon Promise program which provides financial assistance to recent high school graduates with tuition waivers or subsidies at a community college. The increase, along with \$34.7 million General Fund included in the HECC budget bill (SB 5524), brings 2017-19 funding for this program to \$40 million General Fund. At this funding level, the Commission will need to implement policies limiting participation, including restricting program eligibility based on Earned Family Contribution. The intent is to “grandfather” in the first year’s students who started in the program during the 2016-17 academic year under the former requirements and implement any changes for those students who start during or after the fall quarter of the 2017-18 academic year. SB 1032 will include authority for HECC to limit the number of Oregon Promise participants by setting a maximum Earned Family Contribution for program eligibility.

The Subcommittee also approved a budget note related to community colleges:

Budget Note:

The Higher Education Coordinating Commission shall convene a workgroup to develop recommendations for enabling community colleges to offer an associate's degree that is completed in coordination with credits earned in registered apprenticeship or training programs that are at least four years long. The commission shall report their findings and recommendations to the appropriate legislative interim committee.

For College Possible, the Subcommittee approved a one-time \$350,000 General Fund appropriation to HECC for a one-time grant to the organization. This program provides mentoring, coaching, and other assistance to low income students to encourage them to go to college and help them apply for college and financial aid.

One-time funding for two Agricultural Experiment Station positions are added in this bill. One is located at the Hermiston Agricultural Research and Extension Center for potato research and one is at the North Willamette Research and Extension Center. The costs are \$260,000 and \$120,000 General Fund, respectively. Funding for the Renewable Energy Center at the Oregon Institute of Technology was approved in the amount of \$500,000 General Fund.

The Subcommittee approved one-time funding for two projects through Oregon State University resulting, in part, from the work of the Oregon Shellfish Task Force. The first is \$570,000 General Fund for the Molluscan Broodstock program at the Hatfield Marine Science Center in conjunction with the Whiskey Creek Shellfish Hatchery. The second project is \$280,000 General Fund for monitoring the effects of ocean acidification and conducting ocean acidification research at the Whiskey Creek Shellfish Hatchery.

HUMAN SERVICES

Oregon Health Authority

HB 5006 includes \$10,000,000 General Fund for costs related to treating Hepatitis C - Stage 2 for members of the Oregon Health Plan (OHP). Coverage is already included for Stages 3 and 4. It is estimated that roughly 3,200 OHP members have Hepatitis C at Stage 2, and if all these members pursue treatment, the 2017-19 estimated cost is about \$21.6 million General Fund. The agency will include data on current treatment patterns and costs in its first 2017-19 rebalance, and may need to request additional funding during the 2018 legislative session. A portion of this funding is expected to be one-time, as the existing OHP population is treated and only new cases will need treatment in the following biennium.

The Subcommittee approved \$200,000 General Fund for providing fresh Oregon-grown fruits, vegetables, and cut herbs from farmers' markets and roadside stands to eligible low-income seniors under the Senior Farm Direct Nutrition Program. Another \$1,000,000 General Fund was

added for the same purpose for eligible individuals through the Women, Infants and Children Program. Both program enhancements are one-time.

Additional one-time Tobacco Master Settlement Agreement (TMSA) resources of \$63,250,000 are available because of a series of legal settlements. Other Funds expenditure limitation is increased for OHP by \$63,250,000, and General Fund is reduced by a like amount. Other TMSA resources in the OHP budget include funding that had previously been used for tobacco prevention and cessation programs. The Subcommittee approved the following budget note:

Budget Note:

The Oregon Health Authority, in collaboration with the Tobacco Reduction Advisory Committee, shall make recommendations to the Public Health Advisory Board on reductions to the Tobacco Prevention and Education Program, based on the loss of Tobacco Master Settlement Agreement (TMSA) funding, that reflects best practices for tobacco control, to minimize programmatic disruption. The Oregon Health Authority shall report to the Legislature the impact of the loss of TMSA funding to tobacco prevention in Oregon, across state and local programs, health communications, tobacco cessation, and data and evaluation.

In order to balance to the final revenue forecast, an additional \$375,000 of recreational marijuana proceeds are expected to be distributed to the Oregon Health Authority (OHA) for alcohol and drug prevention and treatment programs. Other Funds expenditure limitation is increased by \$375,000 and General Fund is reduced by that same amount.

HB 5006 reduces General Fund by \$401,413 for the Oregon State Hospital, and reduces one FTE. SB 65 consolidates all persons found guilty except for insanity of a felony and committed to the Oregon State Hospital, under the jurisdiction of the Psychiatric Security Review Board. As a result, the State Hospital Review Panel (SHRP) will no longer be needed after June 30, 2018. The Subcommittee approved \$3,226,060 General Fund for rural provider incentive programs. This is funding that was mistakenly taken out of the current service level at Governor's Budget.

HB 5006 increases General Fund by \$10,000 to make the necessary changes to the Medicaid Management Information System (MMIS) to ensure that children who are placed in substitute care are enrolled in a coordinated care organization (CCO). This would apply to children in the legal custody of the Department of Human Services, and eligible for medical assistance. The new MMIS coding would allow a child who changes placement to remain in the original CCO until the transition of the child's care to another CCO has been completed.

The bill includes \$196,111 Other Funds expenditure limitation and one position (0.75 FTE) to implement HB 3440, which will open up the Prescription Drug Monitoring Program to out-of-state practitioners. This will create additional workload as the program will need to implement and manage a process of auditing out-of-state users' credentials and use of the system.

To support the ongoing DHS effort to develop and implement an integrated eligibility system, now called the ONE Integrated Eligibility and Medicaid Eligibility (ONE IE & ME), the Subcommittee approved \$322,233 General Fund, \$13,595,873 Other Funds expenditure limitation,

HB 5006 A

28 of 41

\$1,306,605 Federal Funds expenditure limitation, and 62 positions (51.71 FTE); 41 of the positions are limited duration. The 21 permanent positions are associated with a core need for legacy system integration, as well as system maintenance and operations.

Department of Human Services

The Subcommittee approved \$1,300,000 General Fund, on a one-time basis, to increase funding for the Oregon Hunger Response Fund, which is a 26.2% increase from the 2015-17 funding level. This additional support will help the Oregon Food Bank, through its 20 regional food banks, acquire and distribute a higher volume of food to over 950 local agencies.

Another adjustment in the Self Sufficiency program is a change to a budget reduction included in SB 5526, the primary budget bill for the Department of Human Services (DHS). Instead of a \$3.4 million General Fund reduction in the Temporary Assistance for Needy Families (TANF) program, which affected households with a Non-Needy Caretaker Relative, the Subcommittee decreased funding in the Employment Related Day Care program by \$3.4 million General Fund, which reduces the caseload by about 200 cases.

Regarding TANF, the DHS budget approved in SB 5526, assumes \$22.2 million in General Fund cost avoidance related to program restrictions that have been in place since the 2009-11 biennium; this requires statutory date changes that are included in HB 3470. In addition, \$60.0 million General Fund in TANF program caseload savings was used to help balance the agency-wide budget. These savings were due to the projected 2017-19 caseload decreasing by more than 3,000 families between the fall 2016 and spring 2017 caseload forecasts. The Subcommittee noted that, ideally, TANF savings would be retained within the TANF program to help improve services to families and client outcomes. To help institute this practice, the Subcommittee approved the budget note set out below.

Budget Note:

During the 2017-19 biennium, after each biannual caseload forecast, the Department of Human Services is directed to calculate any General Fund or Federal Funds savings resulting from a decrease in the TANF caseload below the level assumed in the 2017-19 legislatively adopted budget. As part of its first rebalance report to or request of the Legislature following that calculation, the agency will present a proposal for directing any savings to either increase the TANF grant amount or invest in the JOBS program.

For the Intellectual and Developmental Disabilities (IDD) program, the Subcommittee discussed the need to ensure individuals with IDD receive information about all service setting options. Accordingly, DHS is directed to present to all adults with IDD the option to receive in-home services as described in ORS 427.101(3)b. The Subcommittee also approved the following budget note related to IDD group homes:

Budget Note:

The Department of Human Services will convene a workgroup to review rules and statutes regarding substantiated abuse findings, fines, and enforcement for Intellectual and Developmental Disability (IDD) group homes. The workgroup shall include representation from IDD providers, clients served in the IDD system, employees working in IDD group homes, and other stakeholders. The workgroup shall report

their findings and recommended statutory changes to the appropriate legislative interim policy committees no later than February 1, 2018. The workgroup shall discuss and report on:

- Recommendations for rule or statutory changes to abuse definitions and substantiated abuse findings.
- A review of current enforcement statutes and recommended changes that result in consistent applications of fines across the IDD group home system.
- Recommendations for mandatory minimum fines for substantiated abuse.

The Subcommittee approved funding for the continued development and implementation of an integrated eligibility system, now called the ONE Integrated Eligibility and Medicaid Eligibility (ONE IE & ME) project. This effort will integrate eligibility determinations for DHS programs; Non-MAGI Medicaid, Supplemental Nutrition Assistance Program (SNAP), Temporary Assistance for Needy Families (TANF), and Employment Related Day Care (ERDC); into the OregonONEEligibility (ONE) system used by OHA.

While a 2017-19 funding request was always expected, the 2017-19 cost estimate for the project has increased over the budget development timeframe; the current project estimate and approved amount for 2017-19 is \$203,272,716 total funds. (The former estimate for 2017-19 spending was \$132.0 million total funds). This budget includes: state staff costs of \$42.3 million; \$128.2 million for contracted information technology services; \$21.0 million for software costs and hosting charges; \$2.2 million for training; and \$9.5 million for debt service. Cost allocation, contingencies, legacy system integration work, and payments to OHA for its project work are accounted for in these estimates. The state staffing component consists of 113 positions (74.33 FTE) and primarily supports business analytics and training activities; 88 positions (50.83 FTE) are limited duration.

The bulk of the project budget, at \$146.3 million or 72% of 2017-19 costs, is supported by Federal Funds; this is due to enhanced federal funding for the project. Some of that higher match expires on December 31, 2018, but the Medicaid portion at a 90% federal/10% state share does not have a set end date. The current project timeline and updated budget estimates account for these match rates. General Fund supports \$11.5 million of project costs and debt service; the bulk of the state share will be covered by \$45.0 million in proceeds from Article XI-Q bonds.

In SB 5505, the Joint Ways and Means Subcommittee on Capital Construction approved \$34,045,000 Article XI-Q bonds to finance \$33,523,000 of project costs and \$522,000 for costs of issuing the bonds. The Subcommittee also approved additional funding of \$11,477,000 for this project through the repurposing of bond proceeds originally issued for the Oregon Military Department (OMD).

The Joint Legislative Committee on Information Management and Technology (JLCIMT) reviewed the project on May 25, 2017, and recommended incremental, conditional approval of the project and set out detailed next steps in its recommendation, which was adopted. In addition to completion of 26 specific actions, the recommendation requires a minimum of two progress reports to JLCIMT; one in September 2017 and another in February 2018. The agency will also work closely with and regularly report project status to the Office of the State Chief Information Officer (OSCIO) and the Legislative Fiscal Office (LFO) throughout the project's lifecycle. It is likely additional formal reporting may

be required by JLCIMT or interim budget committees, depending on agency progress and any need to address project or budget issues flagged by LFO or OSCIO. The Subcommittee approved the project with the understanding that the funding will be unscheduled until LFO and the Chief Financial Office of the Department of Administrative Services approve rescheduling; agency compliance with the JLCIMT recommendations will be key to making funding available.

Since this project will result in eligibility determinations for multiple programs in both OHA and DHS being done through one system, to perform these determinations most efficiently, eligibility functions (responsibility for the work and staffing) from both agencies will be centralized at DHS. The following budget note was approved by the Subcommittee:

Budget Note:

The Department of Human Services and the Oregon Health Authority are currently planning to centralize eligibility processing at DHS in the fall of 2017. DHS has begun an assessment of current processes and will need 9-12 months to complete a comprehensive assessment and business plan that meets Medicaid requirements. DHS will report to the Interim Joint Committee on Ways and Means by June 30, 2018, and will include in its report a plan to increase jobs in rural Oregon including the option of outsourcing, in order to provide the highest quality, most efficient and cost effective Medicaid enrollment services to Oregonians.

JUDICIAL BRANCH

Judicial Department

The Subcommittee increased General Fund for the Judicial Department by \$600,000, and established four full-time positions (2.00 FTE) for additional workloads associated with an increased number of preliminary hearings anticipated as a result of SB 505. SB 505 requires grand jury proceeding to be recorded. A special purpose appropriation in SB 505 to the Emergency Board for additional costs associated with the measure was reduced by the same amount.

The Subcommittee also established a \$1,200,000 General Fund appropriation to provide a grant to Clackamas County for planning costs associated with a project to replace the county's courthouse. The county must spend at least an equal amount of matching funds for planning costs. The provision of this support does not establish a commitment or expectation for any additional state support for the capital project.

The Subcommittee added Other Funds expenditures to the budget associated with the authorization, in SB 5505, of Article XI-Q bonds for grants and capital construction projects. This limitation will allow the Judicial Department to provide grants to counties for courthouse capital construction projects through the Oregon Courthouse Capital Construction and Improvement Fund (OCCCIF), and pay costs associated with issuing the bonds for both the OCCCIF grants, and for capital construction projects approved in SB 5506. A \$195.2 million Other Funds limitation is established for the OCCCIF, for transfer of \$97.6 million of Article XI-Q proceeds, and an equal amount of county matching funds, for the following two county courthouse replacement projects:

- Multnomah County Courthouse - \$185.2 million (including \$92.6 million of bond proceeds) for the Multnomah County Courthouse replacement project. The funds will permit the county to complete construction of the courthouse project. With these moneys, the state will have provided a total of \$125 million of bond proceeds for the project over a three-biennium period.
- Lane County Courthouse - \$10 million (including \$5 million of bond proceeds) for the Lane County Courthouse replacement project. These funds will provide support for planning and development of the project. With these moneys, the state will have provided a total of \$6.4 million of bond proceeds for the project over a two-biennium period. The provision of this support does not establish a commitment or expectation for any additional state support for the capital project.

Other Funds expenditures were increased by \$1,235,000 for costs of issuing Article XI-Q bonds for the OCCIF-supported projects, and for two capital construction projects approved in SB 5506. Proceeds of bonds are used to finance these costs.

Finally, the Subcommittee established a distinct Other Funds expenditure limitation for the State Court Technology Fund (SCTF), and transferred \$17,942,354 from the Operations expenditure limitation to the newly established SCTF expenditure limitation. The SCTF receives revenues from court filing fees, charges for technology services, and the Criminal Fine Account, and its use is restricted to providing support state court electronic systems.

Public Defense Services Commission

The Subcommittee approved a \$1,800,000 increase in General Fund for the Professional Services Account. This appropriation brings total General Fund support for the program to the current service level. The Professional Services Account finances the costs of all trial-level and certain appellate-level public defense services.

LEGISLATIVE BRANCH

Legislative Administration Committee

General Fund of \$5,145,277 for Legislative Administration was approved by the Subcommittee for security enhancements to the Oregon State Capitol. The increased funds include: \$20,000 for a mass communication system, \$528,000 for third party monitoring services, and \$4,597,277 for security cameras and networks, independent distribution facility (network closet) upgrade, safety film installation, garage gate replacement, and other security needs.

The Subcommittee also approved \$906,053 General Fund for debt service on Article XI-Q bonds sold for the Capitol Accessibility, Maintenance, and Safety project. Bonds are scheduled to be sold in spring 2018. In addition, Other Funds expenditure limitation was increased by \$239,358 for costs of issuance on the bonds, which will be paid with bond proceeds.

NATURAL RESOURCES

Department of Agriculture

In the Agricultural Development and Marketing program, the Subcommittee reduced General Fund by \$250,000 due to elimination of a marketing position. This action eliminates one of three permanent full-time positions added to the program during the 2011-13 biennium to increase economic activity in the agriculture sector.

Columbia River Gorge Commission

The Subcommittee added \$24,081 General Fund to the Columbia River Gorge Commission budget to match the amount provided by the State of Washington as required by interstate compact; \$14,686 of the increase is provided for the Joint Expenses Program and the remaining \$9,395 is for Commissioner Expenses.

Department of Environmental Quality

The Subcommittee approved a \$500,000 one-time General Fund appropriation to complete an inventory of non-road diesel engines with the expectation that DEQ would use a third-party contractor to conduct a state-wide and multi-sector inventory of non-road diesel engines currently in use by private and public fleets for the purposes of informing and refining air quality models. This inventory is expected to be completed no later than May 1, 2019. To ensure the survey results are representative of the statewide inventory, data collection shall be conducted using a mix of sampling techniques, including, but not limited to whole fleet inventories (census style counts), representative sampling of fleets by fleet-size, and industry surveying. Results and assumptions should be verified using existing relevant and complementary data, such as fuel use and business asset data collected by county tax assessors. The Department is to consult with interested stakeholders during various phases of the inventory work including, but not limited to, prior to releasing the inventory request-for-proposal and upon the development of preliminary results. The Department shall make the results of this inventory available to interested stakeholders but only in aggregate form.

Department of Fish and Wildlife

The Subcommittee approved three General Fund increases for the Department of Fish and Wildlife (ODFW) totaling \$1,325,000 for several program changes. First, \$425,000 General Fund was added to fund a permanent Natural Resources Specialist 5 position to serve as the Department's Sage Grouse Mitigation Program Coordinator. Approximately \$175,000 of the \$425,000 is for professional services contracts to assist in implementation of the sage grouse mitigation program. Next, \$250,000 General Fund was added to restore and make permanent two positions (1.67 FTE) to work on the Integrated Water Resources Strategy involving water flows necessary to maintain fish habitat and in-stream water rights consultations. In addition, it is expected that the positions would also examine the need for a sediment study of the lower Rogue River. Finally, \$650,000 General Fund was added to restore three of the five permanent full-time positions eliminated from the Western Oregon Stream Program as part of the General Fund reductions taken in HB 5018, the ODFW budget bill. The three positions that were restored work in Clackamas, Roseburg, and Tillamook. Along with the funding for position costs, \$40,839 was added for services and supplies.

The Subcommittee also established a one-time Other Funds expenditure limitation of \$215,000 for the cost of issuance of Article XI-Q General Obligation bonds approved in SB 5505 for repairs and capital improvements at ODFW facilities.

Department of Forestry

The Subcommittee approved a \$57,568 increase in the General Fund appropriation made to the Oregon Department of Forestry (ODF) for the payment of debt service on General Obligation bonds issued for the replacement of a shared facility at Toledo. The Subcommittee also approved an increase in Other Funds expenditure limitation of \$1,114,991 to accommodate the payment of \$79,991 for debt service and \$50,000 in bond issuance costs related to bonds issued for the Toledo facility; the remaining \$985,000 is for the cost of issuance of Certificates of Participation related to the Elliott State Forest.

In addition, the Subcommittee approved the establishment of an Other Funds expenditure limitation for ODF, in the amount of \$100 million, for the payment, from the net proceeds from the sale of Certificates of Participation, of monies to finance the release of all or a portion of the Elliott forest from restrictions resulting from ownership of that forest by the Common School Fund, or to compensate the Common School Fund for the preservation of non-economic benefits of the forest through the imposition, transfer, or sale of restrictions such as easements, use requirements or restrictions, or other methods that preserve non-economic benefits of the forest for the public such as recreation, aesthetics, wildlife or habitat preservation, or other environmental and quality of life considerations.

For the initial work required for the development of a federal Habitat Conservation Plan (HCP), the Subcommittee approved a \$300,000 increase in Other Funds expenditure limitation pursuant to an agreement with the Department of State Lands for the development of the plan. ODF will use this funding to establish four limited duration positions (3.50 FTE) including a project leader, a HCP coordinator, a threatened and endangered species coordinator, and a data manager/analyst to work with federal agencies to develop a Request for Proposal to complete all the technical work needed for completing the HCP. The Department is also expected to apply for a federal grant to help with the cost of developing the Environmental Impact Statement required for completion of the HCP. It is anticipated that the agency will seek additional expenditure limitation once the remaining project costs are better known.

Land Use Board of Appeals

For the Land Use Board of Appeals, the Subcommittee added \$11,650 General Fund to reclassify a position from Executive Support Specialist I to Executive Support Specialist II.

Department of Parks and Recreation

The Subcommittee approved an increase in the Other Funds expenditure limitation for the Oregon Department of Parks and Recreation of \$5,111,682 for the expenditure of lottery bond proceeds for the Oregon Main Street Revitalization program. The funding will be used to provide competitive grants to organizations participating in the Oregon Main Street Network. The program focuses on projects that acquire, rehabilitate, and construct buildings on properties in designated downtown areas and facilitate community revitalization leading to additional private

investment, job creation or retention, expansion or establishment of viable businesses, or creating a stronger tax base. The expenditure limitation increase includes \$111,682 for bond issuance costs.

Department of State Lands

For work related to the Elliott State Forest, the Subcommittee established an Other Funds expenditure limitation of \$3,985,377 and the establishment of a Project Manager 3 position (1.0 FTE). Specifically, \$1,608,930 of the total is for paying costs associated with a custodial forest management contract for the Elliott State Forest. Under the contract, the manager will be responsible for four primary tasks: maintaining road systems for safe public access and fire protection activities; ensuring compliance with all applicable laws; conducting reforestation activities to comply with Oregon's Forest Practices Act; and providing general forest management and oversight. The manager will be the first point of contact for any questions; responsible for identifying problems specific to the property and coordinating with local officials and DSL as necessary; and manage access to the property and coordinate proper disposal of trash and removal of abandoned property.

Other components include \$608,000 for estimated cost of fire patrol assessments to be paid to the Oregon Department of Forestry (ODF) for wildfire protection, \$268,447 for a Project Manager 3 position (1.00 FTE) that will provide general coordination for the Elliott Forest as well as providing project management for the Portland Harbor Superfund Site and Goble cleanup site. Also included is \$1,500,000 for development of a federal Habitat Conservation Plan (HCP) and an Environmental Impact Statement (EIS). The HCP development will be via an agreement with ODF; that agency will lead the collaborative work with other state, federal, and private entities. The initial ODF work is anticipated to cost \$300,000, the remaining \$1,200,000 is to be administratively unscheduled until a better estimate of the total cost to develop the HCP and EIS can be established. ODF anticipates that it will apply for federal grant funding for at least a portion of the cost to develop the EIS.

The Subcommittee approved \$5,000,000 General Fund for the Department of State Lands to deposit into the Portland Harbor Cleanup Fund established in SB 5530; after deposit (payment), the money is available to be spent as Other Funds. In SB 5530, \$3,000,000 in lottery bond proceeds is also allocated for deposit into the Cleanup Fund. To spend the \$8,000,000 total subsequently available, a new \$8,000,000 Other Funds expenditure limitation is established. To pay costs associated with the issuance of the lottery bonds, the Subcommittee approved an increase in Other Funds expenditure limitation of \$57,587.

Monies in the Cleanup Fund are for the coordination and participation in any contracts or agreements relating to or arising out of the Portland Harbor Superfund Site that may include investigation of baseline conditions, investigation of key sediment sites, potential infrastructure needs related to contaminated sediments, development and administration of a comprehensive data management system for the site, satisfaction of obligations under any settlement or administrative order, work required by the United States Environmental Protection Agency in connection with the site, and other activities directly related to minimizing the state's liability for costs related to the Portland Harbor Superfund Site.

Water Resources Department

The Subcommittee approved a General Fund appropriation of \$333,677 for the Water Resources Department (WRD) to fund two Assistant Watermaster positions and an Office Specialist position in Umatilla County, in the Pendleton and Milton-Freewater offices. The former Umatilla

County positions were authorized in the agency's primary budget bill (SB 5542) using Other Funds expenditure limitation of \$433,677. This action assumed Umatilla County would be covering the cost of the positions via contract with WRD. However, available county resources are projected to be able to provide only \$100,000 of this amount, so General Fund will cover the remaining cost. To complete the fundshift, the Subcommittee also approved a \$333,677 reduction in Other Funds expenditure limitation.

To support pilot programs in several locations throughout the state, the Subcommittee approved an increase of \$203,870 General Fund and the establishment of a limited duration, Natural Resource Specialist 4 position (1.00 FTE). The Department was allocated \$750,000 in lottery bond proceeds during the 2015-17 biennium to make grants and provide technical assistance to local governments to establish place-based water resource planning pilot programs. Of that grant funding, \$600,000 is carried forward into the 2017-19 biennium; \$56,000 of that amount remains unobligated. The position authorized by the Subcommittee is a continuation of the limited duration position that was established in the prior biennium to assist in the administration of the program and the distribution of the grant funding.

The Subcommittee approved an increase of \$1,547,235 Other Funds expenditure limitation for making grants, loans, or providing technical assistance for feasibility studies, and for the payment of bond issuance costs from lottery bond sale proceeds deposited into the Water Conservation, Reuse, and Storage Investment Fund. Of the amount allocated to the Fund, \$47,235 is for the payment of bond issuance costs.

For water supply projects, the Subcommittee approved a total increase of \$21,075,301 Other Funds expenditure limitation for making grants, loans, and paying the cost of bond issuance from lottery bond proceeds deposited into the Water Supply Development Fund established under section 3, chapter 784, Oregon Laws 2013. At \$15,000,000, the bulk of the additional limitation provided for the expenditure of net bond proceeds allocated to the fund is for Water Supply Development grants and loans to evaluate, plan, and develop in-stream and out-of-stream water development projects that repair or replace infrastructure to increase the efficiency of water use; provide new or expanded water storage; improve or alter operations of existing water storage facilities in connection with newly developed water; create new, expanded, improved, or altered water distribution, conveyance, or delivery systems in connection with newly developed water; allocate federally stored water; promote water reuse or conservation; provide streamflow protection or restoration; provide for water management or measurement in connection with newly developed water; and, determine seasonally varying flows in connection with newly developed water. To pay for bond issuance costs, \$375,301 Other Funds expenditure limitation is needed.

The remaining expenditure limitation approved by the Subcommittee is for three specific projects that, while comporting to the other requirements of grants made from the Water Supply Development Fund, are not subject to any application process, public benefit scoring, or ranking. The projects and amounts are:

- City of Carlton, Panther Creek Reservoir sediment reduction and water storage capacity increase project - \$2,500,000
- City of Carlton, Finished water supply line loss reduction project - \$2,000,000
- Santiam Water Control District, Mill Creek Corporate Center irrigation conversion and efficiency project - \$1,200,000

PUBLIC SAFETY

Department of Corrections

To purchase two new transport buses to replace vehicles at the end of their service life, the Subcommittee approved a one-time appropriation of \$708,788 General Fund in the Department of Corrections' Operations Division.

The Subcommittee approved an increase in Other Funds expenditure limitation of \$721,466 for cost of issuance of \$39,215,000 in Article XI-Q bonds authorized in SB 5506 for the Department of Corrections' deferred maintenance program and for technology infrastructure upgrades. Bonds will be issued in May 2018 and in March 2019.

The agency's General Fund appropriation for debt service was increased by \$1,926,252 for new debt service estimated to be paid in 2017-19. Debt service for bonds issued in 2017-19 is estimated to be \$7,616,448 General Fund in 2019-21.

Oregon Department of Justice

The Subcommittee approved \$16,573,792 Other Funds expenditure limitation for project costs, which is to be financed with \$16,267,633 of Article XI-Q bonds approved in SB 5505 and \$306,159 in bond proceeds that were authorized and issued during the 2015-17 biennium but remained unexpended. The Subcommittee also approved \$32,136,210 Federal Funds expenditure limitation and the establishment of 32 permanent full-time positions (23.81 FTE). This includes personal services of \$5.8 million and services and supplies of \$43.0 million. The amount for services and supplies includes \$35.8 million total funds of contractor payments for: project management, including organization change management services; implementation; independent quality assurance; and independent verification and validation.

Unless otherwise approved by the Legislature or the Emergency Board, the positions budgeted for the project are established as permanent full-time under the following conditions: (a) the positions will be abolished on or before the completion of the project; (b) the positions are to remain in the CSEAS program (i.e., CSEAS summary cross reference) and may not be transferred to any other program or used for any purpose other than the development of the CSEAS project; and (c) the positions may not be included in any permanent finance plan action.

Other Funds expenditure limitation of \$317,367 is included for the cost of issuance of the bonds. The Subcommittee appropriated \$3,391,920 in additional General Fund Debt Service to support repayment of Article XI-Q General Obligation bond proceeds approved in SB 5505.

The Subcommittee approved \$6,916,041 Other Funds expenditure limitation and 35 permanent full-time positions (30.80 FTE) for the Civil Enforcement Division - Child Advocacy Section to represent Child Welfare caseworkers in court and provide full access to legal representation, legal counsel, legal advice, litigation support, and training. The revenue to support this package was approved in SB 5526, the primary budget bill for the Department of Human Services (DHS). DHS will be billed by DOJ no more than \$6.9 million for the increase in juvenile dependency workload using DOJ's traditional fee-for-service billing model. DOJ will also provide DHS with a monthly billing summary of the legal work performed. DOJ has committed to tracking quality assurance measures, including outcome measures.

Statewide implementation will be through a three-phase approach across all 36 counties: Phase-I will be completed by January 1, 2018 for: Benton; Coos; Gilliam; Grant; Hood River; Josephine; Lane; Lincoln; Linn; Morrow; Polk; Sherman; Tillamook; Wasco; and Wheeler Counties. Phase-II will be completed by July 1, 2018 for: Columbia; Crook; Deschutes; Douglas; Harney; Jackson; Jefferson; Klamath, Lake; Malheur; Umatilla; and Yamhill counties. Phase-III will be completed by January 1, 2019 for: Baker; Clackamas; Clatsop; Curry; Marion; Multnomah; Union; Washington; and Willowa counties. The final implementation schedule, however, may change depending upon the needs of a specific county. Both DOJ and DHS will work collaboratively with county District Attorneys to ensure juvenile dependency cases are handled in a consistent and coordinated manner with as much continuity as possible throughout the legal proceedings.

This investment in legal services was, in part, the result of work completed by the Task Force on Legal Representation in Childhood Dependency, which was established by SB 222 (2015). While, due to limited General Fund resources, the Legislature was unable to fund most Task Force recommendations, the affected state agencies and legal partners are committed to continuing to work on system improvements. In recognition of this commitment, the Subcommittee approved the following budget note:

Budget Note:

The Department of Human Services, Department of Justice, Oregon Judicial Department, and Public Defense Services Commission shall work collaboratively, at both the state and local levels, to solicit input on, develop, and implement strategies to improve the effectiveness and efficiency of Oregon's juvenile dependency systems and to determine the appropriate level of legal services. Potential strategies should include standardizing forms, streamlining processes, conforming practices, and adopting administrative or court rules. The agencies are expected to identify and begin implementing strategies no later than July 1, 2018. Options for providing more effective and cost-efficient legal and other services should also be reviewed and analyzed. The agencies will submit a joint report on the progress of these efforts to the Interim Joint Committee on Ways and Means or the Emergency Board by October 2018. In addition, each agency shall include an update, in its budget presentation to the Joint Committee on Ways and Means during the 2019 session, on its specific roles, activities, strategies, and costs to improve the effectiveness and efficiency of Oregon's juvenile dependency system.

In addition, the Legislature, under separate legislation (HB 3470), extended the sunset on the provision authorizing DHS to appear as a party in a juvenile court proceeding without appearance of an Attorney General from June 30, 2018 to June 30, 2020 to accommodate the planned implementation schedule.

The Department of Administrative Services is directed to unschedule \$4.0 million of the General Fund in the DHS budget and \$4.0 million of the Other Funds expenditure limitation in the DOJ budget pending demonstration to the Legislative Fiscal Office that the work performed, billing, reporting, and communication between the agencies is consistent with the budget cap, implementation schedule, and service level expectations for the caseworker legal representation program.

For SB 243, the Subcommittee approved implementation costs of \$123,932 Other Funds and established one permanent part-time Assistant Attorney General position (0.38 FTE) in DOJ's Civil Enforcement Division. The Division provides services to train caseworkers and certifiers on the new legal standard of abuse, advises Department of Human Services (DHS) in the preparation and adoption of administrative rules, as well as child protective services investigations, confidentiality laws, and release of records. The Division also provides advice and legal representation to DHS in all administrative appeals of those investigations and related certification actions for certified foster homes. The revenue source to fund this expense is legal service charges billed to DHS. The roll-up costs are estimated to be \$89,084 Other Funds and one position (0.25 FTE) for the 2019-21 biennium.

The Subcommittee approved \$500,000 General Fund to support Community Assessment Centers, as a one-time increase, in order to provide child abuse medical assessments. The funding will be administered through the Oregon Department of Justice, Crime Victims Services Division, as pass through funds distributed to the statewide Community Assessment Centers network association, which will ensure equitable distribution.

To support the Oregon Crime Victims Law Center, the Subcommittee also appropriated \$175,000 General Fund as a one-time increase. This will bring total funding for the Law Center from the Department of Justice to \$554,559, including \$504,599 General Fund and \$50,000 Other Funds; the latter is from the renewal of a state grant funded from punitive damage awards.

Oregon Military Department

The Subcommittee approved an increase in Other Funds expenditure limitation of \$448,244 for cost of issuance of \$23,730,000 in Article XI-Q bonds authorized in SB 5506 for three Regional Armory Emergency Enhancement projects in Salem, Newport, and Coos Bay; an Armory Service Life Extension project at the Grants Pass armory; and to re-issue bonds for the Regional Training Institute and Youth Challenge capital construction projects in 2017-19. Bonds are planned to be issued in October 2017, and in March 2019.

The agency's General Fund appropriation for debt service was decreased by \$378,344 for debt service estimated to be paid in 2017-19 due to anticipated debt service savings. Debt service in 2019-21 for bonds issued in 2017-19 is estimated to be \$4,305,134 General Funds.

The Subcommittee approved a one-time appropriation of \$1,000,000 General Fund for construction of or repairs to the Oregon Military Museum at Camp Withycombe in Clackamas, Oregon.

To operationalize the provisions of HB 2687, the Subcommittee increased Other Funds expenditure limitation in the Oregon Military Department, Office of Emergency Management by \$5,000,000 to capitalize the Resiliency Grant Fund, and increased Other Funds expenditure limitation by \$70,000 to pay for the cost of bond issuance. Other Funds limitation is funded by the sale of Article XI-Q bonds authorized in SB 5506. The Subcommittee added \$181,178 General Fund and increased Federal Funds expenditure limitation by \$181,178 and approved two permanent positions (2.00 FTE) to administer the program and the grant-making process.

Department of Public Safety Standards and Training

The Department of Public Safety Standards and Training's Federal Funds expenditure limitation was increased by \$469,566 to allow the expenditure of grant funds from the federal Assistance to Firefighters grant program on a new mobile fire training unit, to replace equipment at the end of its service life.

Oregon State Police

The Subcommittee increased Other Funds expenditure limitation in the Patrol Division by \$2,521,711 to support the addition of six troopers and one sergeant (7.00 FTE) in the Capitol Mall Security Unit.

The Subcommittee approved \$6,230,000 General Fund and established twenty sworn positions (18.32 FTE) to increase highway patrol coverage statewide, and to provide additional drug enforcement detectives in central and southern Oregon counties.

Oregon Youth Authority

To continue the installation of video monitoring systems to supplement the Oregon Youth Authority's sexual abuse prevention, detection, and response efforts for adherence to the US Prison Rape Elimination Act of 2003 (PREA), the Subcommittee approved a one-time appropriation of \$771,000 General Fund.

The Subcommittee approved an increase in Other Funds expenditure limitation of \$676,086 for cost of issuance of \$39,995,000 in Article XI-Q bonds authorized in SB 5506 to remodel five living unit cottages at the MacLaren Youth Correctional Facility, to remodel two dormitory spaces at the Rogue Valley Youth Correctional Facility, and to undertake deferred maintenance projects in 2017-19. Bonds are planned to be issued in May 2018 and in March 2019.

The agency's General Fund appropriation for debt service was increased by \$1,695,236 for new debt service estimated to be paid in 2017-19. Debt service for bonds issued in 2017-19 is estimated to be \$6,104,546 General Fund in 2019-21.

TRANSPORTATION

Department of Transportation

Other Funds expenditure limitation for the Oregon Department of Transportation (ODOT) for the 2017-19 biennium is decreased by \$406,813 as an adjustment to Central Services to account for the transfer of positions from ODOT to the Office of the State Chief Information Officer.

The Subcommittee approved an increase in Other Funds expenditure limitation in ODOT's Transportation Program Development section of \$30 million in lottery bond proceeds for ConnectOregon VII. In addition, the Other Funds expenditure limitation is increased by \$433,693 for cost of issuance expenses. There is no debt service in the 2017-19 biennium as the bonds will not be sold until the spring of 2019.

The Subcommittee approved an increase in Other Funds expenditure limitation in ODOT's Public Transit Program of \$5 million in lottery bond proceeds for the Lane Transit District's expansion of the EmX Bus Rapid Transit network. In addition, the limitation is increased by \$119,541 for cost of issuance expenses. There is no debt service in the 2017-19 biennium as the bonds will not be sold until the spring of 2019.

The Subcommittee approved an increase in Other Funds expenditure limitation in ODOT's Local Government Program of \$2 million in lottery bond proceeds for City of Portland SW Capitol Highway safety improvements. In addition, the Other Funds expenditure limitation is increased by \$50,587 for cost of issuance expenses. There is no debt service in the 2017-19 biennium as the bonds will not be sold until the spring of 2019.

Adjustments to 2015-17 Budgets

Commission on Judicial Fitness and Disability

The Subcommittee increased the 2015-17 biennium General Fund appropriation for extraordinary expenses by \$35,000 to fund costs incurred for the investigation and prosecution of cases of judicial misconduct.

Oregon Department of Transportation

Other Funds expenditure limitation for the Oregon Department of Transportation for the 2015-17 biennium was increased by \$45.5 million for Highway Division programs for costs associated with winter storms, implementation of an ADA-related settlement agreement, and for increased project payout.

Federal Funds expenditure limitation for the Oregon Department of Transportation for the 2015-17 biennium was increased by \$8.1 million to complete commitments carried over from the 2013-15 biennium.

SB 5506 A BUDGET REPORT and MEASURE SUMMARY

Carrier: Rep. Smith G

Joint Committee On Ways and Means

Action Date: 07/03/17

Action: Do Pass the A-Eng bill.

House Vote

Yeas: 8 - Gomburg, Holvey, Huffman, McLane, Nathanson, Rayfield, Smith Warner, Williamson

Exc: 3 - Smith G, Stark, Whisnant

Senate Vote

Yeas: 11 - DeBoer, Devlin, Frederick, Girod, Hansell, Johnson, Manning Jr, Monroe, Roblan, Steiner Hayward, Winters

Nays: 1 - Thomsen

Prepared By: Jean Gabriel, Department of Administrative Services

Reviewed By: Amanda Beitel, Legislative Fiscal Office

Capital Construction – Various Agencies
2017-19

Capital Construction – Department of Administrative Services
2015-17

Capital Construction – Department of Veterans’ Affairs
2015-17

Capital Construction – Department of Transportation
2013-15

This summary has not been adopted or officially endorsed by action of the committee.

Budget Summary

	2015-17 Legislatively Approved Budget ⁽¹⁾	2017-19 Committee Recommendation	Committee Change from 2015-17 Leg. Approved	% Change
			\$ Change	
Other Funds Capital Construction	\$ 579,755,952	\$ 738,319,541	\$ 158,563,589	27.4%
Federal Funds Capital Construction	\$ 34,888,304	\$ 4,792,500	\$ (30,095,804)	-86.3%
Total	\$ 614,644,256	\$ 743,112,041	\$ 128,467,785	20.9%
<u>2015-17 Supplemental Expenditure Limitation Adjustments</u>				
Department of Administrative Services				
Capital and Tenant Improvements for 550 Building (Other Funds)		\$ 1,400,000	\$ 1,400,000	
Oregon Department of Veterans' Affairs				
The Dalles Veterans' Home Renovation (Other Funds)		\$ 965,429	\$ 965,429	
The Dalles Veterans' Home Renovation (Federal Funds)		\$ 497,588	\$ 497,588	
<u>2013-15 Supplemental Expenditure Limitation Adjustments</u>				
Department of Transportation				
Salem Baggage Depot Renovation (Other Funds)		\$ 94,483	\$ 94,483	
Salem Baggage Depot Renovation (Federal Funds)		\$ 825,517	\$ 825,517	

⁽¹⁾ Includes adjustments through December 2016

Revenue Summary

Other Fund revenues include proceeds from the issuance of general obligation bonds authorized under Article XI-Q, XI-G, and XI-F (1) of Oregon's Constitution, the depreciation component of the Uniform Rent program and other deposits in the Department of Administrative Services Capital Projects Fund established by ORS 276.005, reserves of the Veterans' Home Program, Oregon Military Department Capital Construction Account (surplus property sale proceeds), aircraft registration fees assessed in accordance with ORS 837.040 and 837.045, donations, and state gasoline tax and driver and vehicle related fees. Federal Funds revenues are from the U.S. Department of Veterans' Affairs construction grant program, the Federal Transit Administration grant program, the Federal Aviation Administration's General Aviation Entitlement Program, and the Federal Airport Improvement Program.

Summary of Capital Construction Subcommittee Action

SB 5506 provides six-year expenditure limitation for capital construction projects. Projects in excess of \$1.0 million for the acquisition of land and the acquisition, planning, constructing, altering, repairing, furnishing, and equipping of building and facilities are categorized as capital construction projects. In addition, SB 5506 extends the six-year expiration dates and expenditure limitations for specified projects.

Oregon Department of Administrative Services

Mission Critical Facility Yellow Lot Building: \$4,579,431 Other Funds (Capital Projects Fund) is approved for planning for a seismically resilient facility to be located on the yellow lot to protect critical state government operations in the event of an earthquake.

Department of Human Services Building Upgrades: \$3,743,000 Other Funds (Capital Projects Fund) is approved to upgrade the electrical and plumbing systems, replace lights with LED's and new controls, and replace water heaters.

Employment Building Upgrades: \$6,236,000 Other Funds (Capital Projects Fund) is approved to upgrade the electrical system, roof and restrooms and replace the plumbing, flooring, chillers, cooling tower, and air conditioning units.

Electrical Upgrades and Replacements: \$3,890,000 Other Funds (Capital Projects Fund) is approved to upgrade electrical panels, increase electrical capacity, and replace lights with LED's and new controls in several state buildings.

Capitol Mall Parking Structure Study and Upgrades: \$2,926,000 Other Funds (Capital Projects Fund) is approved for a study, replacing the membrane on the parking structure roof, an engineering assessment, and renovation of concrete spalling and rebar damage.

Planning: \$500,000 Other Funds (Capital Projects Fund) is approved to contract with various architects, engineers, and other specialists to develop feasibility analysis and reliable cost information; to prepare preliminary design for small to medium-sized projects; and to evaluate options to address maintenance problems.

Boiler and Heating Upgrades: \$1,234,000 Other Funds (Capital Projects Fund) is approved to replace and upgrade hot water heaters and boilers in several state buildings.

Portland Crime Lab Upgrade: \$1,162,000 Other Funds (Capital Projects Fund) is approved to upgrade the chiller, pumps, and cooling tower to increase the cooling HVAC systems capacity.

Parking Lot Upgrades: \$3,500,000 Other Funds (Capital Projects Fund) is approved to install EV charging stations and perform surface replacement and upgrades in multiple state-owned parking lots.

Portland State Office Building Renovation: \$13,146,000 Other Funds (Article XI-Q Bonds) is approved to renovate the building exterior, including replacement of the windows and roof; upgrade security, electrical and HVAC systems; painting; and renovating restrooms.

State Data Center Power Upgrades: \$11,000,000 Other Funds (State Information Technology Operating Fund) is approved to upgrade power and increase capacity of the data center.

Elected Official Staff Relocation: \$6,300,000 Other Funds (Capital Projects Fund) is approved to renovate the historic State Library building for relocation of the Office of the Governor's staff from the Oregon State Capitol. The work is scheduled to occur in three phases beginning in July 2017.

Capital and Tenant Improvements for 550 Building: \$1,400,000 Other Funds (Capital Projects Fund) is approved as an increase to the 2015-17 capital construction limitation for capital and tenant improvements that exceed the \$4,000,000 established for the project by the May 2016 Emergency Board.

The Subcommittee approved the extension of the project expiration date and expenditure limitation for Department of Environmental Quality and Public Health Laboratory Roof Replacement (Other Funds) to June 30, 2018 and Capital and Tenant Improvements for 550 Building (Other Funds) to June 30, 2018.

Oregon Military Department

Regional Armory Emergency Enhancement: \$8,534,400 Other Funds (Article XI-Q Bonds) is approved for making structural improvements to bring the following three facilities to essential facility standards for seismic events: Coos Bay Armory, Newport Armory, and the Anderson Readiness Center in Salem. The project includes seismic structural upgrades, backup power and water systems, and emergency equipment and fuel storage for the three facilities.

Grants Pass Armory Service Life Extension: \$3,270,356 Other Funds (Article XI-Q Bonds) is approved for a service life extension project to renovate the facility. The project is for design and construction of additions and alterations to the Grants Pass Armory to bring the building into conformance with current building code. The project will upgrade mechanical, electrical and plumbing systems; remodel the existing classrooms, administrative space, latrines and showers, equipment storage areas, kitchen, and assembly hall areas; replace failed paving areas; and replace existing site lighting, landscaping and fencing.

Future Readiness Center Sites: \$1,730,000 Other Funds (Capital Construction Account) is approved for the purchase of two parcels of land necessary to construct two new Readiness Centers as replacements for the Hillsboro and Redmond Armories. One property is located in Washington County and the other is located in Deschutes County.

The Subcommittee approved the extension of the project expiration date and expenditure limitation for The Dalles Readiness Center (Other Funds) to June 30, 2018 and The Dalles Readiness Center (Federal Funds) to June 30, 2018.

The Subcommittee also approved the proposal from the Oregon Military Department, as required by ORS 396.515 (4), for the sale of the Burns Armory and 40 acres of land in La Grande.

Oregon Youth Authority

Capital Improvements: \$17,168,249 Other Funds (Article XI-Q Bonds) is approved for capital improvements to permanent structures and fixtures to address needs identified by the Facility Condition Assessment completed on the department's facilities.

MacLaren West 7 Cottages Renovation: \$21,177,200 Other Funds (Article XI-Q Bonds) is approved for capital improvements to renovate and remodel seven living units on the west side of the campus at MacLaren Youth Correctional Facility. Article XI-Q bonds have been approved in SB 5505 to finance Phase 1 of this project with \$15,177,200 of bond proceeds in 2017-19.

Rogue Valley Facility Improvements: \$10,973,465 Other Funds (Article XI-Q Bonds) is approved for capital improvements to renovate and remodel four living units at the Rogue Valley Youth Correctional Facility. Article XI-Q bonds have been approved in SB 5505 to finance Phase 1 of this project with \$6,973,465 of bond proceeds in 2017-19.

Department of Corrections

Capital Improvements and Renewal: \$26,293,534 Other Funds (Article XI-Q bonds) is approved to make improvements in several facilities including roofs, HVAC, surveillance, and infrastructure improvements to address needs identified in the Facility Condition Assessment completed on the department's facilities.

Technology Infrastructure: \$12,200,000 Other Funds (Article XI-Q bonds) is approved for the VOIP Telephony Upgrade and Install project to upgrade and install technology infrastructure that will support a voice-over-internet protocol telephone system.

Oregon Department of Veterans' Affairs

Roseburg Veterans' Home: \$10,500,000 Other Funds (Article XI-Q Bonds) is approved to build a new Veterans' home in Roseburg.

Oregon Veterans' Home Capital Improvements: \$2,450,000 Other Funds (Article XI-Q Bonds) is approved to fund the following two projects: The Dalles Veterans' Home Capital Improvements: \$1,150,000 Other Funds is approved for construction of a new educational building and daycare building, upgrades to wireless and security infrastructure, and phone system replacement; and Lebanon Veterans' Home Parking Lot: \$1,300,000 Other Funds is approved to build a new parking lot at the veteran's home in Lebanon.

The Dalles Veterans' Home Renovation: \$497,588 Federal Funds (U.S. Department of Veterans' Affairs construction grant) and \$965,429 Other Funds (Veterans' Home Program reserves) are approved as increases to 2015-17 capital construction limitation for major renovations to the state veterans' home located in The Dalles. Federal Funds capital construction limitation is increased from \$2,805,303 to \$3,302,891 and Other Funds capital construction limitation is increased from \$1,510,547 to \$2,475,976 to accommodate higher construction costs.

Department of Transportation

Toledo Maintenance Station Phase I: \$6,300,000 Other Funds (fee revenue) is approved to fund Phase 1 of the project for a new maintenance station in the Toledo area to replace the Ona Beach maintenance station. Phase 1 includes land acquisition, site preparation, design, and construction of buildings that will be shared by the Oregon Department of Forestry.

Salem Baggage Depot Renovation: \$94,483 Other Funds (donation) and \$825,517 Federal Funds (Federal Transit Administration grant) are approved as increases to 2013-15 capital construction limitations established by the May 2014 Emergency Board for renovations to the Salem Baggage Depot. Other Funds capital construction limitation is increased from \$278,841 to \$373,324 and Federal Funds capital construction limitation is increased from \$1,590,307 to \$2,415,824.

The Subcommittee approved the extension of the project expiration date and expenditure limitation for the Salem Baggage Depot Renovations (Other Funds) to June 30, 2019 and the Salem Baggage Depot Renovations (Federal Funds) to June 30, 2019.

Department of Aviation

Bandon Electrical, Gate, Obstruction Removal: \$1,732,500 Federal Funds (Federal Aviation Administration) and \$192,500 Other Funds (aircraft registration fees) is approved to conduct renovations at the Bandon State Airport. This project includes removing trees on both ends of the runway that have encroached upon the approach slope, replacing the precision approach indicators and the medium intensity runway lights, and installing a vehicle automated gate for safety.

McDermitt State Airport Runway and Taxi: \$1,080,000 Federal Funds (Federal Aviation Administration) and \$120,000 Other Funds (aircraft registration fees) is approved to conduct rehabilitation at the McDermitt State Airport. This project includes rehabilitating the runway and replacing lighting and the beacon tower, which are needed to meet federal standards for safe operating conditions. The project also includes pavement work for the taxiways, apron and the safety area as well as adding an edge drain system and new lighted signs.

Chiloquin Taxi and Fencing: \$990,000 Federal Funds (Federal Aviation Administration) and \$110,000 Other Funds (aircraft registration fees) is approved to conduct rehabilitation at the Chiloquin State Airport. This project includes rehabilitation of the taxiway and installation of a complete perimeter fence, which are needed to meet federal standards for safe operating conditions.

Lebanon Taxi and Apron Rehabilitation: \$990,000 Federal Funds (Federal Aviation Administration) and \$110,000 Other Funds (aircraft registration fees) is approved to conduct rehabilitation at the Lebanon State Airport. This project includes rehabilitation of the taxiway and apron, which are needed to meet federal standards for safe operating conditions.

Oregon Department of Fish and Wildlife

Deferred Maintenance: \$10,000,000 Other Funds (Article XI-Q bonds) is approved to make capital improvements to address deferred maintenance or replacement of multiple facilities, including hatcheries.

The Subcommittee approved the extension of the project expiration date and expenditure limitation for the Ruby Pipeline (Other Funds) to June 30, 2019.

Oregon Department of Forestry

Toledo Facility Replacement: \$3,832,965 Other Funds (Article XI-Q bonds) is approved to replace the Unit Office Facilities Compound located in Toledo and relocate it to a more centrally located area that will be outside of the mapped tsunami inundation zone, a project which is expected to be part of a larger co-locate project with the Oregon Department of Transportation. Article XI-Q bonds have been approved in SB 5505 to finance a portion of this project with \$1,800,000 of bond proceeds in 2017-19.

Oregon Housing and Community Services

Family Affordable Housing: \$80,000,000 Other Funds (Article XI-Q Bonds) is approved to acquire, construct, remodel, equip or furnish real property in which the department will take either an ownership or operational interest to provide affordable housing for low-income Oregonians, as well as citizens in historically underserved communities and communities of color. This may include providing zero percent loans to eligible applicants through the Local Innovation and Fast Track (LIFT) Housing Program.

Oregon Department of Education

Oregon School for the Deaf Facility Improvements: \$4,297,558 Other Funds (Article XI-Q bonds) is approved for capital improvements to the Oregon School for the Deaf facility which includes roof replacements at six campus buildings and ADA compliance to address accessibility of campus restrooms in eight facilities.

Legislative Administration Committee

Capital Accessibility, Maintenance, and Safety: \$13,720,642 Other Funds (Article XI-Q bonds) is approved to finance capital improvements to the State Capitol Building.

Oregon Judicial Department

Multnomah County Courthouse Furnishings and Equipment: \$8,900,000 Other Funds (Article XI-Q bonds) is approved to acquire equipment and furnishings for the Multnomah County Courthouse.

Oregon Supreme Court Building Renovation: \$6,000,000 Other Funds (Article XI-Q bonds) is approved to renovate the Oregon Supreme Court building, including seismic updates, energy efficiency improvements, and various systems and safety code upgrades.

Higher Education Coordinating Commission (HECC)

HECC - Public Universities

The Subcommittee approved a \$330,825,000 Other Funds Capital Construction six-year expenditure limitation for the Higher Education Coordinating Commission for distribution of general obligation bond proceeds to public universities. This amount corresponds to the total project amounts for the 17 new university projects authorized and an increase in one project reauthorized in SB 5505. Projects are funded with proceeds from the issuance of Article XI-G bonds, Article XI-Q bonds, and Article XI-F (1) bonds and will be disbursed as grants or loans, as applicable, pursuant to grant contracts and loan agreements between HECC and each university. Project descriptions are included in SB 5505. The expenditure limitation expires June 30, 2023.

HECC - Community Colleges

The Subcommittee approved a \$101,397,241 Other Funds Capital Construction six-year expenditure limitation for the Higher Education Coordinating Commission for distribution of Article XI-G general obligation bond proceeds to community colleges. This amount corresponds to the total project amounts for the 12 new community college projects and three carryover projects authorized in SB 5505. Projects are funded with proceeds from the issuance of Article XI-G bonds and will be disbursed as grants pursuant to grant agreements between HECC and each community college. Project descriptions are included in SB 5505. The expenditure limitation expires June 30, 2023.

The Subcommittee also approved the extension of the project expiration dates and existing Other Funds Capital Construction expenditure limitations for the following community college projects. All projects are funded with proceeds from the issuance of Article XI-G bonds:

- Lane Community College Science, Technology, Engineering and Math Classrooms and Labs through June 30, 2018;
- Rogue Community College Manufacturing and Fabrication Flex Lab through June 30, 2018;
- Umpqua Community College Roseburg Regional Health Occupations Training Center through June 30, 2018; and
- Portland Community College Health Professions Center through June 30, 2021.

DETAIL OF JOINT COMMITTEE ON WAYS AND MEANS ACTION

SB 5506-A

Various Agencies
Jean Gabriel 503-378-3107

DESCRIPTION	GENERAL FUND	LOTTERY FUNDS	OTHER FUNDS	FEDERAL FUNDS	TOTAL FUNDS	POS	FTE
<u>COMMITTEE AUTHORIZATIONS</u>							
<u>EDUCATION PROGRAM AREA</u>							
<u>Higher Education Coordinating Commission</u>							
All - Capital Improvement and Renewal	\$ -	\$ -	\$ 50,000,000	-	\$ 50,000,000	0	0.00
EOU - Lolo Hall Renovation Phase 1	\$ -	\$ -	\$ 5,500,000	-	\$ 5,500,000	0	0.00
EOU - Track and Field Facilities Restoration	\$ -	\$ -	\$ 750,000	-	\$ 750,000	0	0.00
OIT - Ctr for Exc in Engineering & Tech/Cornett Hall Ph 2	\$ -	\$ -	\$ 40,000,000	-	\$ 40,000,000	0	0.00
OIT - Student Recreation Center	\$ -	\$ -	\$ 5,000,000	-	\$ 5,000,000	0	0.00
OIT - Oregon Manufacturing Innovation Center R&D Facility	\$ -	\$ -	\$ 3,875,000	-	\$ 3,875,000	0	0.00
OSU - Cordley Hall Renovation Phase 1	\$ -	\$ -	\$ 15,000,000	-	\$ 15,000,000	0	0.00
OSU - Fairbanks Hall Renovation	\$ -	\$ -	\$ 11,000,000	-	\$ 11,000,000	0	0.00
OSU - Gilkey Hall Renovation	\$ -	\$ -	\$ 3,000,000	-	\$ 3,000,000	0	0.00
OSU - Cascades Expansion - Site Reclamation	\$ -	\$ -	\$ 9,000,000	-	\$ 9,000,000	0	0.00
OSU - Quality Foods and Beverages Center	\$ -	\$ -	\$ 9,000,000	-	\$ 9,000,000	0	0.00
PSU - Graduate School of Education Facility	\$ -	\$ -	\$ 51,000,000	-	\$ 51,000,000	0	0.00
PSU - Residence Hall at 12th & Market	\$ -	\$ -	\$ 53,500,000	-	\$ 53,500,000	0	0.00
PSU - Land Acquisition for University Center Building	\$ -	\$ -	\$ 5,000,000	-	\$ 5,000,000	0	0.00
SOU - Central Hall Capital Improvements	\$ -	\$ -	\$ 6,000,000	-	\$ 6,000,000	0	0.00
UO - Campus for Accelerating Scientific Impact Phase 1	\$ -	\$ -	\$ 50,000,000	-	\$ 50,000,000	0	0.00
WOU - Information Technology Center Renovation Phase 3	\$ -	\$ -	\$ 5,500,000	-	\$ 5,500,000	0	0.00
WOU - Oregon Military Building Renovation Phase 2	\$ -	\$ -	\$ 7,700,000	-	\$ 7,700,000	0	0.00
BMCC - Facility for Agricultural Resource Management, Ph 2	\$ -	\$ -	\$ 5,000,000	-	\$ 5,000,000	0	0.00
Chemeketa CC - Agricultural Complex	\$ -	\$ -	\$ 6,000,000	-	\$ 6,000,000	0	0.00
Clackamas CC - DeJardin Building Addition	\$ -	\$ -	\$ 8,000,000	-	\$ 8,000,000	0	0.00
Clackamas CC - Student Services & Community Commons	\$ -	\$ -	\$ 8,000,000	-	\$ 8,000,000	0	0.00
Clatsop CC - Marine Science Center Renovation & Expansion	\$ -	\$ -	\$ 7,996,994	-	\$ 7,996,994	0	0.00
CGCC - Middle College Prototype Facility 15-17 reauthorize	\$ -	\$ -	\$ 7,320,000	-	\$ 7,320,000	0	0.00
LCC - Health Care Village Facility	\$ -	\$ -	\$ 8,000,000	-	\$ 8,000,000	0	0.00

SB 5506 A

LBCC - Student Advising and Campus Safety Center	\$	-	\$	-	\$	7,500,000	\$	-	\$	7,500,000	0	0.00
Mt Hood CC - Maywood Park Center	\$	-	\$	-	\$	8,000,000	\$	-	\$	8,000,000	0	0.00
OCCC - Workforce Education and Resiliency Center	\$	-	\$	-	\$	8,000,000	\$	-	\$	8,000,000	0	0.00
PCC - Health Technology Building Renovation	\$	-	\$	-	\$	8,000,000	\$	-	\$	8,000,000	0	0.00
RCC - Elk Building Science Facility Renovation & Expansion	\$	-	\$	-	\$	6,000,000	\$	-	\$	6,000,000	0	0.00
SWOCC - Dellwood Hall Remodel and Expansion	\$	-	\$	-	\$	2,749,997	\$	-	\$	2,749,997	0	0.00
TVCC - Workforce Vocational Center 15-17 reauthorize	\$	-	\$	-	\$	2,830,250	\$	-	\$	2,830,250	0	0.00
UCC - Industrial Technology Building 15-17 reauthorize	\$	-	\$	-	\$	8,000,000	\$	-	\$	8,000,000	0	0.00

Oregon Department of Education

Oregon School for the Deaf Facility Improvements	\$	-	\$	-	\$	4,297,558	\$	-	\$	4,297,558	0	0.00
--	----	---	----	---	----	-----------	----	---	----	-----------	---	------

ADMINISTRATION PROGRAM AREA

Department of Administrative Services

Mission Critical Facility Yellow Lot Building	\$	-	\$	-	\$	4,579,431	\$	-	\$	4,579,431	0	0.00
Human Services Building Upgrades	\$	-	\$	-	\$	3,743,000	\$	-	\$	3,743,000	0	0.00
Employment Building Upgrades	\$	-	\$	-	\$	6,236,000	\$	-	\$	6,236,000	0	0.00
Electrical Upgrades and Replacements	\$	-	\$	-	\$	3,890,000	\$	-	\$	3,890,000	0	0.00
Capitol Mall Parking Structure Study and Upgrades	\$	-	\$	-	\$	2,926,000	\$	-	\$	2,926,000	0	0.00
Planning	\$	-	\$	-	\$	500,000	\$	-	\$	500,000	0	0.00
Boiler and Heating Upgrades	\$	-	\$	-	\$	1,234,000	\$	-	\$	1,234,000	0	0.00
Portland Crime Lab Upgrade	\$	-	\$	-	\$	1,162,000	\$	-	\$	1,162,000	0	0.00
Parking Lot Upgrades	\$	-	\$	-	\$	3,500,000	\$	-	\$	3,500,000	0	0.00
Portland State Office Building Renovation	\$	-	\$	-	\$	13,146,000	\$	-	\$	13,146,000	0	0.00
State Data Center Power Upgrades	\$	-	\$	-	\$	11,000,000	\$	-	\$	11,000,000	0	0.00
Elected Official Staff Relocation	\$	-	\$	-	\$	6,300,000	\$	-	\$	6,300,000	0	0.00

PUBLIC SAFETY PROGRAM AREA

Oregon Military Department

Regional Armory Emergency Enhancement	\$	-	\$	-	\$	8,534,400	\$	-	\$	8,534,400	0	0.00
Grants Pass Armory Service Life Extension	\$	-	\$	-	\$	3,270,356	\$	-	\$	3,270,356	0	0.00
Future Readiness Center Sites	\$	-	\$	-	\$	1,730,000	\$	-	\$	1,730,000	0	0.00

Oregon Youth Authority

Capital Improvements	\$	-	\$	-	\$	17,168,249	\$	-	\$	17,168,249	0	0.00
MacLaren West Cottages Renovation	\$	-	\$	-	\$	21,177,200	\$	-	\$	21,177,200	0	0.00
Rogue Valley Facility Improvements	\$	-	\$	-	\$	10,973,465	\$	-	\$	10,973,465	0	0.00

LEGISLATIVE PROGRAM AREA

Legislative Administration Committee

Capital Accessibility, Maintenance, and Safety

\$ -	\$ -	\$ 13,720,642	\$ -	\$ 13,720,642	0	0.00
<u>\$ -</u>	<u>\$ -</u>	<u>\$ 738,319,541</u>	<u>\$ 4,792,500</u>	<u>\$ 743,112,041</u>	<u>0</u>	<u>0.00</u>

TOTAL

2015-17 Supplemental Expenditure Limitation Adjustments

Department of Administrative Services

Capital and Tenant Improvements for 550 Building

\$ -	\$ -	\$ 1,400,000	\$ -	\$ 1,400,000	0	0.00
------	------	--------------	------	--------------	---	------

Oregon Department of Veterans' Affairs

The Dalles Veterans' Home Renovation

\$ -	\$ -	\$ 965,429	\$ 497,588	\$ 1,463,017	0	0.00
------	------	------------	------------	--------------	---	------

2013-15 Supplemental Expenditure Limitation Adjustments

Department of Transportation

Salem Baggage Depot Renovation

\$ -	\$ -	\$ 94,483	\$ 825,517	\$ 920,000	0	0.00
------	------	-----------	------------	------------	---	------

SB 5533 BUDGET REPORT and MEASURE SUMMARY

Carrier: Rep. Smith G

Joint Committee On Ways and Means

Action Date: 07/01/17

Action: Do Pass.

House Vote

Yeas: 10 - Gomburg, Holvey, Huffman, McLane, Nathanson, Rayfield, Smith G, Smith Warner, Whisnant, Williamson

Exc: 1 - Stark

Senate Vote

Yeas: 12 - DeBoer, Devlin, Frederick, Girod, Hansell, Johnson, Manning Jr, Monroe, Roblan, Steiner Hayward, Thomsen, Winters

Prepared By: Patrick Heath, Department of Administrative Services

Reviewed By: Amanda Beitel, Legislative Fiscal Office

**Department of Administrative Services
2017-19**

This summary has not been adopted or officially endorsed by action of the committee.

SB 5533

1 of 4

Budget Summary*

	2015-17 Legislatively Approved Budget ⁽¹⁾	2017-19 Current Service Level	2017-19 Committee Recommendation	Committee Change from 2015-17 Leg. Approved	% Change
General Fund Debt Service	\$ 8,522,485	\$ 26,061,385	\$ 26,061,385	\$ 17,538,900	205.8%
Other Funds Limited	\$ 2,076,038	\$ 40,565	\$ 40,565	\$ (2,035,473)	(98.0%)
Other Funds Debt Service	\$ 38,648,268	\$ 38,787,878	\$ 38,787,878	\$ 139,610	0.4%
Total	\$ 49,246,791	\$ 64,889,828	\$ 64,889,828	\$ 15,643,037	31.8%

Position Summary

Authorized Positions	0	0	0
Full-time Equivalent (FTE) positions	0.00	0.00	0.00

⁽¹⁾ Includes adjustments through December 2016

* Excludes Capital Construction expenditures

Summary of Revenue Changes

Revenues to pay for Oregon Health and Science University (OHSU) programs within the Department of Administrative Services (DAS) consist of General Fund for debt service on Knight Cancer Institute bonds, Master Tobacco Settlement Agreement funds for debt service on Oregon Opportunity Program bonds, and campus funds received to pay debt service on legacy Article XI-F (1) bonds.

Summary of Capital Construction Subcommittee Action

OHSU is Oregon's only public academic medical center. The University's mission includes education, research, clinical practice, scholarship and community service. State support for OHSU includes General Fund appropriations for the schools of Medicine, Dentistry, Nursing, other programs and a minor amount of additional legacy debt service included in the budget for the Higher Education Coordinating Commission.

Amounts established for OHSU within DAS' budget consist of debt service and related Services and Supplies for the following:

- General Fund debt service for outstanding Article XI-G general obligation bonds issued to finance the expansion of the OHSU Knight Cancer Institute;

- Other Funds debt service paid with Master Tobacco Settlement Agreement Funds for Article XI-L Oregon Opportunity Bonds, which were issued to support OHSU's bioscience programs;
- Other Funds debt service for legacy Article XI-F (1) general obligation bonds issued when OHSU was part of the Department of Higher Education. Article XI-F (1) debt service is paid with OHSU funds transferred to the state.

The Subcommittee recommended a current service level, debt service budget of \$26,061,385 General Fund, \$38,828,443 Other Funds expenditure limitation, and no positions or FTE.

DETAIL OF JOINT COMMITTEE ON WAYS AND MEANS ACTION

Department of Administrative Services
 Oregon Health Science University
 Patrick Heath - 503-378-3742

DESCRIPTION	GENERAL FUND	LOTTERY FUNDS	OTHER FUNDS		FEDERAL FUNDS		TOTAL ALL FUNDS	POS	FTE
			LIMITED	NONLIMITED	LIMITED	NONLIMITED			
2015-17 Legislatively Approved Budget at Dec 2016 *	\$ 8,522,485	- \$	40,724,306 \$	- \$	- \$	- \$	49,246,791		
2017-19 Current Service Level (CSL)*	\$ 26,061,385	- \$	38,828,443 \$	- \$	- \$	- \$	64,889,828		
TOTAL ADJUSTMENTS	\$ - \$	- \$	- \$	- \$	- \$	- \$	- \$		
SUBCOMMITTEE RECOMMENDATION *	\$ 26,061,385	- \$	38,828,443 \$	- \$	- \$	- \$	64,889,828		
% Change from 2015-17 Leg Approved Budget	205.8%	0.0%	(4.7%)	0.0%	0.0%	0.0%	31.8%		
% Change from 2017-19 Current Service Level	0.0%	0.0%	0.0%	0.0%	0.0%	0.0%	0.0%		

*Excludes Capital Construction Expenditures

SB 231 B BUDGET REPORT and MEASURE SUMMARY

Carrier: Rep. Evans

Joint Committee On Ways and Means

Action Date: 06/28/17

Action: Do Pass the B-Eng bill.

House Vote

Yeas: 11 - Gomberg, Holvey, Huffman, McLane, Nathanson, Rayfield, Smith G, Smith Warner, Stark, Whisnant, Williamson

Senate Vote

Yeas: 12 - DeBoer, Devlin, Frederick, Girod, Hansell, Johnson, Manning Jr, Monroe, Roblan, Steiner Hayward, Thomsen, Winters

Prepared By: Patrick Heath, Department of Administrative Services

Reviewed By: Kim To, Legislative Fiscal Office

**Higher Education Coordinating Commission
2017-19**

This summary has not been adopted or officially endorsed by action of the committee.

Budget Summary

	2015-17 Legislatively Approved Budget	2017-19 Committee Recommendation	Committee Change from 2015-17 Leg. Approved
			\$ Change % Change
General Fund	\$ -	\$ 134,000	\$ 134,000 100.0%
Total	\$ -	\$ 134,000	\$ 134,000 100.0%

Position Summary

Authorized Positions 0
 Full-time Equivalent (FTE) positions 0.00

Summary of Revenue Changes

Senate Bill 231 appropriates \$134,000 General Fund to the Higher Education Coordinating Commission (HECC) for the purposes of the bill.

Summary of Transportation and Economic Development Subcommittee Action

Senate Bill 231 establishes the 11-member Task Force on Student Mental Health Support. The Task Force is charged with examining the impact of mental health and substance abuse issues on college recruitment, retention and graduation. HECC and the Oregon Health Authority OHA are required to provide staff support to the task force, including attending task force meetings and preparing a report to the Legislature. The bill specifies that HECC would provide administrative support and OHA would collaborate with HECC to provide research, writing and other technical assistance in producing the report to the Legislature. The cost of providing research, writing and other technical assistance to the task force is estimated at approximately \$134,000 General Fund. An inter-agency agreement between HECC and the Oregon Health Authority is expected, to cover the costs of supporting the task force.

DETAIL OF JOINT COMMITTEE ON WAYS AND MEANS ACTION

Higher Education Coordinating Commission
Patrick Heath - 503-378-3742

DESCRIPTION	GENERAL FUND	LOTTERY FUNDS		OTHER FUNDS				FEDERAL FUNDS		TOTAL ALL FUNDS	POS	FTE
		LIMITED	NONLIMITED	LIMITED	NONLIMITED	LIMITED	NONLIMITED					
SUBCOMMITTEE ADJUSTMENTS (from CSL)												
SCR 101 - HECC Operations	\$ 134,000	\$ -	\$ -	\$ -	\$ -	\$ -	\$ -	\$ -	\$ -	\$ 134,000		
Services and Supplies	\$ 134,000	\$ -	\$ -	\$ -	\$ -	\$ -	\$ -	\$ -	\$ -	\$ 134,000		
TOTAL ADJUSTMENTS	\$ 134,000	\$ -	\$ -	\$ -	\$ -	\$ -	\$ -	\$ -	\$ -	\$ 134,000		
SUBCOMMITTEE RECOMMENDATION												
% Change from 2015-17 Leg Approved Budget	0.0%	0.0%	0.0%	0.0%	0.0%	0.0%	0.0%	0.0%	0.0%	0.0%	0.0%	0.0%
% Change from 2017-19 Current Service Level	0.0%	0.0%	0.0%	0.0%	0.0%	0.0%	0.0%	0.0%	0.0%	0.0%	0.0%	0.0%

SB 256 A BUDGET REPORT and MEASURE SUMMARY

Carrier: Rep. Meek

Joint Committee On Ways and Means

Action Date: 06/29/17

Action: Do Pass the A-Eng bill.

House Vote

Yeas: 10 - Gombert, Holvey, Huffman, Nathanson, Rayfield, Smith G, Smith Warner, Stark, Whisnant, Williamson

Exc: 1 - McLane

Senate Vote

Yeas: 12 - DeBoer, Devlin, Frederick, Girod, Hansell, Johnson, Manning Jr, Monroe, Roblan, Steiner Hayward, Thomsen, Winters

Prepared By: Patrick Heath, Department of Administrative Services

Reviewed By: Krista Dauenhauer, Legislative Fiscal Office

**Higher Education Coordinating Commission
2017-19**

This summary has not been adopted or officially endorsed by action of the committee.

SB 256 A

1 of 3

Budget Summary

	2015-17 Legislatively Approved Budget	2017-19 Current Service Level	2017-19 Committee Recommendation	Committee Change from 2015-17 Leg. Approved	% Change
General Fund	\$ -	\$ -	\$ 190,000	\$ 190,000	100.0%
Total	\$ -	\$ -	\$ 190,000	\$ 190,000	100.0%

Position Summary

Authorized Positions 0
 Full-time Equivalent (FTE) positions 0.00

Summary of Revenue Changes

The workload associated with implementing Senate Bill 256 will be funded from General Fund and will be passed through the budget of the Higher Education Coordinating Commission (HECC) to be distributed in the form of Special Payments to Portland State University.

Summary of Transportation and Economic Development Subcommittee Action

Senate Bill 256 establishes the 23-member Willamette Falls Locks Commission to advise state, local and regional government agencies on the Willamette Falls Locks. The bill appropriates \$190,000 General Fund in the 2017-19 biennium to HECC, which will be distributed in the form of Special Payments to Oregon Solutions at Portland State University (PSU). Of that amount, \$50,000 is designated for contracting costs with the Department of Justice, for legal services provided to the commission; the remaining \$140,000 is designated to PSU for staffing and other resource related costs. Oregon Solutions anticipates travel, meeting expenses and labor costs from the following positions: Senior Facilitator, Lead Facilitator, Project Associate and a Program Director.

Accounting responsibilities to HECC, as well as staffing costs associated with appointments to the commission, are anticipated to be minimal and absorbable within existing budgetary parameters for the following state agencies: Office of the Governor, Business Development Department, Legislative Assembly, Oregon Parks and Recreation Department and the Oregon Department of Transportation.

DETAIL OF JOINT COMMITTEE ON WAYS AND MEANS ACTION

Higher Education Coordinating Commission
Patrick Heath - 503-378-3742

DESCRIPTION	GENERAL FUND	LOTTERY FUNDS		OTHER FUNDS				FEDERAL FUNDS		TOTAL ALL FUNDS	POS	FTE
		LIMITED	NONLIMITED	LIMITED	NONLIMITED	LIMITED	NONLIMITED					
SUBCOMMITTEE ADJUSTMENTS (from CSL)												
SCR 104 - Public University State Programs												
Senate Bill 256 - Willamette Falls Locks Commission	\$ 190,000	\$ -	\$ -	\$ -	\$ -	\$ -	\$ -	\$ -	\$ -	\$ 190,000		
Special Payments (Spec Pmt to Public Universities)	\$ -	\$ -	\$ -	\$ -	\$ -	\$ -	\$ -	\$ -	\$ -	\$ -		
TOTAL ADJUSTMENTS	\$ 190,000	\$ -	\$ -	\$ -	\$ -	\$ -	\$ -	\$ -	\$ -	\$ 190,000		
SUBCOMMITTEE RECOMMENDATION												
% Change from 2015-17 Leg Approved Budget	100.0%	0.0%	0.0%	0.0%	0.0%	0.0%	0.0%	0.0%	0.0%	100.0%		
% Change from 2017-19 Current Service Level	100.0%	0.0%	0.0%	0.0%	0.0%	0.0%	0.0%	0.0%	0.0%	100.0%		

HB 2729 B BUDGET REPORT and MEASURE SUMMARY

Carrier: Sen. Roblan

Joint Committee On Ways and Means

Action Date: 07/01/17

Action: Do pass the B-Eng bill.

Senate Vote

Yeas: 12 - DeBoer, Devlin, Frederick, Girod, Hansell, Johnson, Manning Jr, Monroe, Roblan, Steiner Hayward, Thomsen, Winters

House Vote

Yeas: 10 - Gombert, Holvey, Huffman, McLane, Nathanson, Rayfield, Smith G, Smith Warner, Whisnant, Williamson

Exc: 1 - Stark

Prepared By: Krista Dauenhauer, Legislative Fiscal Office

Reviewed By: Patrick Heath, Department of Administrative Services

**Higher Education Coordinating Commission
2017-19**

This summary has not been adopted or officially endorsed by action of the committee.

HB 2729 B

1 of 4

Budget Summary

	2015-17 Legislatively Approved Budget	2017-19 Current Service Level	2017-19 Committee Recommendation	Committee Change from 2015-17 Leg. Approved	% Change
				\$ Change	
General Fund	\$ -	\$ -	\$ 1,000,000	1,000,000	100.0%
Total	\$ -	\$ -	\$ 1,000,000	1,000,000	100.0%

Position Summary

Authorized Positions	0	0	0
Full-time Equivalent (FTE) positions	0.00	0.00	0.00

Summary of Revenue Changes

The workload associated with implementing House Bill 2729 will be funded from General Fund and will be passed through the budget of the Higher Education Coordinating Commission (HECC) to be distributed in the form of Special Payments.

Summary of Education Subcommittee Action

The bill directs the Higher Education Coordinating Commission (HECC) to convene faculty, staff and librarians from public universities and community colleges for the purpose of coordinating Oregon’s Open Educational Resources (OER) Program. HECC must assist and advise faculty at public universities and community colleges on the adoption, implementation and storage of OER materials and determine if a statewide repository of OER material should be developed and, if so, developing a plan for the creation of the repository. HECC must determine criteria that may be used to provide up to \$150,000 in grants to public universities and community colleges for the creation, adoption or implementation of OER. HECC may enter into contracts or agreements with entities for the purpose of fulfilling the agency’s obligations relating to this legislation. HECC, or a contracted entity of the HECC, must provide a report on the OER Program to the Legislative Assembly in odd numbered years and the report must include the current status of the OER Program, a calculation of moneys current and future students saved as a result of the Program, and an evaluation of barriers preventing the adoption of further OER materials.

The \$1 million General Fund appropriation is anticipated to support the following activities which will be supervised and contracted for by the HECC:

Institutional OER Coordinator position (1.00 FTE)	\$ 230,000
Annual statewide OER symposium	\$ 50,000
Statewide OER repository evaluation/estimate	\$ 30,000
Faculty workgroup expenses	\$ 180,000
OER awards	\$ 150,000
Total	\$ 640,000

The remaining \$360,000 of the appropriated funds are to be distributed at the discretion of the HECC with first priority given to the development of a statewide OER repository, if a determination is made to proceed with the development of the statewide OER repository.

DETAIL OF JOINT COMMITTEE ON WAYS AND MEANS ACTION

Higher Education Coordinating Commission
 Krista Dauenhauer -- 503-986-1838

DESCRIPTION	GENERAL FUND	LOTTERY FUNDS	OTHER FUNDS			FEDERAL FUNDS			TOTAL ALL FUNDS	POS	FTE
			LIMITED	NONLIMITED	LIMITED	NONLIMITED					
SUBCOMMITTEE ADJUSTMENTS (from CSL)											
SCR 10 - HECC Operations											
House Bill 2729: Description											
Special Payments	\$ 1,000,000								\$ 1,000,000		
TOTAL ADJUSTMENTS	\$ 1,000,000	\$ -	\$ -	\$ -	\$ -	\$ -	\$ -	\$ -	\$ 1,000,000		
SUBCOMMITTEE RECOMMENDATION *	\$ 1,000,000	\$ -	\$ -	\$ -	\$ -	\$ -	\$ -	\$ -	\$ 1,000,000		

HB 2998 B BUDGET REPORT and MEASURE SUMMARY

Carrier: Sen. Monroe

Joint Committee On Ways and Means

Action Date: 06/28/17

Action: Do pass the B-Eng bill.

Senate Vote

Yeas: 11 - Devlin, Frederick, Girod, Hansell, Johnson, Manning Jr, Monroe, Roblan, Steiner Hayward, Thomsen, Winters

Nays: 1 - DeBoer

House Vote

Yeas: 10 - Gombert, Huffman, McLane, Nathanson, Rayfield, Smith G, Smith Warner, Stark, Whisnant, Williamson

Exc: 1 - Holvey

Prepared By: Patrick Heath, Department of Administrative Services

Reviewed By: Krista Dauenhauer, Legislative Fiscal Office

**Higher Education Coordinating Commission
2017-19**

This summary has not been adopted or officially endorsed by action of the committee.

HB 2998 B

1 of 3

Budget Summary

	2015-17 Legislatively Approved Budget	2017-19 Committee Recommendation	Committee Change from 2015-17 Leg. Approved
			\$ Change % Change
General Fund	\$ -	\$ 220,490	\$ 220,490 100.0%
Total	\$ -	\$ 220,490	\$ 220,490 100.0%

Position Summary

Authorized Positions	0	2	2
Full-time Equivalent (FTE) positions	0.00	0.96	0.96

Summary of Revenue Changes

House Bill 2998 appropriates \$220,490 General Fund to establish foundational curricula for first-year coursework at public post-secondary institutions of education.

Summary of Transportation and Economic Development Subcommittee Action

House Bill 2998 requires community colleges and public universities to establish foundational curricula for first year coursework at public post-secondary institutions of education in order for community college students to have the ability to transfer academic credits to a public university. The Higher Education Coordinating Commission (HECC) is required to convene meetings with community colleges and public universities to establish at least one foundational curriculum for use by the beginning of the 2018-19 school year. HECC must provide a report on the status of the foundational curricula to the Legislative Assembly no later than February 1, 2018. Further meetings must be convened by the HECC to facilitate the establishment of one unified statewide transfer agreement by 2018, two agreements in 2019, and three agreements per year by 2020 and beyond. The HECC must report annually to the Legislative Assembly regarding the statewide transfer agreements.

The Subcommittee approved one limited duration Operations and Policy Analyst 3 (0.48 FTE) at a cost of \$116,916 General Fund and one limited duration Research Specialist 3 (0.48 FTE) at a cost of \$103,574 General Fund, to convene the meetings, conduct data analysis and write the Legislatively required reports.

DETAIL OF JOINT COMMITTEE ON WAYS AND MEANS ACTION

Higher Education Coordinating Commission
Patrick Heath - 503-378-3742

DESCRIPTION	GENERAL FUND	LOTTERY FUNDS	OTHER FUNDS		FEDERAL FUNDS		TOTAL ALL FUNDS	POS	FTE
			LIMITED	NONLIMITED	LIMITED	NONLIMITED			
SUBCOMMITTEE ADJUSTMENTS (from CSL)									
SCR 101 - HECC Operations									
HB 2998 - Transfer Pathways									
Personal Services	\$ 207,284	\$ -	\$ -	\$ -	\$ -	\$ -	\$ 207,284	2	0.96
Services and Supplies	\$ 13,206	\$ -	\$ -	\$ -	\$ -	\$ -	\$ 13,206		
TOTAL ADJUSTMENTS	\$ 220,490	\$ -	\$ -	\$ -	\$ -	\$ -	\$ 220,490	2	0.96
SUBCOMMITTEE RECOMMENDATION *	\$ 220,490	\$ -	\$ -	\$ -	\$ -	\$ -	\$ 220,490	2	0.96

% Change from 2015-17 Leg Approved Budget
% Change from 2017-19 Current Service Level

0.0%	0.0%	0.0%	0.0%	0.0%	0.0%	0.0%	0.0%	0.0%	0.0%
0.0%	0.0%	0.0%	0.0%	0.0%	0.0%	0.0%	0.0%	0.0%	0.0%

HB 5201 A BUDGET REPORT and MEASURE SUMMARY

Carrier: Sen. Johnson

Joint Committee On Ways and Means

Action Date: 03/02/18

Action: Do pass the A-Eng bill.

Senate Vote

Yeas: 11 - DeBoer, Frederick, Girod, Hansell, Johnson, Manning Jr, Monroe, President Courtney, Roblan, Steiner Hayward, Thomsen

Exc: 1 - Winters

House Vote

Yeas: 10 - Gombert, Holvey, McLane, Nathanson, Noble, Rayfield, Smith Warner, Stark, Whisnant, Williamson

Exc: 1 - Smith G

Prepared By: Linda Ames and Gregory Jolivet, Legislative Fiscal Office

Reviewed By: Paul Siebert, Legislative Fiscal Office

Emergency Board
2017-19

Various Agencies
2017-19

*** CORRECTED ***

This summary has not been adopted or officially endorsed by action of the committee.

HB 5201 A

1 of 62

Budget Summary*

	2017-19 Legislatively Adopted Budget	2018 Committee Recommendation	Committee Change from 2017-19 Leg. Adopted	% Change
	\$	\$	\$ Change	% Change
<u>Emergency Board</u>				
General Fund - General Purpose	\$ 49,747,628	\$ 49,747,628	\$ -	0.0%
General Fund - Special Purpose Appropriations	\$ 100,000,000	\$ -	\$ (100,000,000)	-100.0%
State Agencies for state employee compensation	\$ 10,000,000	\$ -	\$ (10,000,000)	-100.0%
State Agencies for non-state worker compensation	\$ 200,000	\$ -	\$ (200,000)	-100.0%
Long Term Care Ombudsman - public guardian	\$ 750,000	\$ -	\$ (750,000)	-100.0%
Dept. of Human Services - foster parent supports	\$ 3,972,118	\$ -	\$ (3,972,118)	-100.0%
Chief Education Office - 2nd year funding	\$ 7,900,000	\$ 7,900,000	\$ -	0.0%
Judicial Dept. - grand jury recordings	\$ 6,000,000	\$ 4,000,000	\$ (2,000,000)	-33.3%
Dept. of Forestry - fire protection expenses	\$ -	\$ 650,000	\$ 650,000	
Department of Revenue - position reconciliation	\$ -	\$ 1,656,115	\$ 1,656,115	
Secretary of State - 2018 Special Election costs	\$ -	\$ 2,000,000	\$ 2,000,000	
Oregon Health Authority - mental health res. rates	\$ -	\$ 300,000	\$ 300,000	
Department of Human Services - ventilator costs	\$ -	\$ -	\$ -	
Dept. of Human Services/Oregon Health Auth. - caseload costs or other budget challenges	\$ -	\$ 30,000,000	\$ 30,000,000	
Department of Human Services - child welfare costs	\$ -	\$ 2,500,000	\$ 2,500,000	
<u>ADMINISTRATION PROGRAM AREA</u>				
<u>Department of Administrative Services</u>				
General Fund	\$ 12,606,693	\$ 20,931,500	\$ 8,324,807	66.0%
General Fund Debt Service	\$ 7,254,563	\$ 7,137,196	\$ (117,367)	-1.6%
Lottery Funds Debt Service	\$ 16,294,967	\$ 15,873,695	\$ (421,272)	-2.6%
Other Funds	\$ 514,676,438	\$ 537,626,451	\$ 22,950,013	4.5%
Other Funds Debt Service	\$ 406,585,310	\$ 406,616,039	\$ 30,729	0.0%
<u>Advocacy Commissions Office</u>				
General Fund	\$ 697,136	\$ 720,802	\$ 23,666	3.4%
<u>Employment Relations Board</u>				
General Fund	\$ 2,491,749	\$ 2,556,694	\$ 64,945	2.6%
Other Funds	\$ 2,500,764	\$ 2,556,456	\$ 55,692	2.2%

Budget Summary*

	2017-19 Legislatively Adopted Budget	2018 Committee Recommendation	Committee Change from 2017-19 Leg. Adopted	% Change
			\$ Change	
<u>Oregon Government Ethics Commission</u>				
Other Funds	\$ 2,705,247	\$ 2,758,688	\$ 53,441	2.0%
<u>Office of the Governor</u>				
General Fund	\$ 12,947,791	\$ 13,660,135	\$ 712,344	5.5%
Lottery Funds	\$ 3,689,100	\$ 3,723,949	\$ 34,849	0.9%
Other Funds	\$ 3,322,288	\$ 3,413,769	\$ 91,481	2.8%
Federal Funds	\$ 6,907,780	\$ 3,585,152	\$ (3,322,628)	-48.1%
<u>Oregon Liquor Control Commission</u>				
Other Funds	\$ 206,250,022	\$ 212,267,011	\$ 6,016,989	2.9%
<u>Public Employees Retirement System,</u>				
Other Funds	\$ 98,448,004	\$ 101,458,179	\$ 3,010,175	3.1%
<u>Racing Commission</u>				
Other Funds	\$ 6,353,396	\$ 6,422,599	\$ 69,203	1.1%
<u>Department of Revenue</u>				
General Fund	\$ 188,533,904	\$ 194,469,572	\$ 5,935,668	3.1%
Other Funds	\$ 124,776,501	\$ 129,820,700	\$ 5,044,199	4.0%
<u>Secretary of State</u>				
General Fund	\$ 10,426,561	\$ 12,649,135	\$ 2,222,574	21.3%
Other Funds	\$ 56,998,482	\$ 58,170,519	\$ 1,172,037	2.1%
Federal Funds	\$ 4,721,387	\$ 4,882,166	\$ 160,779	3.4%
<u>State Library</u>				
General Fund	\$ 3,990,257	\$ 4,060,172	\$ 69,915	1.8%
Other Funds	\$ 6,717,774	\$ 6,842,189	\$ 124,415	1.9%
Federal Funds	\$ 5,275,247	\$ 5,309,791	\$ 34,544	0.7%

Budget Summary*

	2017-19 Legislatively Adopted Budget	2018 Committee Recommendation	Committee Change from 2017-19 Leg. Adopted	% Change
			\$ Change	
<u>State Treasurer</u>				
General Fund	\$ 3,490,552	\$ 5,361,270	\$ 1,870,718	53.6%
Other Funds	\$ 80,418,025	\$ 82,003,898	\$ 1,585,873	2.0%
<u>CONSUMER AND BUSINESS SERVICES PROGRAM</u>				
<u>AREA</u>				
<u>State Board of Accountancy</u>				
Other Funds	\$ 2,583,982	\$ 2,617,527	\$ 33,545	1.3%
<u>Chiropractic Examiners Board</u>				
Other Funds	\$ 2,014,079	\$ 2,027,840	\$ 13,761	0.7%
<u>Consumer and Business Services</u>				
Other Funds	\$ 246,276,380	\$ 252,580,722	\$ 6,304,342	2.6%
Federal Funds	\$ 14,466,034	\$ 16,803,370	\$ 2,337,336	16.2%
<u>Construction Contractors Board</u>				
Other Funds	\$ 15,859,876	\$ 16,174,047	\$ 314,171	2.0%
<u>Board of Dentistry</u>				
Other Funds	\$ 3,277,010	\$ 3,328,763	\$ 51,753	1.6%
<u>Health Related Licensing Boards</u>				
State Mortuary and Cemetery Board				
Other Funds	\$ 2,152,200	\$ 2,191,749	\$ 39,549	1.8%
Board of Naturopathic Medicine				
Other Funds	\$ 799,923	\$ 809,413	\$ 9,490	1.2%
Occupational Therapy Licensing Board				
Other Funds	\$ 483,425	\$ 514,522	\$ 31,097	6.4%
Board of Medical Imaging				
Other Funds	\$ 886,265	\$ 898,304	\$ 12,039	1.4%
State Board of Examiners for Speech-Language Pathology and Audiology				
Other Funds	\$ 615,945	\$ 756,010	\$ 140,065	22.7%

Budget Summary*

	2017-19 Legislatively Adopted Budget	2018 Committee Recommendation	Committee Change from 2017-19 Leg. Adopted	% Change
	\$	\$	\$ Change	% Change
<u>Oregon State Veterinary Medical Examining Board</u>				
Other Funds	\$ 973,220	\$ 1,034,917	\$ 61,697	6.3%
<u>Bureau of Labor and Industries</u>				
General Fund	\$ 13,119,229	\$ 13,461,114	\$ 341,885	2.6%
Other Funds	\$ 12,162,061	\$ 12,675,846	\$ 513,785	4.2%
Federal Funds	\$ 1,258,596	\$ 1,297,545	\$ 38,949	3.1%
<u>Licensed Social Workers, Board of</u>				
Other Funds	\$ 1,697,440	\$ 1,717,671	\$ 20,231	1.2%
<u>Oregon Medical Board</u>				
Other Funds	\$ 12,595,547	\$ 12,840,109	\$ 244,562	1.9%
<u>Mental Health Regulatory Agency</u>				
Other Funds	\$ 3,462,553	\$ 3,509,699	\$ 47,146	1.4%
<u>Board of Nursing</u>				
Other Funds	\$ 16,595,386	\$ 16,847,478	\$ 252,092	1.5%
<u>Board of Pharmacy</u>				
Other Funds	\$ 7,335,399	\$ 7,464,610	\$ 129,211	1.8%
<u>Public Utility Commission</u>				
Other Funds	\$ 45,128,415	\$ 45,919,838	\$ 791,423	1.8%
Federal Funds	\$ 715,100	\$ 742,231	\$ 27,131	3.8%
<u>Real Estate Agency</u>				
Other Funds	\$ 7,621,789	\$ 7,781,918	\$ 160,129	2.1%

Budget Summary*

	2017-19 Legislatively Adopted Budget	2018 Committee Recommendation	Committee Change from 2017-19 Leg. Adopted	% Change
<u>ECONOMIC AND COMMUNITY DEVELOPMENT PROGRAM AREA</u>				
<u>Oregon Business Development Department</u>				
General Fund	\$ 15,951,696	\$ 15,977,133	\$ 25,437	0.2%
General Fund Debt Service	\$ 39,144,515	\$ 39,036,407	\$ (108,108)	-0.3%
Lottery Funds	\$ 115,975,469	\$ 117,789,412	\$ 1,813,943	1.6%
Other Funds	\$ 378,417,137	\$ 379,465,905	\$ 1,048,768	0.3%
Other Funds Debt Service	\$ -	\$ 108,109	\$ 108,109	1.8%
Federal Funds	\$ 40,717,603	\$ 41,457,527	\$ 739,924	
<u>Employment Department</u>				
Other Funds	\$ 144,544,337	\$ 152,904,308	\$ 8,359,971	5.8%
Federal Funds	\$ 155,927,081	\$ 159,644,349	\$ 3,717,268	2.4%
<u>Housing and Community Services Department</u>				
General Fund	\$ 54,438,010	\$ 59,693,031	\$ 5,255,021	9.7%
Lottery Funds	\$ 16,357,282	\$ 17,507,282	\$ 1,150,000	7.0%
Other Funds	\$ 209,274,996	\$ 228,524,093	\$ 19,249,097	9.2%
Federal Funds	\$ 122,692,797	\$ 122,817,211	\$ 124,414	0.1%
<u>Department of Veterans' Affairs</u>				
General Fund	\$ 8,380,599	\$ 8,568,114	\$ 187,515	2.2%
Lottery Funds	\$ 14,856,025	\$ 15,062,268	\$ 206,243	1.4%
Other Funds	\$ 100,316,941	\$ 100,525,917	\$ 208,976	0.2%
Federal Funds	\$ 500,000	\$ 1,000,000	\$ 500,000	100.0%
<u>EDUCATION PROGRAM AREA</u>				
<u>Department of Education</u>				
General Fund	\$ 802,687,885	\$ 806,519,417	\$ 3,831,532	0.5%
General Fund Debt Service	\$ 18,263,417	\$ 18,239,116	\$ (24,301)	-0.1%
Other Funds	\$ 441,326,984	\$ 481,934,415	\$ 40,607,431	9.2%
Other Funds Debt Service	\$ -	\$ 24,302	\$ 24,302	
Federal Funds	\$ 1,053,144,232	\$ 1,054,258,511	\$ 1,114,279	0.1%

Budget Summary*

	2017-19 Legislatively Adopted Budget	2018 Committee Recommendation	Committee Change from 2017-19 Leg. Adopted	% Change
			\$ Change	
<u>State School Fund</u>				
General Fund	\$ 7,653,853,380	\$ 7,582,892,067	\$ (70,961,313)	-0.9%
Lottery Funds	\$ 464,758,594	\$ 535,719,907	\$ 70,961,313	15.3%
<u>Higher Education Coordinating Commission</u>				
General Fund	\$ 31,611,113	\$ 32,288,585	\$ 677,472	2.1%
Other Funds	\$ 34,277,137	\$ 35,810,339	\$ 1,533,202	4.5%
Federal Funds	\$ 114,075,784	\$ 118,191,072	\$ 4,115,288	3.6%
<u>State Support for Community Colleges</u>				
General Fund Debt Service	\$ 26,778,761	\$ 26,551,170	\$ (227,591)	-0.8%
Other Funds Debt Service	\$ 550,000	\$ 777,592	\$ 227,592	41.4%
<u>State Support for Public Universities</u>				
General Fund	\$ 904,264,998	\$ 907,514,998	\$ 3,250,000	0.4%
General Fund Debt Service	\$ 153,230,455	\$ 150,990,325	\$ (2,240,130)	-1.5%
Other Funds Debt Service	\$ 900,000	\$ 3,140,132	\$ 2,240,132	248.9%
<u>Oregon Health Sciences University</u>				
General Fund Debt Service	\$ 21,774,770	\$ 21,750,337	\$ (24,433)	-0.1%
Other Funds Debt Service	\$ 38,828,443	\$ 38,576,738	\$ (251,705)	-0.6%
<u>Chief Education Office</u>				
General Fund	\$ 3,652,812	\$ 8,207,271	\$ 4,554,459	124.7%
<u>Teacher Standards and Practices</u>				
Other Funds	\$ 8,961,470	\$ 9,106,410	\$ 144,940	1.6%
<u>HUMAN SERVICES PROGRAM AREA</u>				
<u>Commission for the Blind</u>				
General Fund	\$ 3,426,922	\$ 3,535,937	\$ 109,015	3.2%
Other Funds	\$ 1,475,033	\$ 1,482,049	\$ 7,016	0.5%
Federal Funds	\$ 16,372,609	\$ 16,645,593	\$ 272,984	1.7%

Budget Summary*

	2017-19 Legislatively Adopted Budget	2018 Committee Recommendation	Committee Change from 2017-19 Leg. Adopted	% Change
	\$	\$	\$ Change	
<u>Oregon Health Authority</u>				
General Fund	\$ 2,118,221,508	\$ 2,095,006,278	\$ (23,215,230)	-1.1%
General Fund Debt Service	\$ 67,714,171	\$ 66,343,686	\$ (1,370,485)	-2.0%
Lottery Funds	\$ 12,457,116	\$ 12,498,909	\$ 41,793	0.3%
Other Funds	\$ 6,653,688,309	\$ 6,729,723,047	\$ 76,034,738	1.1%
Other Funds Debt Service	\$ -	\$ 1,371,293	\$ 1,371,293	
Federal Funds	\$ 10,913,483,621	\$ 11,157,123,747	\$ 243,640,126	2.2%
<u>Department of Human Services</u>				
General Fund	\$ 3,109,000,548	\$ 3,197,087,399	\$ 88,086,851	2.8%
Other Funds	\$ 598,001,557	\$ 654,392,908	\$ 56,391,351	9.4%
Federal Funds	\$ 5,463,087,605	\$ 5,574,153,008	\$ 111,065,403	2.0%
<u>Long Term Care Ombudsman</u>				
General Fund	\$ 6,087,623	\$ 6,401,552	\$ 313,929	5.2%
Other Funds	\$ 894,242	\$ 908,057	\$ 13,815	1.5%
<u>Psychiatric Security Review Board</u>				
General Fund	\$ 2,966,321	\$ 3,047,827	\$ 81,506	2.7%
<u>JUDICIAL BRANCH</u>				
<u>Judicial Department</u>				
General Fund	\$ 447,037,989	\$ 454,524,551	\$ 7,486,562	1.7%
Other Funds	\$ 247,670,281	\$ 248,093,590	\$ 423,309	0.2%
Federal Funds	\$ 1,339,352	\$ 1,344,289	\$ 4,937	0.4%
<u>Commission on Judicial Fitness and Disability</u>				
General Fund	\$ 251,551	\$ 252,710	\$ 1,159	0.5%
<u>Public Defense Services Commission</u>				
General Fund	\$ 303,430,035	\$ 305,425,556	\$ 1,995,521	0.7%
Other Funds	\$ 4,954,313	\$ 4,967,943	\$ 13,630	0.3%

Budget Summary*

	2017-19 Legislatively Adopted Budget	2018 Committee Recommendation	Committee Change from 2017-19 Leg. Adopted	% Change
			\$ Change	
<u>LEGISLATIVE BRANCH</u>				
<u>Legislative Administration Committee</u>				
General Fund	\$ 28,445,653	\$ 29,236,618	\$ 790,965	2.8%
General Fund Debt Service	\$ 12,428,295	\$ 12,379,677	\$ (48,618)	-0.4%
Other Funds	\$ 3,017,853	\$ 3,183,430	\$ 165,577	5.5%
Other Funds Debt Service	\$ 1,164,070	\$ 1,212,689	\$ 48,619	4.2%
<u>Legislative Assembly</u>				
General Fund	\$ 40,368,569	\$ 40,959,543	\$ 590,974	1.5%
<u>Legislative Commission on Indian Services</u>				
General Fund	\$ 537,318	\$ 542,353	\$ 5,035	0.9%
<u>Legislative Counsel</u>				
General Fund	\$ 12,552,965	\$ 12,329,541	\$ (223,424)	-1.8%
Other Funds	\$ 1,579,137	\$ 1,846,216	\$ 267,079	16.9%
<u>Legislative Fiscal Office</u>				
General Fund	\$ 4,117,795	\$ 4,165,598	\$ 47,803	1.2%
Other Funds	\$ 3,655,385	\$ 3,692,282	\$ 36,897	1.0%
<u>Legislative Policy and Research Office</u>				
General Fund	\$ 8,847,088	\$ 9,903,112	\$ 1,056,024	11.9%
<u>Legislative Revenue Office</u>				
General Fund	\$ 3,017,916	\$ 3,045,581	\$ 27,665	0.9%

Budget Summary*

	2017-19 Legislatively Adopted Budget	2018 Committee Recommendation	Committee Change from 2017-19 Leg. Adopted	% Change
	\$	\$	\$ Change	% Change
<u>NATURAL RESOURCES PROGRAM AREA</u>				
<u>State Department of Agriculture</u>				
General Fund	\$ 22,307,042	\$ 22,698,953	\$ 391,911	1.8%
Lottery Funds	\$ 8,103,745	\$ 9,001,307	\$ 897,562	11.1%
Other Funds	\$ 66,605,463	\$ 68,154,857	\$ 1,549,394	2.3%
Federal Funds	\$ 17,452,844	\$ 17,615,623	\$ 162,779	0.9%
<u>State Department of Energy</u>				
Other Funds	\$ 35,206,624	\$ 35,609,279	\$ 402,655	1.1%
Federal Funds	\$ 2,412,636	\$ 2,455,398	\$ 42,762	1.8%
<u>Department of Environmental Quality</u>				
General Fund	\$ 40,804,031	\$ 43,718,803	\$ 2,914,772	7.1%
General Fund Debt Service	\$ 3,824,980	\$ 4,658,847	\$ 833,867	21.8%
Lottery Funds	\$ 4,610,577	\$ 4,732,711	\$ 122,134	2.6%
Other Funds	\$ 169,639,110	\$ 192,862,876	\$ 23,223,766	13.7%
Federal Funds	\$ 28,593,914	\$ 29,266,525	\$ 672,611	2.4%
<u>State Department of Fish and Wildlife</u>				
General Fund	\$ 28,408,880	\$ 29,458,285	\$ 1,049,405	3.7%
Lottery Funds	\$ 5,212,514	\$ 5,326,259	\$ 113,745	2.2%
Other Funds	\$ 181,354,898	\$ 183,825,411	\$ 2,470,513	1.4%
Federal Funds	\$ 133,139,592	\$ 135,372,685	\$ 2,233,093	1.7%
<u>Department of Forestry</u>				
General Fund	\$ 68,242,727	\$ 96,105,737	\$ 27,863,010	40.8%
Other Funds	\$ 340,602,781	\$ 366,655,973	\$ 26,053,192	7.6%
Federal Funds	\$ 33,657,195	\$ 33,907,251	\$ 250,056	0.7%
<u>Department of Geology and Mineral Industries</u>				
General Fund	\$ 4,631,168	\$ 4,709,949	\$ 78,781	1.7%
Other Funds	\$ 6,787,859	\$ 6,881,528	\$ 93,669	1.4%
Federal Funds	\$ 5,937,915	\$ 6,040,857	\$ 102,942	1.7%

Budget Summary*

	2017-19 Legislatively Adopted Budget	2018 Committee Recommendation	Committee Change from 2017-19 Leg. Adopted	% Change
			\$ Change	
<u>Department of Land Conservation and Development</u>				
General Fund	\$ 12,951,689	\$ 13,430,953	\$ 479,264	3.7%
Other Funds	\$ 1,734,829	\$ 1,785,545	\$ 50,716	2.9%
Federal Funds	\$ 6,421,857	\$ 6,487,739	\$ 65,882	1.0%
<u>Land Use Board of Appeals</u>				
General Fund	\$ 1,927,050	\$ 1,952,556	\$ 25,506	1.3%
<u>Oregon Marine Board</u>				
Other Funds	\$ 26,923,945	\$ 27,142,592	\$ 218,647	0.8%
Federal Funds	\$ 6,631,041	\$ 6,633,313	\$ 2,272	0.0%
<u>Department of Parks and Recreation</u>				
General Fund	\$ 218,894	\$ 228,729	\$ 9,835	4.5%
Lottery Funds	\$ 100,597,217	\$ 102,148,107	\$ 1,550,890	1.5%
Other Funds	\$ 99,889,179	\$ 101,176,692	\$ 1,287,513	1.3%
Federal Funds	\$ 16,389,923	\$ 16,422,002	\$ 32,079	0.2%
<u>Department of State Lands</u>				
Other Funds	\$ 47,925,059	\$ 56,436,137	\$ 8,511,078	17.8%
Federal Funds	\$ 2,261,458	\$ 2,466,188	\$ 204,730	9.1%
<u>Water Resources Department</u>				
General Fund	\$ 31,483,809	\$ 32,150,986	\$ 667,177	2.1%
Other Funds	\$ 61,306,639	\$ 66,865,131	\$ 5,558,492	9.1%
Federal Funds	\$ 1,879,534	\$ 1,905,917	\$ 26,383	1.4%
<u>Watershed Enhancement Board</u>				
Lottery Funds	\$ 74,415,091	\$ 79,589,460	\$ 5,174,369	7.0%
Federal Funds	\$ 41,671,381	\$ 41,759,143	\$ 87,762	0.2%

Budget Summary*

PUBLIC SAFETY PROGRAM AREA

Department of Corrections

	2017-19 Legislatively Adopted Budget	2018 Committee Recommendation	Committee Change from 2017-19 Leg. Adopted	% Change
General Fund	\$ 1,568,314,745	\$ 1,593,929,231	\$ 25,614,486	1.6%
General Fund Debt Service	\$ 112,749,173	\$ 112,706,132	\$ (43,041)	0.0%
Other Funds	\$ 43,244,547	\$ 43,508,746	\$ 264,199	0.6%
Other Funds Debt Service	\$ -	\$ 43,042	\$ 43,042	

Oregon Criminal Justice Commission

General Fund	\$ 64,926,239	\$ 65,021,569	\$ 95,330	0.1%
Other Funds	\$ 511,392	\$ 961,392	\$ 450,000	88.0%
Federal Funds	\$ 7,170,201	\$ 8,224,498	\$ 1,054,297	14.7%

District Attorneys and their Deputies

General Fund	\$ 12,478,724	\$ 12,592,454	\$ 113,730	0.9%
--------------	---------------	---------------	------------	------

Department of Justice

General Fund	\$ 72,122,805	\$ 73,202,693	\$ 1,079,888	1.5%
General Fund Debt Service	\$ 12,530,237	\$ 12,507,190	\$ (23,047)	-0.2%
Other Funds	\$ 321,296,607	\$ 330,308,027	\$ 9,011,420	2.8%
Federal Funds	\$ 179,004,039	\$ 186,688,612	\$ 7,684,573	4.3%

Oregon Military Department

General Fund	\$ 25,608,114	\$ 27,578,231	\$ 1,970,117	7.7%
Other Funds	\$ 106,851,901	\$ 112,711,583	\$ 5,859,682	5.5%
Federal Funds	\$ 271,814,624	\$ 289,973,794	\$ 18,159,170	6.7%

Oregon Board of Parole

General Fund	\$ 8,868,686	\$ 9,048,876	\$ 180,190	2.0%
--------------	--------------	--------------	------------	------

Department of State Police

General Fund	\$ 269,292,257	\$ 280,526,031	\$ 11,233,774	4.2%
Lottery Funds	\$ 8,069,250	\$ 8,145,961	\$ 76,711	1.0%
Other Funds	\$ 136,707,491	\$ 151,266,325	\$ 14,558,834	10.6%
Federal Funds	\$ 12,249,830	\$ 12,274,226	\$ 24,396	0.2%

Budget Summary*

	2017-19 Legislatively Adopted Budget	2018 Committee Recommendation	Committee Change from 2017-19 Leg. Adopted	% Change
	\$	\$	\$ Change	
<u>Department of Public Safety Standards and Training</u>				
Other Funds	\$ 43,523,261	\$ 49,116,738	\$ 5,593,477	12.9%
Federal Funds	\$ 8,007,963	\$ 8,012,359	\$ 4,396	0.1%
<u>Oregon Youth Authority</u>				
General Fund	\$ 307,443,048	\$ 312,595,798	\$ 5,152,750	1.7%
Other Funds	\$ 11,597,846	\$ 11,533,519	\$ (64,327)	-0.6%
Federal Funds	\$ 37,166,220	\$ 37,328,320	\$ 162,100	0.4%
<u>TRANSPORTATION PROGRAM AREA</u>				
<u>Department of Aviation</u>				
Other Funds	\$ 12,190,805	\$ 13,213,366	\$ 1,022,561	8.4%
Federal Funds	\$ 4,514,961	\$ 4,525,743	\$ 10,782	0.2%
<u>Department of Transportation</u>				
Lottery Funds Debt Service	\$ 120,644,222	\$ 119,636,050	\$ (1,008,172)	-0.8%
Other Funds	\$ 3,232,865,421	\$ 3,371,912,838	\$ 139,047,417	4.3%
Other Funds Debt Service	\$ 415,126,500	\$ 416,134,673	\$ 1,008,173	0.2%
Federal Funds	\$ 105,699,330	\$ 105,756,768	\$ 57,438	0.1%
<u>2017-19 Budget Summary</u>				
General Fund Total	\$ 18,530,053,820	\$ 18,572,698,743	\$ 42,644,923	0.2%
General Fund Debt Service Total	\$ 475,693,337	\$ 472,300,083	\$ (3,393,254)	-0.7%
Lottery Funds Total	\$ 829,101,980	\$ 911,245,532	\$ 82,143,552	9.9%
Lottery Funds Debt Service Total	\$ 136,939,189	\$ 135,509,745	\$ (1,429,444)	-1.0%
Other Funds Total	\$ 15,264,508,605	\$ 15,763,520,906	\$ 499,012,301	3.3%
Other Funds Debt Service Total	\$ 863,154,323	\$ 868,004,609	\$ 4,850,286	0.6%
Federal Funds Total	\$ 18,836,761,286	\$ 19,232,372,523	\$ 395,611,237	2.1%

* Excludes Capital Construction

Position Summary

	2017-19 Legislatively Adopted Budget	2018 Committee Recommendation	Committee Change from 2017-19 Leg. Adopted	% Change
ADMINISTRATION PROGRAM AREA				
<u>Department of Administrative Services</u>				
Authorized Positions	908	914	6	0.7%
Full-time Equivalent (FTE) positions	906.96	906.96	3.58	0.4%
<u>Office of the Governor</u>				
Authorized Positions	59	61	2	3.4%
Full-time Equivalent (FTE) positions	58.50	59.13	0.63	1.1%
<u>Oregon Liquor Control Commission</u>				
Authorized Positions	304	321	17	5.6%
Full-time Equivalent (FTE) positions	298.82	310.16	11.34	3.8%
<u>Public Employees Retirement System</u>				
Authorized Positions	373	376	3	0.8%
Full-time Equivalent (FTE) positions	372.29	374.30	2.01	0.5%
<u>Department of Revenue</u>				
Authorized Positions	1,007	1,101	94	9.3%
Full-time Equivalent (FTE) positions	933.85	963.28	29.43	3.2%
<u>Secretary of State</u>				
Authorized Positions	213	215	2	0.9%
Full-time Equivalent (FTE) positions	212.77	214.03	1.26	0.6%
CONSUMER AND BUSINESS SERVICES PROGRAM AREA				
<u>Consumer and Business Services</u>				
Authorized Positions	965	966	1	0.1%
Full-time Equivalent (FTE) positions	957.36	958.03	0.67	0.1%

Position Summary

	2017-19 Legislatively Adopted Budget	2018 Committee Recommendation	Committee Change from 2017-19 Leg. Adopted Change	% Change
<u>Bureau of Labor and Industries</u>				
Authorized Positions	107	107	-	0.0%
Full-time Equivalent (FTE) positions	104.88	105.38	0.50	0.5%
<u>Health-Related Licensing Boards</u>				
Authorized Positions	21	22	1	4.8%
Full-time Equivalent (FTE) positions	20.25	20.56	0.31	1.5%
ECONOMIC AND COMMUNITY DEVELOPMENT PROGRAM AREA				
<u>Employment Department</u>				
Authorized Positions	1,298.00	1,320	22	1.7%
Full-time Equivalent (FTE) positions	1,239.78	1,259.03	19.25	1.6%
<u>Housing and Community Services</u>				
Authorized Positions	164	165	1	0.6%
Full-time Equivalent (FTE) positions	152.65	153.28	0.63	0.4%
EDUCATION PROGRAM AREA				
<u>Chief Education Office</u>				
Authorized Positions	14	15	1	7.1%
Full-time Equivalent (FTE) positions	6.75	12.50	5.75	85.2%
<u>Department of Education</u>				
Authorized Positions	551	565	14	2.5%
Full-time Equivalent (FTE) positions	537.54	544.76	7.22	1.3%
<u>Higher Education Coordinating Commission</u>				
Authorized Positions	124	130	6	4.8%
Full-time Equivalent (FTE) positions	116.20	118.45	2.25	1.9%

Position Summary

	2017-19 Legislatively Adopted Budget	2018 Committee Recommendation	Committee Change from 2017-19 Leg. Adopted Change	% Change
HUMAN SERVICES PROGRAM AREA				
<u>Oregon Health Authority</u>				
Authorized Positions	4,646	4,177	(469)	-10.1%
Full-time Equivalent (FTE) positions	4,591.03	4,274.45	(316.58)	-6.9%
<u>Department of Human Services</u>				
Authorized Positions	8,349	9,056	707	8.5%
Full-time Equivalent (FTE) positions	8,164.07	8,612.17	448.10	5.5%
<u>Long Term Care Ombudsman</u>				
Authorized Positions	25	27	2	8.0%
Full-time Equivalent (FTE) positions	24.50	25.50	1.00	4.1%
NATURAL RESOURCES PROGRAM AREA				
<u>State Department of Agriculture</u>				
Authorized Positions	489	501	12	2.5%
Full-time Equivalent (FTE) positions	370.46	375.73	5.27	1.4%
<u>Department of Environmental Quality</u>				
Authorized Positions	745	751	6	0.8%
Full-time Equivalent (FTE) positions	723.89	730.67	6.78	0.9%
<u>Department of State Lands</u>				
Authorized Positions	111	113	2	1.8%
Full-time Equivalent (FTE) positions	109.33	110.67	1.34	1.2%
PUBLIC SAFETY PROGRAM AREA				
<u>Department of Justice</u>				
Authorized Positions	1,374	1,379	5	0.4%
Full-time Equivalent (FTE) positions	1,348.42	1,355.40	6.98	0.5%

Position Summary

	2017-19 Legislatively Adopted Budget	2018 Committee Recommendation	Committee Change from 2017-19 Leg. Adopted	% Change
<u>Department of State Police</u>				
Authorized Positions	1,345	1,370	25	1.9%
Full-time Equivalent (FTE) positions	1,321.62	1,346.62	25.00	1.9%
<u>Department of Public Safety Standards and Training</u>				
Authorized Positions	152	165	13	8.6%
Full-time Equivalent (FTE) positions	150.05	157.59	7.54	5.0%
TRANSPORTATION PROGRAM AREA				
<u>Department of Transportation</u>				
Authorized Positions	4,537	4,716	179	3.9%
Full-time Equivalent (FTE) positions	4,425.34	4,502.97	77.63	1.8%
LEGISLATIVE BRANCH				
<u>Legislative Administration Committee</u>				
Authorized Positions	86	87	1	1.2%
Full-time Equivalent (FTE) positions	72.16	72.66	0.50	0.7%

Summary of Revenue Changes

The General Fund appropriations made in the bill are within resources available as projected in the March 2018 economic and revenue forecast by the Department of Administrative Services Office of Economic Analysis.

Summary of Capital Construction Subcommittee Action

HB 5201 is the omnibus budget reconciliation bill for the 2018 legislative session, implementing the statewide rebalance plan that addresses changes in projected revenues and expenditures since the close of the 2017 session. The Subcommittee approved HB 5201 with amendments to reflect budget adjustments as described below.

Statewide Adjustments

EMPLOYEE COMPENSATION DISTRIBUTION

The Subcommittee approved allocation of \$98.4 million General Fund to state agencies for employee compensation. The General Fund appropriation is expected to cover 100% of the statewide estimate of costs for compensation and benefit changes agreed to through collective bargaining or other salary agreements. Total compensation adjustments include \$98.4 million General Fund, \$2.3 million Lottery Funds, \$80.8 million Other Funds, and \$43.3 million Federal Funds.

OTHER STATEWIDE ADJUSTMENTS

Other statewide adjustments include adjustments for Pension Obligation Bond (POB) payments and fully funding the General Fund need of employee compensation for small agencies. POB adjustments generated a net cost of \$1.7 million Total Funds, but included General Fund savings of \$1.5 million.

Section 180 of the budget bill reflects the changes, as described above, for each agency. These adjustments are not addressed in the agency narratives, although they are included in the table at the beginning of the budget report.

Other statewide adjustments also reflect budget changes in multiple agencies to apply Other Fund balances generated through excess Lottery Fund reserves, excess bond proceeds, and interest earnings to debt service. A technical adjustment to the Department of Administrative Services Other Fund debt service is also included. Total net debt service savings are \$2.8 million General Fund and \$1.4 million Lottery Funds. New Other Funds expenditure limitations for the Oregon Business Development Department (\$108,109), the Department of Education (\$24,302), the Higher Education Coordinating Commission (\$24,434), and the Department of Corrections (\$42,042) are established to accommodate the use of fund balances for debt payments, while existing Other Funds expenditure limitations for a number of other agencies are collectively increased by \$3.6 million.

Sections 75, 76, 77, 95, and 170 of the budget bill reflect the changes, as described above, for each agency. These adjustments are not addressed in the agency narratives, although they are included in the table at the beginning of the budget report.

Emergency Board

As part of the 2017-19 biennium statewide rebalance plan, HB 5201 adjusts the Emergency Board's special purpose appropriations as follows:

- Eliminates the special purpose appropriation for state agencies for compensation of state employees of \$100 million, and makes General Fund appropriations to various state agencies of \$96.9 for state employee compensation changes and adjustments for Pension Obligation Bond payments.
- Eliminates the \$10 million special purpose appropriation for compensation driven by collective bargaining costs of workers who are not state employees; the bulk of these funds are appropriated to the Department of Human Services. Details on how the funding is being used is found under that agency's section of this budget report.
- Eliminates the \$200,000 special purpose appropriation to the Emergency Board for costs associated with the public guardian program and makes a corresponding appropriation to the Long Term Care Ombudsman to provide the program additional resources.
- Eliminates the \$750,000 special purpose appropriation to the Emergency Board for foster parent supports and adds the same amount of General Fund to the Child Welfare program budget within the Department of Human Services.
- Eliminates the \$3,972,118 special purpose appropriation to the Emergency Board for funding the second year of the biennium for the Chief Education Office. This bill does appropriate General Fund for the full biennium for the Chief Education Office. The Office is set to sunset at the end of the current biennium.
- Reduces the special purpose appropriation for the Department of Forestry for fire protection expenses by \$2.0 million in conjunction with a corresponding General Fund appropriation to the Department of Forestry for emergency firefighting costs during the 2017 fire season.
- Establishes a \$650,000 special purpose appropriation for the Department of Revenue for potential position reconciliation costs with the priority assigned to those in the Property Tax Division.
- Establishes a \$2,000,000 special purpose appropriation for the Oregon Health Authority for rate increases for certain residential mental health service providers.
- Establishes a \$1,656,115 special purpose appropriation to be allocated to the Secretary of State for reimbursement of Elections Division and county costs of conducting the January 2018 Special Election. The appropriation is available to reimburse eligible costs that were not reimbursed through a similar appropriation made directly to the Secretary of State for this purpose in this bill.
- Establishes a \$300,000 special purpose appropriation for Department of Human Services to increase access to ventilator-assisted services in nursing facilities.

- Establishes a \$30 million special purpose appropriation for the Oregon Health Authority or the Department of Human Services for caseload costs or other budget challenges that the agencies are unable to mitigate. Known potential challenges include changes to caseloads based on future forecasts, the agencies' ability to manage personal services expenditures including cost of living increases or other bargained costs, volatility in usage-based costs or charges for services, assessment of federal program penalties or repayments, federal law or funding changes, and legal costs.
- Establishes a new \$2.5 million special purpose appropriation for the Department of Human Services to access for the Child Welfare program as the agency continues to develop and implement its action plan to improve child safety, stabilize the workforce stability, and help foster families.

If remaining special purpose appropriations are not allocated by the Emergency Board before December 1, 2018, any remaining funds become available to the Emergency Board for general purposes.

The Subcommittee established a reservation within the general purpose Emergency Fund of \$1.0 million for the Oregon Department of Forestry for the purpose of eradication efforts of the European lineage (EU1) of *Phytophthora ramorum*, the invasive, non-native, pathogen that causes the sudden oak death (SOD) disease in tanoak and possibly damages or kills certain conifer tree species. The Oregon Department of Forestry (ODF) may request allocation of the reservation from the Emergency Board if all other sources of funding supporting SOD eradication efforts have been expended and the agency evidences that additional funding will result in a demonstrative reduction in the incidence or spread of the pathogen in Oregon.

Adjustments to 2017-19 Agency Budgets

ADMINISTRATION

Department of Administrative Services

The Subcommittee approved a one-time \$438,465 General Fund appropriation to restore to the CASA Volunteer Program that was transferred temporarily to the Department of Administrative Services (DAS) by HB 2600 (2017) and increased the Other Funds expenditure limitation by \$170,000 for the same program to accommodate payments to local CASA programs that are eligible to receive federal Title IV-E monies transferred to DAS by the Department of Human Services (DHS).

A one-time \$2.5 million Other Funds expenditure limitation increase was included for the Office of the State Chief Information Officer to support acquisition of fiber assets in partnership with Oregon State University for the establishment of a new core fiber network to support state agencies and Oregon's research universities through the "OregonFIBER" partnership. This expenditure will enable the establishment of a new public statewide core network spanning more than 2,200 miles with speeds up to 100 Gbs. In addition, the Other Funds expenditure limitation

for the State Data Center (SDC) was increased by \$779,157 on a one-time basis to pay the costs associated with moving the Oregon Youth Authority's (OYA) information technology assets into the SDC.

Technical budget adjustments necessary to finalize the consolidation of IT security positions started in the 2017-19 adopted budget for DAS were also approved. These adjustments included decreasing Other Funds expenditure limitation for the State Data Center by \$288,399 and one position (1.00 FTE), with a corresponding increase in the Office of the State Chief Information of \$288,399 Other Funds expenditure limitation and one position (1.00 FTE).

The Subcommittee approved an Other Funds expenditure limitation increase of \$132,524 in the Chief Operating Office for an economist position (0.63 FTE) dedicated to working on forecasting revenues from the sale of cannabis products and to produce the annual forecast on the supply of clean fuels. The Departments of Environmental Quality and Transportation will contribute two-thirds of the cost of the position and the Oregon Liquor Control Commission will provide the remaining one-third of the position funding for the remainder of the 2017-19 biennium, with the understanding the ongoing cost of the position will be proposed for funding through DAS rates in the 2019-21 biennium.

The Subcommittee also approved the transfer of an IT procurement position from DHS to DAS Enterprise Goods and Services by increasing the Other Funds expenditure limitation by \$152,247 and establishing one position (0.63 FTE). DHS will continue to pay for the position for the remainder of the 2017-19 biennium, with the understanding the ongoing cost of the position will be proposed for funding through DAS rates in the 2019-21 biennium.

The following one-time Other Funds expenditure limitation increases were approved for Enterprise Asset Management for the following purposes:

- \$6,250,000 for infrastructure improvements at the Mill Creek Corporate Center. Infrastructure improvements at the Center are necessary for parcels to be sold and developed. These improvements are paid for with proceeds from land sales at the Center.
- \$1,375,000 Other Funds expenditure limitation increase for six limited duration construction manager positions established in the 2017-19 legislatively adopted budget to oversee deferred maintenance projects funded through the Capital Projects Fund. At the time the budget was adopted, DAS thought the positions could be paid for using expenditure limitation from each project. Since then the Department determined that the positions should be supported through standalone Other Funds expenditure limitation for personal services.
- \$860,000 to secure and maintain the Hillcrest (\$550,000) and North Coast (\$310,000) Youth Correctional Facilities. Both facilities were transferred to DAS by OYA as surplus property. DAS will start the process of disposing of both properties in the current biennium, however, it is likely that final disposition will not occur until the 2019-21 biennium.

House Bill 5201 includes one-time General Fund appropriations to the Department of Administrative Services for the following purposes:

- \$1,895,000 for disbursement to the Rogue River Valley Irrigation District for the Bradshaw Drop Irrigation Canal project;
- \$1,100,000 for disbursement to the National Urban Housing and Economic Community Development Corporation (NUHECDC) for implementation of a program to provide affordable homes, skills training, and jobs for unemployed prior-offenders, at-risk youth, and veterans. NUHECDC is directed to provide written status reports to the Department of Administrative Services and the Legislative Fiscal Officer each quarter during the remainder of the 2017-19 biennium to document progress in meeting the program's objectives of providing affordable housing for low to moderate income Oregonians; skill training for prior-offenders, at-risk youth, and veterans; and job placement for those with barriers to quality employment;
- \$1,000,000 for disbursement to the City of Maupin for a new Civic Center that will replace the current library and City Hall;
- \$1,000,000 for disbursement to the Port of Umatilla for a new facility to house the Hermiston Chamber of Commerce;
- \$500,000 for disbursement to the City of Maupin to complete a fiber project;
- \$300,000 for disbursement to the City of Milwaukie for expansion of the Ledding Library;
- \$300,000 for disbursement to Athena's Gem, Inc for transforming the Gem Theater property into a regional art center;
- \$200,000 for disbursement to Benton County for a ranked choice voting pilot project;
- \$100,000 for disbursement to Harney County for a study of the Silves River and its drainages.

The Subcommittee added \$3,058,514 Other Funds expenditure limitation for one-time cost of issuance and special payments associated with the disbursement of proceeds from the sale of \$3,000,000 in lottery bonds for disbursement to Trillium Family Services for construction of a secure adolescent inpatient facility at the Trillium Children's Farm Home. The Subcommittee also approved an Other Funds expenditure limitation increase of \$2,050,587 for one-time cost of issuance and special payments associated with the disbursement of proceeds from the sale of \$2,000,000 in lottery bonds for disbursement to DePaul Treatment Centers for construction of a new treatment facility. The lottery bonds for both projects are authorized in in Senate Bill 5702. There is no debt service allocated in the 2017-19 biennium for these sales, as the bonds will not be sold until the spring of 2019. Debt service for 2019-21 is estimated at a total of \$864,212 Lottery Funds per biennium.

The Subcommittee approved a one-time \$1,435,000 General Fund appropriation to support operations of a Carbon Policy Office to be housed temporarily in the Department of Administrative Services. The Office will be staffed by four limited duration positions (2.32 FTE); the Governor's Carbon Policy Advisor; a Climate Policy Manager, a Project Manager, and a support staff position. The approved one-time funding includes \$650,000 for studies to examine the following areas: an economic impact analysis of a cap and trade program on Oregon's jobs and economy, leakage risk of emission intensive, trade exposed industries (ETEs); and carbon sequestration.

Office of the Governor

The Subcommittee increased the General Fund appropriation by \$222,022, and added one full-time education policy advisor position (0.50 FTE). The policy advisor position is classified as a Principal Executive/Manager G.

The Subcommittee also established a one-time \$230,772 General Fund appropriation and one limited-duration full-time Principal Executive/Manager E position (0.63 FTE), to serve as a census coordinator. The employee will coordinate state efforts to ensure an accurate census count in the federal 2020 Census. The Office is expected to request re-establishment of the position for an additional eighteen-month period in the 2019-21 biennium Governor's recommended budget.

Finally, the Subcommittee adjusted the Office budget to reflect the transfer of the Oregon Volunteers Commission for Voluntary Action and Service (Oregon Volunteers) to the Higher Education Coordinating Commission. House Bill 4163, the 2018 session program change bill, transfers the Oregon Volunteers program from the Office of the Governor to the Higher Education Coordinating Commission, effective July 1, 2018. The Subcommittee increased the General Fund appropriation for Oregon Volunteers by \$50,000, decreased the Federal Funds expenditure limitation for Oregon Volunteers by \$3,337,261, and decreased the position authorization by 0.50 FTE to reflect the transfer out of the program Director position in the middle of the biennium. The corresponding adjustments to the Higher Education Coordinating Commission are described in that section of the budget report.

Oregon Liquor Control Commission

In total, 17 permanent positions (11.34 FTE) and \$4.3 million Other Funds expenditure limitation are included for the Oregon Liquor Control Commission (OLCC). The limitation and positions are for the following issues:

- \$197,175 and one position (0.67 FTE) to serve as a Chief Information Officer at a Principal Executive Manager F level to manage, plan, implement, and upgrade the agency's disparate systems related to agency administration and regulation of alcohol and cannabis.
- \$180,000 related to increases in the agency's software licensing, maintenance, and support costs.
- \$300,000 for preliminary business case and project planning for a new online privilege tax payment and reporting system, as required by HB 2150 (2017 Session).
- \$51,122 to extend a contracted position via interagency agreement with the Oregon Health Authority that provides Geographic Information Systems (GIS) analysis to support OLCC licensing and registration information.
- \$960,000 for payments of monthly access and user fees attributable to medical marijuana registrants required to use the Cannabis Tracking System under the provisions of SB 1057 (2017 Session).
- Thirteen additional regulatory specialist positions (8.67 FTE) and an associated \$2,145,992 for OLCC responsibilities for investigations and inspections related to medical marijuana under the provisions of SB 1057. This amount assumes an estimated 2,000 medical marijuana registrants for the remainder of the 2017-19 biennium.
- Three positions (2.00 FTE) -- a Compliance Specialist 3, a Compliance Specialist 1, and an Administrative Support Specialist 1 -- and \$474,672 for additional administrative support in the marijuana program to prevent backlogs, develop and refine licensing and compliance protocols, train investigators, and review work for accuracy and consistency.

Public Employees Retirement System

The Subcommittee approved an increase of \$80,000 Other Funds expenditure limitation for the Compliance, Audit, and Risk Division and a pension and healthcare independent actuarial review. A review confirms the reasonableness and consistency of the agency's consulting actuarial firm's valuation. This is an industry best practice; the last time such a review was undertaken was in 2009. Revenue transfers from earnings on invested funds will be used to pay for these expenditures.

The bill includes an increase of \$176,661 Other Funds expenditure limitation and the establishment of one permanent full-time Principal Executive Manager E position (0.67 FTE) for an information security and risk officer position, with the instruction that the position be filled with a person professionally credentialed in information security and risk. In January of 2016, the Public Employees Retirement System (PERS) received an information security program review from an independent security consultant. The review identified numerous information security and other vulnerabilities. The executive and legislative branches of government directed PERS to undertake a comprehensive effort to remediate security vulnerabilities and standup programs for cybersecurity, disaster recovery, and business continuity, which is currently underway. The security and risk officer position will help facilitate this effort. Revenue transfers from earnings on invested funds will be used to pay for these expenditures.

The Subcommittee approved a \$487,174 Other Funds expenditure limitation increase for the Information Services Division and two permanent full-time positions, an Information Systems Specialist 6 and an Information Systems Specialist 7 (a total of 1.34 FTE). The Legislature, in 2017, enacted SB 90, which permanently reassigned responsibility for information technology security for most state agencies to the Department of Administrative Services, Office of the State Chief Information Officer. The two positions at PERS that were reassigned had duties primarily related to network operational activities rather than just information security. The agency has had to contract with a private vendor for these services at a cost of \$206,000, which has proven more expensive than restoring the two positions. The Subcommittee approved the \$206,000 on a one-time basis. Revenue transfers from earnings on invested funds will be used to pay for these expenditures.

The Oregon Investment Council (OIC) voted to move the Individual Account Program (IAP) to a target-date fund solution beginning January 2, 2018. This is an age-based approach that moves a member's IAP assets into an increasingly conservative investment portfolio. This mandatory change is expected to lower a PERS member's defined contribution benefit, and provides for no member choice to make individual investment decisions. A one-time \$200,000 Other Funds expenditure limitation increase was approved as a first installment to pay for expenditures that the agency has had to make to conform to the OIC decision.

Two technical adjustments were approved to move the State Government Service Charge and Attorney General line-items from the Compliance, Audit, and Risk Division to the Central Administration Division and the agency's Deputy Director position from the Operations Division to the Central Administration Division. This position was mistakenly moved as part of a reorganization plan approved by the Legislature in 2017. The agency-wide impact of these two adjustments nets to zero.

Department of Revenue

The Subcommittee approved a combined increase of \$2,380,791 Other Funds expenditure limitation for the Administration and Business Divisions, a \$497,420 decrease for the Core Systems Replacement program, and establishment of 13 permanent full-time positions (5.59 FTE), and 30 limited duration positions (9.38 FTE) for the implementation of HB 2017 (2017), a comprehensive transportation initiative which relies on the establishment of four new taxes. The Department of Revenue (DOR) requires supplemental funding over what was already included in the 2017-19 adopted budget for communications and outreach, information technology, return and payment processing, collections, compliance, and customer assistance. Revenue to support these expenditures will come from gross transportation tax receipts. The Legislature in 2019 will re-evaluate the ratio of electronic vs. manual filing of the payroll transit tax and the long-term need for positions. A one-time increase of \$50,000 Other Funds expenditure limitation was also approved for the Administration Division for costs related to the implementation of HB 2017. This funding is for the Processing Center Modernization project and the electronic imaging of paper documents; revenue to support this expenditure is from transportation taxes. The reduction to the Core Systems Replacement program budget of \$497,420 Other Funds expenditure limitation is to account for final contract savings.

An increase of \$1,787,696 Other Funds expenditure limitation and 11 permanent full-time positions (5.79 FTE) was established for the implementation of SB 1067 (2017), a measure to reduce and control future government costs. One element of this measure was to centralize most debt collection activity in state government within DOR. As a result, DOR requires funding for additional staff and to pay for information technology needs to manage the increase in debtor accounts. A fee will be charged to debtors to offset the cost.

An increase of \$377,227 General Fund and \$94,427 Other Funds expenditure limitation was approved for the implementation of SB 254 (2017), which requires financial institutions to participate in a data match program with DOR. Financial institutions compare a list of delinquent debtors with the names of account holders. If a match is found, DOR may administratively garnish the debtor's account. Funding is required for the initial setup as well as ongoing costs to pay financial institutions for data matching and vendor service fees. The Department of Administrative Services is directed to unschedule \$377,227 General Fund, which may be rescheduled based upon actual costs incurred by DOR.

The Subcommittee approved a decrease of \$604,613 General Fund and \$52,575 Other Funds for services and supplies expenditures as a result of savings in the Processing Center Modernization project and a re-estimation of State Data Center charges.

A one-time increase of \$604,613 General Fund and \$52,575 Other Funds expenditure limitation and the establishment of a limited duration Operations and Policy Analyst 4 in the Director's Office, two limited duration Accountant 4 positions, and one limited duration Fiscal Analyst 3 position in the Finance Unit were approved (2.42 FTE). These resources are to address the following issues: (a) any Financial Management Review findings, comprehensive external financial audit findings; (b) Secretary of State financial audit(s) findings; (c) alignment of agency,

operations with state budget and accounting systems; (d) transition to the use of the state's payroll system; (e) revamping of the cost allocation system; and (f) support for 2019-21 budget development activities.

The Subcommittee approved the following position reclassification changes, abolishments, and establishments related to the post-implementation of the Core Systems Replacement (CSR) project and Research Sections activities. The Department is able to self-fund this action by moving General Fund and Other Funds between programs, resulting in a net reduction of 6 positions (4.97 FTE). The following position actions were approved: reclassification of a Tax Audit 2 to an Operations and Policy Analyst 3; Tax Audit 2 to an Operations and Policy Analyst 3; an Administrative Specialist 1 to an Operations and Policy Analyst 3; an Information Specialist 4 to an Operations and Policy Analyst 3; an establishment of two Economist 4 positions. Additional funding for these changes comes from the abolishment of: one Administrative Specialist 2, two Office Specialist 1 positions, one Office Assistant 1, one Information Systems Specialist 3, one Office Specialist 2, and two Revenue Agent 1 positions. The six Operations and Policy Analyst 3 positions are to be assigned to the Administrative Services Division and Project Management Office and will resolve CSR issues by serving as an interface between operating programs, information technology staff, and the CSR vendor. The two Economist 4 positions are to be assigned to the Administrative Services Division and the Research Section to provide internally-focused CSR research for agency management and performance purposes.

The bill includes an increase of \$928,651 General Fund and \$192,204 Other Funds expenditure limitation and the establishment of seven permanent full-time positions (4.51 FTE) and 27 seasonal full-time positions (3.29 FTE). At the direction of the Legislature, the Department of Administrative Services, Chief Human Resources Office undertook a review of DOR's personnel policies and DOR internally reviewed positions from the budget perspective. These reviews identified numerous misalignments of human resource policy and practice, as well as positions being either: (a) unbudgeted; (b) double-filled; (c) underbudgeted; (d) misclassified; (e) a result of budgeting errors; or (f) critically needed for financial management purposes. The following table reflects the actions to remedy most of these issues and achieve needed alignment with the legislatively approved budget:

Category	General Fund	Other Fund	Position	FTE
Financial Management positions	\$220,327	\$20,646	2	1.33
Misclassifications/Reclassifications	(\$6,252)	(\$3,647)	<1>	<0.49>
Unbudgeted Positions	\$98,243	\$12,738	1	0.50
New Positions - Permanent Full-time	\$227,097	\$16,034	5	1.50
New Positions - Seasonal Full-Time	\$353,347	\$30,726	27	3.29
Unbudgeted Full-time Equivalents	\$9,268	\$8,359	--	0.25
Other Adjustments	\$26,621	\$107,347	--	1.42
Total	\$928,651	\$192,204	34	7.80

With this realignment, DOR should now return to relying upon the regular administrative process for rectifying any remaining position misalignments. The Legislature can expect that prior to the start of the 2019-21 biennium, DOR will be able to have positions: (a) correctly classified in the state's human resource and budget applications; (b) properly assigned to the correct program and subprogram; (c) appropriately funded, by revenue source, and fund-type; (d) correctly budgeted in the state's budget system; and (e) appropriately expensed in the state's payroll and accounting systems.

A special purpose appropriation to the Emergency Board in the amount of \$650,000 was approved for additional position adjustments, with the priority being given to those in the Property Tax Division. Systemic financial management and funding issues within this Division have remained unaddressed for multiple biennia. Action to address these issues had to be deferred once again due to the lack of complete and accurate financial information. The Department's request for an allocation from the special purpose appropriation will need to be based upon a comprehensive plan to permanently address the systemic issues within the Property Tax Division. The Department of Administrative Services is directed to unschedule \$339,034 General Fund in the Property Tax Division related to compensation plan changes. The funds may be rescheduled as part of the Department's submission of a comprehensive plan.

The Subcommittee approved an increase of \$184,140 Other Funds expenditure limitation and the establishment of one permanent full-time Principal Executive Manager G position (0.50 FTE) to serve as the agency's Collections Administrator and, eventually, as the Collections Division Administrator once the division is formally established next biennium. DOR is directed to move the Other Agency Accounts Section in the Business Division into a new Summary Cross Reference Program beginning with the 2019-21 biennium.

In addition, the Subcommittee directed the Department to report to the Legislature in 2019 on the following:

- A feasibility study, as directed by a budget note in SB 5535 (2017), related to the establishment of a collections division.
- Report on what collection functions were consolidated under SB 1067 (2017), from which agencies, and identify which agencies were exempt from consolidation and why. The Department is also to prepare a detailed revenue estimate, by agency and fund-type, for SB 1067 (2017) and those agency accounts subject to consolidation.
- Report on the agency's use of private collection firms and private collection firm's rates as compared to the agency's internal collection activities and rates.

The Subcommittee approved an increase of \$524,929 General Fund and \$10,713 Other Funds expenditure limitation and the establishment of seven permanent full-time positions (2.92 FTE) for a remote customer service call center.

Secretary of State

The Subcommittee established a one-time \$1,663,885 General Fund appropriation for reimbursement of Elections Division and county costs of conducting the January 2018 Special Election. These costs were not previously budgeted. The funds will reimburse costs documented as of

February 7, 2018, including \$353,922 of Elections Division expenditures, and \$1,309,963 for county costs that will be distributed to twenty-four counties. The appropriation is approved on a one-time basis and will be phased out in the agency's 2019-21 biennium budget request. The reimbursable costs of the special election are expected to total approximately \$3.32 million. The Secretary of State may request reimbursement for remaining costs from a special purpose appropriation to the Emergency Board included in the bill for this purpose.

The Subcommittee increased the General Fund appropriation for the Elections Division by \$257,306, and decreased the Federal Funds expenditure limitation by \$42,616, to finance printing and distribution of Oregon Motor Voter mailers required under state law. The funding will allow for continued distribution of notifications and postage-paid return envelopes to persons about to be registered to vote under the Oregon Motor Voter program, with instructions on how to opt-out of voter registration, and how to affiliate with a political party. The Federal government has advised that the Federal Funds previously budgeted are ineligible to be applied for this purpose. The Subcommittee also increased the General Fund appropriation for the Administrative Services Division by \$156,357, and established one full-time Information Systems Specialist 8 position (0.63 FTE), to support operational resilience and cyber security capabilities.

The Subcommittee increased the Other Funds expenditure limitation for the Administrative Services Division by \$139,367, and established one limited-duration full-time Training and Development 2 position (0.63 FTE) in the Office's Human Resources Division. The expenditure limitation increase is provided on a one-time basis and will phase out in the development of the Office's 2019-21 current service level budget. The Secretary may request reestablishment of the position as a permanent position in the 2019-21 biennium agency request budget.

Finally, the Subcommittee approved two technical adjustments to the agency budget. The Subcommittee transferred \$347,900 General Fund from the Elections Division to the Administrative Services Division to correct the impact of the phase-out of one-time funding for the Election Night Reporting System. The Subcommittee also reallocated funding for state government services charges, decreasing General Fund appropriations by a total of \$32,651, decreasing Other Funds expenditure limitations by a total of \$172,854, and increasing the Federal Funds expenditure limitation by \$160,505.

State Treasurer

The Subcommittee approved an increase of \$1.8 million General Fund for services and supplies for the Oregon Retirement Savings Board (ORSB), which brings the 2017-19 approved budget to \$4 million General Fund. The supplemental increase is to pay for outreach and marketing. A General Fund appropriation continues to be required to fund the ORSB's operating expenses until sufficient Other Funds revenue can be generated to support the Board. General Fund expenditures are to be repaid with future administrative fees. A current accounting of the loan for the 2015-17 biennium and the 2017-19 biennium, if this request is approved, totals \$5.3 million. At present, there is no identified timeline for the repayment of this loan, which is dependent upon a level of program participation large enough to generate fee revenue to both operate the ORSB and repay the state's General Fund loan.

The Subcommittee also directed the State Treasury to report to the Interim Joint Committee on Ways and Means or the Emergency Board in May 2018 on investment expenses related to the Oregon Public Employees Retirement Fund.

CONSUMER AND BUSINESS SERVICES

Department of Consumer and Business Services

An increase in the Federal Funds expenditure limitation for the Department of Consumer and Business Services (DCBS) of \$810,000 is included in the bill for the Senior Health Insurance Benefit Assistance program (SHIBA) providing outreach, education, and financial support to seniors to maximize their Medicare benefits. The program is funded through several federal grant programs including the Safety and Health Investments Projects (SHIP) program, the Medicare Improvements for Patients and Providers Act (MIPPA), and the Senior Medicare Patrol (SMP) program. The additional expenditure limitation allows DCBS to expend federal amounts received that were in addition to those amounts originally anticipated in the agency's budget.

The Subcommittee approved a one-time only increase in the Federal Funds expenditure limitation for DCBS of \$1,157,514 and authorized the establishment of a limited-duration position (0.67 FTE) in conjunction with a federal grant award from the U.S. Department of Health and Human Services (DHHS) for the planning and implementation of health insurance market reforms through the Health Insurance Enforcement and Consumer Protections (HIECP) grant program. The grant will be used to fund a limited-duration Market Conduct Field Examiner position and to replace up to 10% of the existing funding for three market Analyst positions and a Grant Coordinator position at a total cost of \$281,261 in the 2017-19 biennium. The savings in Other Funds for the existing positions will be recognized in the program's fund balance. DCBS has budgeted \$876,252 of the remaining grant funding for contracted services to provide consulting services by experienced clinicians with pharmaceutical expertise to review formularies and create standard operating procedures to ensure form filing reviewers can accurately review formularies and related documentation submitted by insurers.

An increase in the Other Fund expenditure limitation for DCBS of \$118,392 was approved to reclassify positions in the Workers' Compensation Division and the Division of Financial Regulation. The change impacted three positions in total and each of the reclassification requests were reviewed and approved by the Department of Administrative Services, Chief Human Resources Office.

Bureau of Labor and Industries

Other Funds expenditure limitation in the amount of \$275,000 is included, and 0.50 FTE added to an existing position on a limited duration basis, for the Bureau of Labor and Industries (BOLI) related to a grant award for apprenticeship expansion and diversification. The grant was awarded to the Higher Education Coordinating Commission (HECC) in August 2016, which will pass funding through to BOLI to execute its responsibilities per the grant application. Those responsibilities include data base improvements, a searchable web application for

apprenticeship records review, cultural competency training, and months added to an existing Apprenticeship Representative position, which serves as a liaison between BOLI and other workforce partners. At its September 2017 meeting, the Interim Joint Committee on Ways and Means recommended the additional expenditure limitation and the addition of twelve months (0.50 FTE) on a limited duration basis to the position; the performance period of the grant is not anticipated to extend beyond the 2017-19 biennium.

Health-Related Licensing Boards

The Subcommittee approved an increase in Other Funds expenditure limitation of \$24,000 for the Occupational Therapy Licensing Board for conducting fingerprint background checks on new applicants.

The Subcommittee approved an increase of \$131,158 Other Funds expenditure limitation and the establishment of a permanent half-time Investigator 2 position (0.31 FTE) for the Board of Speech-Language Pathology and Audiology to address the Board's costs related to investigations. Included in the \$131,158 increase is \$42,587 for personal services, \$3,571 services and supplies, \$60,000 for professional services, and \$25,000 for Attorney General costs.

An increase of \$46,111 Other Funds expenditure limitation is included for the Veterinary Medical Examining Board for costs related to the veterinary facility inspection program established by HB 2474 (2015). The increase in limitation will be used to fund the cost of the full-time inspector position at a salary level higher than the budgeted step 2 and includes services and supplies for travel and per diem costs.

ECONOMIC AND COMMUNITY DEVELOPMENT

Oregon Business Development Department

The Subcommittee increased Lottery Funds by a total of \$1,500,000, to provide one-time support for three programs: \$500,000 was provided for the City of Warrenton to finance the rebuilding of a dock destroyed by fire; \$500,000 was provided for the Port of Cascade Locks to finance infrastructure and business recruitment at the Port's Business Park; and \$500,000 was provided for deposit into the Local Economic Opportunity Fund, to assist community economic resilience planning.

The Subcommittee also transferred \$1,250,000 of Lottery Funds expenditure limitation from the Strategic Reserve Fund program to the Oregon Growth Fund. The Lottery Funds expenditures for the Oregon Growth Fund are approved on a one-time basis and will be phased out in the development of the agency's 2019-21 biennium current service level budget. The Oregon Growth Board will utilize the Oregon Growth Fund moneys as allowed to increase capital to the state's early-stage small businesses.

Other Funds expenditure limitation of \$642,194 was approved for repairing and improving docks owned by the Port of Brookings Harbor. Lottery bonds were approved to finance this project in the 2017 session, but because of an error, expenditure limitation of the bond proceeds

was not added to the agency budget. This additional Other Funds expenditure limitation corrects this error and permits the agency to distribute the bond proceeds, which are expected to be issued in the spring of 2019. The Federal Funds expenditure limitation was increased by \$703,125 to accommodate expenditure of federal grants awarded under the State Trade Expansion Program.

Employment Department

Other Funds expenditure limitation of \$5,574,000 and 22 limited duration positions (19.25 FTE) are added to the 2017-19 budget for the Oregon Employment Department (OED) related to a grant received to fund enhanced employment services to Supplemental Nutritional Assistance Program eligible customers. OED will contract with the Department of Human Services to provide these services to their customers. Funding and FTE are not assumed to be included in calculations for service delivery in subsequent biennia.

Housing and Community Services Department

A General Fund appropriation in the amount of \$5,000,000 was added as a one-time enhancement to the 2017-19 legislatively approved budget for the Housing and Community Services Department for homeless shelter capacity and homelessness prevention services provided through the Emergency Housing Account Program. This additional funding is not intended to go through the Department's regular funding formula, but instead will be distributed as follows:

- Multnomah County: \$2,373,351
- Lane County Human Services Division: \$498,399
- Central Oregon Neighborhood Impact: \$319,485
- Clackamas County Mobile Housing Services: \$782,107
- Jackson County Community Action Agency (ACCESS): \$228,202
- Options for Homeless Residents of Ashland: \$35,000
- Mid-Willamette Valley Community Action Agency for additional shelter efforts outside of Salem: \$50,000
- Community Connection of Northeast Oregon, Inc: \$141,483
- Washington County Community Action: \$571,973

This amount is intended for the 2017-19 biennium only, and is not intended to factor into calculations of future, ongoing service levels. The following budget note was included.

Budget Note:

The Housing Stability Council, in alignment with preliminary findings from the Statewide Housing Plan, shall make recommendations to the Director of Oregon Housing and Community Services about how to prioritize funding for the Emergency Housing Account and the State Homeless Assistance Program to ensure that funds are being spent as efficiently and effectively as possible.

At a minimum, the Council shall consider how the use of funding incentivizes regionally and nationally recognized best practices, and outcome oriented strategies, to create a more effective system to prevent and reduce homelessness.

The Director shall present recommendations to the Legislature by February 28, 2019.

A one-time General Fund appropriation in the amount of \$200,000 was included for costs related to creating a youth shelter for unaccompanied minors in Salem.

Due to an oversight, Other Funds expenditure limitation in the Housing and Community Services Department 2017-19 legislatively adopted budget was insufficient to accommodate the transfer of General Fund that is spent by the Department as Other Funds. Technical adjustments are included to increase other funds expenditure limitation, attributable to 2017-19 General Fund support for the following HCSD programs:

- Emergency Housing Assistance program: \$18,200,000
- Rent Guarantee Program: \$125,000
- Wildfire Damage Housing Relief program: \$150,000

Lottery Funds expenditure limitation in the amount of \$1,150,000 was added on a one-time basis to the Housing and Community Services Department budget pursuant to a plan presented by the Housing and Community Services Department and the Oregon Department of Veterans' Affairs. The agencies were directed via budget note to present a plan to utilize \$1,150,000 of Lottery Funds associated with the passage of Measure 96, allocated during the 2017 session to the Housing and Community Services Department for veterans' homelessness and housing issues. The expenditure limitation will be utilized to develop a by-name registry of homeless veterans in selected communities, a limited duration veteran homelessness integrator position (0.63 FTE) to serve as designated staff in assisting communities that develop the by-name registry, development of new affordable housing units for veterans, and funding for eligible veterans that need improvements or special accommodations to homes they own. A total of \$350,000 in Lottery Funds expenditure limitation was approved for emergency housing assistance services to veterans during the 2017 legislative session, also considered one-time.

Oregon Department of Veterans' Affairs

The Subcommittee approved increasing Federal Funds expenditure limitation by \$500,000 for transportation of veterans' in highly rural areas, with the understanding that the Department of Administrative Services will unschedule the limitation increase until the Oregon Department of Veterans' Affairs (ODVA) has been notified that its application for the federal FY2018 Highly Rural Transportation Grant has been successful. ODVA received authorization from the interim Joint Committee on Ways and Means to apply for the FY2017 Highly Rural Transportation Grant and to continue to apply for future annual renewal grants. The increase results in total Federal Funds expenditure limitation of \$1 million, which will accommodate ongoing receipt and disbursement of the annual \$500,000 grants.

Lottery Distributions to Counties for Economic Development

The Subcommittee approved the following actions relating to the distribution of Lottery Funds to counties for economic development. Following the last quarterly transfer of Oregon State Lottery revenues to counties each biennium, the Joint Committee on Ways and Means shall compare the amounts transferred to each county during the biennium to the amounts that would have been transferred to each county during the biennium pursuant to ORS 461.547. The Committee shall review the impact of adjusting the amounts that were transferred to the amounts that would have been transferred pursuant to ORS 461.547 on the state budget and on the ability of the counties to accommodate any funding reductions.

EDUCATION

State School Fund

The Subcommittee approved a decrease of \$70,961,313 General Fund and an increase of \$70,961,313 Lottery Funds for the State School Fund, which reflects the balancing of available Lottery Funds across the entire state budget. Overall, there is no net change from the total \$8.2 billion provided in the 2017-19 legislatively adopted budget.

Department of Education

The Subcommittee approved additional Other Funds expenditure limitation of \$39,312,315 for the Oregon School Capital Improvement Matching program in the Oregon Department of Education (ODE). This amount represents the estimated proceeds available for the program from bonds issued during the 2015-17 biennium for distribution during 2017-19. This amount was inadvertently not included in the 2017-19 budget for ODE. An increase in Other Funds expenditure limitation of \$750,000 is also included for funding received through an interagency agreement with the Department of Human Services for child care worker professional development.

An increase of \$1,980,708 General Fund and 14 positions (7.72 FTE) were approved for the Office of Child Care in the Early Learning Division to address safety and quality issues in the child care system, as well as to provide funding for testing of lead contamination in drinking water in child care facilities. Three Compliance Specialist 2 positions (1.62 FTE) are added to reduce the caseloads for existing staff who currently face caseloads of 1 inspector to 150 facilities, which is significantly above the suggested ratio of 1 to 50. Another three Compliance Specialist 3 positions (1.74 FTE) are added for providing training to licensing staff, reviewing findings of enforcement actions, leading case reviews, and reducing caseloads. Three management positions were also approved -- a Principal Executive/Manager E (0.58 FTE) for a Licensing Manager, a PEM D (0.54 FTE) for a regional manager in Medford, and a PEM C (0.54 FTE) for a Background, Intake and Customer Service manager. The Subcommittee also approved five limited duration Compliance Specialist 2 positions (2.70 FTE) for a pilot program in collaboration with the Department of Human Services (DHS). This pilot program will provide teams of ODE and DHS staff to jointly investigate neglect and other cases

that take place in a child care facility. Total funding of \$1,740,912 General Fund will support these positions and associated costs. The remaining \$239,796 is to offset the cost of testing drinking water for lead contamination in child care facilities.

The Subcommittee approved a one-time General Fund appropriation of \$250,000 for a grant to the Salem-Keizer Education Foundation to assist in the funding for the Mike McLaran Center for Student Success which provides a variety of services for students of the Salem Keizer School District. The Center provides services relating to: (1) college preparation and awareness; (2) career exploration and exposure; (3) academic supports like tutoring and mentoring; and (3) social supports.

Budget Note:

The Oregon Department of Education is instructed to use one-time funding from the Network for Teaching and Learning to provide up to \$100,000 to support the Civic Scholars program under HB 2955 (2015) for the annual Oregon Civics Day for Teachers for the 2018-19 school year. This program provides ongoing professional development for civics teachers across the state.

Budget Note:

Before disbursing any matching funds from the Connecting Oregon Schools Fund to provide schools with broadband access, the Oregon Department of Education shall consult with the Office of the State CIO in order to prioritize the disbursement of matching funds so as to leverage existing public fiber assets to the greatest extent possible. The Oregon Department of Education shall provide a report on the disbursement of funds to the Joint Committee on Information Management and Technology during the first Legislative Days after the disbursement of funds. The report shall identify the schools benefitting from the matching funds, the status of any broadband deployments, the broadband speed available per user, and the extent to which the disbursements leverage existing public fiber.

Higher Education Coordinating Commission

The Subcommittee approved a net increase of \$65,049 General Fund for Higher Education Coordination Commission (HECC) operations to fill budget gaps related to Enterprise Technology Services (ETS) charges and funding for Client Services from the Department of Administrative Services (DAS). At the end of the 2017 legislative session, HECC had not yet received a firm estimate of the increased ETS charges resulting from the required move of post-secondary related data systems to the ETS servers. Now a firm estimate is known resulting in a \$263,275 shortfall in the HECC operations budget. The second shortfall is due to reducing the HECC operations budget twice for DAS Client Services charges as the agency hired staff to perform payroll and human resources functions formerly provided through DAS Client Services, leaving a \$161,774 General Fund gap in the budget. Also related to this second item is an \$11,030 increase in Other Funds expenditure limitation and \$198,541 increase in Federal Funds expenditure limitation. The combined \$425,049 General Fund budget hole is largely offset by \$360,000 of savings for Open Education Resources (HB 2729; 2017 Session) that are no longer required; the net result is the need for the \$65,049 General Fund.

The Subcommittee also approved continuation of nonlimited authority to HECC to make Other Funds expenditures necessary to disburse general obligation bonds sold during the 2013-15 biennium for the benefit of public universities. HECC has approximately \$31 million in bond proceeds from 2013-15 issuances that are expected to be disbursed during the 2017-19 biennium. An increase of \$1,219,645 in Other Funds expenditure limitation was also approved for HECC for the issuance costs of general obligation and Lottery bonds sold for public universities. These include XI-G, XI-Q, XI-F, and Lottery bonds.

A \$250,000 General Fund appropriation to HECC was approved for the Oregon Volunteers Commission for Voluntary Action and Service program. The primary program administered by this Commission is AmeriCorps which requires a state match for administrative costs. This program is currently in the Governor's Office and is being transferred to HECC effective July 1, 2018. Six positions (2.25 FTE) are established in HECC including three full-time positions -- Director (0.50 FTE), a Program Analyst 2 (0.50 FTE), Administrative Specialist 1 (0.50 FTE); and three part-time positions -- Accountant 2 (0.25 FTE), Procurement Specialist 2 (0.25 FTE), and Administrative Specialist 1 (0.25 FTE). An increase in Federal Funds expenditure limitation of \$3,606,774 was also approved for the federally funded program administrative costs and for the AmeriCorps grants for the second year of the biennium. A General Fund appropriation of \$50,000 was approved for the Governor's Office to provide sufficient state match for the first year of the biennium, as well as a decrease in Federal Funds expenditure limitation of \$3,337,261 to reflect the transfer of the program to HECC in the second year of the biennium.

Two one-time appropriations were approved through HECC for public universities. The first is a \$250,000 General Fund investment for a Portland State University/Oregon Health and Science University Center for Violence Prevention Research, Education, and Practice. The work of the Center is to research identifying causal factors and other social determinants of health that are linked to various health conditions and dangerous outcomes (e.g., abuse or motor vehicle accidents), distribution of culturally and geographical appropriate best practices, and improved public awareness. Funding is to be distributed to the hospital operations component of the Oregon Health and Science University. The second appropriation of \$3,000,000 General Fund is to provide a portion of the match for federal funds for a project at Oregon State University's Northwest National Marine Renewable Energy Center (NNMREC). The project is the Pacific Marine Energy Center South Energy Test Site which is a wave energy test site off the Oregon Coast. An \$800,000 General Fund appropriation was provided in 2016 as part of the match for the first \$5 million in federal funds for this project; this \$3.0 million will help secure the remaining \$35.0 million in federal funds. An additional \$1.6 million state contribution may be required for the 2019-21 biennium for the project.

Debt service on outstanding Article XI-F (1), Article XI-L, and Article XI-G general obligation bonds issued for the benefit of the Oregon Health and Science University (OHSU) is transferred from the Department of Administrative Services (DAS) to the Higher Education Coordinating Commission (HECC). HB 4163 includes statutory changes necessary for the transfer, including the requirement that HECC request General Fund debt service on outstanding OHSU Cancer Challenge Article XI-G bonds and that HECC may enter into agreements with OHSU related to debt service payments. The amount of the transfers reflects a May 1, 2018 effective date. Debt service in DAS's budget for OHSU is reduced by \$11,785,250 General Fund (XI-G bonds) and \$21,346,063 (XI-F and XI-L bonds). The debt service budget for HECC is increased by \$11,760,817

General Fund and new limitation of \$21,069,924 Other Funds is established. The net difference in amounts between the two agencies reflects current projections of debt service needs for the 2017-19 biennium. Consolidating debt service on outstanding state bonds issued for the benefit of OHSU does not make or imply any changes to OHSU's long standing direct relationship with the State of Oregon by which OHSU is governed, and no authority over OHSU is being transferred or granted to HECC.

Chief Education Office

The Subcommittee approved a total 2017-19 budget for the Chief Education office of \$8,207,271 General Fund after factoring in the adjustments for employee compensation in this bill as well as the statewide savings included in HB 5006 (2017). The 2017 Legislature approved a net General Fund budget for the first year of the biennium of \$3,652,812 (\$4,022,118 in the agency's budget bill (HB 5522) minus the statewide savings of \$369,306 in HB 5006). HB 5522 also included a \$3,972,118 special purpose appropriation to the Emergency Board for the second year of the biennium. This bill adds to the first year's funding to also cover second year's costs, and repeals the special purpose appropriation from SB 5522 (2017).

The General Fund appropriation in this bill reflects the two-year amount authorized for the coordination and research role of the Office as well as the funding for the Statewide Longitudinal Data System (SLDS). This amount includes an increase of \$1,640,000 General Fund for the completion of developing the SLDS. The development of the SLDS was not completed during 2015-17 and \$1.9 million was reverted to the General Fund at the close of the 2017-19 biennium. This SLDS funding will be used to complete payment for the primary contractor, an extension of the third-party Quality Assurance contractor, costs to transition the SLDS to the updated version of the relational database management system at the State Data Center, and provide full funding for the project's state positions.

The appropriation amount reflects staffing changes from the first year of the biennium which moves the agency to more of a research organization given that the development of the SLDS is nearing completion. These changes include elimination of a Principal Executive/Manager (PEM) G position which was the STEM/CTE Director and a PEM F position which was the Education Innovation Officer. A PEM F position which acts as the Public Affairs Director is reclassified to an Operations and Policy Analyst 4. An Executive Specialist position was reduced to a half-time position. Finally, a Solutions Architect position was added to the SLDS staff. The result of these staffing changes reflects a decrease in FTE from 6.75 for the first year of the biennium to 5.75 FTE in the second year. As part of these changes, \$222,002 General Fund was provided for one Policy Advisor in the Governor's Office since the Chief Education Officer will no longer perform this function.

HUMAN SERVICES

Oregon Health Authority

HB 5201 adjusts the Oregon Health Authority (OHA) budget for updated program caseloads, costs, and revenues to “rebalance” the budget. This information was presented at the January 2018 meeting of the Interim Joint Committee on Ways and Means. At that time, the agency’s rebalance plan resulted in an overall General Fund shortfall of \$30.5 million. This net position included budget problems of \$51.5 million related to federal match rate changes, loss of hospital assessment revenue resulting from the delay caused by the referendum to repeal parts of HB 2391, and a community mental health General Fund shortfall related to marijuana tax revenues. Savings of \$21.1 million General Fund resulted mostly from Medicaid caseload savings and lower than budgeted Medicare premium costs. While total caseload is up, General Fund costs are down slightly.

The rebalance plan also increased Federal Funds expenditure limitation related to the increased caseload forecast, as well as federal funding adjustments that were missed in the legislatively adopted budget for the Hospital Transformation Performance Program and Hepatitis C treatment services.

The agency identified a number of budget risks, including caseloads, the implementation of new quality and access programs for the Oregon Health and Science University and rural hospitals, and several ongoing and emerging issues that the agency is in the process of analyzing.

The Subcommittee approved the agency’s rebalance plan, but with significant changes. The community mental health General Fund shortfall of \$16 million related to marijuana tax revenues was not funded. This issue will be resolved for the current biennium, assuming passage of SB 1555, and additional General Fund was not needed. This issue will need to be revisited for the 2019-21 budget. The Subcommittee also approved \$17.2 million of additional hospital assessment revenue remaining from the 2015-17 biennium, which will be used in the budget in place of General Fund. In addition, the Subcommittee approved several new budget adjustments. The final adjustments, before the transfer of eligibility services is considered, result in a decrease of \$3.5 million General Fund in the agency.

In addition, a total of \$39.0 million General Fund is moved from OHA to the Department of Human Services (DHS) to reflect the transition of all Medicaid eligibility services to DHS, based on an effective date of April 1, 2018. This includes the transfer of 476 positions (320.37 FTE), as well as costs associated with the ONE eligibility system. Total budget adjustments, including the transfer, result in a \$266.0 million increase in the agency’s total funds budget and a \$42.7 million reduction of General Fund. These numbers do not include budget changes related to employee compensation cost changes, which total \$18.1 million General Fund and \$30.2 million total funds, and are also included as part of HB 5201.

The Subcommittee recognized the ongoing risk of caseload forecast changes, as well as the potential risk in OHA of various eligibility and payment issues that are currently being analyzed. A special purpose appropriation of \$30 million is made to the Emergency Board for caseload costs or other budget challenges in either OHA or DHS.

A more detailed description by program area follows.

Health Systems Division

The budget adjustments in HB 5201 reflect a net \$39.5 million decrease in General Fund in the Health Systems Division (HSD), with a \$44.4 million increase in Other Funds expenditure limitation, a \$245.2 million increase in Federal Funds expenditure limitation, and a reduction of 477 positions (321.70 FTE). This includes a budget reduction of \$36.4 million General Fund because of the transfer of all eligibility services to DHS.

General Fund costs increase primarily as a result of the following issues. Final federal match rates for FY 2019 resulted in a General Fund cost of \$16.7 million for the biennium. In addition, the referendum to repeal parts of HB 2391 (2017) resulted in a loss of hospital assessment revenue of \$15 million which must be covered with General Fund. The referendum delayed the additional 0.7% assessment on larger hospitals from October 5, 2017 to January 1, 2018; that assessment cannot be imposed retroactively. Finally, a small increase in the community mental health caseload (Guilty Except for Insanity population) results in a need for \$0.9 million General Fund.

These costs are more than offset by General Fund savings in HSD. Medicare Part B premiums increased less than budgeted, resulting in a General Fund savings of \$3.8 million. Oregon pays these premiums for clients that are eligible for both Medicare and Medicaid. Savings of \$15.9 million General Fund result from the new Fall 2017 Medicaid caseload forecast, as compared to the Spring 2017 caseload forecast on which the legislatively adopted budget was based. Overall, the forecast is up 1.5% or about 15,000 clients, resulting in an increased total funds cost. However, categories with the highest increases include the Affordable Care Act population and the Children's Health Insurance Program, both of which have very high federal match rates. Categories showing decline include those with higher state costs, such as the Children's Medicaid Program and Pregnant Women. The net result is a savings to the General Fund, but an increase in Federal Funds expenditure limitation of about \$150 million. Additional hospital assessment revenue of \$17.2 million is available from the 2015-17 biennium, which will be used in the budget in place of General Fund. Finally, the forecast for tobacco tax revenues is up slightly, resulting in reduced need for General Fund of \$1.5 million.

The Subcommittee approved an additional \$245.2 million in Federal Funds expenditure limitation for HSD related to the increased caseload forecast, as well as federal funding adjustments that were missed in the legislatively adopted budget for the Hospital Transformation Performance Program and Hepatitis C treatment services. The net includes a reduction of Federal Funds limitation of \$98.4 million related to the transfer of eligibility services to DHS.

The Subcommittee approved a special purpose appropriation to the Emergency Board of \$2 million, to be available for rate increases for certain residential mental health service providers, if needed. The agency has also identified \$3 million of internal resources that can be used for this purpose. The agency is in the process of conducting a thorough rate analysis in order to produce a standard rate or set of rates. Currently, different providers are paid different rates, partly depending on when they originally signed contracts with the agency. In addition, not all providers can bill for all types of reimbursement. The agency began working on this analysis during the summer of 2017, starting with data collection from providers. Although additional data collection and analysis is needed, OHA hopes to review rates for those providers in the lowest range of per-bed revenues and operating margins by summer of 2018, in anticipation of an interim rate adjustment for these providers. After completion of data collection and analysis, another rate adjustment may be necessary for other providers. This work is not expected to be completed until the end of the year. Another \$152,500 General Fund is provided to OHA for actuarial services and to provide technical assistance to providers with data collection and billing.

General Fund was increased by \$950,000 to supplement existing funding for the school-based mental health capacity fund. This fund is run by OHA to provide funding to place mental health providers in school-based health centers and in schools without school-based health centers. The current 2017-19 funding level, before this addition, is \$8.1 million General Fund. While funding is primarily used to support mental health therapists, there are other needs for funding that support the therapists, such as rural transportation, reconfiguring school environments to support a suitable space, and materials for education and outreach. For purposes of building the 2019-21 budget, these programs are considered ongoing. The Subcommittee included the following direction:

Budget Note:

The Oregon Health Authority will use this additional funding to supplement the existing capacity grant program. Applicants should be encouraged to list potential community partnerships; other local, foundation or CCO financial participation; and how the efforts respond to adverse childhood experiences, critical mental or behavioral health challenges facing youth, or ensuring school and student safety. The proposals could be through direct funding of in-school services and/or leveraging other community resources and partnerships. The agency is encouraged to pass through these dollars to school and education service districts or their key partners, process applications in an efficient and timely manner, and to report back to the appropriate interim Committees by January 1, 2019 as to number of proposals received and project funding granted.

A General Fund appropriation of \$900,000 was approved to expand the current Oregon Psychiatric Access Line program at Oregon Health and Science University (OHSU). The program currently provides telephone or electronic real-time psychiatric physician consultations to primary care providers caring for children and adolescents. The funding resides in the OHA budget and is provided to OHSU through contract. This \$900,000 will allow the program to expand to provide access to the Oregon Psychiatric Access Line for primary care providers caring for individuals 19 years of age or older. For purposes of building the 2019-21 budget, these programs are considered ongoing.

The Subcommittee approved a General Fund appropriation of \$150,000 to help fund one-time capital costs for a sobering center located in Salem. This is a partnership among several groups, including the City of Salem, Marion County, Marion County Sheriff, Marion County Chief, Salem Hospital, Mid-Willamette Valley Community Action Agency, and Bridgeway Recovery Services.

Health Policy and Analytics

The Subcommittee approved an Other Funds expenditure limitation of \$10 million to allow additional revenues received in the Health Care Provider Incentive Fund to be spent on workforce training programs and/or provider incentive programs. It is anticipated that the inter-governmental transfer mechanism with OHSU that is related to fee-for-service expenditures will generate roughly \$8-10 million during the 2017-19 biennium that will be available for these programs. For purposes of building the 2019-21 budget, these programs are considered ongoing.

Public Health

HB 5201 includes \$0.7 million General Fund to support rising caseloads in the Breast and Cervical Cancer Screening Program because of increased outreach, at the same time as the Komen grant revenues for the program have declined over time. Based on agency projections, this funding will allow the program to adequately serve the over-50 age group. The intention is that younger women (of reproductive age) will be able to access screenings through the CCare program and the new funding from HB 3391, which funds reproductive health services for women who are eligible for Medicaid except for their immigration status. The agency will continue to monitor the caseload and service levels for these programs to be sure that specific gaps in coverage do not result from these changes.

The CCare program closed out the 2015-17 biennium with an excess of \$3 million Other Funds revenues. These were distributions of revenue from the Medical Marijuana Program during the 2015-17 biennium; CCare no longer receives medical marijuana revenues in the 2017-19 biennium. These revenues will be returned to the Medical Marijuana Program. It is anticipated that additional resources will be needed in the Medical Marijuana Program during the 2019-21 biennium.

The Subcommittee approved an additional 4 positions (2.62 FTE) for the Medical Marijuana Program. That 2.62 FTE includes increasing two existing partially funded positions to full-time. As a part of SB 1057, the major marijuana bill from the 2017 session, this program was reduced by 16 positions. In addition, 6 more vacant positions were eliminated as part of the agency budget. All Compliance Specialists were eliminated from the staff as of July 1, 2018. At the time, it was estimated that most processors, dispensaries, and growers would move to the recreational marijuana program under the Oregon Liquor Control Commission (OLCC). While most processors and dispensaries have moved, most of the 30,000 growers still remain with OHA. It is essential that the program has the capability to do the compliance work necessary to enforce medical marijuana laws, as well as maintain administrative functions. An increase of \$1.4 million Other Funds expenditure limitation is included. The appropriate staffing level for this program will be reexamined as part of the agency budget process during the 2019 legislative session, when more data is available on numbers of growers remaining with the Medical Marijuana Program.

SB 1057 also required OHA to enter into an agreement with OLCC to use its cannabis tracking system to track the propagation, processing and transfer of medical marijuana. The bill also required OHA to establish a new fee to cover these costs and to transfer all resulting revenue to the Marijuana Control and Regulation Fund for use by OLCC to pay program costs. OHA implemented, by rule, an annual fee of \$480, identical to the fee already in place for recreational marijuana users of the system. This is expected to result in \$3.6 million of revenues to be transferred to the Fund. A budget adjustment of \$3.6 million Other Funds expenditure limitation is included allowing the agency to transfer those resources.

Two positions (0.50 FTE) are added to the Health Licensing Office to address the added workload associated with HB 4129, issuing residential care facility administrator licenses. The additional Other Funds expenditure limitation needed for this change can be absorbed within the agency's existing expenditure limitation.

The budget includes an increase of \$10.8 million Other Funds expenditure limitation, which allows the agency to spend available revenues on enhancements to the Women, Infants, and Children (WIC) Information System Tracker. These revenues were recovered through a lawsuit after an earlier WIC contractor failed to fulfill contract requirements.

Central Services/Statewide Assessments and Enterprise-Wide Costs

Budget adjustments include the use of leftover bond proceeds from the Oregon State Hospital Replacement Project to pay debt service, freeing up \$1.4 million General Fund for other purposes. The transfer of eligibility services and the ONE system to DHS results in a reduction of \$2.8 million General Fund in Statewide Assessments and Enterprise-wide Costs. This includes the transfer of funding needed to pay usage-based assessments related to the Processing Center, such as Enterprise Technology Services, as well as facility costs, starting April 1, 2018.

Department of Human Services

Many of the budget adjustments in HB 5201 for the Department of Human Services (DHS) are driven by actions needed to rebalance the agency's budget and realign work between DHS and the Oregon Health Authority (OHA). At the January 2018 meeting of the Interim Joint Committee on Ways and Means, the agency presented a rebalance report tied to several dynamics affecting DHS' budget. These include savings or funding gaps due to changes in caseload and costs increases; costs associated with negotiated collective bargaining agreements for non-state employees; and other program changes or issues arising since the 2017 legislative session.

Overall, the DHS rebalance plan projects savings of \$4.3 million General Fund; the calculation assumes availability of \$9.7 million from the special purpose appropriation for non-state employees and excludes the transfer in of Medicaid eligibility staff from OHA since those additional costs also come with funding from OHA. The \$4.3 million in General Fund savings consists of \$20.1 million in net savings from caseload and cost per case updates offset by \$15.8 million in other costs, which are mostly due to a decrease in the federal Medicaid match rate.

The rebalance plan approved by the Subcommittee is generally consistent with the DHS request from January; initial rebalance assumptions around cost projections in the Intellectual and Developmental Disabilities (IDD) and Employment Related Day Care (ERDC) programs have been modified. Notably, the revised IDD assumptions will allow the agency to delay action on program eligibility or service changes until at least next biennium; this timeframe supports further vetting of options during the 2019 legislative session, if warranted or desired. Since the January report, the timing of the formal transition of Medicaid eligibility services to DHS from OHA was shifted from March 1 to April 1, 2018, which drives different numbers for that action.

The Subcommittee also approved new budget adjustments or investments, including the agency's request to use rebalance savings to address workload and backlog issues in the background check unit. Additional funding was provided for Oregon Food Bank and positions were added to help the Child Welfare program address its most immediate needs.

While many issues are covered in the DHS rebalance plan and by other budget adjustments, budget risks do remain. These include changes to caseloads based on future forecasts, the agency's ability to manage personal services expenditures including cost of living increases or other bargained costs, volatility in usage-based costs or charges for services, assessment of federal program penalties, federal law or funding changes, and legal costs. The Subcommittee acted on these risks by, as noted previously, approving a \$30 million special purpose appropriation to the Emergency Board for both DHS and OHA to access if caseload costs or other budget challenges prove to be unmanageable.

A more detailed description of significant budget changes by program follows.

Self Sufficiency Programs

The budget adjustments approved by the Subcommittee for the Self Sufficiency Programs (SSP) increase the budget by \$44.8 million General Fund (\$137.3 million total funds) and 475 positions (319.66 FTE). The increase is primarily due the transition of Oregon Health Plan eligibility work and staff from OHA to DHS.

The fall 2017 forecast projects the 2017-19 overall Supplemental Nutrition Assistance Program (SNAP) caseload to be 5.3% lower than earlier estimates, which equates to serving 6,759 fewer households over the biennium. Caseloads in the Temporary Assistance for Needy Families (TANF) cash assistance programs are up 2.5% from the spring numbers, at a biennial average of 18,559 families. The associated cost of \$5.8 million is covered by one-time federal TANF carryforward in the DHS rebalance plan.

Since the TANF caseload number went up with the fall forecast, there are no cost savings for the agency to calculate and report on as directed in a budget note contained in the budget report for HB 5006 (2017). The next checkpoint for calculating savings will be upon completion of the next biannual caseload forecast, which is the spring forecast expected to be finalized by May 2018.

The Subcommittee approved \$300,000 General Fund, on a one-time basis, for distribution to the Oregon Food Bank for improvements in cold storage infrastructure. Funding will help the state's food bank network upgrade and expand commercial refrigerators, freezers, mobile coolers, and refrigerated trucks.

Initially, the DHS rebalance proposed repurposing \$2.7 million General Fund within the SSP budget to ensure adequate capacity for supporting both the ERDC and the Teen Parent programs. Upon further review, the agency plans to continue to manage the caseload at the highest level possible – but still under budget – by using the reservation list, which was activated in November 2017. The Subcommittee approved \$1,904,453 General Fund from the \$10 million special purpose appropriation made to the Emergency Board for non-state employees to cover higher rates negotiated for SEIU (effective 10/1/17) and AFSCME (effective 1/1/18) child care providers. While sound estimates are used to project these costs, changes in the ERDC caseload composition or provider changes later in the biennium may decrease the purchasing power of the program's budget. The agency is also experiencing some provider attrition, which adds another layer of complexity to the program capacity balancing act; based on latest costs projections DHS is still expecting to serve an average of about 8,300 families over the biennium.

Another \$750,000 General Fund was approved, also sourced by the special purpose appropriation, for one-time training costs for SEIU and AFSCME child care providers. The funding will be spent by DHS as a pass-through to the Early Learning Division (ELD) within the Oregon Department of Education; ELD will use the dollars to expand existing contracts with Portland State University to support the training.

Consistent with legislative discussions and effective September 1, 2017, OHA operationally shifted management of its Medicaid eligibility work to DHS; the move is intended to help centralize and streamline eligibility processes. The related budget adjustment approved by the Subcommittee reflects a "lift and place" of the OHP processing center into SSP, which adds \$35.5 million General Fund, \$96.5 million Federal Funds expenditure limitation, and 474 positions (318.86 22 FTE). A corresponding decrease is in the OHA budget; these values reflect an April 1, 2018 transfer date.

Other costs affecting the SSP budget in the rebalance plan approved by the Subcommittee include \$1.2 million General Fund to pay for a phone system contract for the OHP processing center; the expenditure was not in the OHA budget so it is not covered in the transfer. One position (0.79 FTE) is added to prevent a double fill and support activities under the My Future My Choice program, which is supported with federal dollars. The budget includes technical adjustments and transfers, the largest of which is a transfer of \$24.3 million Federal Funds to Child Welfare to realign TANF expenditure limitation. HB 5201 also adds \$13.8 million General Fund (\$13.8 million total funds) for this program's share of the statewide salary distribution.

The approved rebalance also includes a technical adjustment to more evenly distribute reductions taken during the legislative session; these are related to Department of Administrative Services' assessments and charges that ended up hitting some programs disproportionately. The adjustment affects other programs and is net-zero agencywide.

Child Welfare

The budget approved by the Subcommittee for Child Welfare (CW) reflects increases of \$29.0 million General Fund, \$7.9 Other Funds expenditure limitation, \$46.2 million Federal Funds expenditure limitation, and 177 positions (76.94 FTE). This amount includes \$9.9 million General Fund (\$16.9 million total funds) from the statewide salary adjustment.

Budget adjustments include the DHS rebalance plan as presented in January 2018; forecasts for all individual caseloads within CW grew between the spring and fall forecasts, driving a net increase of \$8.2 million General Fund (\$16.7 million total funds) between caseload and changes in cost per case growth. The overall number of children served is expected to average 22,321 over the biennium, which is an increase of 3.4% from the prior forecast. The approved rebalance also reflects an increase of \$0.7 million General Fund due to an update in the Federal Medical Assistance Percentage (FMAP). Based on the latest federal estimates, the 2017-19 biennial average FMAP rate will decrease from 63.53% to 63.33%, which raises the state contribution and reduces federal support. This rate change also affects other agency programs.

Other and Federal Funds expenditure limitation increases support a federal grant, capture federal match on applicable child savings, and provide for the purchase of software and technical assistance supporting domestic and sexual assault programs. Position clean-up actions reclassify four positions and a net decrease of 0.04 FTE. Technical adjustments and transfers account for a decrease of \$4.1 million General Fund (total fund increase of \$18.1 million); this includes the movement of 9 positions (9.00 FTE) from CW to Shared Services to help improve coordination between investigations and regulatory oversight of child caring agencies. The net total funds increase is driven by the \$24.3 million Federal Funds related to TANF transferred to CW.

In addition to rebalance adjustments, the Subcommittee added \$750,000 General Fund to the budget for three initiatives supporting foster parents; the funding was obtained from a special purpose appropriation established in SB 5526 (2017) for this use. DHS convened a statewide workgroup to identify a set of services to help support foster parents. About 60% of the funding would go to respite care, paying for a mix of services for both group (Foster Parents' Night Out model) and child-specific services. The program plans to spend 25% on training experienced foster parents to be mentors; these parents will provide support to new foster parents by helping them meet the needs of children in care and navigate the system. The remaining 15% will be used to cover immediate needs, such as purchasing a car seat or crib, of a child or sibling group in a foster home.

The approved spending plan also includes an adjustment to budget changes approved in SB 5526 (2017). These are connected to SB 102 (2017), which established an account to capture and spend savings required under federal law; these are state monies that would have been spent on adoption assistance if the federal government had not begun to help pay for more placements. During the 2017 session, enough funding (\$3.3 million) was moved to the account to support a program (October 1, 2017 start date) paying working foster parents caring for children (ages 0 through 3) a \$300 monthly stipend to defray the cost of child care. Since the 2017 session, DHS identified additional savings for another transfer

of \$6.5 million in 2017-19; with this transfer plus federal match, about \$10 million total funds will be available for childcare stipends in 2017-19. Assuming an April 1, 2018 start date, this funding level supports a higher stipend of \$375 per month, includes children ages 0 through 5, and is expected to serve close to 1,300 children when fully implemented. The \$10 million spending level is tied to federal rules which allow only 70% of the savings to be used for this new program, the remaining 30% must be spent on post-adoption and/or post-guardianship assistance activities. With the current funding mechanism, the stipend should be sustainable at this level going forward, if caseload and savings projections hold.

To address ongoing concerns from both executive and legislative leadership about child safety and staff workload in CW, the Subcommittee also approved \$13.3 million General Fund, \$4.5 million Federal Funds expenditure limitation, and 186 positions (85.90 FTE). The funding supports a thoughtful and incremental roll-out of this supplemental position authority, as the Subcommittee recognized the agency is currently challenged to fill already existing vacant positions. The budget package also includes positions dedicated to CW recruitment efforts, which is expected to help the agency make progress in filling and reporting on positions. The following positions are approved:

Child Welfare Staffing Increase - February 2018

Start Date	Class	Role	General		Federal		Total	
			Fund	Funds	Funds	Funds	Pos	FTE
Apr-18	SSA	Case Aide	\$ 2,135,125	\$ 532,575	\$ 2,667,700	25	15.75	
Apr-18	HRA3	Recruiting	\$ 236,890	\$ 59,036	\$ 295,926	2	1.26	
Jul-18	SSA	Case Aide	\$ 1,640,001	\$ 409,115	\$ 2,049,116	23	11.50	
Jul-18	PEMC	Manager	\$ 354,453	\$ 88,343	\$ 442,796	4	2.00	
Jul-18	SSA	Case Aide	\$ 1,782,610	\$ 444,690	\$ 2,227,300	25	12.50	
Jul-18	SS1	Caseworker	\$ 2,153,355	\$ 947,045	\$ 3,100,400	25	12.50	
Jul-18	OS2	Office Specialist (Case Support)	\$ 1,557,410	\$ 388,440	\$ 1,945,850	25	12.50	
Oct-18	PEMC	Manager	\$ 210,547	\$ 52,484	\$ 263,031	3	1.14	
Oct-18	SS1	Caseworker	\$ 1,708,060	\$ 836,090	\$ 2,544,150	25	9.50	
Jan-19	PEMC	Manager	\$ 155,261	\$ 38,716	\$ 193,977	3	0.75	
Jan-19	SS1	Caseworker	\$ 1,262,840	\$ 725,160	\$ 1,988,000	25	6.25	
Jan-19	HRA3	Recruiting	\$ 52,327	\$ 13,043	\$ 65,370	1	0.25	
Total			\$ 13,248,879	\$ 4,534,737	\$ 17,783,616	186	85.90	

In addition to direct funding, the Subcommittee also approved a \$2.5 million special purpose appropriation to the Emergency Board for the program to access as the agency continues to develop and implement its action plan to improve child safety, stabilize the workforce, and help foster families. The CW program will report on these efforts as part of the interim reporting required under a budget note in the budget report for SB 5526 (2017).

Vocational Rehabilitation

The budget approved by the Subcommittee for Vocational Rehabilitation (VR) reflects increases of \$0.5 million General Fund, along with \$5,910 Other Funds expenditure limitation and \$4.5 million Federal Funds expenditure limitation. No changes are made to position counts or FTE; total funds of \$1.6 million cover the statewide salary adjustment for this program.

The fall 2017 forecast projects the 2017-19 VR caseload to be about 8.4%, or 820 clients, higher than the spring estimate. With a recent award of \$3.4 million in federal reallocation dollars, the program is hoping to continue to avoid activating the Order of Selection (priority wait list) in 2017-19. The rebalance request approved by the Subcommittee contains the additional expenditure limitation to spend the reallocation funding. One position is reclassified in the rebalance plan.

The rebalance also includes a technical adjustment to more evenly distribute reductions taken during the legislative session; these are related to Department of Administrative Services' assessments and charges that ended up hitting some programs disproportionately. The adjustment affects other programs and is net-zero agencywide.

Aging and People with Disabilities

Budget adjustments made by the Subcommittee for the Aging and People with Disabilities (APD) program reflect a decrease of \$4.7 million General Fund, an increase of \$33.2 million Other Funds expenditure limitation, a decrease of \$35.2 million Federal Funds expenditure limitation, and a net decrease of 2 positions (2.00 FTE). Total funds of \$8.7 million cover the statewide salary adjustment for this program.

The 2017-19 legislatively adopted budget included higher rates for Community Based Care providers (Assisted Living, Residential Care, Memory Care, and In-home Agency). The Subcommittee added \$1,180,695 General Fund and \$2,467,705 Federal Funds expenditure limitation to augment the rate increase scheduled for July 1, 2018. When coupled with \$2.2 million General Fund in savings from an expected lower than budgeted nursing facility rate in the second half of the biennium and matched with \$7.2 million in Federal Funds, rates will increase by 5% instead of 2.5% on that date. These same providers received a 5% rate increase on July 1, 2017.

As noted in the Emergency Board overview section, the Subcommittee approved a \$300,000 special purpose appropriation to be allocated to the DHS Aging and People with Disabilities program to increase access to ventilator-assisted services in nursing facilities. The agency may

request these funds, which are anticipated to help cover a higher rate paid for these services, after completing work under the following budget note, which was also approved by the Subcommittee:

Budget Note:

The Department of Human Services shall work with the Oregon Health Authority to develop a plan to increase access to ventilator-assisted services in nursing facilities, effective January 1, 2019. The plan should address criteria used to enroll nursing facilities and respiratory providers; the rate methodology proposed for compensating these services; state Medicaid plan amendments and administrative rules required to implement this initiative; any information technology changes needed to support the program; the projected costs for these services in the 2017-19 and 2019-21 biennium for the two agencies; and any other actions needed or barriers to be mitigated before service implementation. The Department shall prepare and submit a report containing the plan elements to the Emergency Board prior to October 1, 2018.

A rebalance plan based on the fall 2017 caseload forecast was also approved by the Subcommittee. While, overall, long term care caseloads are 1.8% below the spring 2017 forecast (a decrease of 655 clients), nursing facilities' caseloads are 3.2% higher. That change plus an increase in cost per case is driving a need of \$8.5 million General Fund (\$28.9 million total funds). However, these costs are more than offset by net savings of \$17.3 General Fund (\$57.7 total funds) across the in home and community based care caseloads. These savings also help cover increased costs due to the FMAP change; in APD that shifts \$5.9 million in costs from federal dollars to state General Fund.

The rebalance also includes a management action decreasing the budget by \$10 million General Fund (\$31 million total funds) to account for the caseload forecast not yet capturing the decrease in caseload expected to occur from strengthening the level of care assessment. This change was not implemented until after data used for the fall forecast were captured. The agency will be tracking eligibility changes for clients to determine the associated impact on the caseload and to ensure savings will not be double counted in future rebalances.

There is also risk that the actual caseload reduction may be offset by costs; some of these are tied to providing ongoing supports to people who would have otherwise become homeless, been evicted, or are at risk of abuse or exploitation. In addition, a recent legal agreement requires APD to pause policy and rule changes affecting hours and eligibility that were implemented last summer and fall. This means most consumers will be temporarily restored to their prior level of care while the agency and advocates negotiate future standards and procedures for in-home and residential care, which will affect expenditures. This work is expected to be done by May 2018.

The APD budget is also affected by collective bargaining for non-state workers. The Subcommittee approved \$1,340,585 General Fund from the \$10 million special purpose appropriation made to the Emergency Board for non-state employees to cover higher adult foster care rates. Based on negotiations, rates will increase by 2.0% on February 1, 2018 and again by 4.5% on January 1, 2019. To cover a \$0.15 per hour wage increase

for home care workers effective April 1, 2018, the Subcommittee approved \$2,625,292 also originating from the special purpose appropriation. Collectively, these non-state worker costs will be matched with just over \$7.6 million Federal Funds.

To meet federal program requirements, the approved rebalance adds \$31.2 million Other Funds expenditure limitation for waived case management services. The additional limitation is needed to separately track program expenditures and receive the allowed higher match rate.

Technical adjustments and transfers account for a net decrease of \$0.7 million General Fund (\$2.0 million total funds). Actions include the transfer of positions between APD and other programs, driving a net decrease of one position (1.00 FTE). Other position actions include reclassifying one position and abolishing one position (1.00 FTE).

Intellectual and Developmental Disabilities

Budget adjustments made by the Subcommittee for the Intellectual and Developmental Disabilities (IDD) program reflect an increase of \$3.2 million General Fund, an increase of \$111,296 Other Funds expenditure limitation, a decrease of \$12.2 million Federal Funds expenditure limitation, and a net increase of 11 positions (7.70 FTE). Total funds of \$4.6 million cover the program's statewide salary adjustment.

The Subcommittee acknowledged the program's revised plan toward meeting a generic \$12 million General Fund reduction approved in the 2017-19 legislatively adopted budget. Instead of making eligibility or other program changes to meet the target, the agency will manage the reduction with management actions. These actions are spending \$1.3 million less on housing maintenance contracts and rent subsidies, based on an updated assessment of needs; reducing ability to respond to cost per case by volatility by \$6.0 million, based on recent cost per case actuals; and assuming approximately \$6.0 million in enhanced federal match for system work, pending federal approval. While these changes do not address long term budget sustainability, they do allow the agency to continue its work with stakeholders on IDD program changes that can help bend the cost curve. There is also some risk that these assumptions, particularly around cost per case, may not hold and possibly require legislative budget action before the end of the biennium.

The rebalance actions approved by the Subcommittee reflect decreases in both case management enrollment and services' caseloads from the previous forecast, at 3.2% lower overall or 1,527 fewer clients over the biennium. However, individuals are expected to be served in higher cost settings (group homes), which is a cost driver. The net projected budget effect is a decrease of \$9.2 million General Fund (\$31.6 million total funds). This helps offset FMAP General Fund impacts; for IDD the rate change shifts \$6.3 million in costs from federal to state funding.

The approved plan also uses \$0.7 million General Fund (\$1.4 million total funds) in savings to pay for an error made in building the 2017-19 budget. Workload model positions (case managers) supporting children with intensive medical and/or behavioral needs were overlooked; these caseloads have collectively grown by more than 20% over the last two years. A total of 10 positions (6.70 FTE) are funded.

The IDD budget is also affected by collective bargaining for non-state workers. The Subcommittee approved \$1,165,140 General Fund from the \$10 million special purpose appropriation made to the Emergency Board for non-state employees to cover higher adult foster care rates. Based on negotiations, rates will increase by 2.0% on July 1, 2018. To cover a \$0.15 per hour wage increase for personal support workers, effective April 1, 2018, the Subcommittee approved \$1,902,412 from the same special purpose appropriation. Collectively, these non-state worker costs will be matched with just over \$6.9 million Federal Funds.

The approved budget changes include technical adjustments and transfers increasing the IDD budget by \$0.8 million total funds and transferring in one position (1.00 FTE) from APD.

Central Services

For this program, the Subcommittee approved a budget increase of \$294,639 total funds and one position (1.00 FTE). The changes tie to a rebalance action transferring in a human resources position from OHA (1.00 FTE); this is a companion action to the lift and place transfer of OHP eligibility between the two agencies. Technical adjustments and transfers account for a net decrease of \$0.2 million total funds. Five compliance specialist positions are also reclassified in the agency's plan. An additional \$255,557 total funds for the statewide salary adjustment is also part of the overall increase.

Shared Services

The budget approved by the Subcommittee for Shared Services is a net increase of \$14.9 million Other Funds expenditure limitation and 45 positions (44.80 FTE) over the legislatively adopted budget. Adjustments include the net transfer in of 11 positions (11.00 FTE) from various programs, including positions from Child Welfare noted previously. Other changes are due to position realignment between agency programs (in both DHS and OHA) and Shared Services after new positions are approved in the budget; sometime programs request and carry the budget for shared components directly during budget build. For the statewide salary adjustment, \$3.5 million Other Funds expenditure limitation is added.

Other position actions move one position (1.00 FTE) in from OHA due to the OHP processing center transition. The approved rebalance plan also includes several actions to clean-up positions: reclassifications upward and downward; abolishing and establishing positions; and bringing part-time positions to full-time. These changes will allow DHS to alleviate several double fills and make positions more consistent with how they are really being used. Effective April 1, 2018, a procurement position is transferred to the Department of Administrative Services (DAS), which reduces the budget by \$152,247 Other Funds and one position (0.63 FTE). The position supports the consolidation of certain information technology contracting work at DAS.

In response to a DHS request from January 2018, the Subcommittee approved the use of General Fund savings from rebalance to support adding positions to the Background Check Unit (BCU), which is part of Shared Services. The corresponding budget increase for the program is

\$6,644,952 Other Funds expenditure limitation and 33 positions (24.75 FTE). With these positions in place, BCU expects to see the processing backlog drop down to 2 weeks by December 2018; currently many checks take more than 8 weeks and sometimes 10 weeks or longer.

Just over half of the projected cost is for positions or position-related expenditures, with the bulk of the remainder going to cover fingerprint processing fees charged by the Department of State Police and the Federal Bureau of Investigation. Currently BCU does not recover any costs from individuals or entities undergoing background checks; costs are covered by the applicable DHS and OHA programs. Subject individuals include agency employees, home care workers, personal support workers, child care providers, child caring agencies, child welfare providers, direct support professionals, residential care facilities, nursing facilities, and adult foster homes. About 80% of the work is related to DHS programs.

State Assessments and Enterprise-wide Costs

The budget approved for this program by the Subcommittee reflect net increases of \$15.5 million General Fund, \$228,063 Other Funds expenditure limitation, and \$15.1 million Federal Funds expenditure limitation. Drivers include an increase of \$3.4 million General Fund (\$10.3 million total funds) due to the OHP processing center move; these funds are transferred from OHA and cover rent, utilities, telecommunications, information technology, and other centralized costs associated with these positions. The approved rebalance contains a shift of \$0.6 million total funds from OHA to DHS to transfer rent, utilities, and janitorial costs for part of a Salem building (Cherry City Business Center). OHA has vacated the space and DHS, which already occupies part of the building, needs more square footage.

To support the additional BCU resources, the Subcommittee added \$4,281,343 General Fund, \$161,472 Other Funds expenditure limitation, and \$2,202,137 Federal Funds expenditure limitation; these adjustments allow the shared services funding line to cover the costs of the 33 positions (24.75 FTE) added to the unit.

Technical adjustments and transfers account for an increase of \$5.0 million General Fund (\$8.9 million total funds), primarily to align the assessment budget with policy package changes in program budget structures. Changes tied to position transfers affecting Shared Services are also included. Funding for the statewide salary adjustment is also included, at \$4.6 million total funds; this primarily covers increased costs tied to collective bargaining for Shared Services positions.

Long Term Care Ombudsman

Budget adjustments for this agency include a technical action shifting \$28,639 General Fund between programs; the statewide inflation reduction taken in HB 5006 (2017) was incorrectly calculated, removing too much funding from the Long Care Ombudsman budget structure and not enough from the Oregon Public Guardian (OPG) structure. The change nets to zero agency-wide.

The Subcommittee also eliminated a \$200,000 General Fund special purpose appropriation to the Emergency Board for costs associated with the public guardian and conservator program HB 5021 (2017) and directly appropriated the same amount to the agency for the OPG program. The special purpose appropriation was sourced by funding removed from the OPG 2017-19 budget during the legislative process. In January 2018, as directed by a budget note, the agency reported on several steps taken to help manage program spending. These include minimizing legal costs, streamlining banking processes, and maximizing caseload capacity. Since the 2017 legislative session, the program has refocused its work, with an emphasis on developing the volunteer program and working with local entities to provide services. Regarding pro bono services, OPG is also developing a concept that would tap professional fiduciaries to act as volunteer deputies. In turn for helping OPG with cases, fiduciaries would receive training and experience that could also be used to meet professional continuing education requirements.

The \$200,000 General Fund restored to the program will pay for two permanent, full-time Deputy Guardian positions (Program Analyst 2 classification) effective July 1, 2018 (1.00 FTE). The positions will be out-stationed in rural areas of the state, which will overcome barriers to contracting in certain areas, provide maximum support for volunteers, and expand program access. With these resources, OPG should be able to serve a minimum of 40 additional clients and possibly more as the volunteer program evolves.

JUDICIAL BRANCH

Judicial Department

The Subcommittee increased the General Fund appropriation for judicial compensation by \$735,683, for the 2017-19 biennium costs of providing a \$5,000 per year salary increase to all statutory judges, beginning on July 1, 2018. The judicial salary increase is enacted by House Bill 4163, the 2018 session program change bill. The total fiscal impact of the salary increase will be \$1,300,000 General Fund in the current biennium. This cost will be financed from the combination of the General Fund appropriation increase and the carryforward of \$564,317 General Fund from the prior biennium. The cost of the salary increase will rise to approximately \$2,600,000 General Fund beginning with the 2019-21 biennium, when it will be in effect for the full twenty-four months of the biennium.

The Subcommittee increased the General Fund appropriation for operations by \$2,378,568, to avoid employee layoffs, furloughs, court closures, and other significant public service reductions during the second year of the current biennium. The Judicial Department presented a \$5.3 million General Fund request for this purpose to the interim Joint Committee on Ways and Means in January 2018. The combination of the approved General Fund increase, the distribution of General Fund to the Department for employee compensation costs, and the carryforward of General Fund from the prior biennium, will support the expenditure level targeted in the January 2018 request and enable the Department to avoid additional service reductions.

The Subcommittee also acknowledged receipt of a compensation plan change report required under ORS 8.105 (1). The report is posted on the Oregon Legislative Information System website under the Capital Construction Subcommittee March 2, 2018 meeting materials. The

Department reported that the Chief Justice has approved the same provision in the executive branch compensation plan for management service and unrepresented employees, whereby effective February 1, 2019, salaries are increased 6.95% and responsibility to pay the 6% PERS pick-up switches from the employer to the employee. The changes do not affect judges, and are projected to cost \$854,000 General Fund and \$62,800 Other Funds during the 2017-19 biennium. The costs will be covered within the legislatively approved budget provided in this bill.

Public Defense Services Commission

The Subcommittee increased the General Fund appropriation for professional services by \$1,340,000, to expand the Parent Child Representation Program. This program works to improve the quality of legal representation for parents and children in juvenile dependency and termination of parental rights cases. The program currently operates in three counties. The funding will be used to expand the program to Coos and Lincoln counties, beginning July 1, 2018. The cost of this expansion will double to \$2,680,000 General Fund in the 2019-21 biennium, when it will be in effect for the full twenty-four months of the biennium.

The Subcommittee also approved a one-time General Fund appropriation of \$450,000 to fund an Oregon-specific caseload standards study and an assessment of Oregon public defense services. The Commission will work with the American Bar Association for a study to develop standards for the time attorneys need to adequately represent clients in various case types, and to develop associated workload/caseload standards. The Commission will also work with the Sixth Amendment Center to assess the status of public defense services in the state.

The Subcommittee also approved an adjustment to the calculation of the 2019-21 biennium current service level for professional services. The Commission is instructed to add \$4.2 million General Fund to the current service level as otherwise historically calculated. This adjustment is intended to address concerns about contract rate amounts paid to trial-level public defense contract and hourly-paid providers. The amount is calculated to equal the cost of providing a 2% increase in rates for the full twenty-four months of the 2019-21 biennium, however, it is understood that the Commission may choose to allocate the funds in another manner to best address concerns about provider pay.

LEGISLATIVE BRANCH

The Subcommittee approved a net-zero General Fund rebalance. The adjustments include reductions to agency budgets to account for higher than anticipated reversions from the 2015-17 biennium, appropriately split reversions between Legislative Administration Committee (LAC) and the Legislative Policy and Research Office as those budgets became newly separated agency budgets beginning this biennium, and to accommodate LAC projects including closed captioning, online training, and additional ADA and diversity needs, including one additional position (0.50 FTE) dedicated to such work. In addition to projects funded through rebalance described above, \$700,000 General Fund is provided to LAC for workplace improvements for the Legislative Branch. The Subcommittee approved increasing Other Funds expenditure limitation by \$151,550 for costs of issuance on Article XI-Q general obligation bonds authorized in SB 5702 for the Capitol Accessibility,

Maintenance, and Safety project. Costs of issuance will be paid with bond proceeds. Bonds are scheduled to be sold in spring 2019, so no additional debt service is due in the 2017-19 biennium. An adjustment to debt service is also included, which results in a General Fund reduction of \$48,618 and an increase in Other Funds expenditure limitation of \$48,619. An increase of \$250,000 Other Funds expenditure limitation is included for the Legislative Counsel Committee for ongoing staffing and office needs.

NATURAL RESOURCES

Department of Agriculture

The Subcommittee increased, on a one-time basis, constitutionally dedicated Lottery Funds expenditure limitation by \$846,821 and authorized 13 limited duration positions (5.37 FTE) for additional costs related to Japanese beetle eradication efforts. During the 2016 invasive pests trapping season, the Oregon Department of Agriculture (ODA) trapped a record number of Japanese beetles in the Cedar Mill and Bethany neighborhoods in NW Portland. Early in the 2017 legislative session, ODA received \$801,380 constitutionally dedicated Lottery Funds for the 2015-17 biennium to begin a five-year eradication effort. An additional \$1,113,115 in constitutionally dedicated Lottery Funds was included in the ODA budget for 2017-19 for continuing eradication costs. During the 2017 eradication project, even more beetles were trapped in this area and were found in areas surrounding the initial treatment area, as well as in traps at the Portland airport, Swan Island, and Douglas County. The increase in areas needing treatment, coupled with higher than anticipated costs to maintain the quarantine and dispose of green waste in the existing treatment area, will require additional resources beyond what was approved in the 2017-19 adopted budget for ODA. In addition, the Lottery Funds allocation for the Department was increased by \$1,359,653 to pay for any additional eradication efforts as needed. The Department would need to request an increase in expenditure limitation from either the Emergency Board or the Legislature to spend this additional Lottery Funds allocation.

A technical adjustment was also approved that reduced the Certifications Program Other Funds expenditure limitation by \$16,836 and 0.10 FTE to correct an error in the position count that occurred when a position budgeted in two programs was eliminated.

Department of Environmental Quality

The Subcommittee approved a one-time increase of \$1,917,084 General Fund, \$2,965,300 Other Funds expenditure limitation, and the addition of months to six existing limited duration positions (3.38 FTE) to continue planning and begin development of an environmental data management system (EDMS). The Other Funds represent the portion of the proceeds from the sale of \$5 million Article XI-Q bonds that will be spent in the 2017-19 biennium and includes \$70,000 for the cost of issuing the bonds. This funding is to be used to implement the foundational build of a customized off-the-shelf software solution that will replace multiple outdated and disparate information technology systems currently in use at the Department of Environmental Quality (DEQ). The EDMS project will improve regulatory processes, provide a common platform to receive and share environmental information, and support e-commerce and web-based interactions. Of the total General Fund appropriated,

\$833,867 will pay the debt service on the \$5 million in 2017-19 as the bonds are scheduled to be sold May 2018. The remaining \$1,083,217 General Fund will be used to update and complete foundational documents required to complete Stage Gate 3 endorsement, prepare the Request for Proposal, and pay a Quality Assurance contract. Early estimates indicate the EDMS project will cost \$18 million when completed.

The Subcommittee approved an Other Funds expenditure limitation increase of \$17,834,248 to implement a new electric vehicle rebate program, with the understanding that the Department of Administrative Services (DAS) will unschedule the limitation until sufficient revenues are received. HB 2017 (2017) included a privilege tax of 0.5% on the sale of vehicles beginning January 1, 2018. Monies raised by this tax will be deposited in the Zero-emissions Incentive Fund to be used for rebates on the purchase or lease of electric vehicles to encourage increased utilization of these vehicles. The bill tasked DEQ with establishing and operating the electric vehicle rebate program. At the time the bill passed, no expenditure limitation was provided for the actual rebate payments. The use of this privilege tax for rebates had been challenged in court, therefore DAS is directed to unschedule the increase until these legal challenges are resolved.

A technical adjustment was approved that increased Federal Funds expenditure limitation by \$342,092 and decreased Other Funds expenditure limitation by \$272,092 to accommodate the transfer of administration of a federal grant from the Oregon Health Authority (OHA) to DEQ. OHA had been receiving an on-going federal grant for coastal water monitoring and passing most of the grant funding on to DEQ to do the actual water quality monitoring work. In 2017, both agencies agreed that DEQ should take over the administration of the grant. The 2017-19 OHA budget was adjusted to reflect this change, but the DEQ adjustment was not included in its budget.

The Subcommittee also approved a \$1 million General Fund increase and the addition of 4 positions (2.32 FTE) in the Air Quality program. This funding is to be used to address backlogs in air quality permitting, with emphasis on processing permit renewals. Of the amount approved, \$343,092 is for process improvement activities and is being added on a one-time basis. This funding will not be used to support Title V permitting work because the federal Clean Air Act requires that all Title V permitting work be supported through fees paid by regulated entities. As such, the Department will need to seek authorization to increase fees for the Title V program during the 2019 Legislative session to ensure Title V related permitting operations are sufficiently staffed.

A \$165,892 Other Funds expenditure limitation increase was approved for the Air Quality program to support two positions (1.08 FTE) using existing fund balance revenue from current Greenhouse Gas Reporting (GHG) fees. These positions will work on expanding the Department's existing GHG program to include collection of product output data, as well as, provide quality assurance of currently submitted emissions data.

Department of Fish and Wildlife

The Subcommittee approved a one-time General Fund appropriation increase of \$350,000 for the Fish Division to operate the Leaburg Fish Hatchery located on the McKenzie River for the second year of the 2017-19 biennium. On July 1, 2018, the U.S. Army Corps of Engineers (Corps) will no longer pay for the Oregon Department of Fish and Wildlife (ODFW) to operate and maintain the hatchery, which it had done since

the facility was constructed in 1953 to mitigate for lost trout habitat caused by construction of federal dams in the Willamette Valley. The Corps will now instead contract with a private entity to purchase trout and will continue to pay ODFW to produce steelhead at another ODFW facility. ODFW plans to continue to produce trout at the facility, which would boost the pounds of trout released in the Willamette Valley by 20% and increase Chinook releases by 6%.

In addition, a one-time \$50,000 General Fund increase was approved for culling of elk herds on the Cold Springs National Wildlife Refuge, which is located just outside Hermiston. The elk forage outside the Wildlife Area and damage commercial agriculture operations on land adjacent to Cold Springs. The funding would be used to pay for the time of existing ODFW staff to work on this project, as well as for a contract with the U.S. Department of Agriculture, Wildlife Services for removing the elk that move onto adjacent farms to feed. The elk meat resulting from the culling of the elk herd will be donated to the local food bank.

Department of Forestry

A one-time increase of \$26,194,224 General Fund to the Department of Forestry, Fire Protection Division was approved for the payment of emergency firefighting costs associated with the 2017 forest fire season. This amount is dedicated to the following specific uses:

- Unbudgeted emergency fire costs (\$22,722,123)
- Fire protection district deductibles (\$915,600)
- Oregon State Treasury loan interest (\$63,561)
- Severity resources (\$2,492,940)

Of the total increase, \$2.0 million is offset by a reduction of the same amount in the special purpose appropriation to the Emergency Board that had been established for this purpose. In addition, Other Funds expenditure limitation is increased one-time only by \$22,743,921, which includes \$10,130,317 for unbudgeted emergency fire costs, \$4,101,866 for reimbursed costs of emergency fire costs from other agencies including the Federal Emergency Management Agency, \$7.0 million for the payment of pass-through reimbursements to other agencies from federal sources, and \$1,511,738 for fire protection district deductibles.

The Subcommittee approved an increase in the General Fund appropriation made to the Department of Forestry in the amount of \$500,000 and a decrease in Other Funds expenditure limitation of \$500,000 to reverse a reduction in General Fund subsidy for fire patrol assessments on low-productivity, east-side forest lands that was included in SB 5519 (2017), the agency's budget bill.

A reservation in the Emergency Fund was made to fund Sudden Oak Death eradication work by the Oregon Department of Forestry as detailed in the Emergency Board section above.

Department of Land Conservation and Development

A one-time increase of \$300,000 General Fund for the Department of Land Conservation and Development's local government grants program was approved for the provisioning of technical assistance grants to eastern Oregon counties for conducting economic opportunity analyses.

Parks and Recreation Department

The Subcommittee approved a \$200,000 increase in Other Funds expenditure limitation for the Oregon Parks and Recreation Department (OPRD) for expenses associated with Sudden Oak Death mitigation work on State Parks properties within the Cape Sebastian State Scenic Corridor. OPRD estimates that the eradication project will be completed by the end of February 2018. Funding for the treatment will come from the Park Stewardship account which receives a portion of fees charged by the agency and is dedicated for the management of natural resources, hazard trees, landscape, and the ocean shore.

An increase of \$20,000 Lottery Funds expenditure limitation was approved for the purpose of making grants to repair recreational trails damaged due to the Chetco Bar fire during the 2017 fire season.

Department of State Lands

An increase in Federal Funds expenditure limitation in the amount of \$155,734 for the Department of State Lands (DSL) was approved for the expenditure of Wetland Program grant funds from the U.S. Environmental Protection Agency (EPA). Of the total, \$121,734 supports five individual initiatives identified in the updated Oregon Wetland Program Plan and will be used in conjunction with an intergovernmental agreement with Oregon State University, Institute for Natural Resources. Additionally, DSL was awarded a supplemental Wetland Program Development Grant (WPDG) that is in addition to the 2015 grant it received from the EPA. The funding award of \$25,000 allows DSL to contract with a third party to complete wetland functional assessments on existing wetland mitigation bank sites prior to the implementation of the Aquatic Resources Mitigation Program initiative in 2018. The reestablishment of expenditure limitation for residual Federal Funds totaling \$9,000 that were not expended in the prior biennium from the original 2015 EPA WPDG is also included in the total additional Federal Funds expenditure limitation for these grants.

A one-time expenditure limitation increase of \$7,244,215 Other Funds is included for cleanup efforts at the Goble, Oregon site on the Columbia River. The funding is for the costs of site security, inventory, and disposal of solid waste and hazardous material, asbestos inventory and abatement, and dewatering and disposal of vessels and structures due to default by the former lessee of the site. DSL is continuing to avail itself of all legal means to recover the costs of the cleanup from the former lessee or the lessee's insurance carrier.

A one-time technical adjustment of \$235,081 Other Funds expenditure limitation is included in the measure to carry forward 2015-17 biennium unexpended grant funding from the University of Michigan for the South Slough National Estuarine Research Reserve. Normally, this limitation would have been reestablished in the agency's budget bill, but the actual unexpended amount was not known at the time of the bill's passage.

The Subcommittee approved an increase in Other Funds expenditure limitation of \$410,102 and authorized the establishment of a limited-duration project manager position (0.67 FTE), the establishment of a permanent, full-time network architect position (0.67 FTE), and the upward reclassification of an existing information systems supervisor position to continue planning for the replacement of the aging Land Administration System (LAS) through the end of the current biennium and ongoing management of the agency's information technology systems.

Water Resources Department

Technical adjustments to the Other Funds and Federal Funds expenditure limitations of the Water Resources Department are included in the measure to rebalance budgeted expenditure authority between programs at the agency. This action results in no net change to the overall expenditure limitation of the agency.

The Subcommittee approved a one-time increase in the expenditure limitation for the Water Resources Department of \$5,269,633 Other Funds for the expenditure of Lottery Revenue bond proceeds for distribution to the City of Carlton to replace the city's finished water supply line in the amount of \$5.15 million and for the payment of bond issuance costs of \$119,633.

Oregon Watershed Enhancement Board

The Subcommittee increased the Measure 76 Lottery Funds expenditure limitation for the Oregon Watershed Enhancement Board (OWEB) grants program by \$5,000,000 to reflect increases in forecasted Lottery revenues constitutionally dedicated to the Parks and Natural Resources Fund, for local grant expenditures.

PUBLIC SAFETY

Department of Corrections

The Subcommittee approved a net-zero technical adjustment to move a total of thirteen positions between program units to align reporting relationships, advance organizational initiatives, and properly assign oversight functions within the agency.

The Subcommittee provided the following direction to the Department of Corrections:

Budget Note:

As of January 25, 2018, the Department of Corrections had 297 inmates in custody over the age of 70. Elderly inmates are housed throughout the state, depending on the location of infirmary and hospice beds, single-story and single-bunk cells and dormitories, and proximity to health care facilities.

The Department of Corrections is directed to evaluate the feasibility of using the Oregon State Penitentiary - Minimum as a dedicated facility for housing male prison inmates over the age of seventy-five. The Department should evaluate the suitability of using OSPM to house elderly inmates and identify any and all facility modifications that would be required to safely house a population that has an above average incidence of mobility limitations and serious health conditions. The suitability evaluation should include a detailed cost analysis and an estimated construction timeframe for those modifications to the existing facility necessary to provide an adequate number of infirmary and hospice beds for this population, as well as any security upgrades, infirmary improvements, medical equipment purchases, and accessibility modifications. The Department is directed to report to the Legislature by February 2019 on the cost and timeframe for remodeling and equipping OSPM, and on the estimated cost of operating the facility, including any extraordinary costs for medical staff, transportation, and other reasonably necessary resources for housing an elderly inmate population.

Criminal Justice Commission

The Subcommittee increased the Criminal Justice Commission's Federal Funds expenditure limitation by \$1,045,940 for two grants awards received in larger amounts than anticipated in the 2017-19 legislatively adopted budget. The awards supplement an existing program supporting Local Public Safety Coordinating Councils in rural Oregon counties and the state's Statistical Analysis Center program.

The Criminal Justice Commission's Other Funds expenditure limitation was increased by \$450,000 for implementation of a new case management system for Oregon's specialty courts. Revenues supporting the expenditure limitation are from asset forfeitures, statutorily dedicated to specialty courts.

Oregon Department of Justice

The Subcommittee approved an increase of \$53,241 Other Funds, \$159,723 Federal Funds, and 0.25 full-time equivalent for the Civil Enforcement Division's Medicaid Fraud Unit. The Unit is projecting a personal services budget shortfall and requested a temporary funding increase. The Subcommittee recommended a permanent resolution of the underlying budget issues with the upward reclassification of two Assistant Attorney General positions to Senior Assistant Attorney General, an upward reclassification of a Principal Executive Manager C to a D (Chief Investigator), and adding 0.25 FTE to an existing Legal Secretary position budgeted at 0.75 FTE.

The Subcommittee approved \$2.8 million Other Funds expenditure limitation for the Child Support Enforcement Automated System (CSEAS), which is to be financed with Article XI-Q bonds authorized in SB 5702. The Subcommittee also approved \$5.4 million Federal Funds expenditure limitation and an increase of 0.25 full-time equivalent. These are one-time costs. Other Funds expenditure limitation of \$56,463 was also added

for the cost of issuance of the bonds. The Subcommittee reduced General Fund Debt Service by \$23,047 to account for a delayed issuance in previously authorized bonding authority. The 2017-19 Article XI-Q bond authority for the project totals \$19,026,170 for project costs and \$373,830 costs of issuance. General Fund Debt Service totals \$12.5 million.

Since 2010, the Oregon Department of Justice's Division of Child Support has been working on a multi-biennia plan to replace its current COBOL-based mainframe child support case management and financial system with a transfer or hybrid solution with custom development that will use some existing software from three states. CSEAS is expected to be completed by 2021 with an implementation cost estimated at \$137.3 million. Federal Funds will provide 66% of eligible program costs under Title IV-D of the federal Social Security Act for both development and ongoing operations and maintenance costs.

The project is within scope, on schedule, and within budget. The primary purpose of the additional bond authority is to safeguard the progress of the project should there be a major issue during User Acceptance Testing (UAT). UAT started in February of 2018 and continues through May of 2018. If by September 30, 2018 any of the additional bonding authority provided for UAT is unneeded, the unused portion is to be released for other statewide purposes. The project does, however, require the immediate expenditure of \$120,738 Other Funds and \$234,374 Federal Funds for contract change orders. The Department of Administrative Services is directed to unschedule \$2,637,799 Other Funds and \$5,164,513 Federal Funds, which may be rescheduled upon the approval of the Legislative Fiscal Office, but only if unanticipated UAT issues arise.

The bill includes an increase of \$185,916 General Fund and the establishment of one permanent full-time Assistant Attorney General (0.63 FTE) in the Criminal Justice Division for the prosecution of election fraud violations under ORS 260.345, which have increased over the course of the last several biennia. The 2019-21 cost totals \$293,381 General Fund.

The Subcommittee approved an increase of \$1.3 million Other Funds expenditure limitation and the establishment of four limited duration positions (2.68 FTE) in the General Counsel Division as one-time costs. The position cost is \$1 million and includes: one Assistant Attorney General position for Health and Human Services; one Assistant Attorney General position for Tax and Finance; one Assistant Attorney General position for Business Transactions; and one Senior Assistant Attorney General position for Government Services. The Division is experiencing higher caseload work related to: procurement, bonding, expended lottery offerings, litigation agreement implementation, legal sufficiency reviews, and agency administrative rules developing the approval of this request. An additional \$258,252 was approved for administratively-authorized limited duration position costs that the agency incurred pending the approval of this request. The revenue to support this request will come from billings to state agencies, which will total \$1.9 million (\$574,288 above the limitation request to account for agency overhead costs).

Two technical adjustments were approved to the Civil Enforcement Division's General Fund appropriation. HB 5015 (2017) eliminated a \$3.2 million General Fund appropriation for enforcement of the Master Tobacco Settlement Agreement (MTSA) as the Department no longer requires the General Fund for defending the state's enforcement actions to the arbitration panel. A portion of the reduction included \$127,059

General Fund for standard inflation; however, HB 5006 (2017), as part of a statewide adjustment, also included a reduction of \$127,059 for inflation. The Subcommittee's action restores the inflation reduction to provide funding for civil rights enforcement.

The Subcommittee also approved a technical adjustment to transfer \$25,646 General Fund from the Appellate Division to the Civil Enforcement Division to correct for an Oregon Law reference error in HB 5006 (2017).

A technical adjustment to the Child Support Enforcement Automated System (CSEAS) information technology project was approved. The adjustment increases months on six existing positions by 3.17 FTE. This adjustment is self-financed by reducing budgeted services and supplies by \$708,017 and increasing personal services by a corresponding amount. This adjustment aligns budgeted indirect charges for the program with agency practice.

Oregon Military Department

The Subcommittee approved a one-time General Fund appropriation of \$260,724 to cover expenses incurred by the Oregon Military Department for services provided by the Oregon National Guard during and after the total solar eclipse on August 21st, 2017.

The Other Funds expenditure limitation for the Community Support program was increased, on a one-time basis, by \$5,442,829 to reimburse wildland firefighting expenses incurred by the Oregon Military Department during the 2017 fire season.

The Subcommittee increased the agency's Federal Funds expenditure limitation by \$16,421,308 for lead dust abatement projects at eight armories located throughout Oregon.

Pending federal approval of the agency's proposed indirect cost allocation plan, the Subcommittee recommended \$1,590,544 General Fund be added to the Office of Emergency Management to cover 2017-19 administrative expenses that can no longer be charged to federal grants. The Subcommittee also approved the following budget note:

Budget Note:

The Oregon Military Department - Office of Emergency Management (OEM) is directed to assess and update OEM's processes, policies, and practices for internal control over grants management, separate from and in addition to any external financial or programmatic audits currently underway. The updated practices should align to the Internal Control-Integrated Framework as updated in 2013 by the Committee of Sponsoring Organizations of the Treadway Commission (COSO). The Military Department is to undertake immediate action to correct any identified deficiencies.

The Military Department is directed to submit a quarterly progress report to the Legislature at each meeting of the Emergency Board in 2018. The Military Department is directed to provide a final written report on the assessment and corresponding updated processes, policies, and procedures to the Joint Committee on Ways and Means during the 2019 legislative session, prior to consideration of the agency's budget for 2019-21.

Department of Public Safety Standards and Training

The Other Funds expenditure limitation for the Operations program was increased, on a one-time basis, by \$623,260 to reimburse the Department of Public Safety Standards and Training for expenses incurred for training and certifying Oregon National Guard members as wildland firefighters during the 2017 fire season.

The Subcommittee increased the Department of Public Safety Standards and Training's Other Funds expenditure limitation by \$400,000 to continue and expand mental health and crisis intervention training for first responders with funding from the Oregon Health Authority.

The Subcommittee increased the agency's Other Funds expenditure limitation by \$3,657,838, and authorized seven permanent positions (4.06 FTE) and six limited duration positions (3.48 FTE) to add five basic police classes and one basic corrections class to the agency's training calendar to meet demand during the 2017-19 biennium.

Department of State Police

The Subcommittee increased the agency's Other Funds expenditure limitation by \$12,770,000 for federally reimbursable expenses incurred during mobilizations coordinated by the State Fire Marshal during the 2017 fire season in Oregon. Additionally, the agency's General Fund appropriation was increased by \$3,255,945 to cover the portion of the Patrol Division's and State Fire Marshal's 2017 fire season expenses that are not eligible for federal reimbursement.

The Department of State Police is undertaking a significant rebalance of its resources between program units to better support the Patrol Division and to minimize the practice of holding trooper positions vacant. The Subcommittee approved \$2,975,558 General Fund and 25 positions (25.00 FTE) to resolve double-filled support positions. This action requires the agency to reduce its 2017-19 appropriation for services and supplies and capital outlay to fund \$1,737,202 of the total cost of these positions, which is \$4,712,760. It is the intention of the Legislature that the agency's services and supplies and capital outlay budgets be restored to current service levels for the 2019-21 budget.

The Subcommittee also approved a net-zero budget action to re-classify 49 positions per classification studies completed by the Department of Administrative Services, Chief Human Resources Office. Three studies reclassified five Automotive Technician 1 positions to Automotive Technician 2s, three Office Specialist 1 positions to Office Specialist 2s, fourteen Administrative Specialist 1 positions to Administrative Specialist 2s, twenty-five Office Specialist 2 positions to Administrative Specialist 1s, and two Office Coordinator positions to Administrative Specialist 1s.

Once implemented, these position actions and increased General Fund support will allow the agency to begin to fill trooper positions, with a recruit school class of fourteen troopers anticipated for October 2018, and an additional class of twenty troopers in January 2019.

TRANSPORTATION

Department of Aviation

Other Funds expenditure limitation for the Department of Aviation is increased by \$950,000 on a one-time basis to provide oversight and funding for three unmanned aircraft system test ranges in the state.

Department of Transportation

Other Funds expenditure limitation for the Oregon Department of Transportation (ODOT) is increased by \$117,530,107 to fund implementation of the Transportation Package of 2017 (HB 2017), and includes 179 positions (77.63 FTE).

Other Funds expenditure limitation for ODOT is increased by \$10,000 to implement SB 375 (2017) related to the posting of informational materials about human trafficking at roadside rest areas. This is a one-time adjustment supported by the Transportation Operating Fund.

The Other Funds expenditure limitation for the Local Government Program includes funds for highway safety improvements near the Kenton Line to aid enhanced safety related to trains, pedestrians, and vehicles.

SB 5701 A BUDGET REPORT and MEASURE SUMMARY

Carrier: Rep. Holvey

Joint Committee On Ways and Means

Action Date: 03/02/18

Action: Do Pass the A-Eng bill.

House Vote

Yeas: 11 - Gomberg, Holvey, McLane, Nathanson, Noble, Rayfield, Smith G, Smith Warner, Stark, Whisnant, Williamson

Senate Vote

Yeas: 11 - DeBoer, Frederick, Girod, Hansell, Johnson, Manning Jr, Monroe, President Courtney, Roblan, Steiner Hayward, Thomsen

Exc: 1 - Winters

Prepared By: Jean Gabriel, Department of Administrative Services

Reviewed By: Amanda Beitel, Legislative Fiscal Office

Capital Construction – Various Agencies
2017-19

Capital Construction – Oregon Military Department
2015-17

Capital Construction – Department of Aviation
2015-17

This summary has not been adopted or officially endorsed by action of the committee.

SB 5701 A

1 of 6

Budget Summary

	2017-19 Legislatively Approved Budget	2018 Committee Recommendation	2018 Session Adjustments 2017-19
Other Funds	\$ 738,319,541	\$ 828,489,681	\$ 90,170,140
Federal Funds	\$ 4,792,500	\$ 17,264,638	\$ 12,472,138
Total	\$ 743,112,041	\$ 845,754,319	\$ 102,642,278

	2015-17 Legislatively Approved Budget	2018 Committee Recommendation	2018 Session Adjustments 2015-17
Other Funds	\$ 605,971,381	\$ 606,408,039	\$ 436,658
Federal Funds	\$ 35,385,892	\$ 35,907,272	\$ 521,380
Total	\$ 641,357,273	\$ 642,315,311	\$ 958,038

Summary of Revenue Changes

Other Funds revenues include proceeds from the issuance of general obligation bonds authorized under Article XI-Q, XI-G, and XI-F (1) of Oregon's Constitution, proceeds from the issuance of lottery revenue bonds, parking funds deposited in the Department of Administrative Services Capital Projects Fund established by ORS 276.005, reserves of the Veterans' Home Program, the Oregon Military Department Capital Construction Account, aircraft registration fees assessed in accordance with ORS 837.040 and 837.045, and interest earnings on bond proceeds. Federal Funds revenues are from the U.S. Department of Veterans' Affairs, Federal Aviation Administration, and National Guard Bureau.

Summary of Capital Construction Subcommittee Action

SB 5701 establishes and increases six-year expenditure limitations for capital construction projects. Projects in excess of \$1.0 million for the acquisition of land and the acquisition, planning, constructing, altering, repairing, furnishing, and equipping of buildings and facilities are categorized as capital construction projects.

Oregon Department of Administrative Services

Oregon Resilience Buildings: Approved a \$2,500,000 increase in Other Funds (Capital Projects Fund) expenditure limitation for the Mission Critical Facility Yellow Lot Building project that was established in the 2017 legislative session for planning related to a seismically resilient facility to be located on the yellow lot (Oregon Resilience Building). The increase brings total Other Funds capital construction limitation approved for the project to \$7,079,431. In addition, the Subcommittee approved updating the project name to reflect that planning activities will also cover an ancillary parking structure and power plant, the Oregon Resilience Building 2, that would be built on the red lot.

Department of Corrections

Capital Improvements and Renewal: Approved a \$54,000 increase in Other Funds (interest) expenditure limitation for the Capital Improvements and Renewal project that was established in the 2017 legislative session to make improvements in several facilities. The increase brings total Other Funds capital construction limitation approved for the project to \$26,347,534. The Department has earned interest on proceeds from the 2015F Article XI-Q general obligation bond sale that will be used to complete existing capital improvement projects, including completion of a rooftop HVAC upgrade and water system re-piping project.

Department of Veterans' Affairs

The Dalles Veterans' Home Capital Improvements: Approved establishing \$3,922,053 Federal Funds (U.S. Department of Veterans' Affairs construction grant) and \$2,111,875 Other Funds (Veterans' Home Program reserves) expenditure limitation for upgrades to the Oregon Veterans' Home in The Dalles. The project includes replacing the roof, siding, and fascia; adding airlock areas near exterior doors; upgrading two exterior garden areas; replacing an industrial water heater; and replacing interior window sills in resident rooms.

Lebanon Veterans' Home Capital Improvements: Approved establishing \$2,425,085 Federal Funds (U.S. Department of Veterans' Affairs construction grant) and \$1,305,815 Other Funds (Veterans' Home Program reserves) expenditure limitation for upgrades to the Edward C. Allworth Veterans Home in Lebanon. The project includes addition of a memory-care activity room; construction of a multi-purpose building for medical office space, staff offices, and training rooms; construction of a storage building; and upgrading the heating and cooling system.

Legislative Administration Committee

Capital Accessibility, Maintenance, and Safety: Approved a \$9,548,450 increase in Other Funds (Article XI-Q bonds) expenditure limitation for the Capitol Accessibility, Maintenance, and Safety project that was established in the 2017 legislative session to finance capital improvements to the State Capitol Building. The increase brings total 2017-19 Other Funds capital construction limitation approved for the project to \$23,269,092 and the total approved amount for the project to approximately \$60 million.

Oregon Military Department

Camp Umatilla Facilities Biomass Heating Upgrades: Approved establishing \$6,125,000 Federal Funds (National Guard Bureau) expenditure limitation to convert boilers from propane fuel to wood pellet fuel at Camp Umatilla. Decentralized wood-pellet boiler heating systems will be installed in eleven buildings on the Umatilla Training Center site.

Oregon Military Museum: Approved a \$378,726 increase in Other Funds (Capital Construction Account) expenditure limitation for the 2015-17 Oregon Military Museum capital project. The increase brings total Other Funds capital construction limitation approved for the project to \$1,104,689 and will allow the Oregon Military Department to expend donations for the design and construction of a research library in the new museum.

Department of Aviation

McDermitt State Airport Rehabilitation: Approved a \$521,380 increase in Federal Funds (Federal Aviation Administration) and \$57,932 increase in Other Funds (aircraft registration fees) expenditure limitation for the 2015-17 McDermitt State Airport Rehabilitation project. The increases bring total capital construction limitation approved for the project to \$2,336,380 Federal Funds and \$259,599 Other Funds to accommodate higher construction costs.

Higher Education Coordinating Commission (HECC)

The Subcommittee approved a \$74,650,000 increase in Other Funds capital construction six-year expenditure limitation for distribution of general obligation and lottery revenue bond proceeds to public universities. This amount corresponds to the total project amounts for three new university projects and increases in three previously approved projects. Projects are funded with proceeds from the issuance of Article XI-G bonds, Article XI-Q bonds, Article XI-F (1), and Lottery Revenue bonds and will be disbursed as grants or loans, as applicable, pursuant to grant contracts and loan agreements between HECC and each university. Project descriptions are included in SB 5702. The expenditure limitation will expire June 30, 2023.

DETAIL OF JOINT COMMITTEE ON WAYS AND MEANS ACTION

SB 5701-A

Various Agencies
Jean Gabriel 503-378-3107

DESCRIPTION	GENERAL	LOTTERY	OTHER	FEDERAL	TOTAL	POS	FTE
	FUND	FUNDS	FUNDS	FUNDS	FUNDS		
<u>COMMITTEE AUTHORIZATIONS</u>							
<u>EDUCATION PROGRAM AREA</u>							
<u>Higher Education Coordinating Commission</u>							
EOU - Field House Facility	\$ -	\$ -	\$ 9,000,000	\$ -	\$ 9,000,000	0	0.00
EOU - Track and Field Facilities Restoration	\$ -	\$ -	\$ 350,000	\$ -	\$ 350,000	0	0.00
OSU - Cascades Expansion - Academic Building 2	\$ -	\$ -	\$ 39,000,000	\$ -	\$ 39,000,000	0	0.00
SOU - Boiler Replacement	\$ -	\$ -	\$ 2,800,000	\$ -	\$ 2,800,000	0	0.00
UO - Campus for Accelerating Scientific Impact	\$ -	\$ -	\$ 20,000,000	\$ -	\$ 20,000,000	0	0.00
WOU - Natural Sciences Building Renovation	\$ -	\$ -	\$ 3,500,000	\$ -	\$ 3,500,000	0	0.00
<u>ADMINISTRATION PROGRAM AREA</u>							
<u>Oregon Department of Administrative Services</u>							
Oregon Resilience Buildings	\$ -	\$ -	\$ 2,500,000	\$ -	\$ 2,500,000	0	0.00
<u>PUBLIC SAFETY PROGRAM AREA</u>							
<u>Department of Corrections</u>							
Capital Improvements and Renewal	\$ -	\$ -	\$ 54,000	\$ -	\$ 54,000	0	0.00
<u>Oregon Military Department</u>							
Camp Umatilla Facilities Biomass Heating Upgrades	\$ -	\$ -	\$ -	\$ 6,125,000	\$ 6,125,000	0	0.00
<u>ECONOMIC AND COMMUNITY DEVELOPMENT PROGRAM AREA</u>							
<u>Oregon Department of Veterans' Affairs</u>							
The Dalles Veterans' Home Capital Improvements	\$ -	\$ -	\$ 2,111,875	\$ 3,922,053	\$ 6,033,928	0	0.00
Lebanon Veterans' Home Capital Improvements	\$ -	\$ -	\$ 1,305,815	\$ 2,425,085	\$ 3,730,900	0	0.00

LEGISLATIVE PROGRAM AREA

Legislative Administration Committee

Capitol Accessibility, Maintenance, and Safety	\$ -	\$ -	\$ -	\$ 9,548,450	\$ -	\$ 9,548,450	0	0.00
TOTAL	\$ -	\$ -	\$ 90,170,140	\$ 12,472,138	\$ 102,642,278	0	0.00	

2015-17 Supplemental Expenditure Limitation Adjustments

Oregon Military Department

Oregon Military Museum	\$ -	\$ -	\$ 378,726	\$ -	\$ 378,726	0	0.00
------------------------	------	------	------------	------	------------	---	------

Department of Aviation

McDermitt State Airport Rehabilitation	\$ -	\$ -	\$ 57,932	\$ 521,380	\$ 579,312	0	0.00
--	------	------	-----------	------------	------------	---	------

HB 4035 B BUDGET REPORT and MEASURE SUMMARY

Carrier: Sen. Boquist

Joint Committee On Ways and Means

Action Date: 03/02/18

Action: Do pass the B-Eng bill.

Senate Vote

Yeas: 11 - DeBoer, Frederick, Girod, Hansell, Johnson, Manning Jr, Monroe, President Courtney, Roblan, Steiner Hayward, Thomsen

Exc: 1 - Winters

House Vote

Yeas: 11 - Gombert, Holvey, McLane, Nathanson, Noble, Rayfield, Smith G, Smith Warner, Stark, Whisnant, Williamson

Prepared By: Tamara Brickman, Department of Administrative Services

Reviewed By: Doug Wilson, Legislative Fiscal Office

**Higher Education Coordinating Commission
2017-19**

This summary has not been adopted or officially endorsed by action of the committee.

HB 4035 B

1 of 3

Budget Summary*

	2017-19 Legislatively Adopted Budget	2018 Committee Recommendation	Committee Change From 2017-19 Leg. Adopted	% Change
			\$ Change	
General Fund	\$ -	\$ 2,700,095	\$ 2,700,095	100.0%
Total	\$ -	\$ 2,700,095	\$ 2,700,095	100.0%
<u>Position Summary</u>				
Authorized Positions	0	1	1	
Full-time Equivalent (FTE) Positions	0.00	1.00	1.00	

* Excludes Capital Construction Expenditures

Summary of Revenue Changes

The bill appropriates \$2,700,095 General Fund to the Higher Education Coordinating Commission (HECC).

Summary of Capital Construction Subcommittee Action

House Bill 4035 establishes a tuition assistance program for qualified Oregon National Guard members qualified participants who maintain a GPA of at least 2.0 and are working for either an Associate's or Bachelor's degree at an Oregon community college or public university. The bill limits the number of credit hours the program will pay for to 90 credits at a community college and 180 hours at a public university. The expectation is that the eligible Guard member will not have to pay for any tuition when factoring in other federal and state assistance and the payments under the program. Federal assistance includes, but is not limited to, PELL grants and assistance through federal Department of Defense. State assistance includes the Oregon Opportunity Grant. HECC is provided authority to promulgate rules to administer the program.

The Subcommittee adopted an amendment to clarify how the amount of tuition assistance is calculated and to appropriate \$2.5 million General Fund to HECC for tuition assistance payments for the 2018-19 academic year. The amendment also provides \$200,095 General Fund for staffing and associated costs. A permanent Operations and Policy Analyst 4 position (.58 FTE) was approved. In addition, additional FTE is added to two existing part-time positions at HECC -- a Research Analyst 3 (0.29 FTE) and an Information Systems Specialist 7 (0.13 FTE). The additional FTE for the Information System Specialist is for this biennium only.

DETAIL OF JOINT COMMITTEE ON WAYS AND MEANS ACTION

Higher Education Coordinating Commission
 Tamara Brickman (503) 378-4709

DESCRIPTION	GENERAL FUND	LOTTERY FUNDS	OTHER FUNDS			FEDERAL FUNDS		TOTAL ALL FUNDS	POS	FTE
			LIMITED	NONLIMITED	LIMITED	NONLIMITED				
<u>SUBCOMMITTEE ADJUSTMENTS</u>										
SCR 001-00 -Operations										
Personal Services	\$ 200,095	\$ -	\$ -	\$ -	\$ -	\$ -	\$ -	\$ 200,095	1	1.00
SCR 109-00 -Student Assistance										
Special Payments	\$ 2,500,000	\$ -	\$ -	\$ -	\$ -	\$ -	\$ -	\$ 2,500,000		
TOTAL SUBCOMMITTEE ADJUSTMENTS	\$ 2,700,095	\$ -	\$ -	\$ -	\$ -	\$ -	\$ -	\$ 2,700,095	1	1.00

HB 4053 B BUDGET REPORT and MEASURE SUMMARY

Carrier: Sen. Monroe

Joint Committee On Ways and Means

Action Date: 02/28/18

Action: Do pass the B-Eng bill.

Senate Vote

Yeas: 10 - DeBoer, Frederick, Girod, Hansell, Johnson, Manning Jr, Monroe, President Courtney, Steiner Hayward, Thomsen

Exc: 2 - Roblan, Winters

House Vote

Yeas: 11 - Gombert, Holvey, McLane, Nathanson, Noble, Rayfield, Smith G, Smith Warner, Stark, Whisnant, Williamson

Prepared By: Tamara Brickman, Department of Administrative Services

Reviewed By: Doug Wilson, Legislative Fiscal Office

**Higher Education Coordinating Commission
2017-19**

This summary has not been adopted or officially endorsed by action of the committee.

HB 4053 B

1 of 3

Budget Summary*

	2017-19 Legislatively Adopted Budget	2018 Committee Recommendation	Committee Change From 2017-19 Leg. Adopted	% Change
			\$ Change	
General Fund	\$ -	\$ 175,276	\$ 175,276	100.0%
Total	\$ -	\$ 175,276	\$ 175,276	100.0%

Position Summary

Authorized Positions	0	3	3
Full-time Equivalent (FTE) Positions	0.00	0.88	0.88

* Excludes Capital Construction Expenditures

Summary of Revenue Changes

House Bill 4053 directs the Chief Education Office, in collaboration with the Higher Education Coordinating Commission (HECC), to prepare an annual report on accelerated college credit programs. The first report is due by December 1, 2018. Subsequent to June 30, 2019, HECC becomes the only entity responsible for producing the annual report, which is due to the Legislative Assembly no later than December 1 of each year. The bill provides \$175,276 General Fund to HECC for three positions (0.88 FTE) to perform work necessary for development of the report.

Summary of Education Subcommittee Action

In 2018, the bill requires the Chief Education Office, in coordination with the Higher Education Coordinating Commission (HECC), to prepare a report on accelerated college credit programs. The 2018 annual report is due by December 1, 2018. Subsequent annual reports will be produced only by HECC and are due no later than December 1 of each year.

A \$175,276 General Fund appropriation is provided to HECC for three positions (0.88 FTE) to conduct work necessary to produce the report. The three positions are permanent part-time positions and are as follows: an Operations and Policy Analyst 4 (0.13 FTE) for developing sample methodology and guidelines for post-secondary institutional reporting in 2018 and for producing the annual report; a Research Analyst 3 (0.50 FTE) to work with post-secondary institutions on a regular basis for data submittal and analysis; and an Information Services Specialist 7 (0.25 FTE) to coordinate the data submissions from the post-secondary institutions. Going forward, in the 2019-21 biennium, the FTE for the Information Services Specialist 7 position is reduced to 0.13 FTE once the initial work is complete.

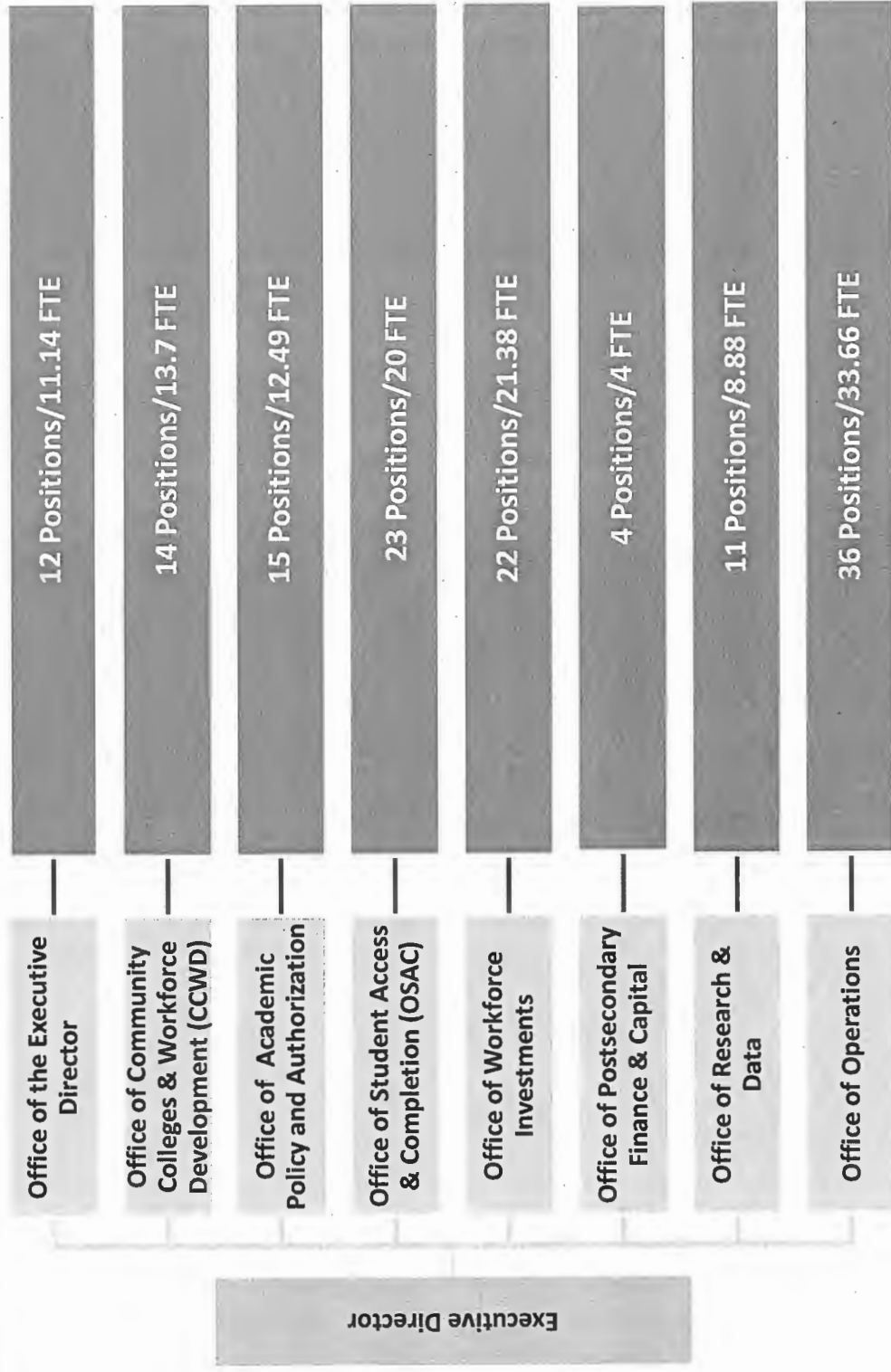
DETAIL OF JOINT COMMITTEE ON WAYS AND MEANS ACTION

Higher Education Coordinating Commission
 Tamara Brickman (503) 378-4709

DESCRIPTION	GENERAL FUND	LOTTERY FUNDS	OTHER FUNDS			FEDERAL FUNDS			TOTAL ALL FUNDS	POS	FTE
			LIMITED	NONLIMITED	LIMITED	NONLIMITED	LIMITED	NONLIMITED			
SUBCOMMITTEE ADJUSTMENTS											
SCR 001-01 - Operations											
Personal Services	\$ 162,292	\$ -	\$ -	\$ -	\$ -	\$ -	\$ -	\$ -	\$ 162,292	3	0.88
Services and Supplies	\$ 12,984	\$ -	\$ -	\$ -	\$ -	\$ -	\$ -	\$ 12,984			
TOTAL SUBCOMMITTEE ADJUSTMENTS	\$ 175,276	\$ -	\$ -	\$ -	\$ -	\$ -	\$ -	\$ 175,276	3	0.88	

HECC Org Chart and Positions, GRB 2019-21

The Higher Education Coordinating Commission is a 14-member volunteer commission appointed by the Oregon Governor. The Commission is supported by the Higher Education Coordinating Commission state agency, comprised of eight distinct offices



AGENCY SUMMARY: ABOUT THE HIGHER EDUCATION COORDINATING COMMISSION

About the HECC

As the single state entity responsible for ensuring pathways to higher educational success for Oregonians statewide, the State of Oregon's Higher Education Coordinating Commission (HECC) sets state policy and funding strategies, administers numerous programs and approximately \$3 billion public funding, and convenes partners working across the public and private higher education arena to achieve state goals. The HECC is dedicated to fostering and sustaining high quality, rewarding pathways to postsecondary opportunity and success for all Oregonians through an accessible, affordable, and coordinated network of college and career training programs.

In 2011, the Oregon Legislature established "40-40-20" as the State's goal for educational attainment in Oregon, recognizing the importance of higher education as a target for enabling individual opportunity and achieving societal success in an increasingly knowledge-based global economy. The State's 40-40-20 goal commits to a future in which all Oregonians will complete their education and gain the ability to contribute to our society and economy. The HECC is responsible for advancing 40-40-20 by overseeing pathways to postsecondary success from the point at which students consider their options for secondary educations through their learning, training and mastering of skills in college and career training programs.

Oregon enacted significant higher education governance reform in recent years, providing increased autonomy to public universities while establishing the HECC in 2013 as the sole state commission and agency with coordination, funding, and oversight responsibilities for all aspects of postsecondary education including 7 public universities, 17 public community colleges, private and independent colleges and universities, 9 local workforce development boards and their providers, private career and trade schools, and state financial aid.

As the State of Oregon's single, comprehensive portal to all sectors of higher education, HECC is uniquely positioned to provide strategic focus in areas such as: investing resources to maximize student success, increasing postsecondary affordability, improving pathways to and across postsecondary institutions, and connecting job-seekers with employment. Led by its 14-member volunteer commission, the HECC determines state funding allocations to public institutions, approves new degree and certificate programs, licenses and authorizes private post-secondary institutions, makes budget and policy recommendations to the Governor and Legislature, collects and reports post-secondary data, administers state financial aid and other access programs, and undertakes a variety of other reporting and oversight responsibilities that state law assigns to it. Its approach is guided by a Commission-adopted strategic plan, described in more detail below, that is organized around the Commission's overarching goals of student success, equity, affordability, and economic and community impact, each of which is linked to key performance measures.

AGENCY SUMMARY: ABOUT THE HIGHER EDUCATION COORDINATING COMMISSION

The Commission meets publicly on a near monthly basis for full commission meetings. In addition, the HECC convenes work groups, task forces, and advisory committee meetings with specific charges and timeframes.

The Commission is supported by an executive director, who oversees the work of eight offices described below, all of which support the statutory responsibilities of the Commission.

Offices of the Higher Education Coordinating Commission:

- **The Office of the Executive Director** carries out the central executive role of the agency, as well as communications, legislative affairs, human resources, policy initiatives, and other roles for the integrated agency. *(Note: This office was previously named the Office of the Executive Director, Policy, and Communications, and the agency has not completed making this change in public materials.)*
- **The Office of Student Access & Completion (OSAC)**, formerly the Oregon Student Access Commission, administers a variety of state, federal, and privately funded student financial aid programs for the benefit of Oregonians attending institutions of postsecondary education, including the Oregon Opportunity Grant, the Oregon Promise, and more than 600 private scholarships. OSAC also administers other student outreach programs, such as Oregon ASPIRE, and works in partnership with foundations, private individuals, financial institutions, and employers. Oregon ASPIRE matches trained and supportive adult volunteer mentors in more than 150 middle schools, high schools, and community-based organizations to help students develop a plan to meet their education goals beyond high school. OSAC also includes Veterans Education which provides oversight of programs for veterans.
- **The Office of Community Colleges and Workforce Development (CCWD)**, formerly the Department of Community Colleges and Workforce Development, provides coordination and resources related to Oregon's 17 community colleges and adult basic skills providers. CCWD also provides statewide administration related to Career and Technical Education (CTE) (including the Carl D. Perkins Vocational and Technical Education Act), Accelerated Learning, Career Pathways, Community College Program Approval, GED ® testing and high school equivalency English Language Learners, and the Workforce Innovation and Opportunity Act (WIOA) for Adult Education (Title II).
- **The Office of Postsecondary Finance and Capital** provides fiscal coordination related to Oregon's public postsecondary institutions, including financial planning, biennial budget recommendations for the Public University Support Fund, Public University State Programs, Public University Statewide Public Services, capital investments, fiscal reporting and analysis, capital bond funding administration, and the allocation of state funding to public postsecondary institutions. *(Note: This office was previously named the Office of University Coordination. The updated name reflects the inclusion of certain responsibilities for the 2-year sector that will be fully implemented during the 2019-21 biennium. The agency has not completed making this change in public materials.)*

AGENCY SUMMARY: ABOUT THE HIGHER EDUCATION COORDINATING COMMISSION

- **The Office of Academic Policy and Authorization:** This office oversees two primary areas of work: 1) the quality, integrity, and diversity of private postsecondary programs in Oregon for the benefit of students and consumers, and 2) public university academic policy. The private postsecondary units includes the Office of Degree Authorization (ODA), which authorizes private degree-granting institutions and distance education providers and the Private Career Schools (PCS) licensing unit, which licenses and supports private career and trade schools. ODA and PCS are responsible for student and consumer protection from diploma mills and unlicensed career schools. The public university academic policy unit provides academic coordination related to Oregon's seven public universities, including coordination of the academic program approval process, statewide initiatives and legislative directives to enhance postsecondary pathways and student success. (*Note: This office was previously named the Office of Private Postsecondary Education and the agency has not completed making this change in public materials.*)
- **The Office of Workforce Investments (OWI)** is responsible for convening partnerships in the workforce system, supporting the Oregon Workforce Investment Board (OWIB) as well as Local Workforce Development Boards (LWDBs) and implementing the Governor's vision and the OWIB strategic plan. The OWI is a collaboration with the Oregon Employment Department (OED) and includes the Workforce Innovation and Opportunity Act (WIOA) Youth, Adult, Dislocated Worker and Federal Discretionary grants. OWI administers the Oregon Youth Conservation Corps and staffs its Advisory Committee. OWI also administers Oregon Volunteers, supporting statewide service and volunteer efforts, and providing funds for the state-based AmeriCorps program.
- **The Office of Research and Data** collects data on students, courses, demographics, enrollments, academic performance, and academic awards in order to comply with state and federal reporting requirements, provides effective recommendations to state and agency policy, meets reporting responsibilities, and conducts research to better understand and manage the postsecondary enterprise. The office is responsible for providing postsecondary education research and analytic services to support the Commission's efforts to achieve 40-40-20 and equity in Oregon higher education and to track progress in achieving all of the Commission's strategic goals.
- **The Office of Operations** provides business services to ensure accountability, data driven decisions, and responsible stewardship of resources. It coordinates the establishment of policies and strategies to achieve the agency's mission and strategic goals and ensures compliance with state and federal requirements. The Budget unit provides program and administrative budget planning, financial analysis and technical budget support. The Financial Services unit provides accounting services, administers employee benefits and payroll, prepares financial reports, and collects funds owed to HECC. The Contracts and Procurement unit oversees purchasing, conducts solicitations, and prepares and processes contracts. The Information Technology unit provides planning and analysis, networking, data management, security, and customer support services for 23 separate information systems.

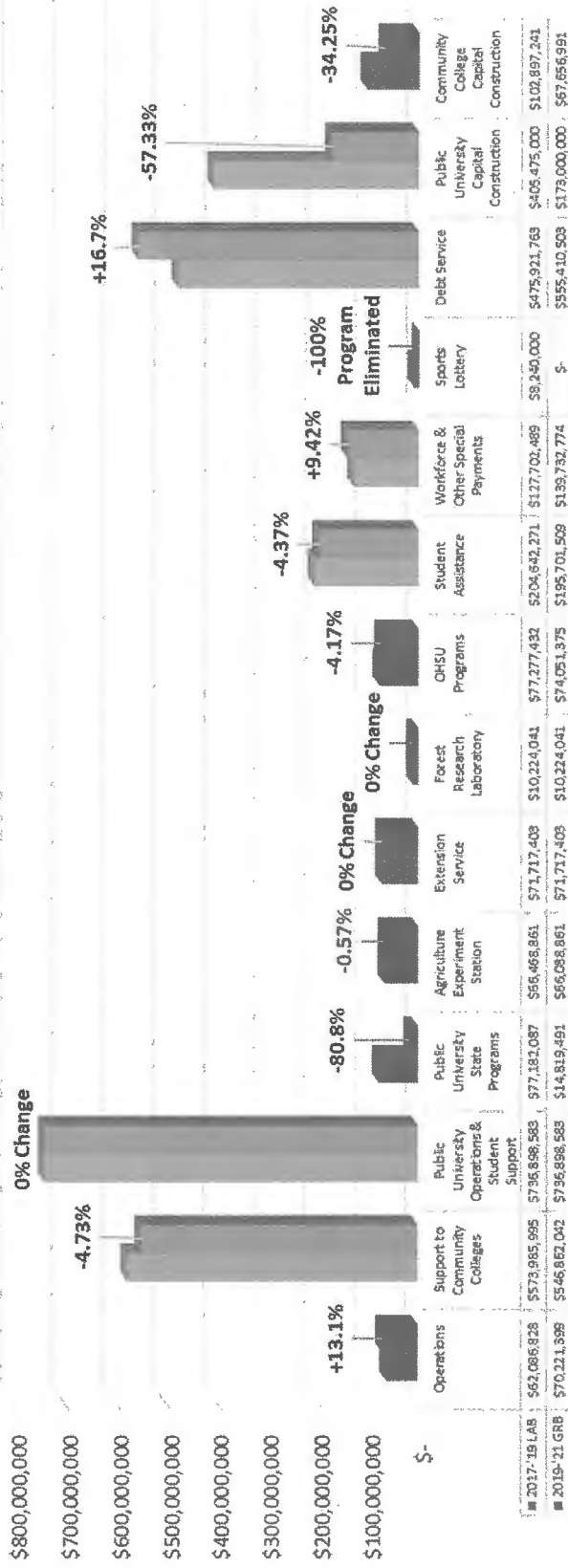
AGENCY SUMMARY: BUDGET SUMMARY GRAPHICS

Budget Summary Graphics

Figure A. State Investment in Postsecondary Education (All Funds, in millions)

The following graphic shows the largest categories of the postsecondary education budget for recent biennia, compared to the ARB recommendations.

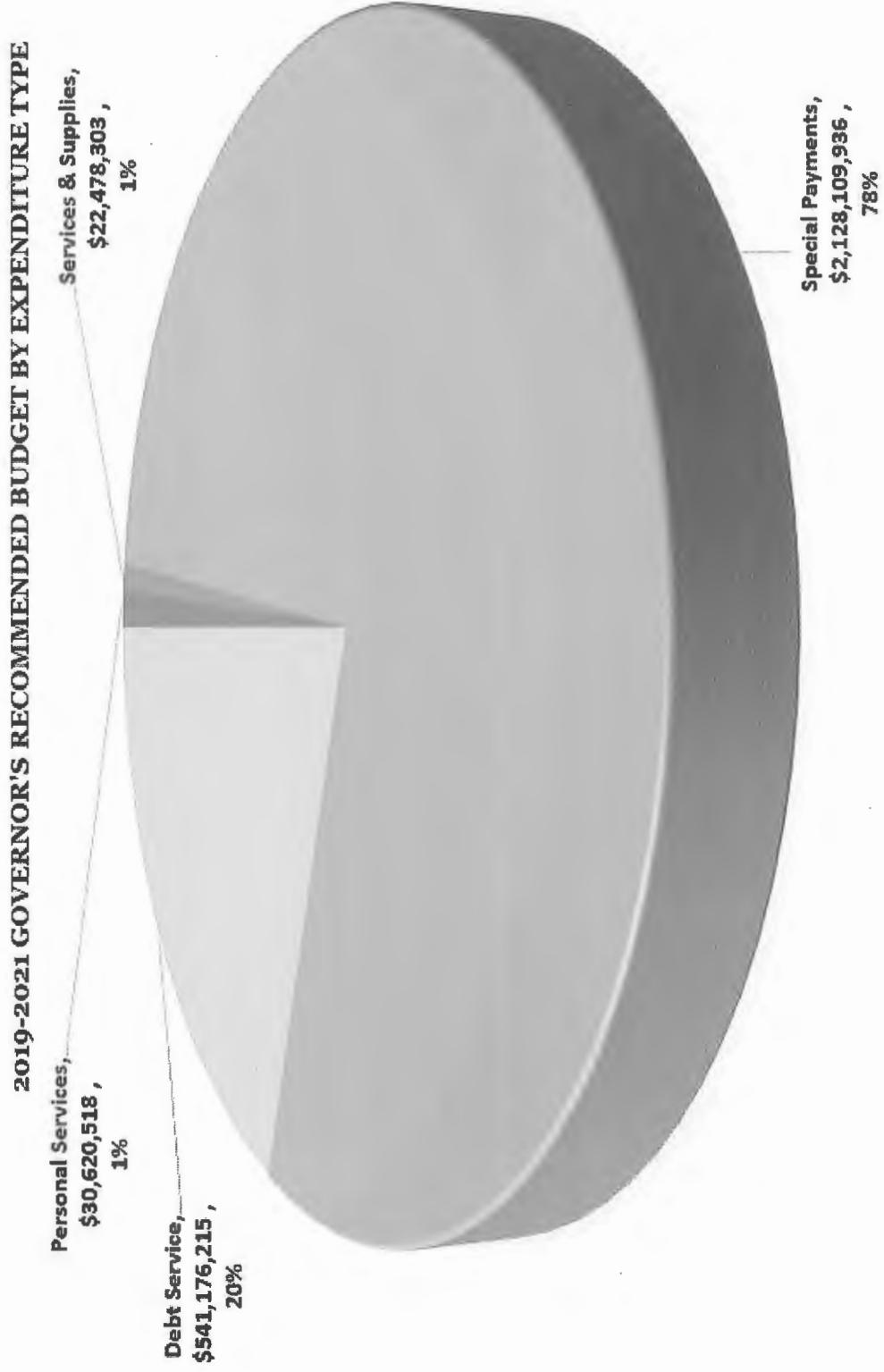
Net Change in GRB Budget from 2017-'19 LAB Overall Change: -9.28% or \$278,335,022 Reduction



■ 2017-'19 LAB ■ 2019-'21 GRB


AGENCY SUMMARY: BUDGET SUMMARY GRAPHICS

Figure B. 2019-21 HECC Governor's Budget (\$2,722,384,972 Total Funds)



AGENCY SUMMARY: BUDGET SUMMARY GRAPHICS

Figure C. 2019-21 HECC Governor's Recommended Budget by Fund Type



AGENCY SUMMARY: MISSION STATEMENTS AND STATUTORY AUTHORITY

Mission Statements

Mission

The mission of the Higher Education Coordinating Commission, derived from its chartering statutes, is to:

- 1. Dramatically and equitably improve postsecondary educational attainment levels;**
- 2. Improve Oregon’s economic competitiveness and quality of life; and**
- 3. Ensure that Oregon students have affordable access to colleges and universities.**

HECC Vision Statement

The HECC recently updated its Vision Statement as follows:

The Higher Education Coordinating Commission (HECC) envisions a future in which all Oregonians—and especially those whom our systems have underserved and marginalized—benefit from the transformational power of high-quality postsecondary education and training. It is a future where innovative public and private colleges, universities, and training providers help Oregonians to reach their highest potentials, build trajectories to family-wage careers, foster a more just society, and break patterns of intergenerational poverty. It is a future where postsecondary education fuels a resilient economy by anticipating workforce needs and by fostering innovation, research, and knowledge. In the future we envision, all Oregonians enjoy well-lived lives thanks to the myriad benefits of postsecondary education and training: higher earnings, lower unemployment rates, self-sufficiency, civic involvement, better health, and more. Our communities thrive as a result.

Values and Beliefs

The HECC’s Strategic Framework 2017-21 defines the Commission’s list of values and beliefs:

- *Postsecondary education, including higher education and workforce training, is critical to ensuring the economic, civic, and social well-being of our state and its residents.*
- *Everyone has the ability to learn, and we have an ethical and moral responsibility to ensure optimal learning environments.*

AGENCY SUMMARY: MISSION STATEMENTS AND STATUTORY AUTHORITY

- *We define postsecondary education broadly including the diverse array of education credential options after high school (from apprenticeships to doctorates).*
- *We are committed to improving the postsecondary success of students who have been historically underserved, including students of color, English language learners, economically disadvantaged students, LGBTQ students, and students with disabilities. We will apply the HECC's Equity Lens to this mission.*
- *We are committed to partnership to foster a streamlined, student-focused, equitable PK-20 education system.*
- *Increasing access to postsecondary education and training is critical, but so too is increasing the success rates of learners who are enrolled.*
- *Our Commission and agency must be publicly transparent, inclusive, and collaborative. We have a particular responsibility to bring underrepresented stakeholders, students, and partners to the table.*
- *Planning and strategies for postsecondary education and training should reflect the state's specific talent and workforce needs.*
- *Competition among Oregon public postsecondary institutions can be beneficial, but we should avoid unnecessary duplication in order to promote smooth pathways for learners and the efficient use of taxpayer dollars.*
- *As a coordinating commission, we are mindful that we do not govern institutions that directly serve Oregon learners. We lead through a careful, rigorous approach to our specific statutory responsibilities, and by convening, championing successes, and guiding statewide strategies.*

Statutory Authority

HECC's statutory authorities include:

- Authorities related to **providing one strategic vision for Oregon higher education planning, funding, and policy**, including the development of biennial budget recommendations for public postsecondary education in Oregon, making funding allocations to Oregon's public community colleges and public universities, and adopting a strategic plan for achieving the state's postsecondary goals.
- Authorities related to **authorization of programs and degrees**, including approving mission statements and new academic programs for the public institutions, authorizing degrees that are proposed by private and out-of-state (distance) providers, licensing private career and trade schools, and overseeing programs for veterans.
- Authorities related to **administering key financial aid, workforce, and other programs**; including administration of financial aid programs such as the Oregon Opportunity Grant (state need-based student aid) and the Oregon Promise; managing state implementation of the federal Workforce Innovation and Opportunity Act (WIOA) with state, local and

AGENCY SUMMARY: MISSION STATEMENTS AND STATUTORY AUTHORITY

regional partners; developing dual credit standards, transfer standards, and credit for prior learning standards; and numerous other directives.

- Authorities related to **evaluating and reporting the success of the higher education efforts**, including data collection, analysis, research, and reporting across all sectors of higher education, and conducting annual institutional evaluations for public universities.

Oregon Revised Statute (ORS):

ORS Chapter 350.050 through 350.120 Higher Education Coordinating Commission Generally
ORS Chapter 337.521 Instructional Materials
ORS Chapter 340.310 Dual Credit Programs
ORS Chapter 341.430 Transfer Student Bill of Rights and Responsibilities
ORS Chapter 345.020 Operation of Career Schools
ORS Chapter 348.603 Degree Authorization
ORS Chapter 348.750 Open Educational Resources Program

Oregon Administrative Rule (OAR):

OAR 583 Office of Degree Authorization
OAR 715 Higher Education Coordinating Commission

(CCWD) Oregon Revised Statute:

ORS Chapter 326 State Administration of Education
ORS Chapter 341 Community Colleges

Oregon Administrative Rule:

OAR 151 Education and Workforce Policy
Division 10 Workforce Investment Act Program
OAR 581 Oregon Department of Education
Division 44 Workforce 2000 Vocational Technical Education Program
OAR 589 Department of Community Colleges and Workforce Development
Division 2 Community College Funding
Division 3 Community College Capital Projects
Division 4 Student Records

AGENCY SUMMARY: MISSION STATEMENTS AND STATUTORY AUTHORITY

Division 5 Community College Formation and Annexation
Division 6 Community College Course Approval
Division 7 Community College Programs
Division 8 Community College Personnel Policies
Division 9 Student Measles Immunization
Division 10 Discrimination Prohibited
Division 20 Workforce Investment Act

(ODA) Oregon Revised Statute:

ORS Chapter 348.603 Degree Authorization

Oregon Administrative Rule:

OAR 583 Higher Education Coordinating Commission, Office of Degree Authorization

Division 30 Standards and Procedures for Schools Required to Obtain Authorization to Offer Academic Degrees in Oregon, Or Required to Establish Exemption

Division 50 Validation or Invalidation of Claim to Possess an Academic Degree

Division 70 Oversight of Post-Secondary Accrediting Bodies

(OSAC) Oregon Revised Statute:

ORS 341.522 Oregon Promise program

ORS 348 Student Aid

ORS 348.260 Oregon Opportunity Grant (OOG)

ORS 348.500 ASPIRE Programs

ORS 352.287 Resident tuition and fees for persons who are not United States citizens or lawful permanent residents;

ORS 411.894 Oregon JOBS Individual Education Account

ORS 461.543 OOG/Lottery-funded Sports Lottery Account

Oregon Laws (2018) Chapter 53: Oregon National Guard Tuition Assistance

Oregon Administrative Rule:

OAR 575 Oregon Student Access Commission

(PCS) Oregon Revised Statute:

ORS 345 Career Schools

ORS 341.440 Contracts for educational services

AGENCY SUMMARY: MISSION STATEMENTS AND STATUTORY AUTHORITY

ORS 687.011 Massage therapists

Oregon Administrative Rule:

OAR 581 Oregon Department of Education
Division 15 Private School Approval
Division 21 School Governance and Student Conduct
Division 45 Private Vocational Schools

AGENCY SUMMARY: AGENCY STRATEGIC PLAN

Agency Strategic Plan

The Higher Education Coordinating Commission is required by statute (ORS 350.075(d)) to adopt a strategic plan for state postsecondary goals, and the Commission committed to updating this plan on a regular basis. The HECC's current 2016-20 Strategic Plan, adopted in February, 2016, provides a foundation and scaffolding for preparing more Oregonians with the degrees, certificates, and training they need to succeed in their goals and careers.

The 2016-20 comprehensive plan describes challenges and opportunities in higher education, and defines key priorities and strategies that will guide higher education funding and policy decisions within the HECC authority in the areas of goal-setting, funding, pathways, student support, college affordability, and economic and community impact. The plan to improve higher educational success for all Oregonians is anchored by the Equity Lens, which commits the commission and agency to ensure its policy and resource allocation decisions advance equity. The 2016-2020 plan noted that Oregon has considerable work to do before reaching 40-40-20, and while there has been improvement, these improvements have not been seen equally by all groups. Students in Oregon's education pipeline—especially low-income, rural, and students of color—still are not accessing and succeeding in higher education at equitable rates. The Plan states “As Oregon works toward 40-40-20, the HECC will continue to take a lead role in convening partners to further align programming and supports to close the achievement and opportunity gaps for low-income students, students of color, and recent high school graduates. HECC will also deepen connections between Oregon's education and workforce systems.”

As an addendum and update to the 2016-2020 Strategic Plan, the Commission in December 2017 adopted a Strategic Framework 2017-2021 that will guide its strategic action in the coming years. The Strategic Framework describes the Commission's updated vision, mission, values and beliefs, and defines four key areas of activity that can be used by the Commission to prioritize existing and future strategic initiatives. The Strategic Plan, Framework, and Equity Lens are available at <https://www.oregon.gov/highered/about/Pages/strategic-plan.aspx>.

Goals:

The Strategic Framework 2017-2021 identifies four key Strategic Goals, derived from the 2016-20 Strategic Plan.

**STUDENT SUCCESS,
EQUITY,
AFFORDABILITY, and
ECONOMIC AND COMMUNITY IMPACT.**

Strategic Areas of Activity 2017-2021

AGENCY SUMMARY: AGENCY STRATEGIC PLAN

The Strategic Framework also defines four key areas of activity that the Commission is using to prioritize existing and future strategic initiatives.

- **REPORTING to steer progress:** Through advanced data analysis, evaluation, and reporting, HECC will build public and institutional commitment to meeting achievement goals and closing equity gaps. Achieving Oregon’s higher education and workforce goals will require shared ownership for specific outcomes, timely data, and a better understanding of what works and what does not work. To address these needs, the HECC will work with institutional leaders and community partners to identify the specific contributions each entity can make to achieving state goals. The Commission and agency will monitor state and institutional progress, producing research and reports that drive shared accountability, better decision-making, and course corrections when needed.
- **FUNDING for success:** HECC will develop an approach to state funding higher education and workforce that is directly linked to student success. To achieve state attainment goals, higher education and workforce must be sufficiently funded. Likewise, the state’s distribution processes for its resources should reflect our emphasis on student success and equity. The HECC will propose budgets to the Governor and Legislature that reflect the most efficient way public investment in higher education and workforce can increase quality and improve student outcomes. This approach to state funding will require a view that transcends the boundaries of traditional support funds for institutions.
- **Streamlining Learner PATHWAYS:** HECC will promote clear onramps to education and training, reduce barriers for transfer students, and link graduates with careers. Existing educational pathways are not serving Oregonians equitably or well. To dramatically expand postsecondary educational attainment, Oregon needs to smooth pathways to success for all students, especially nontraditional and underrepresented populations.
- **Expanding Opportunity through OUTREACH:** HECC will develop a comprehensive outreach plan to ensure all Oregonians have access to affordable, relevant options for postsecondary training. Too few Oregonians today receive relevant and comprehensive information about options for affordable postsecondary education and training. To significantly improve the successful transition of Oregon’s youth and adult population to postsecondary education, while closing gaps in access, achievement, completion and employment, we must better connect Oregonians with affordable options for postsecondary education and training.

To effectively exercise its functions, the HECC works in close partnership with campus leaders, governing boards, faculty, students, and state partners—playing a critical convening role for Oregon higher education and the communities that it affects.

AGENCY SUMMARY: CRITERIA FOR BUDGET DEVELOPMENT

Criteria for Budget Development

The HECC relied on input from a variety of state and local agencies and partners when developing the agency budget. The budget advances:

- Oregon’s Educational Attainment Goal: the 40-40-20
- The HECC Strategic Plan and Strategic Framework
- The Equity Lens
- The Governors’ Education Priorities
- The Oregon Workforce and Talent Development Board (WTDB) Strategic Plan
- Talent Assessment and new Adult Education and Training Goal (in development)
- The State Board of Education’s Goals

Oregon’s Educational Attainment Goal: the 40-40-20

Recognizing the urgency to improve educational attainment for its residents, Oregon has committed not only to improving, but to becoming one of the best-educated populations in the world. In 2011, the Oregon Legislature adopted an ambitious goal to ensure that by 2025:

- 40 percent of Oregonians have earned a bachelor’s degree or higher.
- 40 percent of Oregonians have earned an associate’s degree or postsecondary credential as their highest level of educational attainment.
- 20 percent of Oregonians have earned at least a high school diploma, an extended or modified high school diploma, or the equivalent of a high school diploma as their highest level of educational attainment.

The goal, known as “the 40-40-20 Goal,” has become shorthand for the efforts of the Legislature, Governor, the Chief Education Office, and other state education boards, commissions, and agencies to significantly improve the education achievement levels and prosperity of Oregonians by 2025. The 40-40-20 Goal provides a clear target – a “North Star” aligned with Oregonians’ economic, civic, and social aspirations -- against which to generally gauge the State’s educational progress. The HECC, the Chief Education Office, and the Governor have worked together under the belief that in order for the 40-40-20 Goal to be meaningful, it must be accompanied by the clear understanding that increased levels of attainment of diplomas, degrees and certificates must be achieved equitably, with Oregon’s diversity – of race, ethnicity, gender, home language, socioeconomic status and geography – equally well-represented in each stage.


With the passage of House Bill 2311 in 2017, Oregon clarified its 40-40-20 educational goal to focus it strategically on young Oregonians rising through the education system. As of January 1, 2018, the 40-40-20 was refocused as a pipeline goal, applying to the expected high school class of 2025 (and beyond), rather than to all adult Oregonians. House Bill 2311 also clarified the

AGENCY SUMMARY: CRITERIA FOR BUDGET DEVELOPMENT

state's commitment to ambitious educational outcomes for working-age Oregonians by requiring that HECC work with the Oregon Workforce Investment Board and institutional partners on creation of a new set of goals for the adult population.

Figure D. displays current educational attainment rates of Oregon young adults, compared against the attainment goals of 40-40-20.

Figure D. Oregon Educational Attainment Rates 2016



AGENCY SUMMARY: CRITERIA FOR BUDGET DEVELOPMENT

HECC Strategic Plan and Strategic Framework

The budget development is informed by the HECC Strategic Plan 2016-20 and the four key areas of strategic activity defined in the Strategic Framework 2017-21 which the Commission is using to prioritize existing and future strategic initiatives. These are described in detail in previous sections.

- REPORTING to steer progress
- FUNDING for success
- Streamlining Learner PATHWAYS
- Expanding Opportunity through OUTREACH
- The budget development also aims to achieve the Strategic Goals of STUDENT SUCCESS, EQUITY, AFFORDABILITY, and ECONOMIC AND COMMUNITY IMPACT.

The Equity Lens

The HECC Strategic Plan is anchored by the Equity Lens, which commits the HECC to ensuring that its policy and resource allocation decisions advance equity. The Oregon Equity Lens was adopted by the HECC in 2014 as a cornerstone to the State's approach to education policy and budgeting. The purpose of the Equity Lens is to clearly articulate a shared goal for an equitable education system, to put into place the intentional policies, investments, and systemic changes necessary to reach this goal and to create clear accountability structures to ensure that we are actively making progress and correcting past inequities.

Governor's Education Priorities

In a letter to state officials in October, 2017, Governor Brown directed the Chief Education Office, Oregon Department of Education, Early Learning System and Higher Education Coordination Commission to apply guiding principles of equity and accountability to new and existing initiatives, and set a series of education priorities, described below.

Governor's Guiding Principles:

- Require a high standard of accountability in implementation, ensuring outcomes are measured and every dollar in public investment for our students is well spent.
- Ensure our students, children, and young people are provided the full benefit of programs as intended in the State Equity Lens for education.

Unified Education Budget

Governor Brown directed the agencies to establish a unified education budget for the 2019-21 biennium that:

- ensures more students meet key education benchmarks;

AGENCY SUMMARY: CRITERIA FOR BUDGET DEVELOPMENT

- recognizes critical opportunities to support key student transitions;
- improves school readiness and attendance;
- improves high school and college completion rates; and
- establishes meaningful pathways to careers and workforce

Establish a Statewide Early Learning Plan

The Governor also directed education state officials to work with other relevant state agencies to support a more integrated early learning system that serves all Oregon communities. Officials are directed to develop a new statewide plan for early learning in Oregon from prenatal to age five, and to work in tandem with partners to better support the transition of students from prekindergarten through third grade. These activities are expected to result in proposals to be considered for inclusion in the recommended budget for 2019-21.

Achieve Aggressive High School Graduation Goals

The Governor described expectations for Oregon Department of Education to actively foster collaborations between educators, schools and communities to ensure Oregon achieves the goals in our Every Student Succeeds Act state plan to continuously increase high school graduation rates across all populations. In addition, the Governor directed:

- Further planning and action to ensure ODE's focus on equity and cultural responsiveness
- Strategies to improve outcomes for traditionally underserved students under Oregon's statewide equity plans
- Key functions of the Education Innovation Officer to be integrated within the ODE structure
- Recommendations for the Youth Development Division related to drop-out prevention strategies and career-connected learning
- Resources to advance educator and school leader professional learning and culturally responsive practices

Expand Career Connected Learning Aligned to Workforce Needs

The Governor described opportunities to build on goals and strategies outlined by the HECC focused on expanded career-connected degree programs, and those strategies called out through the statewide STEAM Education Plan, and implemented through state investments in career pathway programs across K-12 and higher education, and under Measure 98. The Education Cabinet is expected to work with partners to realign regional workforce needs with career-connected learning in K-12 schools and certificate and degree programs at Oregon community colleges and universities.

AGENCY SUMMARY: CRITERIA FOR BUDGET DEVELOPMENT

Future Ready Oregon

In February 2018, Governor Brown launched Future Ready Oregon, which includes a number of initiatives intended to provide skill and job training to Oregonians to close the gap between the skills of Oregon workers and the needs of Oregon businesses. The HECC Office of Workforce Investments (OWI) and the Oregon Workforce and Talent Development Board (WTDB) play key roles in supporting the realization of the Governor's vision in this area. The components of Future Ready are:

- Prepare our future workforce by making investments in education that uses hands-on learning.
- Prepare our current workforce by arming them with the skills they need to help Oregon's economy grow, through:
 - Next-Gen Apprenticeships
 - Turn wage earners into job creators (House Bill 4144)
 - Increase affordable housing supply in rural Oregon
 - Ensure investments by the state are felt equitably across Oregon
 - Ease entry to high growth industries

Oregon Workforce and Talent Development Board (WTDB) Strategic Goals

States are required to submit a single, coordinated state plan for all core programs under the Workforce Innovation and Opportunity Act (WIOA). To assist the Governor in the development of this plan, the Workforce and Talent Development Board (WTDB) developed a four year Strategic Plan to create the road map for the workforce system to capitalize on its strengths, identify and address obstacles, and promote continuous improvement of services through actionable recommendations and guidance. The Strategic Plan, adopted in September 2015 and revised June 2017, identifies four key goals critical to successfully achieving the WTDB's vision of a strong state economy and prosperous communities are fueled by skilled workers, quality jobs, and thriving businesses.

- Goal 1: Create a customer-centric workforce system that is easy to access, highly effective, and simple to understand.
- Goal 2: Provide business and industry customized workforce solutions to prepare and deliver qualified and viable candidates and advance current workers.
- Goal 3: Invest in Oregonians to build in-demand skills, match training and job seekers to opportunities, and accelerate career momentum.
- Goal 4: Create and develop talent by providing young people with information and experiences that engage their interests, spur further career development, and connect to Oregon employers.

AGENCY SUMMARY: CRITERIA FOR BUDGET DEVELOPMENT

Talent Assessment and new Adult Education and Training Goal (in development)

Pursuant to House Bill 2311 (2017) and House Bill 3437 (2017), the State directed the HECC, the WTDB, and partners to develop a new adult education and training goal for Oregonians and this work is in progress. In addition, the first-ever Talent Assessment is currently in development. A consultant team is working toward a result that significantly engages business and industry leaders, builds-upon and adds value to the Oregon Talent Council's Talent Plan and uses the Oregon Employment Department's Long-Term Projections. The adult attainment and talent development work is focused on identifying in-demand occupations and skills, current and future talent needs and gaps, engaging the voice of business and industry, and including public workforce system stakeholders to better meet the needs of the talent marketplace and Oregon's economy.

Department of Education Strategic Plan, Goals

The Oregon Department of Education identifies four key goals in their Strategic Plan:

- Start Strong
- Transition Successfully
- Graduate College and Career Ready
- Experience Outstanding Customer Service

AGENCY SUMMARY: KEY PARTNERSHIPS

Key Partnerships

Key education partners for the **HECC Office of the Executive Director** and **all offices** include the Governor's Office, the Chief Education Office, the State Board of Education, the Department of Education, Oregon Employment Department, Oregon Workforce and Talent Development Board, PK-12 and postsecondary faculty, administrators, counselors and other professionals working in Oregon schools, Oregon's 9 federally recognized tribes, Oregon Health & Science University (OHSU), public university Boards of Trustees and Community College Boards, the Oregon Student Association, Oregon Community College Association, Oregon Council of University Presidents, Inter-institutional Faculty Senate, Oregon Education Association, Oregon Alliance of Independent Colleges and Universities, Oregon Student Association, U.S. Department of Education, U.S. Department of Labor, Oregon Workforce Partnership, State Higher Education Officers Association (SHEEO), Western Interstate Consortium on Higher Education (WICHE), the Education Commission of the States, and various higher education associations and foundations focused on the Oregon higher education enterprise. Entities within the agency have many additional partners, including but not limited to:

The Office of Academic Policy and Authorization:

- **University Academic Policy**— Key partners include Oregon's seven public universities, including Provosts' Council, Inter-Institutional Faculty Senate (IFS), Oregon Council of Presidents (OCOPS); Oregon Transfer Agreement Committee (OTAC); Oregon Student Association (OSA); Nine Federally Recognized Tribes in Oregon; Oregon Department of Education, Oregon Department of Human Services; Oregon Health Authority; U.S. Department of Education; Western Interstate Consortium on Higher Education (WICHE), National Council of State Authorization Reciprocity Agreements (NC-SARA); North West Council of Colleges and Universities (NWCCU accrediting body); State Higher Education Executive Officers Association (SHEEO); National Alliance of Concurrent Enrollment Partnerships (accrediting body); and non-profit advocacy groups.
- **Office of Degree Authorization (ODA)** – Key partners include Oregon licensing boards, workforce development committees, Northwest Career Colleges Association, Oregon Alliance of Independent Colleges, CCWD, accrediting organizations, state authorization offices in other states, U.S. Department of Education, Consumer Affairs Division of Department of Justice, U.S. Immigration and Customs Enforcement/Homeland Security, National Council of State Authorization Reciprocity Agreement (SARA).
- **Private Career Schools (PCS)** - Internal partnerships include, but are not limited to, Oregon Health Licensing Agency, Oregon Board of Massage Therapists, Oregon State Nursing Board, Oregon Real Estate Agency, Oregon Department of Consumer and Business Services Insurance Division, and Oregon Board of Tax Practitioners. External partnerships include, but are not limited to, Oregon Cosmetology Schools Association, Northwest Career Colleges Federation, and the Regional Office for the U.S. Department of Education.

AGENCY SUMMARY: KEY PARTNERSHIPS

The Office of Community Colleges and Workforce Development (CCWD):

- Key partners include Oregon's seventeen locally-governed community colleges, adult basic skills providers, GED® testing and testing preparation centers, the Oregon Community College Association, the Oregon Department of Education, the Oregon Employment Department, Local Workforce Development Boards, Oregon Bureau of Labor and Industries, apprenticeship programs, industry associations/groups, nine federally recognized Tribes, and employers.

The Office of Operations:

- Key partners include Oregon Department of Administrative Services, Oregon Department of Justice, Office of State Chief Information Office, Oregon Secretary of State Audits Division, US Department of Education, US Department of Labor, and various federal, state, and local grant agencies.

The Office of Postsecondary Finance and Capital:

- Key partners include Oregon's seven public universities, Inter-Institutional Faculty Senate (IFS), Oregon Council of Presidents, Oregon Student Association (OSA), Western Interstate Consortium on Higher Education (WICHE), State Higher Education Executive Officers Association (SHEEO), State of Oregon Department of Administrative Services, State of Oregon Legislative Fiscal Office, Oregon's 17 community colleges, and Oregon Presidents' Council (OPC).

The Office of Research and Data:

- Key partners include Oregon's seven public universities, 17 community colleges, workforce development, other state agencies, the Governor's Office, the Legislature, and national and regional postsecondary education organizations.

The Office of Student Access & Completion (OSAC):

- Financial aid partners: Public and private nonprofit postsecondary institutions; state and federal agencies (DHS, ODE, OMD, OYCC, Revenue, Treasury, Employment, US Department of Education); private foundations (Oregon Community Foundation, The Ford Family Foundation) and individual scholarship donors; and major financial institutions (Bank of America, US Bank, Wells Fargo)
- Outreach partners: Local schools, school districts, tribes, and community-based organizations that serve middle school and high school students in Oregon to train volunteer mentors and provide support to site/school staff; Incight; Lumina Foundation???
- Veterans Education partners: U.S. Department of Veteran Affairs (VA); other state VA/SAA agencies across the nation: Bureau of Labor & Industries, ODE, CCWD, ODA, and PCS
- State and national associations: OASFAA, NASSGAP, NASFAA, NSPA, NCAN, NASAA

AGENCY SUMMARY: KEY PARTNERSHIPS

The Office of Workforce Investments (OWI):

- Key workforce partners include the Oregon Employment Department, WorkSource Oregon, State and Local Workforce Investment Boards, labor unions, Oregon Business Development Department (Business Oregon), nine federally recognized Tribes, Oregon Bureau of Labor and Industries, apprenticeship programs, industry associations/groups, businesses, Department of Human Services (Vocational Rehabilitation and Self Sufficiency), Commission for the Blind, Oregon Education Department, community colleges and high schools.

AGENCY SUMMARY: ENVIRONMENTAL FACTORS

Environmental Factors

The Benefits of Postsecondary Education

The pathways to educational success today reach far beyond the classrooms of the last century. They begin with a comprehensive system of learning in early childhood, transition to more expansive and rigorous curriculums in Oregon's elementary and high schools and continue on to encompass up-to-date technical training, high-quality college and university educations and relevant life-long learning for adults in a variety of settings. Oregon's design for the education pathways from pre-school through college and career training exemplifies this vision of a seamless and well-sequenced continuum through which students can advance at their best pace, learn in their best environments and achieve to their full potential. The 40-40-20 goals for high school and college completion demand even more, committing the State to a future to be realized less than a generation from now, in which all Oregonians from all walks of life will complete their educations and gain the ability to contribute to the society and economy.

The 40-40-20 goal has galvanized a focus on student success in the education system, from pre-school to graduate school. Those percentages are not ends in themselves, but beacons for the success they offer to students and the state; achieving those numerical goals will empower Oregonians and invigorate the economy. These effects, in turn, will help to reverse decades of relative decline in personal income in Oregon and establish a virtuous circle of rising incomes, more revenue to invest in education, a more productive workforce and greater prosperity.

Each year, well-paid jobs that required only a high school diploma in the past are replaced with new jobs that increasingly demand postsecondary education, technology skills and advanced training beyond the high school level. Over the next decade (2017-2027), the Oregon Employment Department has projected that nearly half of all Oregon job openings will require a technical certificate, associate's degree or higher level of education to be competitive, and over 90 percent of job openings that pay higher wages (more than approximately \$40K/year) will require a postsecondary credential or training to be competitive¹. Higher education levels continue to equate to higher earnings and lower unemployment², greater upward mobility³, and numerous other civic, health, and family benefits⁴. Students emerging into the job market need skills and education to compete and prosper. In turn, a higher level of educational attainment tends to draw employers offering jobs paying high wages.

Despite constrained state support and increasing cost shifts to individuals for the pursuit of postsecondary education, students who complete two-year and four-year degrees still stand to gain significant benefits in the form of employment and income.

¹ Oregon Employment Department, *Employment Projections 2017-2027* (2018). <https://www.qualityinfo.org/pubs>.

² U.S. Census. *American Community Survey* (2015).

³ Chetty, R., Friedman, J., Saez, E., Turner, N., and Yagan, D., *NBER Working Paper No. 23618*, Revised Version, July 2017.

⁴ The College Board, *Education Pays* (2016). Figure 2.1.

AGENCY SUMMARY: MAJOR INFORMATION TECHNOLOGY PROJECTS/INITIATIVES

Major Information Technology Projects/Initiatives

Policy Option Package 104 Financial Aid Software Replacement (Not Recommended at Governor's Budget)

As the federally designated repository for Oregon residents' FAFSA data (Free Application for Federal Student Aid), the managing agency for the Oregon Opportunity Grant, the Oregon Promise Grant, and other state-funded grants and the administrator of more than 600 privately-funded scholarships, the Higher Education Coordinating Commission's Office of Student Access and Completion (OSAC) handles sensitive student data from hundreds of thousands of Oregon residents annually. To achieve its agency goals of student success, equity, affordability and economic and community impact, the HECC must act to ensure that it has a robust data system, in order to reduce access barriers and expand opportunities for students and partners. An upgrade to its business processes and information technology infrastructure would ease student access to financial aid and mentoring programs, increase participation in post-secondary education and ensure that the HECC can continue to provide high quality services to Oregon students. (From Purpose statement in most recent business case)

Policy Option Package 107 HECC IT Modernization Project (Not Recommended at Governor's Budget)

The HECC consists of multiple offices created from separate state agencies. Many of these offices serve common goals but house disparate data systems. These systems do not communicate and require hundreds of hours yearly to bring data together for statutorily required analysis and reporting purposes. Some of this reporting is required by the Workforce Innovation and Opportunity Act (2014), which brings substantial federal money into Oregon annually. Oregon is currently not in compliance with those requirements because of inadequate data systems. In addition, state regulatory requirements on private career schools require collection of student records to evaluate school progress and provide return on investment information to students. The current system to collect student records is insufficient to complete this task, nor does it provide for the necessary WIOA tracking and reporting related private career schools. State requirements for community college course approvals also remain below basic level. This POP will address all of these deficiencies with a common data system that will enable compliance with federal and state reporting with dramatically improved efficiency and accuracy while also setting the foundation for the completion for the public accessibility for students and advisors to identify courses of study at community colleges (HB 2998 (2017)). Systems to be replaced/combined: Eligible Training Provider List or ETPL (Workforce), PCS (Private Career Schools), and Webforms (CCWD) and implement a publicly accessible transfer portal.

2019-2021 BUDGET NARRATIVE

This page has been left blank intentionally

Summary of 2019-21 Biennium Budget

Higher Education Coordinating Commission
 Higher Education Coordinating Commission
 2019-21 Biennium

Governor's Budget
 Cross Reference Number: 52500-000-00-00-000000

Description	Positions	Full-Time Equivalent (FTE)	ALL FUNDS	General Fund	Lottery Funds	Other Funds	Federal Funds	Nonlimited Other Funds	Nonlimited Federal Funds
2017-19 Leg Adopted Budget	124	116.20	2,849,787,506	1,932,883,253	96,567,082	469,658,401	114,075,784	213,046,781	23,556,205
2017-19 Emergency Boards	10	4.13	150,932,488	16,095,939	-	99,745,284	4,115,288	30,975,977	-
2017-19 Leg Approved Budget	134	120.33	3,000,719,994	1,948,979,192	96,567,082	569,403,685	118,191,072	244,022,758	23,556,205
2019-21 Base Budget Adjustments									
Net Cost of Position Actions									
Administrative Biennialized E-Board, Phase-Out	(2)	0.99	1,590,705	704,409	-	-	32,449	853,847	-
Estimated Cost of Merit Increase			-	-	-	-	-	-	-
Base Debt Service Adjustment			78,895,926	72,192,882	2,458,531	5,859,418	-	(1,624,761)	9,856
Base Nonlimited Adjustment			720,816	-	-	-	-	-	720,816
Capital Construction			(506,872,241)	-	-	(506,872,241)	-	-	-
Subtotal 2019-21 Base Budget	132	121.32	2,575,055,200	2,021,876,483	99,025,613	68,423,311	119,044,919	242,397,997	24,286,877
Essential Packages									
010 - Non-PICS Pers Svc/Vacancy Factor									
Vacancy Factor (Increase)/Decrease	-	-	641,492	272,318	-	163,753	205,421	-	-
Non-PICS Personal Service Increase/(Decrease)	-	-	124,332	63,831	-	15,734	44,767	-	-
Subtotal	-	-	765,824	336,149	-	179,487	250,188	-	-
020 - Phase In / Out Pgm & One-time Cost									
021 - Phase - In	-	-	34,667,907	2,717,388	28,665,656	-	3,284,863	-	-
022 - Phase-out Pgm & One-time Costs	-	-	(51,319,904)	(10,792,748)	-	(9,551,179)	-	(30,975,977)	-
Subtotal	-	-	(16,651,997)	(8,075,360)	28,665,656	(9,551,179)	3,284,863	(30,975,977)	-
030 - Inflation & Price List Adjustments									
Cost of Goods & Services Increase/(Decrease)	-	-	113,434,742	107,648,397	788,358	825,559	4,172,428	-	-
State Gov't & Services Charges Increase/(Decrease)	-	-	2,468,316	1,392,533	-	409,984	665,799	-	-

Summary of 2019-21 Biennium Budget

Higher Education Coordinating Commission
 Higher Education Coordinating Commission
 2019-21 Biennium

Governor's Budget
 Cross Reference Number: 52500-000-00-00-000000

Description	Positions	Full-Time Equivalent (FTE)	ALL FUNDS	General Fund	Lottery Funds	Other Funds	Federal Funds	Nonlimited Other Funds	Nonlimited Federal Funds
Subtotal	-	-	115,903,058	109,040,930	788,358	1,235,543	4,838,227	-	-
040 - Mandated Caseload	-	-	-	-	-	-	-	-	-
040 - Mandated Caseload	-	-	-	-	-	-	-	-	-
050 - Fundshifts and Revenue Reductions	-	-	(27,174,000)	(27,047,493)	-	295,352	(421,859)	-	-
050 - Fundshifts	-	-	-	-	-	-	-	-	-
060 - Technical Adjustments	-	0.75	125,216	112,091	-	(276,897)	290,022	-	-
060 - Technical Adjustments	-	0.75	125,216	112,091	-	(276,897)	290,022	-	-
Subtotal: 2019-21 Current Service Level	132	122.07	2,648,023,301	2,096,242,800	128,479,627	60,305,617	127,286,360	211,422,020	24,286,877

Summary of 2019-21 Biennium Budget

Higher Education Coordinating Commission
 Higher Education Coordinating Commission
 2019-21 Biennium

Governor's Budget
 Cross Reference Number: 52500-000-00-00-000000

Description	Positions	Full-Time Equivalent (FTE)	ALL FUNDS	General Fund	Lottery Funds	Other Funds	Federal Funds	Nonlimited Other Funds	Nonlimited Federal Funds
Subtotal: 2019-21 Current Service Level	132	122.07	2,648,023,301	2,096,242,800	128,479,627	60,305,617	127,286,360	211,422,020	24,286,877
070 - Revenue Reductions/Shortfall									
070 - Revenue Shortfalls	(2)	(2.00)	(445,523)	-	-	-	(445,523)	-	-
Modified 2019-21 Current Service Level	130	120.07	2,647,577,778	2,096,242,800	128,479,627	60,305,617	126,840,837	211,422,020	24,286,877
080 - E-Boards									
080 - May 2018 E-Board	-	-	-	-	-	-	-	-	-
Subtotal Emergency Board Packages	-	-	-	-	-	-	-	-	-
Policy Packages									
081 - September 2018 Emergency Board	-	-	-	-	-	-	-	-	-
090 - Analyst Adjustments	(1)	(0.50)	(105,517,846)	(155,226,775)	(27,752,264)	77,461,193	-	-	-
091 - Statewide Adjustment DAS Chgs	-	-	(77,679)	(24,732)	-	(12,053)	(40,894)	-	-
092 - Statewide AG Adjustment	-	-	(9,696)	(5,953)	-	(1,979)	(1,764)	-	-
101 - Procurement Staff	2	1.66	333,627	163,478	-	36,698	133,451	-	-
102 - Internal Auditor	1	0.88	168,659	82,784	-	18,552	67,323	-	-
103 - Human Resource Staff	3	2.26	437,558	214,408	-	48,129	175,021	-	-
104 - Financial Aid Software Replacement	-	-	-	-	-	-	-	-	-
105 - Information Systems Staff	-	-	-	-	-	-	-	-	-
106 - Accounting Staff	-	-	-	-	-	-	-	-	-
107 - HECC IT Modernization Project	-	-	-	-	-	-	-	-	-
108 - Diversity and Inclusion Staff	-	-	-	-	-	-	-	-	-
109 - Capital Request Processing Staff	-	-	-	-	-	-	-	-	-
201 - Eliminating Barriers to Student Transfers	-	-	-	-	-	-	-	-	-
202 - Expanding Opportunities through Outreach	-	-	-	-	-	-	-	-	-

Summary of 2019-21 Biennium Budget

Higher Education Coordinating Commission
 Higher Education Coordinating Commission
 2019-21 Biennium

Governor's Budget
 Cross Reference Number: 52500-000-00-00-000000

Description	Positions	Full-Time Equivalent (FTE)	ALL FUNDS	General Fund	Lottery Funds	Other Funds	Federal Funds	Nonlimited Other Funds	Nonlimited Federal Funds
203 - Oregon Youth Employment Program	-	-	-	-	-	-	-	-	-
204 - Data Driven Fiscal Policy Staff	-	-	-	-	-	-	-	-	-
205 - Private Career School Licensure	-	-	-	-	-	-	-	-	-
206 - Adult Attainment	-	-	-	-	-	-	-	-	-
207 - The Career College Collaborative (C3)	-	-	-	-	-	-	-	-	-
208 - Workforce & Talent Devel Board Grants	-	-	-	-	-	-	-	-	-
209 - Accelerated College Credit Reporting	-	-	-	-	-	-	-	-	-
210 - State Match for Federal Workforce Funds	1	0.88	4,272,571	4,272,571	-	-	-	-	-
211 - Expanded OYCC Training Programs	-	-	-	-	-	-	-	-	-
212 - STEM Director & Council Continuation	-	-	-	-	-	-	-	-	-
213 - Early Childhood Educator Development	-	-	-	-	-	-	-	-	-
301 - Oregon Opportunity Grant & Support	-	-	-	-	-	-	-	-	-
302 - CCSF - Bridging the Skills Gap	-	-	-	-	-	-	-	-	-
303 - Public University Support Fund	-	-	-	-	-	-	-	-	-
304 - Community College Support Fund	-	-	-	-	-	-	-	-	-
305 - Native American College Access Grant	-	-	-	-	-	-	-	-	-
306 - Campus Safety Investments	-	-	-	-	-	-	-	-	-
307 - Student Child Care Grant	-	-	-	-	-	-	-	-	-
308 - Oregon Promise Improvements	-	-	-	-	-	-	-	-	-
309 - University State Programs	-	-	-	-	-	-	-	-	-
310 - Statewide Public Services	-	-	-	-	-	-	-	-	-
311 - Adjust Personnel Budget	-	-	-	-	-	-	-	-	-
312 - Veterans Education Staffing	-	-	-	-	-	-	-	-	-
400 - EOU-New Residence Hall	-	-	14,265,000	-	-	14,265,000	-	-	-

Summary of 2019-21 Biennium Budget

Higher Education Coordinating Commission
 Higher Education Coordinating Commission
 2019-21 Biennium

Governor's Budget
 Cross Reference Number: 52500-000-00-00-000000

Description	Positions	Full-Time Equivalent (FTE)	ALL FUNDS	General Fund	Lottery Funds	Other Funds	Federal Funds	Nonlimited Other Funds	Nonlimited Federal Funds
401 - PSU-12th & Market Residence Hal	-	-	61,255,000	-	-	61,255,000	-	-	-
402 - PSU-University Center Bldg Land Purchase	-	-	15,270,000	-	-	15,270,000	-	-	-
403 - WOU-Valseltz Dining / Aux Services	-	-	3,555,000	-	-	3,555,000	-	-	-
404 - CC-Apprenticeship & Industrial Trades Center	-	-	3,965,000	-	-	3,965,000	-	-	-
405 - CC-Nursing-Allied Health Professions Center	-	-	-	-	-	-	-	-	-
406 - CC-Remond Campus General-Purpose Classroom	-	-	8,125,000	-	-	8,125,000	-	-	-
407 - OIT-Boivin Hall Rehab/Infrastructure Improve	-	-	-	-	-	-	-	-	-
408 - OSU-Cordley Hall-Phase II	-	-	-	-	-	-	-	-	-
409 - OSU-Educational Performing Art Center	-	-	-	-	-	-	-	-	-
410 - OSU-Student Success Ctr (Cascades)	-	-	-	-	-	-	-	-	-
411 - PSU-Science Bldg 1 Renovation/Expansion	-	-	-	-	-	-	-	-	-
412 - UC-Huestis Hall Deferred Maintenance	-	-	-	-	-	-	-	-	-
413 - WOU-Physical Education Center	-	-	-	-	-	-	-	-	-
414 - WOU-Student Success Center	-	-	-	-	-	-	-	-	-
415 - PU-Capital Improvement & Renewal	-	-	65,715,000	-	-	65,715,000	-	-	-
416 - EOU-Inlow Hall Grand Staircase	-	-	3,050,000	-	-	3,050,000	-	-	-
417 - EOU-Inlow Hall Phase II Seismic/Renovation	-	-	-	-	-	-	-	-	-
418 - OSU-Student Success Ctr Land Dev (Cascades)	-	-	-	-	-	-	-	-	-
419 - SOU-Britt Hall Mech Improvements	-	-	-	-	-	-	-	-	-
420 - SOU-Music Hall Mech-ADA Improvements	-	-	-	-	-	-	-	-	-
Subtotal Policy Packages	6	5.18	74,807,194	(150,524,219)	(27,752,264)	252,750,540	333,137	-	-
Total 2019-21 Governor's Budget	136	125.25	2,722,384,972	1,945,718,581	100,727,363	313,056,157	127,173,974	211,422,020	24,286,877

Summary of 2019-21 Biennium Budget

Higher Education Coordinating Commission
 Higher Education Coordinating Commission
 2019-21 Biennium

Governor's Budget
 Cross Reference Number: 52500-000-00-00-000000

Description	Positions	Full-Time Equivalent (FTE)	ALL FUNDS	General Fund	Lottery Funds	Other Funds	Federal Funds	Nonlimited Other Funds	Nonlimited Federal Funds
-------------	-----------	----------------------------	-----------	--------------	---------------	-------------	---------------	------------------------	--------------------------

Percentage Change From 2017-19 Leg Approved Budget	1.49%	4.09%	-9.28%	-0.17%	4.31%	-45.02%	7.60%	-13.36%	3.10%
Percentage Change From 2019-21 Current Service Level	3.03%	2.61%	2.81%	-7.18%	-21.60%	419.12%	-0.09%	-	-

Summary of 2019-21 Biennium Budget

Higher Education Coordinating Commission
HECC Operations
2019-21 Biennium

Governor's Budget
Cross Reference Number: 52500-101-00-00-00000

Description	Positions	Full-Time Equivalent (FTE)	ALL FUNDS	General Fund	Lottery Funds	Other Funds	Federal Funds	Nonlimited Other Funds	Nonlimited Federal Funds
2017-19 Leg Adopted Budget	124	116.20	55,385,495	22,482,818	-	18,091,046	14,605,631	206,000	-
2017-19 Emergency Boards	10	4.13	6,701,333	1,052,843	-	1,533,202	4,115,288	-	-
2017-19 Leg Approved Budget	134	120.33	62,086,828	23,535,661	-	19,624,248	18,720,919	206,000	-
2019-21 Base Budget Adjustments									
Net Cost of Position Actions									
Administrative Biennialized E-Board, Phase-Out	(2)	0.99	1,590,705	704,409	-	32,449	853,847	-	-
Estimated Cost of Merit Increase			-	-	-	-	-	-	-
Base Debt Service Adjustment			-	-	-	-	-	-	-
Base Nonlimited Adjustment			-	-	-	-	-	-	-
Capital Construction			-	-	-	-	-	-	-
Subtotal 2019-21 Base Budget	132	121.32	63,677,533	24,240,070	-	19,666,697	19,574,766	206,000	-
Essential Packages									
010 - Non-PICS Pers Svc/Vacancy Factor									
Vacancy Factor (Increase)/Decrease	-	-	641,492	272,318	-	163,753	205,421	-	-
Non-PICS Personal Service Increase/(Decrease)	-	-	124,332	63,831	-	15,734	44,767	-	-
Subtotal	-	-	765,824	336,149	-	179,487	250,188	-	-
020 - Phase In / Out Pgm & One-time Cost									
021 - Phase - In	-	-	3,312,251	27,388	-	-	3,284,863	-	-
022 - Phase-out Pgm & One-time Costs	-	-	(9,188,385)	(1,137,206)	-	(8,051,179)	-	-	-
Subtotal	-	-	(5,876,134)	(1,109,818)	-	(8,051,179)	3,284,863	-	-
030 - Inflation & Price List Adjustments									
Cost of Goods & Services Increase/(Decrease)	-	-	936,071	325,203	-	206,253	404,615	-	-
State Gov't & Services Charges Increase/(Decrease)	-	-	1,616,017	540,234	-	409,984	665,799	-	-

Summary of 2019-21 Biennium Budget

Higher Education Coordinating Commission
 HECC Operations
 2019-21 Biennium

Governor's Budget
 Cross Reference Number: 52500-101-00-00-000000

Description	Positions	Full-Time Equivalent (FTE)	ALL FUNDS	General Fund	Lottery Funds	Other Funds	Federal Funds	Nonlimited Other Funds	Nonlimited Federal Funds
Subtotal	-	-	2,552,088	865,437	-	616,237	1,070,414	-	-
040 - Mandated Caseload	-	-	-	-	-	-	-	-	-
040 - Mandated Caseload	-	-	-	-	-	-	-	-	-
050 - Fundshifts and Revenue Reductions	-	-	-	-	-	-	-	-	-
050 - Fundshifts	-	-	-	126,507	-	295,352	(421,859)	-	-
060 - Technical Adjustments	-	-	-	-	-	-	-	-	-
060 - Technical Adjustments	-	0.75	(3,601,346)	(442,036)	-	(2,276,113)	(883,197)	-	-
Subtotal: 2019-21 Current Service Level	132	122.07	57,517,965	24,016,309	-	10,420,481	22,875,175	206,000	-

Summary of 2019-21 Biennium Budget

Higher Education Coordinating Commission
 HECC Operations
 2019-21 Biennium

Governor's Budget
 Cross Reference Number: 52500-101-00-00-00000

Description	Positions	Full-Time Equivalent (FTE)	ALL FUNDS	General Fund	Lottery Funds	Other Funds	Federal Funds	Nonlimited Other Funds	Nonlimited Federal Funds	
Subtotal: 2019-21 Current Service Level	132	122.07	57,517,965	24,016,309	-	10,420,481	22,875,175	206,000	-	
070 - Revenue Reductions/Shortfall										
070 - Revenue Shortfalls	(2)	(2.00)	(445,523)	-	-	-	(445,523)	-	-	
Modified 2019-21 Current Service Level	130	120.07	57,072,442	24,016,309	-	10,420,481	22,429,652	206,000	-	
080 - E-Boards										
080 - May 2018 E-Board	-	-	-	-	-	-	-	-	-	
Subtotal Emergency Board Packages										
Policy Packages										
081 - September 2018 Emergency Board	-	-	-	-	-	-	-	-	-	
090 - Analyst Adjustments	(1)	(0.50)	9,833,917	(327,013)	-	10,160,930	-	-	-	
091 - Statewide Adjustment DAS Chgs	-	-	(77,679)	(24,732)	-	(12,053)	(40,894)	-	-	
092 - Statewide AG Adjustment	-	-	(9,696)	(5,953)	-	(1,979)	(1,764)	-	-	
101 - Procurement Staff	2	1.66	333,627	163,478	-	36,698	133,451	-	-	
102 - Internal Auditor	1	0.88	168,659	82,784	-	18,552	67,323	-	-	
103 - Human Resource Staff	3	2.26	437,558	214,408	-	48,129	175,021	-	-	
104 - Financial Aid Software Replacement	-	-	-	-	-	-	-	-	-	
105 - Information Systems Staff	-	-	-	-	-	-	-	-	-	
106 - Accounting Staff	-	-	-	-	-	-	-	-	-	
107 - HECC IT Modernization Project	-	-	-	-	-	-	-	-	-	
108 - Diversity and Inclusion Staff	-	-	-	-	-	-	-	-	-	
109 - Capital Request Processing Staff	-	-	-	-	-	-	-	-	-	
201 - Eliminating Barriers to Student Transfers	-	-	-	-	-	-	-	-	-	
202 - Expanding Opportunities through Outreach	-	-	-	-	-	-	-	-	-	

Summary of 2019-21 Biennium Budget

Higher Education Coordinating Commission
 HECC Operations
 2019-21 Biennium

Governor's Budget
 Cross Reference Number: 52500-101-00-00-00000

Description	Positions	Full-Time Equivalent (FTE)	ALL FUNDS	General Fund	Lottery Funds	Other Funds	Federal Funds	Nonlimited Other Funds	Nonlimited Federal Funds
203 - Oregon Youth Employment Program	-	-	-	-	-	-	-	-	-
204 - Data Driven Fiscal Policy Staff	-	-	-	-	-	-	-	-	-
205 - Private Career School Licensure	-	-	-	-	-	-	-	-	-
206 - Adult Attainment	-	-	-	-	-	-	-	-	-
207 - The Career College Collaborative (C3)	-	-	-	-	-	-	-	-	-
208 - Workforce & Talent Devel Board Grants	-	-	-	-	-	-	-	-	-
209 - Accelerated College Credit Reporting	-	-	-	-	-	-	-	-	-
210 - State Match for Federal Workforce Funds	1	0.88	172,571	172,571	-	-	-	-	-
211 - Expanded OYCC Training Programs	-	-	-	-	-	-	-	-	-
212 - STEM Director & Council Continuation	-	-	-	-	-	-	-	-	-
213 - Early Childhood Educator Development	-	-	-	-	-	-	-	-	-
301 - Oregon Opportunity Grant & Support	-	-	-	-	-	-	-	-	-
302 - CCSF - Bridging the Skills Gap	-	-	-	-	-	-	-	-	-
303 - Public University Support Fund	-	-	-	-	-	-	-	-	-
304 - Community College Support Fund	-	-	-	-	-	-	-	-	-
305 - Native American College Access Grant	-	-	-	-	-	-	-	-	-
306 - Campus Safety Investments	-	-	-	-	-	-	-	-	-
307 - Student Child Care Grant	-	-	-	-	-	-	-	-	-
308 - Oregon Promise Improvements	-	-	-	-	-	-	-	-	-
309 - University State Programs	-	-	-	-	-	-	-	-	-
310 - Statewide Public Services	-	-	-	-	-	-	-	-	-
311 - Adjust Personnel Budget	-	-	-	-	-	-	-	-	-
312 - Veterans Education Staffing	-	-	-	-	-	-	-	-	-
400 - EOU-New Residence Hall	-	-	265,000	-	-	265,000	-	-	-

Summary of 2019-21 Biennium Budget

Higher Education Coordinating Commission
 HECC Operations
 2019-21 Biennium

Governor's Budget
 Cross Reference Number: 52500-101-00-00-000000

Description	Positions	Full-Time Equivalent (FTE)	ALL FUNDS	General Fund	Lottery Funds	Other Funds	Federal Funds	Nonlimited Other Funds	Nonlimited Federal Funds
401 - PSU-12th & Market Residence Hal	-	-	755,000	-	-	755,000	-	-	-
402 - PSU-University Center Bldg Land Purchase	-	-	270,000	-	-	270,000	-	-	-
403 - WOU-Vaiseiz Dining / Aux Services	-	-	55,000	-	-	55,000	-	-	-
404 - CC-Apprenticeship & Industrial Trades Center	-	-	55,000	-	-	55,000	-	-	-
405 - CC-Nursing-Allied Health Professions Center	-	-	-	-	-	-	-	-	-
406 - CC-Remond Campus General-Purpose Classroom	-	-	125,000	-	-	125,000	-	-	-
407 - OIT-Boivin Hall Rehab/Infrastructure Improve	-	-	-	-	-	-	-	-	-
408 - OSU-Cordley Hall-Phase II	-	-	-	-	-	-	-	-	-
409 - OSU-Educational Performing Art Center	-	-	-	-	-	-	-	-	-
410 - OSU-Student Success Ctr (Cascades)	-	-	-	-	-	-	-	-	-
411 - PSU-Science Bldg 1 Renovation/Expansion	-	-	-	-	-	-	-	-	-
412 - UO-Huestis Hall Deferred Maintenance	-	-	-	-	-	-	-	-	-
413 - WOU-Physical Education Center	-	-	-	-	-	-	-	-	-
414 - WOU-Student Success Center	-	-	-	-	-	-	-	-	-
415 - PU-Capital Improvement & Renewal	-	-	715,000	-	-	715,000	-	-	-
416 - EOU-Inlow Hall Grand Staircase	-	-	50,000	-	-	50,000	-	-	-
417 - EOU-Inlow Hall Phase II Seismic/Renovation	-	-	-	-	-	-	-	-	-
418 - OSU-Student Success Ctr Land Dev (Cascades)	-	-	-	-	-	-	-	-	-
419 - SOU-Britt Hall Mech Improvements	-	-	-	-	-	-	-	-	-
420 - SOU-Music Hall Mech-ADA Improvements	-	-	-	-	-	-	-	-	-
Subtotal Policy Packages	6	5.18	13,148,957	275,543	-	12,540,277	333,137	-	-
Total 2019-21 Governor's Budget	136	125.25	70,221,399	24,291,852	-	22,960,758	22,762,789	206,000	-

Summary of 2019-21 Biennium Budget

Higher Education Coordinating Commission
 HECC Operations
 2019-21 Biennium

Governor's Budget
 Cross Reference Number: 52500-101-00-00-000000

Description	Positions	Full-Time Equivalent (FTE)	ALL FUNDS	General Fund	Lottery Funds	Other Funds	Federal Funds	Nonlimited Other Funds	Nonlimited Federal Funds
-------------	-----------	----------------------------	-----------	--------------	---------------	-------------	---------------	------------------------	--------------------------

Percentage Change From 2017-19 Leg Approved Budget	1.49%	4.09%	13.10%	3.21%	-	17.00%	21.59%	-	-
Percentage Change From 2019-21 Current Service Level	3.03%	2.61%	22.09%	1.15%	-	120.34%	-0.49%	-	-

Summary of 2019-21 Biennium Budget

Higher Education Coordinating Commission
 Support to Community Colleges
 2019-21 Biennium

Governor's Budget
 Cross Reference Number: 52500-102-00-00-00000

Description	Positions	Full-Time Equivalent (FTE)	ALL FUNDS	General Fund	Lottery Funds	Other Funds	Federal Funds	Nonlimited Other Funds	Nonlimited Federal Funds
2017-19 Leg Adopted Budget	-	-	573,985,995	573,940,185	-	45,810	-	-	-
2017-19 Emergency Boards	-	-	-	-	-	-	-	-	-
2017-19 Leg Approved Budget	-	-	573,985,995	573,940,185	-	45,810	-	-	-
2019-21 Base Budget Adjustments									
Net Cost of Position Actions	-	-	-	-	-	-	-	-	-
Administrative Biennialized E-Board, Phase-Out	-	-	-	-	-	-	-	-	-
Estimated Cost of Merit Increase	-	-	-	-	-	-	-	-	-
Base Debt Service Adjustment	-	-	-	-	-	-	-	-	-
Base Nonlimited Adjustment	-	-	-	-	-	-	-	-	-
Capital Construction	-	-	-	-	-	-	-	-	-
Subtotal 2019-21 Base Budget	-	-	573,985,995	573,940,185	-	45,810	-	-	-
020 - Phase In / Out Pgm & One-time Cost									
021 - Phase - In	-	-	-	-	-	-	-	-	-
022 - Phase-out Pgm & One-time Costs	-	-	-	-	-	-	-	-	-
Subtotal	-	-	-	-	-	-	-	-	-
030 - Inflation & Price List Adjustments									
Cost of Goods & Services Increase/(Decrease)	-	-	48,015,272	48,015,272	-	-	-	-	-
Subtotal	-	-	48,015,272	48,015,272	-	-	-	-	-
040 - Mandated Caseload									
040 - Mandated Caseload	-	-	-	-	-	-	-	-	-
050 - Fundshifts and Revenue Reductions									
050 - Fundshifts	-	-	(27,174,000)	(27,174,000)	-	-	-	-	-
060 - Technical Adjustments									

Summary of 2019-21 Biennium Budget

Higher Education Coordinating Commission
 Support to Community Colleges
 2019-21 Biennium

Governor's Budget
 Cross Reference Number: 52500-102-00-00-00000

Description	Positions	Full-Time Equivalent (FTE)	ALL FUNDS	General Fund	Lottery Funds	Other Funds	Federal Funds	Nonlimited Other Funds	Nonlimited Federal Funds
060 - Technical Adjustments	-	-	-	-	-	-	-	-	-
Subtotal: 2019-21 Current Service Level	-	-	594,827,267	594,781,457	-	45,810	-	-	-

Summary of 2019-21 Biennium Budget

Higher Education Coordinating Commission
Support to Community Colleges
2019-21 Biennium

Governor's Budget
Cross Reference Number: 52500-102-00-00-00000

Description	Positions	Full-Time Equivalent (FTE)	ALL FUNDS	General Fund	Lottery Funds	Other Funds	Federal Funds	Nonlimited Other Funds	Nonlimited Federal Funds	
Subtotal: 2019-21 Current Service Level	-	-	594,827,267	594,781,457	-	45,810	-	-	-	
070 - Revenue Reductions/Shortfall										
070 - Revenue Shortfalls	-	-	-	-	-	-	-	-	-	
Modified 2019-21 Current Service Level	-	-	594,827,267	594,781,457	-	45,810	-	-	-	
080 - E-Boards										
080 - May 2018 E-Board	-	-	-	-	-	-	-	-	-	
Subtotal Emergency Board Packages	-	-	-	-	-	-	-	-	-	
Policy Packages										
081 - September 2018 Emergency Board	-	-	-	-	-	-	-	-	-	
090 - Analyst Adjustments	-	-	(47,965,225)	(47,965,225)	-	-	-	-	-	
091 - Statewide Adjustment DAS Chgs	-	-	-	-	-	-	-	-	-	
092 - Statewide AG Adjustment	-	-	-	-	-	-	-	-	-	
101 - Procurement Staff	-	-	-	-	-	-	-	-	-	
102 - Internal Auditor	-	-	-	-	-	-	-	-	-	
103 - Human Resource Staff	-	-	-	-	-	-	-	-	-	
104 - Financial Aid Software Replacement	-	-	-	-	-	-	-	-	-	
105 - Information Systems Staff	-	-	-	-	-	-	-	-	-	
106 - Accounting Staff	-	-	-	-	-	-	-	-	-	
107 - HECC IT Modernization Project	-	-	-	-	-	-	-	-	-	
108 - Diversity and Inclusion Staff	-	-	-	-	-	-	-	-	-	
109 - Capital Request Processing Staff	-	-	-	-	-	-	-	-	-	
201 - Eliminating Barriers to Student Transfers	-	-	-	-	-	-	-	-	-	
202 - Expanding Opportunities through Outreach	-	-	-	-	-	-	-	-	-	

Summary of 2019-21 Biennium Budget

Higher Education Coordinating Commission
 Support to Community Colleges
 2019-21 Biennium

Governor's Budget
 Cross Reference Number: 52500-102-00-00-00000

Description	Positions	Full-Time Equivalent (FTE)	ALL FUNDS	General Fund	Lottery Funds	Other Funds	Federal Funds	Nonlimited Other Funds	Nonlimited Federal Funds
203 - Oregon Youth Employment Program	-	-	-	-	-	-	-	-	-
204 - Data Driven Fiscal Policy Staff	-	-	-	-	-	-	-	-	-
205 - Private Career School Licensure	-	-	-	-	-	-	-	-	-
206 - Adult Attainment	-	-	-	-	-	-	-	-	-
207 - The Career College Collaborative (C3)	-	-	-	-	-	-	-	-	-
208 - Workforce & Talent Devel Board Grants	-	-	-	-	-	-	-	-	-
209 - Accelerated College Credit Reporting	-	-	-	-	-	-	-	-	-
210 - State Match for Federal Workforce Funds	-	-	-	-	-	-	-	-	-
211 - Expanded OYCC Training Programs	-	-	-	-	-	-	-	-	-
212 - STEM Director & Council Continuation	-	-	-	-	-	-	-	-	-
213 - Early Childhood Educator Development	-	-	-	-	-	-	-	-	-
301 - Oregon Opportunity Grant & Support	-	-	-	-	-	-	-	-	-
302 - CCSF - Bridging the Skills Gap	-	-	-	-	-	-	-	-	-
303 - Public University Support Fund	-	-	-	-	-	-	-	-	-
304 - Community College Support Fund	-	-	-	-	-	-	-	-	-
305 - Native American College Access Grant	-	-	-	-	-	-	-	-	-
306 - Campus Safety Investments	-	-	-	-	-	-	-	-	-
307 - Student Child Care Grant	-	-	-	-	-	-	-	-	-
308 - Oregon Promise Improvements	-	-	-	-	-	-	-	-	-
309 - University State Programs	-	-	-	-	-	-	-	-	-
310 - Statewide Public Services	-	-	-	-	-	-	-	-	-
311 - Adjust Personnel Budget	-	-	-	-	-	-	-	-	-
312 - Veterans Education Staffing	-	-	-	-	-	-	-	-	-
400 - EOU-New Residence Hall	-	-	-	-	-	-	-	-	-

Summary of 2019-21 Biennium Budget

Higher Education Coordinating Commission
 Support to Community Colleges
 2019-21 Biennium

Governor's Budget
 Cross Reference Number: 52500-102-00-00-00000

Description	Positions	Full-Time Equivalent (FTE)	ALL FUNDS	General Fund	Lottery Funds	Other Funds	Federal Funds	Nonlimited Other Funds	Nonlimited Federal Funds
401 - PSU-12th & Market Residence Hal	-	-	-	-	-	-	-	-	-
402 - PSU-University Center Bldg Land Purchase	-	-	-	-	-	-	-	-	-
403 - WOU-Valseiz Dining / Aux Services	-	-	-	-	-	-	-	-	-
404 - CC-Apprenticeship & Industrial Trades Center	-	-	-	-	-	-	-	-	-
405 - CC-Nursing-Allied Health Professions Center	-	-	-	-	-	-	-	-	-
406 - CC-Remond Campus General-Purpose Classroom	-	-	-	-	-	-	-	-	-
407 - OIT-Boivin Hall Rehab/Infrastructure Improve	-	-	-	-	-	-	-	-	-
408 - OSU-Cordley Hall-Phase II	-	-	-	-	-	-	-	-	-
409 - OSU-Educational Performing Art Center	-	-	-	-	-	-	-	-	-
410 - OSU-Student Success Ctr (Cascades)	-	-	-	-	-	-	-	-	-
411 - PSU-Science Bldg 1 Renovation/Expansion	-	-	-	-	-	-	-	-	-
412 - UO-Huesits Hall Deferred Maintenance	-	-	-	-	-	-	-	-	-
413 - WOU-Physical Education Center	-	-	-	-	-	-	-	-	-
414 - WOU-Student Success Center	-	-	-	-	-	-	-	-	-
415 - PU-Capital Improvement & Renewal	-	-	-	-	-	-	-	-	-
416 - EOU-Inlow Hall Grand Staircase	-	-	-	-	-	-	-	-	-
417 - EOU-Inlow Hall Phase II Seismic/Renovation	-	-	-	-	-	-	-	-	-
418 - OSU-Student Success Ctr Land Dev (Cascades)	-	-	-	-	-	-	-	-	-
419 - SOU-Britt Hall Mech Improvements	-	-	-	-	-	-	-	-	-
420 - SOU-Music Hall Mech-ADA Improvements	-	-	-	-	-	-	-	-	-
Subtotal Policy Packages	-	-	(47,965,225)	(47,965,225)	-	-	-	-	-
Total 2019-21 Governor's Budget	-	-	546,862,042	546,816,232	-	-	45,810	-	-

Summary of 2019-21 Biennium Budget

Higher Education Coordinating Commission
 Support to Community Colleges
 2019-21 Biennium

Governor's Budget
 Cross Reference Number: 52500-102-00-00-000000

Description	Positions	Full-Time Equivalent (FTE)	ALL FUNDS	General Fund	Lottery Funds	Other Funds	Federal Funds	Nonlimited Other Funds	Nonlimited Federal Funds
-------------	-----------	----------------------------	-----------	--------------	---------------	-------------	---------------	------------------------	--------------------------

Percentage Change From 2017-19 Leg Approved Budget	-	-	-4.73%	-4.73%	-	-	-	-	-
Percentage Change From 2019-21 Current Service Level	-	-	-8.06%	-8.06%	-	-	-	-	-

Summary of 2019-21 Biennium Budget

Higher Education Coordinating Commission
Public University Ops & Student Support
2019-21 Biennium

Governor's Budget
Cross Reference Number: 52500-103-00-00-00000

Description	Positions	Full-Time Equivalent (FTE)	ALL FUNDS	General Fund	Lottery Funds	Other Funds	Federal Funds	Nonlimited Other Funds	Nonlimited Federal Funds
2017-19 Leg Adopted Budget	-	-	736,898,583	736,898,583	-	-	-	-	-
2017-19 Emergency Boards	-	-	-	-	-	-	-	-	-
2017-19 Leg Approved Budget	-	-	736,898,583	736,898,583	-	-	-	-	-
2019-21 Base Budget Adjustments									
Net Cost of Position Actions	-	-	-	-	-	-	-	-	-
Administrative Biennialized E-Board, Phase-Out	-	-	-	-	-	-	-	-	-
Estimated Cost of Merit Increase	-	-	-	-	-	-	-	-	-
Base Debt Service Adjustment	-	-	-	-	-	-	-	-	-
Base Nonlimited Adjustment	-	-	-	-	-	-	-	-	-
Capital Construction	-	-	-	-	-	-	-	-	-
Subtotal 2019-21 Base Budget	-	-	736,898,583	736,898,583	-	-	-	-	-
020 - Phase In / Out Pgm & One-time Cost									
021 - Phase - In	-	-	-	-	-	-	-	-	-
022 - Phase-out Pgm & One-time Costs	-	-	-	-	-	-	-	-	-
Subtotal	-	-	-	-	-	-	-	-	-
030 - Inflation & Price List Adjustments									
Cost of Goods & Services Increase/(Decrease)	-	-	40,529,423	40,529,423	-	-	-	-	-
Subtotal	-	-	40,529,423	40,529,423	-	-	-	-	-
040 - Mandated Caseload									
040 - Mandated Caseload	-	-	-	-	-	-	-	-	-
050 - Fundshifts and Revenue Reductions									
050 - Fundshifts	-	-	-	-	-	-	-	-	-
060 - Technical Adjustments									

Summary of 2019-21 Biennium Budget

Higher Education Coordinating Commission
 Public University Ops & Student Support
 2019-21 Biennium

Governor's Budget
 Cross Reference Number: 52500-103-00-00-00000

Description	Positions	Full-Time Equivalent (FTE)	ALL FUNDS	General Fund	Lottery Funds	Other Funds	Federal Funds	Nonlimited Other Funds	Nonlimited Federal Funds
060 - Technical Adjustments	-	-	-	-	-	-	-	-	-
Subtotal: 2019-21 Current Service Level	-	-	777,428,006	777,428,006	-	-	-	-	-

Summary of 2019-21 Biennium Budget

Higher Education Coordinating Commission
Public University Ops & Student Support
2019-21 Biennium

Governor's Budget
Cross Reference Number: 52500-103-00-00-00000

Description	Positions	Full-Time Equivalent (FTE)	ALL FUNDS	General Fund	Lottery Funds	Other Funds	Federal Funds	Nonlimited Other Funds	Nonlimited Federal Funds
Subtotal: 2019-21 Current Service Level	-	-	777,428,006	777,428,006	-	-	-	-	-
070 - Revenue Reductions/Shortfall									
070 - Revenue Shortfalls	-	-	-	-	-	-	-	-	-
Modified 2019-21 Current Service Level	-	-	777,428,006	777,428,006	-	-	-	-	-
080 - E-Boards									
080 - May 2018 E-Board	-	-	-	-	-	-	-	-	-
Subtotal Emergency Board Packages	-	-	-	-	-	-	-	-	-
Policy Packages									
081 - September 2018 Emergency Board	-	-	-	-	-	-	-	-	-
090 - Analyst Adjustments	-	-	(40,529,423)	(40,529,423)	-	-	-	-	-
091 - Statewide Adjustment DAS Chgs	-	-	-	-	-	-	-	-	-
092 - Statewide AG Adjustment	-	-	-	-	-	-	-	-	-
101 - Procurement Staff	-	-	-	-	-	-	-	-	-
102 - Internal Auditor	-	-	-	-	-	-	-	-	-
103 - Human Resource Staff	-	-	-	-	-	-	-	-	-
104 - Financial Aid Software Replacement	-	-	-	-	-	-	-	-	-
105 - Information Systems Staff	-	-	-	-	-	-	-	-	-
106 - Accounting Staff	-	-	-	-	-	-	-	-	-
107 - HECC IT Modernization Project	-	-	-	-	-	-	-	-	-
108 - Diversity and Inclusion Staff	-	-	-	-	-	-	-	-	-
109 - Capital Request Processing Staff	-	-	-	-	-	-	-	-	-
201 - Eliminating Barriers to Student Transfers	-	-	-	-	-	-	-	-	-
202 - Expanding Opportunities through Outreach	-	-	-	-	-	-	-	-	-

Summary of 2019-21 Biennium Budget

Higher Education Coordinating Commission
 Public University Ops & Student Support
 2019-21 Biennium

Governor's Budget
 Cross Reference Number: 52500-103-00-00-00000

Description	Positions	Full-Time Equivalent (FTE)	ALL FUNDS	General Fund	Lottery Funds	Other Funds	Federal Funds	Nonlimited Other Funds	Nonlimited Federal Funds
203 - Oregon Youth Employment Program	-	-	-	-	-	-	-	-	-
204 - Data Driven Fiscal Policy Staff	-	-	-	-	-	-	-	-	-
205 - Private Career School Licensure	-	-	-	-	-	-	-	-	-
206 - Adult Attainment	-	-	-	-	-	-	-	-	-
207 - The Career College Collaborative (C3)	-	-	-	-	-	-	-	-	-
208 - Workforce & Talent Devel Board Grants	-	-	-	-	-	-	-	-	-
209 - Accelerated College Credit Reporting	-	-	-	-	-	-	-	-	-
210 - State Match for Federal Workforce Funds	-	-	-	-	-	-	-	-	-
211 - Expanded OYCC Training Programs	-	-	-	-	-	-	-	-	-
212 - STEM Director & Council Continuation	-	-	-	-	-	-	-	-	-
213 - Early Childhood Educator Development	-	-	-	-	-	-	-	-	-
301 - Oregon Opportunity Grant & Support	-	-	-	-	-	-	-	-	-
302 - CCSF - Bridging the Skills Gap	-	-	-	-	-	-	-	-	-
303 - Public University Support Fund	-	-	-	-	-	-	-	-	-
304 - Community College Support Fund	-	-	-	-	-	-	-	-	-
305 - Native American College Access Grant	-	-	-	-	-	-	-	-	-
306 - Campus Safety Investments	-	-	-	-	-	-	-	-	-
307 - Student Child Care Grant	-	-	-	-	-	-	-	-	-
308 - Oregon Promise Improvements	-	-	-	-	-	-	-	-	-
309 - University State Programs	-	-	-	-	-	-	-	-	-
310 - Statewide Public Services	-	-	-	-	-	-	-	-	-
311 - Adjust Personnel Budget	-	-	-	-	-	-	-	-	-
312 - Veterans Education Staffing	-	-	-	-	-	-	-	-	-
400 - EOU-New Residence Hall	-	-	-	-	-	-	-	-	-

Summary of 2019-21 Biennium Budget

Higher Education Coordinating Commission
Public University Ops & Student Support
2019-21 Biennium

Governor's Budget
Cross Reference Number: 52500-103-00-00-00000

Description	Positions	Full-Time Equivalent (FTE)	ALL FUNDS	General Fund	Lottery Funds	Other Funds	Federal Funds	Nonlimited Other Funds	Nonlimited Federal Funds
-------------	-----------	----------------------------	-----------	--------------	---------------	-------------	---------------	------------------------	--------------------------

Percentage Change From 2017-19 Leg Approved Budget	-	-	-	-	-	-	-	-	-
Percentage Change From 2019-21 Current Service Level	-	-	-5.21%	-5.21%	-	-	-	-	-

Summary of 2019-21 Biennium Budget

Higher Education Coordinating Commission
Public University State Programs
2019-21 Biennium

Governor's Budget
Cross Reference Number: 52500-104-00-00-00000

Description	Positions	Full-Time Equivalent (FTE)	ALL FUNDS	General Fund	Lottery Funds	Other Funds	Federal Funds	Nonlimited Other Funds	Nonlimited Federal Funds
2017-19 Leg Adopted Budget	-	-	42,956,110	42,956,110	-	-	-	-	-
2017-19 Emergency Boards	-	-	34,225,977	3,250,000	-	-	-	30,975,977	-
2017-19 Leg Approved Budget	-	-	77,182,087	46,206,110	-	-	-	30,975,977	-
2019-21 Base Budget Adjustments									
Net Cost of Position Actions									
Administrative Biennialized E-Board, Phase-Out	-	-	-	-	-	-	-	-	-
Estimated Cost of Merit Increase	-	-	-	-	-	-	-	-	-
Base Debt Service Adjustment	-	-	-	-	-	-	-	-	-
Base Nonlimited Adjustment	-	-	-	-	-	-	-	-	-
Capital Construction	-	-	-	-	-	-	-	-	-
Subtotal 2019-21 Base Budget	-	-	77,182,087	46,206,110	-	-	-	30,975,977	-
020 - Phase In / Out Pgm & One-time Cost									
021 - Phase - In	-	-	-	-	-	-	-	-	-
022 - Phase-out Pgm & One-time Costs	-	-	(36,765,977)	(5,790,000)	-	-	-	(30,975,977)	-
Subtotal	-	-	(36,765,977)	(5,790,000)	-	-	-	(30,975,977)	-
030 - Inflation & Price List Adjustments									
Cost of Goods & Services Increase/(Decrease)	-	-	2,222,886	2,222,886	-	-	-	-	-
Subtotal	-	-	2,222,886	2,222,886	-	-	-	-	-
040 - Mandated Caseload									
040 - Mandated Caseload	-	-	-	-	-	-	-	-	-
050 - Fundshifts and Revenue Reductions									
050 - Fundshifts	-	-	-	-	-	-	-	-	-
060 - Technical Adjustments									

Summary of 2019-21 Biennium Budget

Higher Education Coordinating Commission
 Public University State Programs
 2019-21 Biennium

Governor's Budget
 Cross Reference Number: 52500-104-00-00-000000

Description	Positions	Full-Time Equivalent (FTE)	ALL FUNDS	General Fund	Lottery Funds	Other Funds	Federal Funds	Nonlimited Other Funds	Nonlimited Federal Funds
060 - Technical Adjustments	-	-	-	-	-	-	-	-	-
Subtotal: 2019-21 Current Service Level	-	-	42,638,996	42,638,996	-	-	-	-	-

Summary of 2019-21 Biennium Budget

Higher Education Coordinating Commission
Public University State Programs
2019-21 Biennium

Governor's Budget
Cross Reference Number: 52500-104-00-00-00000

Description	Positions	Full-Time Equivalent (FTE)	ALL FUNDS	General Fund	Lottery Funds	Other Funds	Federal Funds	Nonlimited Other Funds	Nonlimited Federal Funds	
Subtotal: 2019-21 Current Service Level	-	-	42,638,996	42,638,996	-	-	-	-	-	
070 - Revenue Reductions/Shortfall										
070 - Revenue Shortfalls	-	-	-	-	-	-	-	-	-	
Modified 2019-21 Current Service Level	-	-	42,638,996	42,638,996	-	-	-	-	-	
080 - E-Boards										
080 - May 2018 E-Board	-	-	-	-	-	-	-	-	-	
Subtotal Emergency Board Packages	-	-	-	-	-	-	-	-	-	
Policy Packages										
081 - September 2018 Emergency Board	-	-	-	-	-	-	-	-	-	
090 - Analyst Adjustments	-	-	(27,819,505)	(27,819,505)	-	-	-	-	-	
091 - Statewide Adjustment DAS Chgs	-	-	-	-	-	-	-	-	-	
092 - Statewide AG Adjustment	-	-	-	-	-	-	-	-	-	
101 - Procurement Staff	-	-	-	-	-	-	-	-	-	
102 - Internal Auditor	-	-	-	-	-	-	-	-	-	
103 - Human Resource Staff	-	-	-	-	-	-	-	-	-	
104 - Financial Aid Software Replacement	-	-	-	-	-	-	-	-	-	
105 - Information Systems Staff	-	-	-	-	-	-	-	-	-	
106 - Accounting Staff	-	-	-	-	-	-	-	-	-	
107 - HECC IT Modernization Project	-	-	-	-	-	-	-	-	-	
108 - Diversity and Inclusion Staff	-	-	-	-	-	-	-	-	-	
109 - Capital Request Processing Staff	-	-	-	-	-	-	-	-	-	
201 - Eliminating Barriers to Student Transfers	-	-	-	-	-	-	-	-	-	
202 - Expanding Opportunities through Outreach	-	-	-	-	-	-	-	-	-	

Summary of 2019-21 Biennium Budget

Higher Education Coordinating Commission
 Public University State Programs
 2019-21 Biennium

Governor's Budget
 Cross Reference Number: 52500-104-00-00-00000

Description	Positions	Full-Time Equivalent (FTE)	ALL FUNDS	General Fund	Lottery Funds	Other Funds	Federal Funds	Nonlimited Other Funds	Nonlimited Federal Funds
203 - Oregon Youth Employment Program	-	-	-	-	-	-	-	-	-
204 - Data Driven Fiscal Policy Staff	-	-	-	-	-	-	-	-	-
205 - Private Career School Licensure	-	-	-	-	-	-	-	-	-
206 - Adult Attainment	-	-	-	-	-	-	-	-	-
207 - The Career College Collaborative (C3)	-	-	-	-	-	-	-	-	-
208 - Workforce & Talent Devel Board Grants	-	-	-	-	-	-	-	-	-
209 - Accelerated College Credit Reporting	-	-	-	-	-	-	-	-	-
210 - State Match for Federal Workforce Funds	-	-	-	-	-	-	-	-	-
211 - Expanded OYCC Training Programs	-	-	-	-	-	-	-	-	-
212 - STEM Director & Council Continuation	-	-	-	-	-	-	-	-	-
213 - Early Childhood Educator Development	-	-	-	-	-	-	-	-	-
301 - Oregon Opportunity Grant & Support	-	-	-	-	-	-	-	-	-
302 - CCSF - Bridging the Skills Gap	-	-	-	-	-	-	-	-	-
303 - Public University Support Fund	-	-	-	-	-	-	-	-	-
304 - Community College Support Fund	-	-	-	-	-	-	-	-	-
305 - Native American College Access Grant	-	-	-	-	-	-	-	-	-
306 - Campus Safety Investments	-	-	-	-	-	-	-	-	-
307 - Student Child Care Grant	-	-	-	-	-	-	-	-	-
308 - Oregon Promise Improvements	-	-	-	-	-	-	-	-	-
309 - University State Programs	-	-	-	-	-	-	-	-	-
310 - Statewide Public Services	-	-	-	-	-	-	-	-	-
311 - Adjust Personnel Budget	-	-	-	-	-	-	-	-	-
312 - Veterans Education Staffing	-	-	-	-	-	-	-	-	-
400 - EOU-New Residence Hall	-	-	-	-	-	-	-	-	-

Summary of 2019-21 Biennium Budget

Higher Education Coordinating Commission
Public University State Programs
2019-21 Biennium

Governor's Budget
Cross Reference Number: 52500-104-00-00-000000

Description	Positions	Full-Time Equivalent (FTE)	ALL FUNDS	General Fund	Lottery Funds	Other Funds	Federal Funds	Nonlimited Other Funds	Nonlimited Federal Funds
401 - PSU-12th & Market Residence Hal	-	-	-	-	-	-	-	-	-
402 - PSU-University Center Bldg Land Purchase	-	-	-	-	-	-	-	-	-
403 - WOU-Valseltz Dining / Aux Services	-	-	-	-	-	-	-	-	-
404 - CC-Apprenticeship & Industrial Trades Center	-	-	-	-	-	-	-	-	-
405 - CC-Nursing-Allied Health Professions Center	-	-	-	-	-	-	-	-	-
406 - CC-Remond Campus General-Purpose Classroom	-	-	-	-	-	-	-	-	-
407 - OIT-Boivin Hall Rehab/Infrastructure Improve	-	-	-	-	-	-	-	-	-
408 - OSU-Cordley Hall-Phase II	-	-	-	-	-	-	-	-	-
409 - OSU-Educational Performing Art Center	-	-	-	-	-	-	-	-	-
410 - OSU-Student Success Ctr (Cascades)	-	-	-	-	-	-	-	-	-
411 - PSU-Science Bldg 1 Renovation/Expansion	-	-	-	-	-	-	-	-	-
412 - UC-Huestis Hall Deferred Maintenance	-	-	-	-	-	-	-	-	-
413 - WOU-Physical Education Center	-	-	-	-	-	-	-	-	-
414 - WOU-Student Success Center	-	-	-	-	-	-	-	-	-
415 - PU-Capital Improvement & Renewal	-	-	-	-	-	-	-	-	-
416 - EOU-Inlow Hall Grand Staircase	-	-	-	-	-	-	-	-	-
417 - EOU-Inlow Hall Phase II Seismic/Renovation	-	-	-	-	-	-	-	-	-
418 - OSU-Student Success Ctr Land Dev (Cascades)	-	-	-	-	-	-	-	-	-
419 - SOU-Britt Hall Mech Improvements	-	-	-	-	-	-	-	-	-
420 - SOU-Music Hall Mech-ADA Improvements	-	-	-	-	-	-	-	-	-
Subtotal Policy Packages	-	-	(27,819,505)	(27,819,505)	-	-	-	-	-
<hr/>									
Total 2019-21 Governor's Budget	-	-	14,819,491	14,819,491	-	-	-	-	-

Summary of 2019-21 Biennium Budget

Higher Education Coordinating Commission
Public University State Programs
2019-21 Biennium

Governor's Budget
Cross Reference Number: 52500-104-00-00-00000

<i>Description</i>	<i>Positions</i>	<i>Full-Time Equivalent (FTE)</i>	<i>ALL FUNDS</i>	<i>General Fund</i>	<i>Lottery Funds</i>	<i>Other Funds</i>	<i>Federal Funds</i>	<i>Nonlimited Other Funds</i>	<i>Nonlimited Federal Funds</i>
--------------------	------------------	-----------------------------------	------------------	---------------------	----------------------	--------------------	----------------------	-------------------------------	---------------------------------

Percentage Change From 2017-19 Leg Approved Budget	-	-	-80.80%	-67.93%	-	-	-	-	-
Percentage Change From 2019-21 Current Service Level	-	-	-65.24%	-65.24%	-	-	-	-	-100.00%

Summary of 2019-21 Biennium Budget

Higher Education Coordinating Commission
 Agriculture Experiment Station
 2019-21 Biennium

Governor's Budget
 Cross Reference Number: 52500-105-00-00-00000

Description	Positions	Full-Time Equivalent (FTE)	ALL FUNDS	General Fund	Lottery Funds	Other Funds	Federal Funds	Nonlimited Other Funds	Nonlimited Federal Funds
2017-19 Leg Adopted Budget	-	-	66,468,861	66,468,861	-	-	-	-	-
2017-19 Emergency Boards	-	-	-	-	-	-	-	-	-
2017-19 Leg Approved Budget	-	-	66,468,861	66,468,861	-	-	-	-	-
2019-21 Base Budget Adjustments									
Net Cost of Position Actions									
Administrative Biennialized E-Board, Phase-Out	-	-	-	-	-	-	-	-	-
Estimated Cost of Merit Increase	-	-	-	-	-	-	-	-	-
Base Debt Service Adjustment	-	-	-	-	-	-	-	-	-
Base Nonlimited Adjustment	-	-	-	-	-	-	-	-	-
Capital Construction	-	-	-	-	-	-	-	-	-
Subtotal 2019-21 Base Budget	-	-	66,468,861	66,468,861	-	-	-	-	-
020 - Phase In / Out Pgm & One-time Cost									
021 - Phase - In	-	-	-	-	-	-	-	-	-
022 - Phase-out Pgm & One-time Costs	-	-	(380,000)	(380,000)	-	-	-	-	-
Subtotal	-	-	(380,000)	(380,000)	-	-	-	-	-
030 - Inflation & Price List Adjustments									
Cost of Goods & Services Increase/(Decrease)	-	-	3,634,888	3,634,888	-	-	-	-	-
Subtotal	-	-	3,634,888	3,634,888	-	-	-	-	-
040 - Mandated Caseload									
040 - Mandated Caseload	-	-	-	-	-	-	-	-	-
050 - Fundshifts and Revenue Reductions									
050 - Fundshifts	-	-	-	-	-	-	-	-	-
060 - Technical Adjustments									

Summary of 2019-21 Biennium Budget

Higher Education Coordinating Commission
 Agriculture Experiment Station
 2019-21 Biennium

Governor's Budget
 Cross Reference Number: 52500-105-00-00-00000

Description	Positions	Full-Time Equivalent (FTE)	ALL FUNDS	General Fund	Lottery Funds	Other Funds	Federal Funds	Nonlimited Other Funds	Nonlimited Federal Funds
060 - Technical Adjustments	-	-	-	-	-	-	-	-	-
Subtotal: 2019-21 Current Service Level	-	-	69,723,749	69,723,749	-	-	-	-	-

Summary of 2019-21 Biennium Budget

Higher Education Coordinating Commission
 Agriculture Experiment Station
 2019-21 Biennium

Governor's Budget
 Cross Reference Number: 52500-105-00-00-00000

Description	Positions	Full-Time Equivalent (FTE)	ALL FUNDS	General Fund	Lottery Funds	Other Funds	Federal Funds	Nonlimited Other Funds	Nonlimited Federal Funds
Subtotal: 2019-21 Current Service Level									
070 - Revenue Reductions/Shortfall	-	-	69,723,749	69,723,749	-	-	-	-	-
070 - Revenue Shortfalls	-	-	-	-	-	-	-	-	-
Modified 2019-21 Current Service Level									
	-	-	69,723,749	69,723,749	-	-	-	-	-
080 - E-Boards									
080 - May 2018 E-Board									
Subtotal Emergency Board Packages									
Policy Packages									
081 - September 2018 Emergency Board	-	-	-	-	-	-	-	-	-
090 - Analyst Adjustments	-	-	(3,634,888)	(3,634,888)	-	-	-	-	-
091 - Statewide Adjustment DAS Chgs	-	-	-	-	-	-	-	-	-
092 - Statewide AG Adjustment	-	-	-	-	-	-	-	-	-
101 - Procurement Staff	-	-	-	-	-	-	-	-	-
102 - Internal Auditor	-	-	-	-	-	-	-	-	-
103 - Human Resource Staff	-	-	-	-	-	-	-	-	-
104 - Financial Aid Software Replacement	-	-	-	-	-	-	-	-	-
105 - Information Systems Staff	-	-	-	-	-	-	-	-	-
106 - Accounting Staff	-	-	-	-	-	-	-	-	-
107 - HECC IT Modernization Project	-	-	-	-	-	-	-	-	-
108 - Diversity and Inclusion Staff	-	-	-	-	-	-	-	-	-
109 - Capital Request Processing Staff	-	-	-	-	-	-	-	-	-
201 - Eliminating Barriers to Student Transfers	-	-	-	-	-	-	-	-	-
202 - Expanding Opportunities through Outreach	-	-	-	-	-	-	-	-	-

Summary of 2019-21 Biennium Budget

Higher Education Coordinating Commission
 Agriculture Experiment Station
 2019-21 Biennium

Governor's Budget
 Cross Reference Number: 52500-105-00-00-00000

Description	Positions	Full-Time Equivalent (FTE)	ALL FUNDS	General Fund	Lottery Funds	Other Funds	Federal Funds	Nonlimited Other Funds	Nonlimited Federal Funds
203 - Oregon Youth Employment Program	-	-	-	-	-	-	-	-	-
204 - Data Driven Fiscal Policy Staff	-	-	-	-	-	-	-	-	-
205 - Private Career School Licensure	-	-	-	-	-	-	-	-	-
206 - Adult Attainment	-	-	-	-	-	-	-	-	-
207 - The Career College Collaborative (C3)	-	-	-	-	-	-	-	-	-
208 - Workforce & Talent Devel Board Grants	-	-	-	-	-	-	-	-	-
209 - Accelerated College Credit Reporting	-	-	-	-	-	-	-	-	-
210 - State Match for Federal Workforce Funds	-	-	-	-	-	-	-	-	-
211 - Expanded OYCC Training Programs	-	-	-	-	-	-	-	-	-
212 - STEM Director & Council Continuation	-	-	-	-	-	-	-	-	-
213 - Early Childhood Educator Development	-	-	-	-	-	-	-	-	-
301 - Oregon Opportunity Grant & Support	-	-	-	-	-	-	-	-	-
302 - CCSF - Bridging the Skills Gap	-	-	-	-	-	-	-	-	-
303 - Public University Support Fund	-	-	-	-	-	-	-	-	-
304 - Community College Support Fund	-	-	-	-	-	-	-	-	-
305 - Native American College Access Grant	-	-	-	-	-	-	-	-	-
306 - Campus Safety Investments	-	-	-	-	-	-	-	-	-
307 - Student Child Care Grant	-	-	-	-	-	-	-	-	-
308 - Oregon Promise Improvements	-	-	-	-	-	-	-	-	-
309 - University State Programs	-	-	-	-	-	-	-	-	-
310 - Statewide Public Services	-	-	-	-	-	-	-	-	-
311 - Adjust Personnel Budget	-	-	-	-	-	-	-	-	-
312 - Veterans Education Staffing	-	-	-	-	-	-	-	-	-
400 - EOU-New Residence Hall	-	-	-	-	-	-	-	-	-

Summary of 2019-21 Biennium Budget

Higher Education Coordinating Commission
 Agriculture Experiment Station
 2019-21 Biennium

Governor's Budget
 Cross Reference Number: 52500-105-00-00-000000

Description	Positions	Full-Time Equivalent (FTE)	ALL FUNDS	General Fund	Lottery Funds	Other Funds	Federal Funds	Nonlimited Other Funds	Nonlimited Federal Funds
401 - PSU-12th & Market Residence Hal	-	-	-	-	-	-	-	-	-
402 - PSU-University Center Bldg Land Purchase	-	-	-	-	-	-	-	-	-
403 - WOU-Valselt Dining / Aux Services	-	-	-	-	-	-	-	-	-
404 - CC-Apprenticeship & Industrial Trades Center	-	-	-	-	-	-	-	-	-
405 - CC-Nursing-Allied Health Professions Center	-	-	-	-	-	-	-	-	-
406 - CC-Remond Campus General-Purpose Classroom	-	-	-	-	-	-	-	-	-
407 - OIT-Boivin Hall Rehab/Infrastructure Improve	-	-	-	-	-	-	-	-	-
408 - OSU-Cordley Hall-Phase II	-	-	-	-	-	-	-	-	-
409 - OSU-Educational Performing Art Center	-	-	-	-	-	-	-	-	-
410 - OSU-Student Success Ctr (Cascades)	-	-	-	-	-	-	-	-	-
411 - PSU-Science Bldg 1 Renovation/Expansion	-	-	-	-	-	-	-	-	-
412 - UC-Huestis Hall Deferred Maintenance	-	-	-	-	-	-	-	-	-
413 - WOU-Physical Education Center	-	-	-	-	-	-	-	-	-
414 - WOU-Student Success Center	-	-	-	-	-	-	-	-	-
415 - PU-Capital Improvement & Renewal	-	-	-	-	-	-	-	-	-
416 - EOU-Inlow Hall Grand Staircase	-	-	-	-	-	-	-	-	-
417 - EOU-Inlow Hall Phase II Seismic/Renovation	-	-	-	-	-	-	-	-	-
418 - OSU-Student Success Ctr Land Dev (Cascades)	-	-	-	-	-	-	-	-	-
419 - SOU-Britt Hall Mech Improvements	-	-	-	-	-	-	-	-	-
420 - SOU-Music Hall Mech-ADA Improvements	-	-	-	-	-	-	-	-	-
Subtotal Policy Packages	-	-	(3,634,888)	(3,634,888)	-	-	-	-	-
<hr/>									
Total 2019-21 Governor's Budget	-	-	66,088,861	66,088,861	-	-	-	-	-

Summary of 2019-21 Biennium Budget

Higher Education Coordinating Commission
 Agriculture Experiment Station
 2019-21 Biennium

Governor's Budget
 Cross Reference Number: 52500-105-00-00-000000

Description	Positions	Full-Time Equivalent (FTE)	ALL FUNDS	General Fund	Lottery Funds	Other Funds	Federal Funds	Nonlimited Other Funds	Nonlimited Federal Funds
-------------	-----------	----------------------------	-----------	--------------	---------------	-------------	---------------	------------------------	--------------------------

Percentage Change From 2017-19 Leg Approved Budget	-	-	-0.57%	-0.57%	-	-	-	-	-
Percentage Change From 2019-21 Current Service Level	-	-	-5.21%	-5.21%	-	-	-	-	-

Summary of 2019-21 Biennium Budget

Higher Education Coordinating Commission
 Extension Service
 2019-21 Biennium

Governor's Budget
 Cross Reference Number: 52500-106-00-00-000000

Description	Positions	Full-Time Equivalent (FTE)	ALL FUNDS	General Fund	Lottery Funds	Other Funds	Federal Funds	Nonlimited Other Funds	Nonlimited Federal Funds
2017-19 Leg Adopted Budget	-	-	71,717,403	47,717,403	24,000,000	-	-	-	-
2017-19 Emergency Boards	-	-	-	-	-	-	-	-	-
2017-19 Leg Approved Budget	-	-	71,717,403	47,717,403	24,000,000	-	-	-	-
2019-21 Base Budget Adjustments									
Net Cost of Position Actions	-	-	-	-	-	-	-	-	-
Administrative Biennialized E-Board, Phase-Out	-	-	-	-	-	-	-	-	-
Estimated Cost of Merit Increase	-	-	-	-	-	-	-	-	-
Base Debt Service Adjustment	-	-	-	-	-	-	-	-	-
Base Nonlimited Adjustment	-	-	-	-	-	-	-	-	-
Capital Construction	-	-	-	-	-	-	-	-	-
Subtotal 2019-21 Base Budget	-	-	71,717,403	47,717,403	24,000,000	-	-	-	-
020 - Phase In / Out Pgm & One-time Cost									
021 - Phase - In	-	-	22,805,847	-	22,805,847	-	-	-	-
022 - Phase-out Pgm & One-time Costs	-	-	-	-	-	-	-	-	-
Subtotal	-	-	22,805,847	-	22,805,847	-	-	-	-
030 - Inflation & Price List Adjustments									
Cost of Goods & Services Increase/(Decrease)	-	-	2,624,457	2,624,457	-	-	-	-	-
Subtotal	-	-	2,624,457	2,624,457	-	-	-	-	-
040 - Mandated Caseload									
040 - Mandated Caseload	-	-	-	-	-	-	-	-	-
050 - Fundshifts and Revenue Reductions									
050 - Fundshifts	-	-	-	-	-	-	-	-	-
060 - Technical Adjustments									
060 - Technical Adjustments	-	-	-	-	-	-	-	-	-

Summary of 2019-21 Biennium Budget

Higher Education Coordinating Commission
 Extension Service
 2019-21 Biennium

Governor's Budget
 Cross Reference Number: 52500-106-00-00-00000

Description	Positions	Full-Time Equivalent (FTE)	ALL FUNDS	General Fund	Lottery Funds	Other Funds	Federal Funds	Nonlimited Other Funds	Nonlimited Federal Funds
060 - Technical Adjustments	-	-	-	-	-	-	-	-	-
Subtotal: 2019-21 Current Service Level	-	-	97,147,707	50,341,860	46,805,847	-	-	-	-

Summary of 2019-21 Biennium Budget

Higher Education Coordinating Commission
 Extension Service
 2019-21 Biennium

Governor's Budget
 Cross Reference Number: 52500-106-00-00-00000

Description	Positions	Full-Time Equivalent (FTE)	ALL FUNDS	General Fund	Lottery Funds	Other Funds	Federal Funds	Nonlimited Other Funds	Nonlimited Federal Funds
Subtotal: 2019-21 Current Service Level	-	-	97,147,707	50,341,860	46,805,847	-	-	-	-
070 - Revenue Reductions/Shortfall									
070 - Revenue Shortfalls	-	-	-	-	-	-	-	-	-
Modified 2019-21 Current Service Level	-	-	97,147,707	50,341,860	46,805,847	-	-	-	-
080 - E-Boards									
080 - May 2018 E-Board	-	-	-	-	-	-	-	-	-
Subtotal Emergency Board Packages	-	-	-	-	-	-	-	-	-
Policy Packages									
081 - September 2018 Emergency Board	-	-	-	-	-	-	-	-	-
090 - Analyst Adjustments	-	-	(25,430,304)	(2,624,457)	(22,805,847)	-	-	-	-
091 - Statewide Adjustment DAS Chgs	-	-	-	-	-	-	-	-	-
092 - Statewide AG Adjustment	-	-	-	-	-	-	-	-	-
101 - Procurement Staff	-	-	-	-	-	-	-	-	-
102 - Internal Auditor	-	-	-	-	-	-	-	-	-
103 - Human Resource Staff	-	-	-	-	-	-	-	-	-
104 - Financial Aid Software Replacement	-	-	-	-	-	-	-	-	-
105 - Information Systems Staff	-	-	-	-	-	-	-	-	-
106 - Accounting Staff	-	-	-	-	-	-	-	-	-
107 - HECC IT Modernization Project	-	-	-	-	-	-	-	-	-
108 - Diversity and Inclusion Staff	-	-	-	-	-	-	-	-	-
109 - Capital Request Processing Staff	-	-	-	-	-	-	-	-	-
201 - Eliminating Barriers to Student Transfers	-	-	-	-	-	-	-	-	-
202 - Expanding Opportunities through Outreach	-	-	-	-	-	-	-	-	-

Summary of 2019-21 Biennium Budget

Higher Education Coordinating Commission
 Extension Service
 2019-21 Biennium

Governor's Budget
 Cross Reference Number: 52500-106-00-00-00000

Description	Positions	Full-Time Equivalent (FTE)	ALL FUNDS	General Fund	Lottery Funds	Other Funds	Federal Funds	Nonlimited Other Funds	Nonlimited Federal Funds
203 - Oregon Youth Employment Program	-	-	-	-	-	-	-	-	-
204 - Data Driven Fiscal Policy Staff	-	-	-	-	-	-	-	-	-
205 - Private Career School Licensure	-	-	-	-	-	-	-	-	-
206 - Adult Attainment	-	-	-	-	-	-	-	-	-
207 - The Career College Collaborative (C3)	-	-	-	-	-	-	-	-	-
208 - Workforce & Talent Devel Board Grants	-	-	-	-	-	-	-	-	-
209 - Accelerated College Credit Reporting	-	-	-	-	-	-	-	-	-
210 - State Match for Federal Workforce Funds	-	-	-	-	-	-	-	-	-
211 - Expanded OYCC Training Programs	-	-	-	-	-	-	-	-	-
212 - STEM Director & Council Continuation	-	-	-	-	-	-	-	-	-
213 - Early Childhood Educator Development	-	-	-	-	-	-	-	-	-
301 - Oregon Opportunity Grant & Support	-	-	-	-	-	-	-	-	-
302 - CCSF - Bridging the Skills Gap	-	-	-	-	-	-	-	-	-
303 - Public University Support Fund	-	-	-	-	-	-	-	-	-
304 - Community College Support Fund	-	-	-	-	-	-	-	-	-
305 - Native American College Access Grant	-	-	-	-	-	-	-	-	-
306 - Campus Safety Investments	-	-	-	-	-	-	-	-	-
307 - Student Child Care Grant	-	-	-	-	-	-	-	-	-
308 - Oregon Promise Improvements	-	-	-	-	-	-	-	-	-
309 - University State Programs	-	-	-	-	-	-	-	-	-
310 - Statewide Public Services	-	-	-	-	-	-	-	-	-
311 - Adjust Personnel Budget	-	-	-	-	-	-	-	-	-
312 - Veterans Education Staffing	-	-	-	-	-	-	-	-	-
400 - EOU-New Residence Hall	-	-	-	-	-	-	-	-	-

Summary of 2019-21 Biennium Budget

Higher Education Coordinating Commission
 Extension Service
 2019-21 Biennium

Governor's Budget
 Cross Reference Number: 52500-106-00-00-000000

Description	Positions	Full-Time Equivalent (FTE)	ALL FUNDS	General Fund	Lottery Funds	Other Funds	Federal Funds	Nonlimited Other Funds	Nonlimited Federal Funds
401 - PSU-12th & Market Residence Hal	-	-	-	-	-	-	-	-	-
402 - PSU-University Center Bldg Land Purchase	-	-	-	-	-	-	-	-	-
403 - WOU-Vaisetz Dining / Aux Services	-	-	-	-	-	-	-	-	-
404 - CC-Apprenticeship & Industrial Trades Center	-	-	-	-	-	-	-	-	-
405 - CC-Nursing-Allied Health Professions Center	-	-	-	-	-	-	-	-	-
406 - CC-Remond Campus General-Purpose Classroom	-	-	-	-	-	-	-	-	-
407 - OIT-Boivin Hall Rehab/Infrastructure Improve	-	-	-	-	-	-	-	-	-
408 - OSU-Cordley Hall-Phase II	-	-	-	-	-	-	-	-	-
409 - OSU-Educational Performing Art Center	-	-	-	-	-	-	-	-	-
410 - OSU-Student Success Ctr (Cascades)	-	-	-	-	-	-	-	-	-
411 - PSU-Science Bldg 1 Renovation/Expansion	-	-	-	-	-	-	-	-	-
412 - UO-Huestis Hall Deferred Maintenance	-	-	-	-	-	-	-	-	-
413 - WOU-Physical Education Center	-	-	-	-	-	-	-	-	-
414 - WOU-Student Success Center	-	-	-	-	-	-	-	-	-
415 - PU-Capital Improvement & Renewal	-	-	-	-	-	-	-	-	-
416 - EOU-Inlow Hall Grand Staircase	-	-	-	-	-	-	-	-	-
417 - EOU-Inlow Hall Phase II Seismic/Renovation	-	-	-	-	-	-	-	-	-
418 - OSU-Student Success Ctr Land Dev (Cascades)	-	-	-	-	-	-	-	-	-
419 - SOU-Britt Hall Mech Improvements	-	-	-	-	-	-	-	-	-
420 - SOU-Music Hall Mech-ADA Improvements	-	-	-	-	-	-	-	-	-
Subtotal Policy Packages	-	-	(25,430,304)	(2,624,457)	(22,805,847)	-	-	-	-
Total 2019-21 Governor's Budget	-	-	71,717,403	47,717,403	24,000,000	-	-	-	-

Summary of 2019-21 Biennium Budget

Higher Education Coordinating Commission
 Extension Service
 2019-21 Biennium

Governor's Budget
 Cross Reference Number: 52500-106-00-00-000000

Description	Positions	Full-Time Equivalent (FTE)	ALL FUNDS	General Fund	Lottery Funds	Other Funds	Federal Funds	Nonlimited Other Funds	Nonlimited Federal Funds
-------------	-----------	----------------------------	-----------	--------------	---------------	-------------	---------------	------------------------	--------------------------

Percentage Change From 2017-19 Leg Approved Budget

- - - - -

Percentage Change From 2019-21 Current Service Level

- - -26.18% -5.21% -48.72% - - -

Summary of 2019-21 Biennium Budget

Higher Education Coordinating Commission
 Forest Research Laboratory
 2019-21 Biennium

Governor's Budget
 Cross Reference Number: 52500-107-00-00-00000

Description	Positions	Full-Time Equivalent (FTE)	ALL FUNDS	General Fund	Lottery Funds	Other Funds	Federal Funds	Nonlimited Other Funds	Nonlimited Federal Funds
2017-19 Leg Adopted Budget	-	-	10,224,041	10,224,041	-	-	-	-	-
2017-19 Emergency Boards	-	-	-	-	-	-	-	-	-
2017-19 Leg Approved Budget	-	-	10,224,041	10,224,041	-	-	-	-	-
2019-21 Base Budget Adjustments									
Net Cost of Position Actions									
Administrative Biennialized E-Board, Phase-Out	-	-	-	-	-	-	-	-	-
Estimated Cost of Merit Increase	-	-	-	-	-	-	-	-	-
Base Debt Service Adjustment	-	-	-	-	-	-	-	-	-
Base Nonlimited Adjustment	-	-	-	-	-	-	-	-	-
Capital Construction	-	-	-	-	-	-	-	-	-
Subtotal 2019-21 Base Budget	-	-	10,224,041	10,224,041	-	-	-	-	-
020 - Phase In / Out Pgm & One-time Cost									
021 - Phase - In	-	-	-	-	-	-	-	-	-
022 - Phase-out Pgm & One-time Costs	-	-	-	-	-	-	-	-	-
Subtotal	-	-	-	-	-	-	-	-	-
030 - Inflation & Price List Adjustments									
Cost of Goods & Services Increase/(Decrease)	-	-	562,322	562,322	-	-	-	-	-
Subtotal	-	-	562,322	562,322	-	-	-	-	-
040 - Mandated Caseload									
040 - Mandated Caseload	-	-	-	-	-	-	-	-	-
050 - Fundshifts and Revenue Reductions									
050 - Fundshifts	-	-	-	-	-	-	-	-	-
060 - Technical Adjustments									
060 - Technical Adjustments	-	-	-	-	-	-	-	-	-

Summary of 2019-21 Biennium Budget

Higher Education Coordinating Commission
 Forest Research Laboratory
 2019-21 Biennium

Governor's Budget
 Cross Reference Number: 52500-107-00-00-000000

Description	Positions	Full-Time Equivalent (FTE)	ALL FUNDS	General Fund	Lottery Funds	Other Funds	Federal Funds	Nonlimited Other Funds	Nonlimited Federal Funds
060 - Technical Adjustments	-	-	-	-	-	-	-	-	-
Subtotal: 2019-21 Current Service Level	-	-	10,786,363	10,786,363	-	-	-	-	-

Summary of 2019-21 Biennium Budget

Higher Education Coordinating Commission
 Forest Research Laboratory
 2019-21 Biennium

Governor's Budget
 Cross Reference Number: 52500-107-00-00-00000

Description	Positions	Full-Time Equivalent (FTE)	ALL FUNDS	General Fund	Lottery Funds	Other Funds	Federal Funds	Nonlimited Other Funds	Nonlimited Federal Funds
Subtotal: 2019-21 Current Service Level	-	-	10,786,363	10,786,363	-	-	-	-	-
070 - Revenue Reductions/Shortfall									
070 - Revenue Shortfalls	-	-	-	-	-	-	-	-	-
Modified 2019-21 Current Service Level	-	-	10,786,363	10,786,363	-	-	-	-	-
080 - E-Boards									
080 - May 2018 E-Board	-	-	-	-	-	-	-	-	-
Subtotal Emergency Board Packages	-	-	-	-	-	-	-	-	-
Policy Packages									
081 - September 2018 Emergency Board	-	-	-	-	-	-	-	-	-
090 - Analyst Adjustments	-	-	(562,322)	(562,322)	-	-	-	-	-
091 - Statewide Adjustment DAS Chgs	-	-	-	-	-	-	-	-	-
092 - Statewide AG Adjustment	-	-	-	-	-	-	-	-	-
101 - Procurement Staff	-	-	-	-	-	-	-	-	-
102 - Internal Auditor	-	-	-	-	-	-	-	-	-
103 - Human Resource Staff	-	-	-	-	-	-	-	-	-
104 - Financial Aid Software Replacement	-	-	-	-	-	-	-	-	-
105 - Information Systems Staff	-	-	-	-	-	-	-	-	-
106 - Accounting Staff	-	-	-	-	-	-	-	-	-
107 - HECC IT Modernization Project	-	-	-	-	-	-	-	-	-
108 - Diversity and Inclusion Staff	-	-	-	-	-	-	-	-	-
109 - Capital Request Processing Staff	-	-	-	-	-	-	-	-	-
201 - Eliminating Barriers to Student Transfers	-	-	-	-	-	-	-	-	-
202 - Expanding Opportunities through Outreach	-	-	-	-	-	-	-	-	-

Summary of 2019-21 Biennium Budget

Higher Education Coordinating Commission
 Forest Research Laboratory
 2019-21 Biennium

Governor's Budget
 Cross Reference Number: 52500-107-00-00-00000

Description	Positions	Full-Time Equivalent (FTE)	ALL FUNDS	General Fund	Lottery Funds	Other Funds	Federal Funds	Nonlimited Other Funds	Nonlimited Federal Funds
203 - Oregon Youth Employment Program	-	-	-	-	-	-	-	-	-
204 - Data Driven Fiscal Policy Staff	-	-	-	-	-	-	-	-	-
205 - Private Career School Licensure	-	-	-	-	-	-	-	-	-
206 - Adult Attainment	-	-	-	-	-	-	-	-	-
207 - The Career College Collaborative (C3)	-	-	-	-	-	-	-	-	-
208 - Workforce & Talent Devel Board Grants	-	-	-	-	-	-	-	-	-
209 - Accelerated College Credit Reporting	-	-	-	-	-	-	-	-	-
210 - State Match for Federal Workforce Funds	-	-	-	-	-	-	-	-	-
211 - Expanded OYCC Training Programs	-	-	-	-	-	-	-	-	-
212 - STEM Director & Council Continuation	-	-	-	-	-	-	-	-	-
213 - Early Childhood Educator Development	-	-	-	-	-	-	-	-	-
301 - Oregon Opportunity Grant & Support	-	-	-	-	-	-	-	-	-
302 - CCSF - Bridging the Skills Gap	-	-	-	-	-	-	-	-	-
303 - Public University Support Fund	-	-	-	-	-	-	-	-	-
304 - Community College Support Fund	-	-	-	-	-	-	-	-	-
305 - Native American College Access Grant	-	-	-	-	-	-	-	-	-
306 - Campus Safety Investments	-	-	-	-	-	-	-	-	-
307 - Student Child Care Grant	-	-	-	-	-	-	-	-	-
308 - Oregon Promise Improvements	-	-	-	-	-	-	-	-	-
309 - University State Programs	-	-	-	-	-	-	-	-	-
310 - Statewide Public Services	-	-	-	-	-	-	-	-	-
311 - Adjust Personnel Budget	-	-	-	-	-	-	-	-	-
312 - Veterans Education Staffing	-	-	-	-	-	-	-	-	-
400 - EOU-New Residence Hall	-	-	-	-	-	-	-	-	-

Summary of 2019-21 Biennium Budget

Higher Education Coordinating Commission
 Forest Research Laboratory
 2019-21 Biennium

Governor's Budget
 Cross Reference Number: 52500-107-00-00-00000

Description	Positions	Full-Time Equivalent (FTE)	ALL FUNDS	General Fund	Lottery Funds	Other Funds	Federal Funds	Nonlimited Other Funds	Nonlimited Federal Funds
401 - PSU-12th & Market Residence Hal	-	-	-	-	-	-	-	-	-
402 - PSU-University Center Bldg Land Purchase	-	-	-	-	-	-	-	-	-
403 - WOU-Valsetz Dining / Aux Services	-	-	-	-	-	-	-	-	-
404 - CC-Apprenticeship & Industrial Trades Center	-	-	-	-	-	-	-	-	-
405 - CC-Nursing-Allied Health Professions Center	-	-	-	-	-	-	-	-	-
406 - CC-Remond Campus General-Purpose Classroom	-	-	-	-	-	-	-	-	-
407 - OIT-Boivin Hall Rehab/Infrastructure Improve	-	-	-	-	-	-	-	-	-
408 - OSU-Cordley Hall-Phase II	-	-	-	-	-	-	-	-	-
409 - OSU-Educational Performing Art Center	-	-	-	-	-	-	-	-	-
410 - OSU-Student Success Ctr (Cascades)	-	-	-	-	-	-	-	-	-
411 - PSU-Science Bldg 1 Renovation/Expansion	-	-	-	-	-	-	-	-	-
412 - UO-Huestis Hall Deferred Maintenance	-	-	-	-	-	-	-	-	-
413 - WOU-Physical Education Center	-	-	-	-	-	-	-	-	-
414 - WOU-Student Success Center	-	-	-	-	-	-	-	-	-
415 - PU-Capital Improvement & Renewal	-	-	-	-	-	-	-	-	-
416 - EOU-Inlow Hall Grand Staircase	-	-	-	-	-	-	-	-	-
417 - EOU-Inlow Hall Phase II Seismic/Renovation	-	-	-	-	-	-	-	-	-
418 - OSU-Student Success Ctr Land Dev (Cascades)	-	-	-	-	-	-	-	-	-
419 - SOU-Britt Hall Mech Improvements	-	-	-	-	-	-	-	-	-
420 - SOU-Music Hall Mech-ADA Improvements	-	-	-	-	-	-	-	-	-
Subtotal Policy Packages	-	-	(562,322)	(562,322)	-	-	-	-	-

Total 2019-21 Governor's Budget	-	-	10,224,041	10,224,041	-	-	-	-	-
--	---	---	-------------------	-------------------	---	---	---	---	---

Summary of 2019-21 Biennium Budget

Higher Education Coordinating Commission
 Forest Research Laboratory
 2019-21 Biennium

Governor's Budget
 Cross Reference Number: 52500-107-00-00-000000

Description	Positions	Full-Time Equivalent (FTE)	ALL FUNDS	General Fund	Lottery Funds	Other Funds	Federal Funds	Nonlimited Other Funds	Nonlimited Federal Funds
-------------	-----------	----------------------------	-----------	--------------	---------------	-------------	---------------	------------------------	--------------------------

Percentage Change From 2017-19 Leg Approved Budget

Percentage Change From 2019-21 Current Service Level

	-	-	-	-	-	-	-	-	-
	-	-	-5.21%	-5.21%	-	-	-	-	-

Summary of 2019-21 Biennium Budget

Higher Education Coordinating Commission
 OHSU Programs
 2019-21 Biennium

Governor's Budget
 Cross Reference Number: 52500-108-00-00-00000

Description	Positions	Full-Time Equivalent (FTE)	ALL FUNDS	General Fund	Lottery Funds	Other Funds	Federal Funds	Nonlimited Other Funds	Nonlimited Federal Funds
2017-19 Leg Adopted Budget	-	-	77,277,432	77,277,432	-	-	-	-	-
2017-19 Emergency Boards	-	-	-	-	-	-	-	-	-
2017-19 Leg Approved Budget	-	-	77,277,432	77,277,432	-	-	-	-	-
2019-21 Base Budget Adjustments									
Net Cost of Position Actions									
Administrative Biennialized E-Board, Phase-Out	-	-	-	-	-	-	-	-	-
Estimated Cost of Merit Increase	-	-	-	-	-	-	-	-	-
Base Debt Service Adjustment	-	-	-	-	-	-	-	-	-
Base Nonlimited Adjustment	-	-	-	-	-	-	-	-	-
Capital Construction	-	-	-	-	-	-	-	-	-
Subtotal 2019-21 Base Budget	-	-	77,277,432	77,277,432	-	-	-	-	-
020 - Phase In / Out Pgm & One-time Cost									
021 - Phase - In	-	-	-	-	-	-	-	-	-
022 - Phase-out Pgm & One-time Costs	-	-	(3,226,057)	(3,226,057)	-	-	-	-	-
Subtotal	-	-	(3,226,057)	(3,226,057)	-	-	-	-	-
030 - Inflation & Price List Adjustments									
Cost of Goods & Services Increase/(Decrease)	-	-	3,110,158	3,110,158	-	-	-	-	-
Subtotal	-	-	3,110,158	3,110,158	-	-	-	-	-
040 - Mandated Caseload									
040 - Mandated Caseload	-	-	-	-	-	-	-	-	-
050 - Fundshifts and Revenue Reductions									
050 - Fundshifts	-	-	-	-	-	-	-	-	-
060 - Technical Adjustments									
060 - Technical Adjustments	-	-	-	-	-	-	-	-	-

Summary of 2019-21 Biennium Budget

Higher Education Coordinating Commission
 OHSU Programs
 2019-21 Biennium

Governor's Budget
 Cross Reference Number: 52500-108-00-00-000000

Description	Positions	Full-Time Equivalent (FTE)	ALL FUNDS	General Fund	Lobby Funds	Other Funds	Federal Funds	Nonlimited Other Funds	Nonlimited Federal Funds
060 - Technical Adjustments	-	-	-	-	-	-	-	-	-
Subtotal: 2019-21 Current Service Level	-	-	77,161,533	77,161,533	-	-	-	-	-

Summary of 2019-21 Biennium Budget

Higher Education Coordinating Commission
 OHSU Programs
 2019-21 Biennium

Governor's Budget
 Cross Reference Number: 52500-108-00-00-00000

Description	Positions	Full-Time Equivalent (FTE)	ALL FUNDS	General Fund	Lottery Funds	Other Funds	Federal Funds	Nonlimited Other Funds	Nonlimited Federal Funds
Subtotal: 2019-21 Current Service Level	-	-	77,161,533	77,161,533	-	-	-	-	-
070 - Revenue Reductions/Shortfall									
070 - Revenue Shortfalls	-	-	-	-	-	-	-	-	-
Modified 2019-21 Current Service Level	-	-	77,161,533	77,161,533	-	-	-	-	-
080 - E-Boards									
080 - May 2018 E-Board	-	-	-	-	-	-	-	-	-
Subtotal Emergency Board Packages	-	-	-	-	-	-	-	-	-
Policy Packages									
081 - September 2018 Emergency Board	-	-	-	-	-	-	-	-	-
090 - Analyst Adjustments	-	-	(3,110,158)	(3,110,158)	-	-	-	-	-
091 - Statewide Adjustment DAS Chgs	-	-	-	-	-	-	-	-	-
092 - Statewide AG Adjustment	-	-	-	-	-	-	-	-	-
101 - Procurement Staff	-	-	-	-	-	-	-	-	-
102 - Internal Auditor	-	-	-	-	-	-	-	-	-
103 - Human Resource Staff	-	-	-	-	-	-	-	-	-
104 - Financial Aid Software Replacement	-	-	-	-	-	-	-	-	-
105 - Information Systems Staff	-	-	-	-	-	-	-	-	-
106 - Accounting Staff	-	-	-	-	-	-	-	-	-
107 - HECC IT Modernization Project	-	-	-	-	-	-	-	-	-
108 - Diversity and Inclusion Staff	-	-	-	-	-	-	-	-	-
109 - Capital Request Processing Staff	-	-	-	-	-	-	-	-	-
201 - Eliminating Barriers to Student Transfers	-	-	-	-	-	-	-	-	-
202 - Expanding Opportunities through Outreach	-	-	-	-	-	-	-	-	-

Summary of 2019-21 Biennium Budget

Higher Education Coordinating Commission
 OHSU Programs
 2019-21 Biennium

Governor's Budget
 Cross Reference Number: 52500-108-00-00-00000

Description	Positions	Full-Time Equivalent (FTE)	ALL FUNDS	General Fund	Lottery Funds	Other Funds	Federal Funds	Nonlimited Other Funds	Nonlimited Federal Funds
203 - Oregon Youth Employment Program	-	-	-	-	-	-	-	-	-
204 - Data Driven Fiscal Policy Staff	-	-	-	-	-	-	-	-	-
205 - Private Career School Licensure	-	-	-	-	-	-	-	-	-
206 - Adult Attainment	-	-	-	-	-	-	-	-	-
207 - The Career College Collaborative (C3)	-	-	-	-	-	-	-	-	-
208 - Workforce & Talent Devel Board Grants	-	-	-	-	-	-	-	-	-
209 - Accelerated College Credit Reporting	-	-	-	-	-	-	-	-	-
210 - State Match for Federal Workforce Funds	-	-	-	-	-	-	-	-	-
211 - Expanded OYCC Training Programs	-	-	-	-	-	-	-	-	-
212 - STEM Director & Council Continuation	-	-	-	-	-	-	-	-	-
213 - Early Childhood Educator Development	-	-	-	-	-	-	-	-	-
301 - Oregon Opportunity Grant & Support	-	-	-	-	-	-	-	-	-
302 - CCSF - Bridging the Skills Gap	-	-	-	-	-	-	-	-	-
303 - Public University Support Fund	-	-	-	-	-	-	-	-	-
304 - Community College Support Fund	-	-	-	-	-	-	-	-	-
305 - Native American College Access Grant	-	-	-	-	-	-	-	-	-
306 - Campus Safety Investments	-	-	-	-	-	-	-	-	-
307 - Student Child Care Grant	-	-	-	-	-	-	-	-	-
308 - Oregon Promise Improvements	-	-	-	-	-	-	-	-	-
309 - University State Programs	-	-	-	-	-	-	-	-	-
310 - Statewide Public Services	-	-	-	-	-	-	-	-	-
311 - Adjust Personnel Budget	-	-	-	-	-	-	-	-	-
312 - Veterans Education Staffing	-	-	-	-	-	-	-	-	-
400 - EOU-New Residence Hall	-	-	-	-	-	-	-	-	-

Summary of 2019-21 Biennium Budget

Higher Education Coordinating Commission
 OHSU Programs
 2019-21 Biennium

Governor's Budget
 Cross Reference Number: 52500-108-00-00-00000

Description	Positions	Full-Time Equivalent (FTE)	ALL FUNDS	General Fund	Lottery Funds	Other Funds	Federal Funds	Nonlimited Other Funds	Nonlimited Federal Funds
401 - PSU-12th & Market Residence Hal	-	-	-	-	-	-	-	-	-
402 - PSU-University Center Bldg Land Purchase	-	-	-	-	-	-	-	-	-
403 - WOU-Valsetz Dining / Aux Services	-	-	-	-	-	-	-	-	-
404 - CC-Apprenticeship & Industrial Trades Center	-	-	-	-	-	-	-	-	-
405 - CC-Nursing-Allied Health Professions Center	-	-	-	-	-	-	-	-	-
406 - CC-Remond Campus General-Purpose Classroom	-	-	-	-	-	-	-	-	-
407 - OIT-Boivin Hall Rehab/Infrastructure Improve	-	-	-	-	-	-	-	-	-
408 - OSU-Cordley Hall-Phase II	-	-	-	-	-	-	-	-	-
409 - OSU-Educational Performing Art Center	-	-	-	-	-	-	-	-	-
410 - OSU-Student Success Ctr (Cascades)	-	-	-	-	-	-	-	-	-
411 - PSU-Science Bldg 1 Renovation/Expansion	-	-	-	-	-	-	-	-	-
412 - UO-Huestis Hall Deferred Maintenance	-	-	-	-	-	-	-	-	-
413 - WOU-Physical Education Center	-	-	-	-	-	-	-	-	-
414 - WOU-Student Success Center	-	-	-	-	-	-	-	-	-
415 - PU-Capital Improvement & Renewal	-	-	-	-	-	-	-	-	-
416 - EOU-Inlow Hall Grand Staircase	-	-	-	-	-	-	-	-	-
417 - EOU-Inlow Hall Phase II Seismic/Renovation	-	-	-	-	-	-	-	-	-
418 - OSU-Student Success Ctr Land Dev (Cascades)	-	-	-	-	-	-	-	-	-
419 - SOU-Britt Hall Mech Improvements	-	-	-	-	-	-	-	-	-
420 - SOU-Music Hall Mech-ADA Improvements	-	-	-	-	-	-	-	-	-
Subtotal Policy Packages	-	-	(3,110,158)	(3,110,158)	-	-	-	-	-

Total 2019-21 Governor's Budget	-	-	74,051,375	74,051,375	-	-	-	-	-
--	---	---	-------------------	-------------------	---	---	---	---	---

Summary of 2019-21 Biennium Budget

Higher Education Coordinating Commission
 OHSU Programs
 2019-21 Biennium

Governor's Budget
 Cross Reference Number: 52500-108-00-00-000000

Description	Positions	Full-Time Equivalent (FTE)	ALL FUNDS	General Fund	Lottery Funds	Other Funds	Federal Funds	Nonlimited Other Funds	Nonlimited Federal Funds
-------------	-----------	----------------------------	-----------	--------------	---------------	-------------	---------------	------------------------	--------------------------

Percentage Change From 2017-19 Leg Approved Budget	-	-	-4.17%	-4.17%	-	-	-	-	-
Percentage Change From 2019-21 Current Service Level	-	-	-4.03%	-4.03%	-	-	-	-	-

Summary of 2019-21 Biennium Budget

Higher Education Coordinating Commission
 Student Assistance
 2019-21 Biennium

Governor's Budget
 Cross Reference Number: 52500-109-00-00-00000

Description	Positions	Full-Time Equivalent (FTE)	ALL FUNDS	General Fund	Lottery Funds	Other Funds	Federal Funds	Nonlimited Other Funds	Nonlimited Federal Funds
2017-19 Leg Adopted Budget	-	-	202,142,271	166,165,627	20,746,268	15,230,376	-	-	-
2017-19 Emergency Boards	-	-	2,500,000	2,500,000	-	-	-	-	-
2017-19 Leg Approved Budget	-	-	204,642,271	168,665,627	20,746,268	15,230,376	-	-	-
2019-21 Base Budget Adjustments									
Net Cost of Position Actions	-	-	-	-	-	-	-	-	-
Administrative Biennialized E-Board, Phase-Out	-	-	-	-	-	-	-	-	-
Estimated Cost of Merit Increase	-	-	-	-	-	-	-	-	-
Base Debt Service Adjustment	-	-	-	-	-	-	-	-	-
Base Nonlimited Adjustment	-	-	-	-	-	-	-	-	-
Capital Construction	-	-	-	-	-	-	-	-	-
Subtotal 2019-21 Base Budget	-	-	204,642,271	168,665,627	20,746,268	15,230,376	-	-	-
020 - Phase In / Out Pgm & One-time Cost									
021 - Phase - In	-	-	2,690,000	2,690,000	-	-	-	-	-
022 - Phase-out Pgm & One-time Costs	-	-	-	-	-	-	-	-	-
Subtotal	-	-	2,690,000	2,690,000	-	-	-	-	-
030 - Inflation & Price List Adjustments									
Cost of Goods & Services Increase/(Decrease)	-	-	7,681,407	6,314,294	788,358	578,755	-	-	-
Subtotal	-	-	7,681,407	6,314,294	788,358	578,755	-	-	-
040 - Mandated Caseload									
040 - Mandated Caseload	-	-	-	-	-	-	-	-	-
050 - Fundshifts and Revenue Reductions									
050 - Fundshifts	-	-	-	-	-	-	-	-	-
060 - Technical Adjustments									
060 - Technical Adjustments	-	-	-	-	-	-	-	-	-

Summary of 2019-21 Biennium Budget

Higher Education Coordinating Commission
 Student Assistance
 2019-21 Biennium

Governor's Budget
 Cross Reference Number: 52500-109-00-00-000000

Description	Positions	Full-Time Equivalent (FTE)	ALL FUNDS	General Fund	Lottery Funds	Other Funds	Federal Funds	Nonlimited Other Funds	Nonlimited Federal Funds
060 - Technical Adjustments	-	-	634,951	554,127	-	80,824	-	-	-
Subtotal: 2019-21 Current Service Level	-	-	215,648,629	178,224,048	21,534,626	15,889,955	-	-	-

Summary of 2019-21 Biennium Budget

Higher Education Coordinating Commission
 Student Assistance
 2019-21 Biennium

Governor's Budget
 Cross Reference Number: 52500-109-00-00-00000

Description	Positions	Full-Time Equivalent (FTE)	ALL FUNDS	General Fund	Lottery Funds	Other Funds	Federal Funds	Nonlimited Other Funds	Nonlimited Federal Funds
Subtotal: 2019-21 Current Service Level	-	-	215,648,629	178,224,048	21,534,626	15,889,955	-	-	-
070 - Revenue Reductions/Shortfall									
070 - Revenue Shortfalls	-	-	-	-	-	-	-	-	-
Modified 2019-21 Current Service Level	-	-	215,648,629	178,224,048	21,534,626	15,889,955	-	-	-
080 - E-Boards									
080 - May 2018 E-Board	-	-	-	-	-	-	-	-	-
Subtotal Emergency Board Packages	-	-	-	-	-	-	-	-	-
Policy Packages									
081 - September 2018 Emergency Board	-	-	-	-	-	-	-	-	-
090 - Analyst Adjustments	-	-	(19,947,120)	(28,653,784)	9,153,392	(446,728)	-	-	-
091 - Statewide Adjustment DAS Chgs	-	-	-	-	-	-	-	-	-
092 - Statewide AG Adjustment	-	-	-	-	-	-	-	-	-
101 - Procurement Staff	-	-	-	-	-	-	-	-	-
102 - Internal Auditor	-	-	-	-	-	-	-	-	-
103 - Human Resource Staff	-	-	-	-	-	-	-	-	-
104 - Financial Aid Software Replacement	-	-	-	-	-	-	-	-	-
105 - Information Systems Staff	-	-	-	-	-	-	-	-	-
106 - Accounting Staff	-	-	-	-	-	-	-	-	-
107 - HECC IT Modernization Project	-	-	-	-	-	-	-	-	-
108 - Diversity and Inclusion Staff	-	-	-	-	-	-	-	-	-
109 - Capital Request Processing Staff	-	-	-	-	-	-	-	-	-
201 - Eliminating Barriers to Student Transfers	-	-	-	-	-	-	-	-	-
202 - Expanding Opportunities through Outreach	-	-	-	-	-	-	-	-	-

Summary of 2019-21 Biennium Budget

Higher Education Coordinating Commission
 Student Assistance
 2019-21 Biennium

Governor's Budget
 Cross Reference Number: 52500-109-00-00-00000

Description	Positions	Full-Time Equivalent (FTE)	ALL FUNDS	General Fund	Lottery Funds	Other Funds	Federal Funds	Nonlimited Other Funds	Nonlimited Federal Funds
203 - Oregon Youth Employment Program	-	-	-	-	-	-	-	-	-
204 - Data Driven Fiscal Policy Staff	-	-	-	-	-	-	-	-	-
205 - Private Career School Licensure	-	-	-	-	-	-	-	-	-
206 - Adult Attainment	-	-	-	-	-	-	-	-	-
207 - The Career College Collaborative (C3)	-	-	-	-	-	-	-	-	-
208 - Workforce & Talent Devel Board Grants	-	-	-	-	-	-	-	-	-
209 - Accelerated College Credit Reporting	-	-	-	-	-	-	-	-	-
210 - State Match for Federal Workforce Funds	-	-	-	-	-	-	-	-	-
211 - Expanded OYCC Training Programs	-	-	-	-	-	-	-	-	-
212 - STEM Director & Council Continuation	-	-	-	-	-	-	-	-	-
213 - Early Childhood Educator Development	-	-	-	-	-	-	-	-	-
301 - Oregon Opportunity Grant & Support	-	-	-	-	-	-	-	-	-
302 - CCSF - Bridging the Skills Gap	-	-	-	-	-	-	-	-	-
303 - Public University Support Fund	-	-	-	-	-	-	-	-	-
304 - Community College Support Fund	-	-	-	-	-	-	-	-	-
305 - Native American College Access Grant	-	-	-	-	-	-	-	-	-
306 - Campus Safety Investments	-	-	-	-	-	-	-	-	-
307 - Student Child Care Grant	-	-	-	-	-	-	-	-	-
308 - Oregon Promise Improvements	-	-	-	-	-	-	-	-	-
309 - University State Programs	-	-	-	-	-	-	-	-	-
310 - Statewide Public Services	-	-	-	-	-	-	-	-	-
311 - Adjust Personnel Budget	-	-	-	-	-	-	-	-	-
312 - Veterans Education Staffing	-	-	-	-	-	-	-	-	-
400 - EOU-New Residence Hall	-	-	-	-	-	-	-	-	-

Summary of 2019-21 Biennium Budget

Higher Education Coordinating Commission
 Student Assistance
 2019-21 Biennium

Governor's Budget
 Cross Reference Number: 52500-109-00-00-000000

Description	Positions	Full-Time Equivalent (FTE)	ALL FUNDS	General Fund	Lottery Funds	Other Funds	Federal Funds	Nonlimited Other Funds	Nonlimited Federal Funds
401 - PSU-12th & Market Residence Hal	-	-	-	-	-	-	-	-	-
402 - PSU-University Center Bldg Land Purchase	-	-	-	-	-	-	-	-	-
403 - WOU-Vaisetz Dining / Aux Services	-	-	-	-	-	-	-	-	-
404 - CC-Apprenticeship & Industrial Trades Center	-	-	-	-	-	-	-	-	-
405 - CC-Nursing-Allied Health Professions Center	-	-	-	-	-	-	-	-	-
406 - CC-Remond Campus General-Purpose Classroom	-	-	-	-	-	-	-	-	-
407 - OIT-Boivin Hall Rehab/Infrastructure Improve	-	-	-	-	-	-	-	-	-
408 - OSU-Cordley Hall-Phase II	-	-	-	-	-	-	-	-	-
409 - OSU-Educational Performing Art Center	-	-	-	-	-	-	-	-	-
410 - OSU-Student Success Ctr (Cascades)	-	-	-	-	-	-	-	-	-
411 - PSU-Science Bldg 1 Renovation/Expansion	-	-	-	-	-	-	-	-	-
412 - UO-Huestis Hall Deferred Maintenance	-	-	-	-	-	-	-	-	-
413 - WOU-Physical Education Center	-	-	-	-	-	-	-	-	-
414 - WOU-Student Success Center	-	-	-	-	-	-	-	-	-
415 - PU-Capital Improvement & Renewal	-	-	-	-	-	-	-	-	-
416 - EOU-Inlow Hall Grand Staircase	-	-	-	-	-	-	-	-	-
417 - EOU-Inlow Hall Phase II Seismic/Renovation	-	-	-	-	-	-	-	-	-
418 - OSU-Student Success Ctr Land Dev (Cascades)	-	-	-	-	-	-	-	-	-
419 - SOU-Britt Hall Mech Improvements	-	-	-	-	-	-	-	-	-
420 - SOU-Music Hall Mech-ADA Improvements	-	-	-	-	-	-	-	-	-
Subtotal Policy Packages	-	-	(19,947,120)	(28,653,784)	9,153,392	(446,728)	-	-	-
Total 2019-21 Governor's Budget	-	-	195,701,509	149,570,264	30,688,018	15,443,227	-	-	-

Summary of 2019-21 Biennium Budget

Higher Education Coordinating Commission
 Student Assistance
 2019-21 Biennium

Governor's Budget
 Cross Reference Number: 52500-109-00-00-000000

Description	Positions	Full-Time Equivalent (FTE)	ALL FUNDS	General Fund	Lottery Funds	Other Funds	Federal Funds	Nonlimited Other Funds	Nonlimited Federal Funds
-------------	-----------	----------------------------	-----------	--------------	---------------	-------------	---------------	------------------------	--------------------------

Percentage Change From 2017-19 Leg Approved Budget	-	-	-4.37%	-11.32%	47.92%	1.40%	-	-	-
Percentage Change From 2019-21 Current Service Level	-	-	-9.25%	-16.08%	42.51%	-2.81%	-	-	-

Summary of 2019-21 Biennium Budget

Higher Education Coordinating Commission
 Workforce and Other Special Payments
 2019-21 Biennium

Governor's Budget
 Cross Reference Number: 52500-110-00-00-00000

Description	Positions	Full-Time Equivalent (FTE)	ALL FUNDS	General Fund	Lottery Funds	Other Funds	Federal Funds	Nonlimited Other Funds	Nonlimited Federal Funds
2017-19 Leg Adopted Budget	-	-	127,702,489	8,144,577	-	1,118,928	99,470,153	-	18,968,831
2017-19 Emergency Boards	-	-	-	-	-	-	-	-	-
2017-19 Leg Approved Budget	-	-	127,702,489	8,144,577	-	1,118,928	99,470,153	-	18,968,831
2019-21 Base Budget Adjustments									
Net Cost of Position Actions	-	-	-	-	-	-	-	-	-
Administrative Biennialized E-Board, Phase-Out	-	-	-	-	-	-	-	-	-
Estimated Cost of Merit Increase	-	-	-	-	-	-	-	-	-
Base Debt Service Adjustment	-	-	-	-	-	-	-	-	-
Base Nonlimited Adjustment	-	-	720,816	-	-	-	-	-	720,816
Capital Construction	-	-	-	-	-	-	-	-	-
Subtotal 2019-21 Base Budget	-	-	128,423,305	8,144,577	-	1,118,928	99,470,153	-	19,689,647
020 - Phase In / Out Pgm & One-time Cost	-	-	-	-	-	-	-	-	-
021 - Phase - In	-	-	-	-	-	-	-	-	-
022 - Phase-out Pgm & One-time Costs	-	-	-	-	-	-	-	-	-
Subtotal	-	-	-	-	-	-	-	-	-
030 - Inflation & Price List Adjustments	-	-	-	-	-	-	-	-	-
Cost of Goods & Services Increase/(Decrease)	-	-	4,117,858	309,494	-	40,551	3,767,813	-	-
Subtotal	-	-	4,117,858	309,494	-	40,551	3,767,813	-	-
040 - Mandated Caseload	-	-	-	-	-	-	-	-	-
040 - Mandated Caseload	-	-	-	-	-	-	-	-	-
050 - Fundshifts and Revenue Reductions	-	-	-	-	-	-	-	-	-
050 - Fundshifts	-	-	-	-	-	-	-	-	-
060 - Technical Adjustments	-	-	-	-	-	-	-	-	-

Summary of 2019-21 Biennium Budget

Higher Education Coordinating Commission
 Workforce and Other Special Payments
 2019-21 Biennium

Governor's Budget
 Cross Reference Number: 52500-110-00-00-00000

Description	Positions	Full-Time Equivalent (FTE)	ALL FUNDS	General Fund	Lottery Funds	Other Funds	Federal Funds	Nonlimited Other Funds	Nonlimited Federal Funds
060 - Technical Adjustments	-	-	3,091,611	-	-	1,918,392	1,173,219	-	-
Subtotal: 2019-21 Current Service Level	-	-	135,632,774	8,454,071	-	3,077,871	104,411,185	-	19,689,647

Summary of 2019-21 Biennium Budget

Higher Education Coordinating Commission
 Workforce and Other Special Payments
 2019-21 Biennium

Governor's Budget
 Cross Reference Number: 52500-110-00-00-00000

Description	Positions	Full-Time Equivalent (FTE)	ALL FUNDS	General Fund	Lottery Funds	Other Funds	Federal Funds	Nonlimited Other Funds	Nonlimited Federal Funds
Subtotal: 2019-21 Current Service Level	-	-	135,632,774	8,454,071	-	3,077,871	104,411,185	-	19,689,647
070 - Revenue Reductions/Shortfall									
070 - Revenue Shortfalls	-	-	-	-	-	-	-	-	-
Modified 2019-21 Current Service Level	-	-	135,632,774	8,454,071	-	3,077,871	104,411,185	-	19,689,647
080 - E-Boards									
080 - May 2018 E-Board	-	-	-	-	-	-	-	-	-
Subtotal Emergency Board Packages	-	-	-	-	-	-	-	-	-
Policy Packages									
081 - September 2018 Emergency Board	-	-	-	-	-	-	-	-	-
090 - Analyst Adjustments	-	-	-	-	-	-	-	-	-
091 - Statewide Adjustment DAS Chgs	-	-	-	-	-	-	-	-	-
092 - Statewide AG Adjustment	-	-	-	-	-	-	-	-	-
101 - Procurement Staff	-	-	-	-	-	-	-	-	-
102 - Internal Auditor	-	-	-	-	-	-	-	-	-
103 - Human Resource Staff	-	-	-	-	-	-	-	-	-
104 - Financial Aid Software Replacement	-	-	-	-	-	-	-	-	-
105 - Information Systems Staff	-	-	-	-	-	-	-	-	-
106 - Accounting Staff	-	-	-	-	-	-	-	-	-
107 - HECC IT Modernization Project	-	-	-	-	-	-	-	-	-
108 - Diversity and Inclusion Staff	-	-	-	-	-	-	-	-	-
109 - Capital Request Processing Staff	-	-	-	-	-	-	-	-	-
201 - Eliminating Barriers to Student Transfers	-	-	-	-	-	-	-	-	-
202 - Expanding Opportunities through Outreach	-	-	-	-	-	-	-	-	-

Summary of 2019-21 Biennium Budget

**Higher Education Coordinating Commission
Workforce and Other Special Payments
2019-21 Biennium**

**Governor's Budget
Cross Reference Number: 52500-110-00-00-00000**

<i>Description</i>	<i>Positions</i>	<i>Full-Time Equivalent (FTE)</i>	<i>ALL FUNDS</i>	<i>General Fund</i>	<i>Lottery Funds</i>	<i>Other Funds</i>	<i>Federal Funds</i>	<i>Nonlimited Other Funds</i>	<i>Nonlimited Federal Funds</i>
203 - Oregon Youth Employment Program	-	-	-	-	-	-	-	-	-
204 - Data Driven Fiscal Policy Staff	-	-	-	-	-	-	-	-	-
205 - Private Career School Licensure	-	-	-	-	-	-	-	-	-
206 - Adult Attainment	-	-	-	-	-	-	-	-	-
207 - The Career College Collaborative (C3)	-	-	-	-	-	-	-	-	-
208 - Workforce & Talent Devel Board Grants	-	-	-	-	-	-	-	-	-
209 - Accelerated College Credit Reporting	-	-	-	-	-	-	-	-	-
210 - State Match for Federal Workforce Funds	-	-	4,100,000	4,100,000	-	-	-	-	-
211 - Expanded OYCC Training Programs	-	-	-	-	-	-	-	-	-
212 - STEM Director & Council Continuation	-	-	-	-	-	-	-	-	-
213 - Early Childhood Educator Development	-	-	-	-	-	-	-	-	-
301 - Oregon Opportunity Grant & Support	-	-	-	-	-	-	-	-	-
302 - CCSF - Bridging the Skills Gap	-	-	-	-	-	-	-	-	-
303 - Public University Support Fund	-	-	-	-	-	-	-	-	-
304 - Community College Support Fund	-	-	-	-	-	-	-	-	-
305 - Native American College Access Grant	-	-	-	-	-	-	-	-	-
306 - Campus Safety Investments	-	-	-	-	-	-	-	-	-
307 - Student Child Care Grant	-	-	-	-	-	-	-	-	-
308 - Oregon Promise Improvements	-	-	-	-	-	-	-	-	-
309 - University State Programs	-	-	-	-	-	-	-	-	-
310 - Statewide Public Services	-	-	-	-	-	-	-	-	-
311 - Adjust Personnel Budget	-	-	-	-	-	-	-	-	-
312 - Veterans Education Staffing	-	-	-	-	-	-	-	-	-
400 - EOU-New Residence Hall	-	-	-	-	-	-	-	-	-

Summary of 2019-21 Biennium Budget

**Higher Education Coordinating Commission
Workforce and Other Special Payments
2019-21 Biennium**

**Governor's Budget
Cross Reference Number: 52500-110-00-00-000000**

<i>Description</i>	<i>Positions</i>	<i>Full-Time Equivalent (FTE)</i>	<i>ALL FUNDS</i>	<i>General Fund</i>	<i>Lottery Funds</i>	<i>Other Funds</i>	<i>Federal Funds</i>	<i>Nonlimited Other Funds</i>	<i>Nonlimited Federal Funds</i>
401 - PSU-12th & Market Residence Hal	-	-	-	-	-	-	-	-	-
402 - PSU-University Center Bldg Land Purchase	-	-	-	-	-	-	-	-	-
403 - WOU-Vaisez Dining / Aux Services	-	-	-	-	-	-	-	-	-
404 - CC-Apprenticeship & Industrial Trades Center	-	-	-	-	-	-	-	-	-
405 - CC-Nursing-Allied Health Professions Center	-	-	-	-	-	-	-	-	-
406 - CC-Remond Campus General-Purpose Classroom	-	-	-	-	-	-	-	-	-
407 - OIT-Boivin Hall Rehab/Infrastructure Improve	-	-	-	-	-	-	-	-	-
408 - OSU-Cordley Hall-Phase II	-	-	-	-	-	-	-	-	-
409 - OSU-Educational Performing Art Center	-	-	-	-	-	-	-	-	-
410 - OSU-Student Success Ctr (Cascades)	-	-	-	-	-	-	-	-	-
411 - PSU-Science Bldg 1 Renovation/Expansion	-	-	-	-	-	-	-	-	-
412 - UO-Huestis Hall Deferred Maintenance	-	-	-	-	-	-	-	-	-
413 - WOU-Physical Education Center	-	-	-	-	-	-	-	-	-
414 - WOU-Student Success Center	-	-	-	-	-	-	-	-	-
415 - PU-Capital Improvement & Renewal	-	-	-	-	-	-	-	-	-
416 - EOU-Inlow Hall Grand Staircase	-	-	-	-	-	-	-	-	-
417 - EOU-Inlow Hall Phase II Seismic/Renovation	-	-	-	-	-	-	-	-	-
418 - OSU-Student Success Ctr Land Dev (Cascades)	-	-	-	-	-	-	-	-	-
419 - SOU-Britt Hall Mech Improvements	-	-	-	-	-	-	-	-	-
420 - SOU-Music Hall Mech-ADA Improvements	-	-	-	-	-	-	-	-	-
Subtotal Policy Packages	-	-	4,100,000	4,100,000	-	-	-	-	-

Total 2019-21 Governor's Budget	-	-	139,732,774	12,554,071	-	3,077,871	104,411,185	-	19,689,647
--	---	---	--------------------	-------------------	---	------------------	--------------------	---	-------------------

Summary of 2019-21 Biennium Budget

Higher Education Coordinating Commission
 Workforce and Other Special Payments
 2019-21 Biennium

Governor's Budget
 Cross Reference Number: 52500-110-00-00-000000

Description	Positions	Full-Time Equivalent (FTE)	ALL FUNDS	General Fund	Lottery Funds	Other Funds	Federal Funds	Nonlimited Other Funds	Nonlimited Federal Funds
-------------	-----------	----------------------------	-----------	--------------	---------------	-------------	---------------	------------------------	--------------------------

Percentage Change From 2017-19 Leg Approved Budget	-	-	9.42%	54.14%	-	175.07%	4.97%	-	3.80%
Percentage Change From 2019-21 Current Service Level	-	-	3.02%	48.50%	-	-	-	-	-

Summary of 2019-21 Biennium Budget

Higher Education Coordinating Commission
Sports Lottery
2019-21 Biennium

Governor's Budget
Cross Reference Number: 52500-112-00-00-00000

Description	Positions	Full-Time Equivalent (FTE)	ALL FUNDS	General Fund	Lottery Funds	Other Funds	Federal Funds	Nonlimited Other Funds	Nonlimited Federal Funds
2017-19 Leg Adopted Budget	-	-	8,240,000	-	8,240,000	-	-	-	-
2017-19 Emergency Boards	-	-	-	-	-	-	-	-	-
2017-19 Leg Approved Budget	-	-	8,240,000	-	8,240,000	-	-	-	-
2019-21 Base Budget Adjustments									
Net Cost of Position Actions									
Administrative Biennialized E-Board, Phase-Out	-	-	-	-	-	-	-	-	-
Estimated Cost of Merit Increase	-	-	-	-	-	-	-	-	-
Base Debt Service Adjustment	-	-	-	-	-	-	-	-	-
Base Nonlimited Adjustment	-	-	-	-	-	-	-	-	-
Capital Construction	-	-	-	-	-	-	-	-	-
Subtotal 2019-21 Base Budget	-	-	8,240,000	-	8,240,000	-	-	-	-
020 - Phase In / Out Pgm & One-time Cost									
021 - Phase - In	-	-	5,859,809	-	5,859,809	-	-	-	-
022 - Phase-out Pgm & One-time Costs	-	-	-	-	-	-	-	-	-
Subtotal	-	-	5,859,809	-	5,859,809	-	-	-	-
030 - Inflation & Price List Adjustments									
Cost of Goods & Services Increase/(Decrease)	-	-	-	-	-	-	-	-	-
Subtotal	-	-	-	-	-	-	-	-	-
040 - Mandated Caseload									
040 - Mandated Caseload	-	-	-	-	-	-	-	-	-
050 - Fundshifts and Revenue Reductions									
050 - Fundshifts	-	-	-	-	-	-	-	-	-
060 - Technical Adjustments									
060 - Technical Adjustments	-	-	-	-	-	-	-	-	-

Summary of 2019-21 Biennium Budget

Higher Education Coordinating Commission
 Sports Lottery
 2019-21 Biennium

Governor's Budget
 Cross Reference Number: 52500-112-00-00-000000

Description	Positions	Full-Time Equivalent (FTE)	ALL FUNDS	General Fund	Lottery Funds	Other Funds	Federal Funds	Nonlimited Other Funds	Nonlimited Federal Funds
060 - Technical Adjustments	-	-	-	-	-	-	-	-	-
Subtotal: 2019-21 Current Service Level	-	-	14,099,809	-	14,099,809	-	-	-	-

Summary of 2019-21 Biennium Budget

Higher Education Coordinating Commission
Sports Lottery
2019-21 Biennium

Governor's Budget
Cross Reference Number: 52500-112-00-00-00000

Description	Positions	Full-Time Equivalent (FTE)	ALL FUNDS	General Fund	Lottery Funds	Other Funds	Federal Funds	Nonlimited Other Funds	Nonlimited Federal Funds
Subtotal: 2019-21 Current Service Level	-	-	14,099,809	-	14,099,809	-	-	-	-
070 - Revenue Reductions/Shortfall									
070 - Revenue Shortfalls	-	-	-	-	-	-	-	-	-
Modified 2019-21 Current Service Level	-	-	14,099,809	-	14,099,809	-	-	-	-
080 - E-Boards									
080 - May 2018 E-Board	-	-	-	-	-	-	-	-	-
Subtotal Emergency Board Packages	-	-	-	-	-	-	-	-	-
Policy Packages									
081 - September 2018 Emergency Board	-	-	-	-	-	-	-	-	-
090 - Analyst Adjustments	-	-	(14,099,809)	-	(14,099,809)	-	-	-	-
091 - Statewide Adjustment DAS Chgs	-	-	-	-	-	-	-	-	-
092 - Statewide AG Adjustment	-	-	-	-	-	-	-	-	-
101 - Procurement Staff	-	-	-	-	-	-	-	-	-
102 - Internal Auditor	-	-	-	-	-	-	-	-	-
103 - Human Resource Staff	-	-	-	-	-	-	-	-	-
104 - Financial Aid Software Replacement	-	-	-	-	-	-	-	-	-
105 - Information Systems Staff	-	-	-	-	-	-	-	-	-
106 - Accounting Staff	-	-	-	-	-	-	-	-	-
107 - HECC IT Modernization Project	-	-	-	-	-	-	-	-	-
108 - Diversity and Inclusion Staff	-	-	-	-	-	-	-	-	-
109 - Capital Request Processing Staff	-	-	-	-	-	-	-	-	-
201 - Eliminating Barriers to Student Transfers	-	-	-	-	-	-	-	-	-
202 - Expanding Opportunities through Outreach	-	-	-	-	-	-	-	-	-

Summary of 2019-21 Biennium Budget

Higher Education Coordinating Commission
 Sports Lottery
 2019-21 Biennium

Governor's Budget
 Cross Reference Number: 52500-112-00-00-00000

Description	Positions	Full-Time Equivalent (FTE)	ALL FUNDS	General Fund	Lottery Funds	Other Funds	Federal Funds	Nonlimited Other Funds	Nonlimited Federal Funds
203 - Oregon Youth Employment Program	-	-	-	-	-	-	-	-	-
204 - Data Driven Fiscal Policy Staff	-	-	-	-	-	-	-	-	-
205 - Private Career School Licensure	-	-	-	-	-	-	-	-	-
206 - Adult Attainment	-	-	-	-	-	-	-	-	-
207 - The Career College Collaborative (C3)	-	-	-	-	-	-	-	-	-
208 - Workforce & Talent Devel Board Grants	-	-	-	-	-	-	-	-	-
209 - Accelerated College Credit Reporting	-	-	-	-	-	-	-	-	-
210 - State Match for Federal Workforce Funds	-	-	-	-	-	-	-	-	-
211 - Expanded OYCC Training Programs	-	-	-	-	-	-	-	-	-
212 - STEM Director & Council Continuation	-	-	-	-	-	-	-	-	-
213 - Early Childhood Educator Development	-	-	-	-	-	-	-	-	-
301 - Oregon Opportunity Grant & Support	-	-	-	-	-	-	-	-	-
302 - CCSF - Bridging the Skills Gap	-	-	-	-	-	-	-	-	-
303 - Public University Support Fund	-	-	-	-	-	-	-	-	-
304 - Community College Support Fund	-	-	-	-	-	-	-	-	-
305 - Native American College Access Grant	-	-	-	-	-	-	-	-	-
306 - Campus Safety Investments	-	-	-	-	-	-	-	-	-
307 - Student Child Care Grant	-	-	-	-	-	-	-	-	-
308 - Oregon Promise Improvements	-	-	-	-	-	-	-	-	-
309 - University State Programs	-	-	-	-	-	-	-	-	-
310 - Statewide Public Services	-	-	-	-	-	-	-	-	-
311 - Adjust Personnel Budget	-	-	-	-	-	-	-	-	-
312 - Veterans Education Staffing	-	-	-	-	-	-	-	-	-
400 - EOU-New Residence Hall	-	-	-	-	-	-	-	-	-

Summary of 2019-21 Biennium Budget

Higher Education Coordinating Commission
 Sports Lottery
 2019-21 Biennium

Governor's Budget
 Cross Reference Number: 52500-112-00-00-00000

Description	Positions	Full-Time Equivalent (FTE)	ALL FUNDS	General Fund	Lottery Funds	Other Funds	Federal Funds	Nonlimited Other Funds	Nonlimited Federal Funds
401 - PSU-12th & Market Residence Hal	-	-	-	-	-	-	-	-	-
402 - PSU-University Center Bldg Land Purchase	-	-	-	-	-	-	-	-	-
403 - WOU-Valsetz Dining / Aux Services	-	-	-	-	-	-	-	-	-
404 - CC-Apprenticeship & Industrial Trades Center	-	-	-	-	-	-	-	-	-
405 - CC-Nursing-Allied Health Professions Center	-	-	-	-	-	-	-	-	-
406 - CC-Remond Campus General-Purpose Classroom	-	-	-	-	-	-	-	-	-
407 - OIT-Boivin Hall Rehab/Infrastructure Improve	-	-	-	-	-	-	-	-	-
408 - OSU-Cordley Hall-Phase II	-	-	-	-	-	-	-	-	-
409 - OSU-Educational Performing Art Center	-	-	-	-	-	-	-	-	-
410 - OSU-Student Success Ctr (Cascades)	-	-	-	-	-	-	-	-	-
411 - PSU-Science Bldg 1 Renovation/Expansion	-	-	-	-	-	-	-	-	-
412 - UO-Huestis Hall Deferred Maintenance	-	-	-	-	-	-	-	-	-
413 - WOU-Physical Education Center	-	-	-	-	-	-	-	-	-
414 - WOU-Student Success Center	-	-	-	-	-	-	-	-	-
415 - PU-Capital Improvement & Renewal	-	-	-	-	-	-	-	-	-
416 - EOU-Inlow Hall Grand Staircase	-	-	-	-	-	-	-	-	-
417 - EOU-Inlow Hall Phase II Seismic/Renovation	-	-	-	-	-	-	-	-	-
418 - OSU-Student Success Ctr Land Dev (Cascades)	-	-	-	-	-	-	-	-	-
419 - SOU-Britt Hall Mech Improvements	-	-	-	-	-	-	-	-	-
420 - SOU-Music Hall Mech-ADA Improvements	-	-	-	-	-	-	-	-	-
Subtotal Policy Packages	-	-	(14,099,809)	-	(14,099,809)	-	-	-	-

Total 2019-21 Governor's Budget

01/15/19
 2:54 PM

Summary of 2019-21 Biennium Budget

Higher Education Coordinating Commission
Sports Lottery
2019-21 Biennium

Governor's Budget
Cross Reference Number: 52500-112-00-00-000000

Description	Positions	Full-Time Equivalent (FTE)	ALL FUNDS	General Fund	Lottery Funds	Other Funds	Federal Funds	Nonlimited Other Funds	Nonlimited Federal Funds
-------------	-----------	----------------------------	-----------	--------------	---------------	-------------	---------------	------------------------	--------------------------

Percentage Change From 2017-19 Leg Approved Budget	-	-	-100.00%	-	-100.00%	-	-	-	-
Percentage Change From 2019-21 Current Service Level	-	-	-100.00%	-	-100.00%	-	-	-	-

Summary of 2019-21 Biennium Budget

Higher Education Coordinating Commission
Public University Debt Service
2019-21 Biennium

Governor's Budget
Cross Reference Number: 52500-113-00-00-00000

Description	Positions	Full-Time Equivalent (FTE)	ALL FUNDS	General Fund	Lottery Funds	Other Funds	Federal Funds	Nonlimited Other Funds	Nonlimited Federal Funds
2017-19 Leg Adopted Budget	-	-	403,440,220	153,230,455	31,881,610	900,000	-	212,840,781	4,587,374
2017-19 Emergency Boards	-	-	1	(2,240,131)	-	2,240,132	-	-	-
2017-19 Leg Approved Budget	-	-	403,440,221	150,990,324	31,881,610	3,140,132	-	212,840,781	4,587,374
2019-21 Base Budget Adjustments									
Net Cost of Position Actions									
Administrative Biennialized E-Board, Phase-Out	-	-	-	-	-	-	-	-	-
Estimated Cost of Merit Increase	-	-	-	-	-	-	-	-	-
Base Debt Service Adjustment	-	-	43,104,168	52,520,500	2,637,595	(3,140,132)	-	(8,923,651)	9,856
Base Nonlimited Adjustment	-	-	-	-	-	-	-	-	-
Capital Construction	-	-	-	-	-	-	-	-	-
Subtotal 2019-21 Base Budget	-	-	446,544,389	203,510,824	34,519,205	-	-	203,917,130	4,597,230
020 - Phase In / Out Pgm & One-time Cost									
021 - Phase - In	-	-	-	-	-	-	-	-	-
022 - Phase-out Pgm & One-time Costs	-	-	(259,485)	(259,485)	-	-	-	-	-
Subtotal	-	-	(259,485)	(259,485)	-	-	-	-	-
030 - Inflation & Price List Adjustments									
Cost of Goods & Services Increase/(Decrease)	-	-	-	-	-	-	-	-	-
State Gov't & Services Charges Increase/(Decrease)	-	-	734,833	734,833	-	-	-	-	-
Subtotal	-	-	734,833	734,833	-	-	-	-	-
040 - Mandated Caseload									
040 - Mandated Caseload	-	-	-	-	-	-	-	-	-
050 - Fundshifts and Revenue Reductions									
050 - Fundshifts	-	-	-	-	-	-	-	-	-

Summary of 2019-21 Biennium Budget

Higher Education Coordinating Commission
 Public University Debt Service
 2019-21 Biennium

Governor's Budget
 Cross Reference Number: 52500-113-00-00-00000

Description	Positions	Full-Time Equivalent (FTE)	ALL FUNDS	General Fund	Lottery Funds	Other Funds	Federal Funds	Nonlimited Other Funds	Nonlimited Federal Funds
060 - Technical Adjustments	-	-	-	-	-	-	-	-	-
060 - Technical Adjustments	-	-	-	-	-	-	-	-	-
Subtotal: 2019-21 Current Service Level	-	-	447,019,737	203,986,172	34,519,205	-	-	203,917,130	4,597,230

Summary of 2019-21 Biennium Budget

Higher Education Coordinating Commission
Public University Debt Service
2019-21 Biennium

Governor's Budget
Cross Reference Number: 52500-113-00-00-00000

Description	Positions	Full-Time Equivalent (FTE)	ALL FUNDS	General Fund	Lottery Funds	Other Funds	Federal Funds	Nonlimited Other Funds	Nonlimited Federal Funds
Subtotal: 2019-21 Current Service Level	-	-	447,019,737	203,986,172	34,519,205	-	-	203,917,130	4,597,230
070 - Revenue Reductions/Shortfall									
070 - Revenue Shortfalls	-	-	-	-	-	-	-	-	-
Modified 2019-21 Current Service Level	-	-	447,019,737	203,986,172	34,519,205	-	-	203,917,130	4,597,230
080 - E-Boards									
080 - May 2018 E-Board	-	-	-	-	-	-	-	-	-
Subtotal Emergency Board Packages	-	-	-	-	-	-	-	-	-
Policy Packages									
081 - September 2018 Emergency Board	-	-	-	-	-	-	-	-	-
090 - Analyst Adjustments	-	-	-	-	-	-	-	-	-
091 - Statewide Adjustment DAS Chgs	-	-	-	-	-	-	-	-	-
092 - Statewide AG Adjustment	-	-	-	-	-	-	-	-	-
101 - Procurement Staff	-	-	-	-	-	-	-	-	-
102 - Internal Auditor	-	-	-	-	-	-	-	-	-
103 - Human Resource Staff	-	-	-	-	-	-	-	-	-
104 - Financial Aid Software Replacement	-	-	-	-	-	-	-	-	-
105 - Information Systems Staff	-	-	-	-	-	-	-	-	-
106 - Accounting Staff	-	-	-	-	-	-	-	-	-
107 - HECC IT Modernization Project	-	-	-	-	-	-	-	-	-
108 - Diversity and Inclusion Staff	-	-	-	-	-	-	-	-	-
109 - Capital Request Processing Staff	-	-	-	-	-	-	-	-	-
201 - Eliminating Barriers to Student Transfers	-	-	-	-	-	-	-	-	-
202 - Expanding Opportunities through Outreach	-	-	-	-	-	-	-	-	-

Summary of 2019-21 Biennium Budget

Higher Education Coordinating Commission
 Public University Debt Service
 2019-21 Biennium

Governor's Budget
 Cross Reference Number: 52500-113-00-00-00000

Description	Positions	Full-Time Equivalent (FTE)	ALL FUNDS	General Fund	Lottery Funds	Other Funds	Federal Funds	Nonlimited Other Funds	Nonlimited Federal Funds
203 - Oregon Youth Employment Program	-	-	-	-	-	-	-	-	-
204 - Data Driven Fiscal Policy Staff	-	-	-	-	-	-	-	-	-
205 - Private Career School Licensure	-	-	-	-	-	-	-	-	-
206 - Adult Attainment	-	-	-	-	-	-	-	-	-
207 - The Career College Collaborative (C3)	-	-	-	-	-	-	-	-	-
208 - Workforce & Talent Devel Board Grants	-	-	-	-	-	-	-	-	-
209 - Accelerated College Credit Reporting	-	-	-	-	-	-	-	-	-
210 - State Match for Federal Workforce Funds	-	-	-	-	-	-	-	-	-
211 - Expanded OYCC Training Programs	-	-	-	-	-	-	-	-	-
212 - STEM Director & Council Continuation	-	-	-	-	-	-	-	-	-
213 - Early Childhood Educator Development	-	-	-	-	-	-	-	-	-
301 - Oregon Opportunity Grant & Support	-	-	-	-	-	-	-	-	-
302 - CCSF - Bridging the Skills Gap	-	-	-	-	-	-	-	-	-
303 - Public University Support Fund	-	-	-	-	-	-	-	-	-
304 - Community College Support Fund	-	-	-	-	-	-	-	-	-
305 - Native American College Access Grant	-	-	-	-	-	-	-	-	-
306 - Campus Safety Investments	-	-	-	-	-	-	-	-	-
307 - Student Child Care Grant	-	-	-	-	-	-	-	-	-
308 - Oregon Promise Improvements	-	-	-	-	-	-	-	-	-
309 - University State Programs	-	-	-	-	-	-	-	-	-
310 - Statewide Public Services	-	-	-	-	-	-	-	-	-
311 - Adjust Personnel Budget	-	-	-	-	-	-	-	-	-
312 - Veterans Education Staffing	-	-	-	-	-	-	-	-	-
400 - EOU-New Residence Hall	-	-	-	-	-	-	-	-	-

Summary of 2019-21 Biennium Budget

Higher Education Coordinating Commission
Public University Debt Service
2019-21 Biennium

Governor's Budget
Cross Reference Number: 52500-113-00-00-00000

Description	Positions	Full-Time Equivalent (FTE)	ALL FUNDS	General Fund	Lottery Funds	Other Funds	Federal Funds	Nonlimited Other Funds	Nonlimited Federal Funds
401 - PSU-12th & Market Residence Hal	-	-	-	-	-	-	-	-	-
402 - PSU-University Center Bldg Land Purchase	-	-	-	-	-	-	-	-	-
403 - WOU-Vaiseiz Dining / Aux Services	-	-	-	-	-	-	-	-	-
404 - CC-Apprenticeship & Industrial Trades Center	-	-	-	-	-	-	-	-	-
405 - CC-Nursing-Allied Health Professions Center	-	-	-	-	-	-	-	-	-
406 - CC-Remond Campus General-Purpose Classroom	-	-	-	-	-	-	-	-	-
407 - OIT-Boivin Hall Rehab/Infrastructure Improve	-	-	-	-	-	-	-	-	-
408 - OSU-Cordley Hall-Phase II	-	-	-	-	-	-	-	-	-
409 - OSU-Educational Performing Art Center	-	-	-	-	-	-	-	-	-
410 - OSU-Student Success Ctr (Cascades)	-	-	-	-	-	-	-	-	-
411 - PSU-Science Bldg 1 Renovation/Expansion	-	-	-	-	-	-	-	-	-
412 - UO-Huestis Hall Deferred Maintenance	-	-	-	-	-	-	-	-	-
413 - WOU-Physical Education Center	-	-	-	-	-	-	-	-	-
414 - WOU-Student Success Center	-	-	-	-	-	-	-	-	-
415 - PU-Capital Improvement & Renewal	-	-	-	-	-	-	-	-	-
416 - EOU-Inlow Hall Grand Staircase	-	-	-	-	-	-	-	-	-
417 - EOU-Inlow Hall Phase II Seismic/Renovation	-	-	-	-	-	-	-	-	-
418 - OSU-Student Success Ctr Land Dev (Cascades)	-	-	-	-	-	-	-	-	-
419 - SOU-Britt Hall Mech Improvements	-	-	-	-	-	-	-	-	-
420 - SOU-Music Hall Mech-ADA Improvements	-	-	-	-	-	-	-	-	-
Subtotal Policy Packages	-	-	-	-	-	-	-	-	-

Total 2019-21 Governor's Budget	447,019,737	203,986,172	34,519,205	203,917,130	4,597,230
--	-------------	-------------	------------	-------------	-----------

Summary of 2019-21 Biennium Budget

Higher Education Coordinating Commission
 Public University Debt Service
 2019-21 Biennium

Governor's Budget
 Cross Reference Number: 52500-113-00-00-000000

Description	Positions	Full-Time Equivalent (FTE)	ALL FUNDS	General Fund	Lottery Funds	Other Funds	Federal Funds	Nonlimited Other Funds	Nonlimited Federal Funds
-------------	-----------	----------------------------	-----------	--------------	---------------	-------------	---------------	------------------------	--------------------------

Percentage Change From 2017-19 Leg Approved Budget	-	-	10.80%	35.10%	8.27%	-100.00%	-	-4.19%	0.21%
Percentage Change From 2019-21 Current Service Level	-	-	-	-	-	-	-	-	-

Summary of 2019-21 Biennium Budget

Higher Education Coordinating Commission
 Community College Debt Service
 2019-21 Biennium

Governor's Budget
 Cross Reference Number: 52500-114-00-00-00000

Description	Positions	Full-Time Equivalent (FTE)	ALL FUNDS	General Fund	Lottery Funds	Other Funds	Federal Funds	Nonlimited Other Funds	Nonlimited Federal Funds
2017-19 Leg Adopted Budget	-	-	39,027,965	26,778,761	11,699,204	550,000	-	-	-
2017-19 Emergency Boards	-	-	1	(227,590)	-	227,591	-	-	-
2017-19 Leg Approved Budget	-	-	39,027,966	26,551,171	11,699,204	777,591	-	-	-
2019-21 Base Budget Adjustments									
Net Cost of Position Actions	-	-	-	-	-	-	-	-	-
Administrative Biennialized E-Board, Phase-Out	-	-	-	-	-	-	-	-	-
Estimated Cost of Merit Increase	-	-	-	-	-	-	-	-	-
Base Debt Service Adjustment	-	-	7,210,484	8,167,139	(179,064)	(777,591)	-	-	-
Base Nonlimited Adjustment	-	-	-	-	-	-	-	-	-
Capital Construction	-	-	-	-	-	-	-	-	-
Subtotal 2019-21 Base Budget	-	-	46,238,450	34,718,310	11,520,140	-	-	-	-
020 - Phase In / Out Pgm & One-time Cost	-	-	-	-	-	-	-	-	-
021 - Phase - In	-	-	-	-	-	-	-	-	-
022 - Phase-out Pgm & One-time Costs	-	-	-	-	-	-	-	-	-
Subtotal	-	-	-	-	-	-	-	-	-
030 - Inflation & Price List Adjustments	-	-	-	-	-	-	-	-	-
State Gov't & Services Charges Increase/(Decrease)	-	-	117,466	117,466	-	-	-	-	-
Subtotal	-	-	117,466	117,466	-	-	-	-	-
040 - Mandated Caseload	-	-	-	-	-	-	-	-	-
040 - Mandated Caseload	-	-	-	-	-	-	-	-	-
050 - Fundshifts and Revenue Reductions	-	-	-	-	-	-	-	-	-
050 - Fundshifts	-	-	-	-	-	-	-	-	-
060 - Technical Adjustments	-	-	-	-	-	-	-	-	-

Summary of 2019-21 Biennium Budget

Higher Education Coordinating Commission
 Community College Debt Service
 2019-21 Biennium

Governor's Budget
 Cross Reference Number: 52500-114-00-00-000000

Description	Positions	Full-Time Equivalent (FTE)	ALL FUNDS	General Fund	Lottery Funds	Other Funds	Federal Funds	Nonlimited Other Funds	Nonlimited Federal Funds
060 - Technical Adjustments	-	-	-	-	-	-	-	-	-
Subtotal: 2019-21 Current Service Level	-	-	46,355,916	34,835,776	11,520,140	-	-	-	-

Summary of 2019-21 Biennium Budget

Higher Education Coordinating Commission
 Community College Debt Service
 2019-21 Biennium

Governor's Budget
 Cross Reference Number: 52500-114-00-00-00000

Description	Positions	Full-Time Equivalent (FTE)	ALL FUNDS	General Fund	Lottery Funds	Other Funds	Federal Funds	Nonlimited Other Funds	Nonlimited Federal Funds
Subtotal: 2019-21 Current Service Level	-	-	46,355,916	34,835,776	11,520,140	-	-	-	-
070 - Revenue Reductions/Shortfall									
070 - Revenue Shortfalls	-	-	-	-	-	-	-	-	-
Modified 2019-21 Current Service Level	-	-	46,355,916	34,835,776	11,520,140	-	-	-	-
080 - E-Boards									
080 - May 2018 E-Board	-	-	-	-	-	-	-	-	-
Subtotal Emergency Board Packages	-	-	-	-	-	-	-	-	-
Policy Packages									
081 - September 2018 Emergency Board	-	-	-	-	-	-	-	-	-
090 - Analyst Adjustments	-	-	-	-	-	-	-	-	-
091 - Statewide Adjustment DAS Chgs	-	-	-	-	-	-	-	-	-
092 - Statewide AG Adjustment	-	-	-	-	-	-	-	-	-
101 - Procurement Staff	-	-	-	-	-	-	-	-	-
102 - Internal Auditor	-	-	-	-	-	-	-	-	-
103 - Human Resource Staff	-	-	-	-	-	-	-	-	-
104 - Financial Aid Software Replacement	-	-	-	-	-	-	-	-	-
105 - Information Systems Staff	-	-	-	-	-	-	-	-	-
106 - Accounting Staff	-	-	-	-	-	-	-	-	-
107 - HECC IT Modernization Project	-	-	-	-	-	-	-	-	-
108 - Diversity and Inclusion Staff	-	-	-	-	-	-	-	-	-
109 - Capital Request Processing Staff	-	-	-	-	-	-	-	-	-
201 - Eliminating Barriers to Student Transfers	-	-	-	-	-	-	-	-	-
202 - Expanding Opportunities through Outreach	-	-	-	-	-	-	-	-	-

Summary of 2019-21 Biennium Budget

Higher Education Coordinating Commission
 Community College Debt Service
 2019-21 Biennium

Governor's Budget
 Cross Reference Number: 52500-114-00-00-00000

Description	Positions	Full-Time Equivalent (FTE)	ALL FUNDS	General Fund	Lottery Funds	Other Funds	Federal Funds	Nonlimited Other Funds	Nonlimited Federal Funds
203 - Oregon Youth Employment Program	-	-	-	-	-	-	-	-	-
204 - Data Driven Fiscal Policy Staff	-	-	-	-	-	-	-	-	-
205 - Private Career School Licensure	-	-	-	-	-	-	-	-	-
206 - Adult Attainment	-	-	-	-	-	-	-	-	-
207 - The Career College Collaborative (C3)	-	-	-	-	-	-	-	-	-
208 - Workforce & Talent Devel Board Grants	-	-	-	-	-	-	-	-	-
209 - Accelerated College Credit Reporting	-	-	-	-	-	-	-	-	-
210 - State Match for Federal Workforce Funds	-	-	-	-	-	-	-	-	-
211 - Expanded OYCC Training Programs	-	-	-	-	-	-	-	-	-
212 - STEM Director & Council Continuation	-	-	-	-	-	-	-	-	-
213 - Early Childhood Educator Development	-	-	-	-	-	-	-	-	-
301 - Oregon Opportunity Grant & Support	-	-	-	-	-	-	-	-	-
302 - CCSF - Bridging the Skills Gap	-	-	-	-	-	-	-	-	-
303 - Public University Support Fund	-	-	-	-	-	-	-	-	-
304 - Community College Support Fund	-	-	-	-	-	-	-	-	-
305 - Native American College Access Grant	-	-	-	-	-	-	-	-	-
306 - Campus Safety Investments	-	-	-	-	-	-	-	-	-
307 - Student Child Care Grant	-	-	-	-	-	-	-	-	-
308 - Oregon Promise Improvements	-	-	-	-	-	-	-	-	-
309 - University State Programs	-	-	-	-	-	-	-	-	-
310 - Statewide Public Services	-	-	-	-	-	-	-	-	-
311 - Adjust Personnel Budget	-	-	-	-	-	-	-	-	-
312 - Veterans Education Staffing	-	-	-	-	-	-	-	-	-
400 - EOU-New Residence Hall	-	-	-	-	-	-	-	-	-

Summary of 2019-21 Biennium Budget

Higher Education Coordinating Commission
 Community College Debt Service
 2019-21 Biennium

Governor's Budget
 Cross Reference Number: 52500-114-00-00-000000

Description	Positions	Full-Time Equivalent (FTE)	ALL FUNDS	General Fund	Lottery Funds	Other Funds	Federal Funds	Nonlimited Other Funds	Nonlimited Federal Funds
401 - PSU-12th & Market Residence Hal	-	-	-	-	-	-	-	-	-
402 - PSU-University Center Bldg Land Purchase	-	-	-	-	-	-	-	-	-
403 - WOU-Vaiseiz Dining / Aux Services	-	-	-	-	-	-	-	-	-
404 - CC-Apprenticeship & Industrial Trades Center	-	-	-	-	-	-	-	-	-
405 - CC-Nursing-Allied Health Professions Center	-	-	-	-	-	-	-	-	-
406 - CC-Remond Campus General-Purpose Classroom	-	-	-	-	-	-	-	-	-
407 - OIT-Boivin Hall Rehab/Infrastructure Improve	-	-	-	-	-	-	-	-	-
408 - OSU-Cordley Hall-Phase II	-	-	-	-	-	-	-	-	-
409 - OSU-Educational Performing Art Center	-	-	-	-	-	-	-	-	-
410 - OSU-Student Success Ctr (Cascades)	-	-	-	-	-	-	-	-	-
411 - PSU-Science Bldg 1 Renovation/Expansion	-	-	-	-	-	-	-	-	-
412 - UO-Huestis Hall Deferred Maintenance	-	-	-	-	-	-	-	-	-
413 - WOU-Physical Education Center	-	-	-	-	-	-	-	-	-
414 - WOU-Student Success Center	-	-	-	-	-	-	-	-	-
415 - PU-Capital Improvement & Renewal	-	-	-	-	-	-	-	-	-
416 - EOU-Inlow Hall Grand Staircase	-	-	-	-	-	-	-	-	-
417 - EOU-Inlow Hall Phase II Seismic/Renovation	-	-	-	-	-	-	-	-	-
418 - OSU-Student Success Ctr Land Dev (Cascades)	-	-	-	-	-	-	-	-	-
419 - SOU-Britt Hall Mech Improvements	-	-	-	-	-	-	-	-	-
420 - SOU-Music Hall Mech-ADA Improvements	-	-	-	-	-	-	-	-	-
Subtotal Policy Packages	-	-	-	-	-	-	-	-	-
Total 2019-21 Governor's Budget	-	-	46,355,916	34,835,776	11,520,140	-	-	-	-

Summary of 2019-21 Biennium Budget

Higher Education Coordinating Commission
 Community College Debt Service
 2019-21 Biennium

Governor's Budget
 Cross Reference Number: 52500-114-00-00-00000

Description	Positions	Full-Time Equivalent (FTE)	ALL FUNDS	General Fund	Lottery Funds	Other Funds	Federal Funds	Nonlimited Other Funds	Nonlimited Federal Funds
-------------	-----------	----------------------------	-----------	--------------	---------------	-------------	---------------	------------------------	--------------------------

Percentage Change From 2017-19 Leg Approved Budget	-	-	18.78%	31.20%	-1.53%	-100.00%	-	-	-
Percentage Change From 2019-21 Current Service Level	-	-	-	-	-	-	-	-	-

Summary of 2019-21 Biennium Budget

Higher Education Coordinating Commission
 OHSU Debt Service
 2019-21 Biennium

Governor's Budget
 Cross Reference Number: 52500-115-00-00-00000

Description	Positions	Full-Time Equivalent (FTE)	ALL FUNDS	General Fund	Lottery Funds	Other Funds	Federal Funds	Nonlimited Other Funds	Nonlimited Federal Funds
2017-19 Leg Adopted Budget	-	-	598,400	598,400	-	-	-	-	-
2017-19 Emergency Boards	-	-	32,855,176	11,760,817	-	21,094,359	-	-	-
2017-19 Leg Approved Budget	-	-	33,453,576	12,359,217	-	21,094,359	-	-	-
2019-21 Base Budget Adjustments									
Net Cost of Position Actions	-	-	-	-	-	-	-	-	-
Administrative Biennialized E-Board, Phase-Out	-	-	-	-	-	-	-	-	-
Estimated Cost of Merit Increase	-	-	-	-	-	-	-	-	-
Base Debt Service Adjustment	-	-	28,581,274	11,505,243	-	9,777,141	-	7,298,890	-
Base Nonlimited Adjustment	-	-	-	-	-	-	-	-	-
Capital Construction	-	-	-	-	-	-	-	-	-
Subtotal 2019-21 Base Budget	-	-	62,034,850	23,864,460	-	30,871,500	-	7,298,890	-
020 - Phase In / Out Pgm & One-time Cost	-	-	-	-	-	-	-	-	-
021 - Phase - In	-	-	-	-	-	-	-	-	-
022 - Phase-out Pgm & One-time Costs	-	-	-	-	-	-	-	-	-
Subtotal	-	-	-	-	-	-	-	-	-
040 - Mandated Caseload	-	-	-	-	-	-	-	-	-
040 - Mandated Caseload	-	-	-	-	-	-	-	-	-
050 - Fundshifts and Revenue Reductions	-	-	-	-	-	-	-	-	-
050 - Fundshifts	-	-	-	-	-	-	-	-	-
060 - Technical Adjustments	-	-	-	-	-	-	-	-	-
060 - Technical Adjustments	-	-	-	-	-	-	-	-	-
Subtotal: 2019-21 Current Service Level	-	-	62,034,850	23,864,460	-	30,871,500	-	7,298,890	-

Summary of 2019-21 Biennium Budget

Higher Education Coordinating Commission
 OHSU Debt Service
 2019-21 Biennium

Governor's Budget
 Cross Reference Number: 52500-115-00-00-00000

Description	Positions	Full-Time Equivalent (FTE)	ALL FUNDS	General Fund	Lottery Funds	Other Funds	Federal Funds	Nonlimited Other Funds	Nonlimited Federal Funds
Subtotal: 2019-21 Current Service Level	-	-	62,034,850	23,864,460	-	30,871,500	-	7,298,890	-
070 - Revenue Reductions/Shortfall									
070 - Revenue Shortfalls	-	-	-	-	-	-	-	-	-
Modified 2019-21 Current Service Level	-	-	62,034,850	23,864,460	-	30,871,500	-	7,298,890	-
080 - E-Boards									
080 - May 2018 E-Board	-	-	-	-	-	-	-	-	-
Subtotal Emergency Board Packages	-	-	-	-	-	-	-	-	-
Policy Packages									
081 - September 2018 Emergency Board	-	-	-	-	-	-	-	-	-
090 - Analyst Adjustments	-	-	-	-	-	-	-	-	-
091 - Statewide Adjustment DAS Chgs	-	-	-	-	-	-	-	-	-
092 - Statewide AG Adjustment	-	-	-	-	-	-	-	-	-
101 - Procurement Staff	-	-	-	-	-	-	-	-	-
102 - Internal Auditor	-	-	-	-	-	-	-	-	-
103 - Human Resource Staff	-	-	-	-	-	-	-	-	-
104 - Financial Aid Software Replacement	-	-	-	-	-	-	-	-	-
105 - Information Systems Staff	-	-	-	-	-	-	-	-	-
106 - Accounting Staff	-	-	-	-	-	-	-	-	-
107 - HECC IT Modernization Project	-	-	-	-	-	-	-	-	-
108 - Diversity and Inclusion Staff	-	-	-	-	-	-	-	-	-
109 - Capital Request Processing Staff	-	-	-	-	-	-	-	-	-
201 - Eliminating Barriers to Student Transfers	-	-	-	-	-	-	-	-	-
202 - Expanding Opportunities through Outreach	-	-	-	-	-	-	-	-	-

Summary of 2019-21 Biennium Budget

Higher Education Coordinating Commission
 OHSU Debt Service
 2019-21 Biennium

Governor's Budget
 Cross Reference Number: 52500-115-00-00-00000

Description	Positions	Full-Time Equivalent (FTE)	ALL FUNDS	General Fund	Lottery Funds	Other Funds	Federal Funds	Nonlimited Other Funds	Nonlimited Federal Funds
203 - Oregon Youth Employment Program	-	-	-	-	-	-	-	-	-
204 - Data Driven Fiscal Policy Staff	-	-	-	-	-	-	-	-	-
205 - Private Career School Licensure	-	-	-	-	-	-	-	-	-
206 - Adult Attainment	-	-	-	-	-	-	-	-	-
207 - The Career College Collaborative (C3)	-	-	-	-	-	-	-	-	-
208 - Workforce & Talent Devel Board Grants	-	-	-	-	-	-	-	-	-
209 - Accelerated College Credit Reporting	-	-	-	-	-	-	-	-	-
210 - State Match for Federal Workforce Funds	-	-	-	-	-	-	-	-	-
211 - Expanded OYCC Training Programs	-	-	-	-	-	-	-	-	-
212 - STEM Director & Council Continuation	-	-	-	-	-	-	-	-	-
213 - Early Childhood Educator Development	-	-	-	-	-	-	-	-	-
301 - Oregon Opportunity Grant & Support	-	-	-	-	-	-	-	-	-
302 - CCSF - Bridging the Skills Gap	-	-	-	-	-	-	-	-	-
303 - Public University Support Fund	-	-	-	-	-	-	-	-	-
304 - Community College Support Fund	-	-	-	-	-	-	-	-	-
305 - Native American College Access Grant	-	-	-	-	-	-	-	-	-
306 - Campus Safety Investments	-	-	-	-	-	-	-	-	-
307 - Student Child Care Grant	-	-	-	-	-	-	-	-	-
308 - Oregon Promise Improvements	-	-	-	-	-	-	-	-	-
309 - University State Programs	-	-	-	-	-	-	-	-	-
310 - Statewide Public Services	-	-	-	-	-	-	-	-	-
311 - Adjust Personnel Budget	-	-	-	-	-	-	-	-	-
312 - Veterans Education Staffing	-	-	-	-	-	-	-	-	-
400 - EOU-New Residence Hall	-	-	-	-	-	-	-	-	-

Summary of 2019-21 Biennium Budget

Higher Education Coordinating Commission
 OHSU Debt Service
 2019-21 Biennium

Governor's Budget
 Cross Reference Number: 52500-115-00-00-00000

Description	Positions	Full-Time Equivalent (FTE)	ALL FUNDS	General Fund	Lottery Funds	Other Funds	Federal Funds	Nonlimited Other Funds	Nonlimited Federal Funds
401 - PSU-12th & Market Residence Hal	-	-	-	-	-	-	-	-	-
402 - PSU-University Center Bldg Land Purchase	-	-	-	-	-	-	-	-	-
403 - WOU-Vaiseiz Dining / Aux Services	-	-	-	-	-	-	-	-	-
404 - CC-Apprenticeship & Industrial Trades Center	-	-	-	-	-	-	-	-	-
405 - CC-Nursing-Allied Health Professions Center	-	-	-	-	-	-	-	-	-
406 - CC-Remond Campus General-Purpose Classroom	-	-	-	-	-	-	-	-	-
407 - OIT-Boivin Hall Rehab/Infrastructure Improve	-	-	-	-	-	-	-	-	-
408 - OSU-Cordley Hall-Phase II	-	-	-	-	-	-	-	-	-
409 - OSU-Educational Performing Art Center	-	-	-	-	-	-	-	-	-
410 - OSU-Student Success Ctr (Cascades)	-	-	-	-	-	-	-	-	-
411 - PSU-Science Bldg 1 Renovation/Expansion	-	-	-	-	-	-	-	-	-
412 - UC-Huestis Hall Deferred Maintenance	-	-	-	-	-	-	-	-	-
413 - WOU-Physical Education Center	-	-	-	-	-	-	-	-	-
414 - WOU-Student Success Center	-	-	-	-	-	-	-	-	-
415 - PU-Capital Improvement & Renewal	-	-	-	-	-	-	-	-	-
416 - EOU-Inlow Hall Grand Staircase	-	-	-	-	-	-	-	-	-
417 - EOU-Inlow Hall Phase II Seismic/Renovation	-	-	-	-	-	-	-	-	-
418 - OSU-Student Success Ctr Land Dev (Cascades)	-	-	-	-	-	-	-	-	-
419 - SOU-Britt Hall Mech Improvements	-	-	-	-	-	-	-	-	-
420 - SOU-Music Hall Mech-ADA Improvements	-	-	-	-	-	-	-	-	-
Subtotal Policy Packages	-	-	-	-	-	-	-	-	-
Total 2019-21 Governor's Budget	-	-	62,034,850	23,864,460	-	30,871,500	-	7,298,890	-

Summary of 2019-21 Biennium Budget

Higher Education Coordinating Commission
 OHSU Debt Service
 2019-21 Biennium

Governor's Budget
 Cross Reference Number: 52500-115-00-00-000000

Description	Positions	Full-Time Equivalent (FTE)	ALL FUNDS	General Fund	Lottery Funds	Other Funds	Federal Funds	Nonlimited Other Funds	Nonlimited Federal Funds
-------------	-----------	----------------------------	-----------	--------------	---------------	-------------	---------------	------------------------	--------------------------

Percentage Change From 2017-19 Leg Approved Budget	-	-	85.44%	93.09%	-	46.35%	-	-	-
Percentage Change From 2019-21 Current Service Level	-	-	-	-	-	-	-	-	-

Summary of 2019-21 Biennium Budget

Higher Education Coordinating Commission
 Public University Capital Construction
 2019-21 Biennium

Governor's Budget
 Cross Reference Number: 52500-116-00-00-00000

Description	Positions	Full-Time Equivalent (FTE)	ALL FUNDS	General Fund	Lottery Funds	Other Funds	Federal Funds	Nonlimited Other Funds	Nonlimited Federal Funds
2017-19 Leg Adopted Budget	-	-	330,825,000	-	-	330,825,000	-	-	-
2017-19 Emergency Boards	-	-	74,650,000	-	-	74,650,000	-	-	-
2017-19 Leg Approved Budget	-	-	405,475,000	-	-	405,475,000	-	-	-
2019-21 Base Budget Adjustments									
Net Cost of Position Actions									
Administrative Biennialized E-Board, Phase-Out	-	-	-	-	-	-	-	-	-
Estimated Cost of Merit Increase	-	-	-	-	-	-	-	-	-
Base Debt Service Adjustment	-	-	-	-	-	-	-	-	-
Base Nonlimited Adjustment	-	-	-	-	-	-	-	-	-
Capital Construction	-	-	(405,475,000)	-	-	(405,475,000)	-	-	-
Subtotal 2019-21 Base Budget	-	-	-	-	-	-	-	-	-
020 - Phase In / Out Pgm & One-time Cost									
021 - Phase - In	-	-	-	-	-	-	-	-	-
022 - Phase-out Pgm & One-time Costs	-	-	-	-	-	-	-	-	-
Subtotal	-	-	-	-	-	-	-	-	-
040 - Mandated Caseload									
040 - Mandated Caseload	-	-	-	-	-	-	-	-	-
050 - Fundshifts and Revenue Reductions									
050 - Fundshifts	-	-	-	-	-	-	-	-	-
060 - Technical Adjustments									
060 - Technical Adjustments	-	-	-	-	-	-	-	-	-
Subtotal: 2019-21 Current Service Level	-	-	-	-	-	-	-	-	-

Summary of 2019-21 Biennium Budget

Higher Education Coordinating Commission
Public University Capital Construction
2019-21 Biennium

Governor's Budget
Cross Reference Number: 52500-116-00-00-00000

Description	Positions	Full-Time Equivalent (FTE)	ALL FUNDS	General Fund	Lottery Funds	Other Funds	Federal Funds	Nonlimited Other Funds	Nonlimited Federal Funds
Subtotal: 2019-21 Current Service Level									
070 - Revenue Reductions/Shortfall									
070 - Revenue Shortfalls	-	-	-	-	-	-	-	-	-
Modified 2019-21 Current Service Level									
080 - E-Boards									
080 - May 2018 E-Board	-	-	-	-	-	-	-	-	-
Subtotal Emergency Board Packages									
Policy Packages									
081 - September 2018 Emergency Board	-	-	-	-	-	-	-	-	-
090 - Analyst Adjustments	-	-	12,000,000	-	-	12,000,000	-	-	-
091 - Statewide Adjustment DAS Chgs	-	-	-	-	-	-	-	-	-
092 - Statewide AG Adjustment	-	-	-	-	-	-	-	-	-
101 - Procurement Staff	-	-	-	-	-	-	-	-	-
102 - Internal Auditor	-	-	-	-	-	-	-	-	-
103 - Human Resource Staff	-	-	-	-	-	-	-	-	-
104 - Financial Aid Software Replacement	-	-	-	-	-	-	-	-	-
105 - Information Systems Staff	-	-	-	-	-	-	-	-	-
106 - Accounting Staff	-	-	-	-	-	-	-	-	-
107 - HECC IT Modernization Project	-	-	-	-	-	-	-	-	-
108 - Diversity and Inclusion Staff	-	-	-	-	-	-	-	-	-
109 - Capital Request Processing Staff	-	-	-	-	-	-	-	-	-
201 - Eliminating Barriers to Student Transfers	-	-	-	-	-	-	-	-	-
202 - Expanding Opportunities through Outreach	-	-	-	-	-	-	-	-	-

Summary of 2019-21 Biennium Budget

Higher Education Coordinating Commission
 Public University Capital Construction
 2019-21 Biennium

Governor's Budget
 Cross Reference Number: 52500-116-00-00-000000

Description	Positions	Full-Time Equivalent (FTE)	ALL FUNDS	General Fund	Lottery Funds	Other Funds	Federal Funds	Nonlimited Other Funds	Nonlimited Federal Funds
203 - Oregon Youth Employment Program	-	-	-	-	-	-	-	-	-
204 - Data Driven Fiscal Policy Staff	-	-	-	-	-	-	-	-	-
205 - Private Career School Licensure	-	-	-	-	-	-	-	-	-
206 - Adult Attainment	-	-	-	-	-	-	-	-	-
207 - The Career College Collaborative (C3)	-	-	-	-	-	-	-	-	-
208 - Workforce & Talent Devel Board Grants	-	-	-	-	-	-	-	-	-
209 - Accelerated College Credit Reporting	-	-	-	-	-	-	-	-	-
210 - State Match for Federal Workforce Funds	-	-	-	-	-	-	-	-	-
211 - Expanded OYCC Training Programs	-	-	-	-	-	-	-	-	-
212 - STEM Director & Council Continuation	-	-	-	-	-	-	-	-	-
213 - Early Childhood Educator Development	-	-	-	-	-	-	-	-	-
301 - Oregon Opportunity Grant & Support	-	-	-	-	-	-	-	-	-
302 - CCSF - Bridging the Skills Gap	-	-	-	-	-	-	-	-	-
303 - Public University Support Fund	-	-	-	-	-	-	-	-	-
304 - Community College Support Fund	-	-	-	-	-	-	-	-	-
305 - Native American College Access Grant	-	-	-	-	-	-	-	-	-
306 - Campus Safety Investments	-	-	-	-	-	-	-	-	-
307 - Student Child Care Grant	-	-	-	-	-	-	-	-	-
308 - Oregon Promise Improvements	-	-	-	-	-	-	-	-	-
309 - University State Programs	-	-	-	-	-	-	-	-	-
310 - Statewide Public Services	-	-	-	-	-	-	-	-	-
311 - Adjust Personnel Budget	-	-	-	-	-	-	-	-	-
312 - Veterans Education Staffing	-	-	-	-	-	-	-	-	-
400 - EOU-New Residence Hall	-	-	14,000,000	-	-	14,000,000	-	-	-

Summary of 2019-21 Biennium Budget

Higher Education Coordinating Commission
Public University Capital Construction
2019-21 Biennium

Governor's Budget
Cross Reference Number: 52500-116-00-00-00000

Description	Positions	Full-Time Equivalent (FTE)	ALL FUNDS	General Fund	Lottery Funds	Other Funds	Federal Funds	Nonlimited Other Funds	Nonlimited Federal Funds
401 - PSU-12th & Market Residence Hal	-	-	60,500,000	-	-	60,500,000	-	-	-
402 - PSU-University Center Bldg Land Purchase	-	-	15,000,000	-	-	15,000,000	-	-	-
403 - WOU-Valseiz Dining / Aux Services	-	-	3,500,000	-	-	3,500,000	-	-	-
404 - CC-Apprenticeship & Industrial Trades Center	-	-	-	-	-	-	-	-	-
405 - CC-Nursing-Allied Health Professions Center	-	-	-	-	-	-	-	-	-
406 - CC-Remond Campus General-Purpose Classroom	-	-	-	-	-	-	-	-	-
407 - OIT-Boivin Hall Rehab/Infrastructure Improve	-	-	-	-	-	-	-	-	-
408 - OSU-Cordley Hall-Phase II	-	-	-	-	-	-	-	-	-
409 - OSU-Educational Performing Art Center	-	-	-	-	-	-	-	-	-
410 - OSU-Student Success Ctr (Cascades)	-	-	-	-	-	-	-	-	-
411 - PSU-Science Bldg 1 Renovation/Expansion	-	-	-	-	-	-	-	-	-
412 - UO-Huestis Hall Deferred Maintenance	-	-	-	-	-	-	-	-	-
413 - WOU-Physical Education Center	-	-	-	-	-	-	-	-	-
414 - WOU-Student Success Center	-	-	-	-	-	-	-	-	-
415 - PU-Capital Improvement & Renewal	-	-	65,000,000	-	-	65,000,000	-	-	-
416 - EOU-Inlow Hall Grand Staircase	-	-	3,000,000	-	-	3,000,000	-	-	-
417 - EOU-Inlow Hall Phase II Seismic/Renovation	-	-	-	-	-	-	-	-	-
418 - OSU-Student Success Ctr Land Dev (Cascades)	-	-	-	-	-	-	-	-	-
419 - SOU-Britt Hall Mech Improvements	-	-	-	-	-	-	-	-	-
420 - SOU-Music Hall Mech-ADA Improvements	-	-	-	-	-	-	-	-	-
Subtotal Policy Packages	-	-	173,000,000	-	-	173,000,000	-	-	-
Total 2019-21 Governor's Budget	-	-	173,000,000	-	-	173,000,000	-	-	-

Summary of 2019-21 Biennium Budget

Higher Education Coordinating Commission
 Public University Capital Construction
 2019-21 Biennium

Governor's Budget
 Cross Reference Number: 52500-116-00-00-000000

<i>Description</i>	<i>Positions</i>	<i>Full-Time Equivalent (FTE)</i>	<i>ALL FUNDS</i>	<i>General Fund</i>	<i>Lottery Funds</i>	<i>Other Funds</i>	<i>Federal Funds</i>	<i>Nonlimited Other Funds</i>	<i>Nonlimited Federal Funds</i>
--------------------	------------------	-----------------------------------	------------------	---------------------	----------------------	--------------------	----------------------	-------------------------------	---------------------------------

Percentage Change From 2017-19 Leg Approved Budget	-	-	-57.33%	-	-	-57.33%	-	-	-
Percentage Change From 2019-21 Current Service Level	-	-	-	-	-	-	-	-	-

Summary of 2019-21 Biennium Budget

Higher Education Coordinating Commission
 Community College Capital Construction
 2019-21 Biennium

Governor's Budget
 Cross Reference Number: 52500-117-00-00-00000

Description	Positions	Full-Time Equivalent (FTE)	ALL FUNDS	General Fund	Lottery Funds	Other Funds	Federal Funds	Nonlimited Other Funds	Nonlimited Federal Funds
2017-19 Leg Adopted Budget	-	-	102,897,241	-	-	102,897,241	-	-	-
2017-19 Emergency Boards	-	-	-	-	-	-	-	-	-
2017-19 Leg Approved Budget	-	-	102,897,241	-	-	102,897,241	-	-	-
2019-21 Base Budget Adjustments									
Net Cost of Position Actions	-	-	-	-	-	-	-	-	-
Administrative Biennialized E-Board, Phase-Out	-	-	-	-	-	-	-	-	-
Estimated Cost of Merit Increase	-	-	-	-	-	-	-	-	-
Base Debt Service Adjustment	-	-	-	-	-	-	-	-	-
Base Nonlimited Adjustment	-	-	-	-	-	-	-	-	-
Capital Construction	-	-	(101,397,241)	-	-	(101,397,241)	-	-	-
Subtotal 2019-21 Base Budget	-	-	1,500,000	-	-	1,500,000	-	-	-
020 - Phase In / Out Pgm & One-time Cost	-	-	-	-	-	-	-	-	-
021 - Phase - In	-	-	-	-	-	-	-	-	-
022 - Phase-out Pgm & One-time Costs	-	-	(1,500,000)	-	-	(1,500,000)	-	-	-
Subtotal	-	-	(1,500,000)	-	-	(1,500,000)	-	-	-
040 - Mandated Caseload	-	-	-	-	-	-	-	-	-
040 - Mandated Caseload	-	-	-	-	-	-	-	-	-
050 - Fundshifts and Revenue Reductions	-	-	-	-	-	-	-	-	-
050 - Fundshifts	-	-	-	-	-	-	-	-	-
060 - Technical Adjustments	-	-	-	-	-	-	-	-	-
060 - Technical Adjustments	-	-	-	-	-	-	-	-	-
Subtotal: 2019-21 Current Service Level	-	-	-	-	-	-	-	-	-

Summary of 2019-21 Biennium Budget

Higher Education Coordinating Commission
 Community College Capital Construction
 2019-21 Biennium

Governor's Budget
 Cross Reference Number: 52500-117-00-00-00000

Description	Positions	Full-Time Equivalent (FTE)	ALL FUNDS	General Fund	Lottery Funds	Other Funds	Federal Funds	Nonlimited Other Funds	Nonlimited Federal Funds
Subtotal: 2019-21 Current Service Level									
070 - Revenue Reductions/Shortfall									
070 - Revenue Shortfalls	-	-	-	-	-	-	-	-	-
Modified 2019-21 Current Service Level									
080 - E-Boards									
080 - May 2018 E-Board	-	-	-	-	-	-	-	-	-
Subtotal Emergency Board Packages									
Policy Packages									
081 - September 2018 Emergency Board	-	-	-	-	-	-	-	-	-
090 - Analyst Adjustments	-	-	55,746,991	-	-	55,746,991	-	-	-
091 - Statewide Adjustment DAS Chgs	-	-	-	-	-	-	-	-	-
092 - Statewide AG Adjustment	-	-	-	-	-	-	-	-	-
101 - Procurement Staff	-	-	-	-	-	-	-	-	-
102 - Internal Auditor	-	-	-	-	-	-	-	-	-
103 - Human Resource Staff	-	-	-	-	-	-	-	-	-
104 - Financial Aid Software Replacement	-	-	-	-	-	-	-	-	-
105 - Information Systems Staff	-	-	-	-	-	-	-	-	-
106 - Accounting Staff	-	-	-	-	-	-	-	-	-
107 - HECC IT Modernization Project	-	-	-	-	-	-	-	-	-
108 - Diversity and Inclusion Staff	-	-	-	-	-	-	-	-	-
109 - Capital Request Processing Staff	-	-	-	-	-	-	-	-	-
201 - Eliminating Barriers to Student Transfers	-	-	-	-	-	-	-	-	-
202 - Expanding Opportunities through Outreach	-	-	-	-	-	-	-	-	-

Summary of 2019-21 Biennium Budget

Higher Education Coordinating Commission
 Community College Capital Construction
 2019-21 Biennium

Governor's Budget
 Cross Reference Number: 52500-117-00-00-00000

Description	Positions	Full-Time Equivalent (FTE)	ALL FUNDS	General Fund	Lottery Funds	Other Funds	Federal Funds	Nonlimited Other Funds	Nonlimited Federal Funds
203 - Oregon Youth Employment Program	-	-	-	-	-	-	-	-	-
204 - Data Driven Fiscal Policy Staff	-	-	-	-	-	-	-	-	-
205 - Private Career School Licensure	-	-	-	-	-	-	-	-	-
206 - Adult Attainment	-	-	-	-	-	-	-	-	-
207 - The Career College Collaborative (C3)	-	-	-	-	-	-	-	-	-
208 - Workforce & Talent Devel Board Grants	-	-	-	-	-	-	-	-	-
209 - Accelerated College Credit Reporting	-	-	-	-	-	-	-	-	-
210 - State Match for Federal Workforce Funds	-	-	-	-	-	-	-	-	-
211 - Expanded OYCC Training Programs	-	-	-	-	-	-	-	-	-
212 - STEM Director & Council Continuation	-	-	-	-	-	-	-	-	-
213 - Early Childhood Educator Development	-	-	-	-	-	-	-	-	-
301 - Oregon Opportunity Grant & Support	-	-	-	-	-	-	-	-	-
302 - CCSF - Bridging the Skills Gap	-	-	-	-	-	-	-	-	-
303 - Public University Support Fund	-	-	-	-	-	-	-	-	-
304 - Community College Support Fund	-	-	-	-	-	-	-	-	-
305 - Native American College Access Grant	-	-	-	-	-	-	-	-	-
306 - Campus Safety Investments	-	-	-	-	-	-	-	-	-
307 - Student Child Care Grant	-	-	-	-	-	-	-	-	-
308 - Oregon Promise Improvements	-	-	-	-	-	-	-	-	-
309 - University State Programs	-	-	-	-	-	-	-	-	-
310 - Statewide Public Services	-	-	-	-	-	-	-	-	-
311 - Adjust Personnel Budget	-	-	-	-	-	-	-	-	-
312 - Veterans Education Staffing	-	-	-	-	-	-	-	-	-
400 - EOU-New Residence Hall	-	-	-	-	-	-	-	-	-

Summary of 2019-21 Biennium Budget

Higher Education Coordinating Commission
 Community College Capital Construction
 2019-21 Biennium

Governor's Budget
 Cross Reference Number: 52500-117-00-00-00000

Description	Positions	Full-Time Equivalent (FTE)	ALL FUNDS	General Fund	Lottery Funds	Other Funds	Federal Funds	Nonlimited Other Funds	Nonlimited Federal Funds
401 - PSU-12th & Market Residence Hal	-	-	-	-	-	-	-	-	-
402 - PSU-University Center Bldg Land Purchase	-	-	-	-	-	-	-	-	-
403 - WOU-Valseiz Dining / Aux Services	-	-	-	-	-	-	-	-	-
404 - CC-Apprenticeship & Industrial Trades Center	-	-	3,910,000	-	-	3,910,000	-	-	-
405 - CC-Nursing-Allied Health Professions Center	-	-	-	-	-	-	-	-	-
406 - CC-Remond Campus General-Purpose Classroom	-	-	8,000,000	-	-	8,000,000	-	-	-
407 - OIT-Boivin Hall Rehab/Infrastructure Improve	-	-	-	-	-	-	-	-	-
408 - OSU-Cordley Hall-Phase II	-	-	-	-	-	-	-	-	-
409 - OSU-Educational Performing Art Center	-	-	-	-	-	-	-	-	-
410 - OSU-Student Success Ctr (Cascades)	-	-	-	-	-	-	-	-	-
411 - PSU-Science Bldg 1 Renovation/Expansion	-	-	-	-	-	-	-	-	-
412 - UO-Huestis Hall Deferred Maintenance	-	-	-	-	-	-	-	-	-
413 - WOU-Physical Education Center	-	-	-	-	-	-	-	-	-
414 - WOU-Student Success Center	-	-	-	-	-	-	-	-	-
415 - PU-Capital Improvement & Renewal	-	-	-	-	-	-	-	-	-
416 - EOU-Inlow Hall Grand Staircase	-	-	-	-	-	-	-	-	-
417 - EOU-Inlow Hall Phase II Seismic/Renovation	-	-	-	-	-	-	-	-	-
418 - OSU-Student Success Ctr Land Dev (Cascades)	-	-	-	-	-	-	-	-	-
419 - SOU-Britt Hall Mech Improvements	-	-	-	-	-	-	-	-	-
420 - SOU-Music Hall Mech-ADA Improvements	-	-	-	-	-	-	-	-	-
Subtotal Policy Packages	-	-	67,656,991	-	-	67,656,991	-	-	-
Total 2019-21 Governor's Budget	-	-	67,656,991	-	-	67,656,991	-	-	-

Summary of 2019-21 Biennium Budget

Higher Education Coordinating Commission
 Community College Capital Construction
 2019-21 Biennium

Governor's Budget
 Cross Reference Number: 52500-117-00-00-00000

Description	Positions	Full-Time Equivalent (FTE)	ALL FUNDS	General Fund	Lottery Funds	Other Funds	Federal Funds	Nonlimited Other Funds	Nonlimited Federal Funds
-------------	-----------	----------------------------	-----------	--------------	---------------	-------------	---------------	------------------------	--------------------------

Percentage Change From 2017-19 Leg Approved Budget	-	-	-34.25%	-	-	-34.25%	-	-	-
Percentage Change From 2019-21 Current Service Level	-	-	-	-	-	-	-	-	-

Summary of 2019-21 Biennium Budget

Higher Education Coordinating Commission

Governor's Budget

Suspense

Cross Reference Number: 52500-999-00-00-00000

2019-21 Biennium

Description	Positions	Full-Time Equivalent (FTE)	ALL FUNDS	General Fund	Lottery Funds	Other Funds	Federal Funds	Nonlimited Other Funds	Nonlimited Federal Funds
2017-19 Leg Adopted Budget	-	-	-	-	-	-	-	-	-
2017-19 Emergency Boards	-	-	-	-	-	-	-	-	-
2017-19 Leg Approved Budget	-	-	-	-	-	-	-	-	-
2019-21 Base Budget Adjustments									
Net Cost of Position Actions	-	-	-	-	-	-	-	-	-
Administrative Biennialized E-Board, Phase-Out	-	-	-	-	-	-	-	-	-
Estimated Cost of Merit Increase	-	-	-	-	-	-	-	-	-
Base Debt Service Adjustment	-	-	-	-	-	-	-	-	-
Base Nonlimited Adjustment	-	-	-	-	-	-	-	-	-
Capital Construction	-	-	-	-	-	-	-	-	-
Subtotal 2019-21 Base Budget	-	-	-	-	-	-	-	-	-
020 - Phase In / Out Pgm & One-time Cost									
021 - Phase - In	-	-	-	-	-	-	-	-	-
022 - Phase-out Pgm & One-time Costs	-	-	-	-	-	-	-	-	-
Subtotal	-	-	-	-	-	-	-	-	-
040 - Mandated Caseload									
040 - Mandated Caseload	-	-	-	-	-	-	-	-	-
050 - Fundshifts and Revenue Reductions									
050 - Fundshifts	-	-	-	-	-	-	-	-	-
060 - Technical Adjustments									
060 - Technical Adjustments	-	-	-	-	-	-	-	-	-
Subtotal: 2019-21 Current Service Level	-	-	-	-	-	-	-	-	-

Summary of 2019-21 Biennium Budget

Higher Education Coordinating Commission
 Suspende
 2019-21 Biennium

Governor's Budget
 Cross Reference Number: 52500-999-00-00-00000

Description	Positions	Full-Time Equivalent (FTE)	ALL FUNDS	General Fund	Lottery Funds	Other Funds	Federal Funds	Nonlimited Other Funds	Nonlimited Federal Funds
Subtotal: 2019-21 Current Service Level									
070 - Revenue Reductions/Shortfall									
070 - Revenue Shortfalls	-	-	-	-	-	-	-	-	-
Modified 2019-21 Current Service Level									
080 - E-Boards									
080 - May 2018 E-Board	-	-	-	-	-	-	-	-	-
Subtotal Emergency Board Packages									
Policy Packages									
081 - September 2018 Emergency Board	-	-	-	-	-	-	-	-	-
090 - Analyst Adjustments	-	-	-	-	-	-	-	-	-
091 - Statewide Adjustment DAS Chgs	-	-	-	-	-	-	-	-	-
092 - Statewide AG Adjustment	-	-	-	-	-	-	-	-	-
101 - Procurement Staff	-	-	-	-	-	-	-	-	-
102 - Internal Auditor	-	-	-	-	-	-	-	-	-
103 - Human Resource Staff	-	-	-	-	-	-	-	-	-
104 - Financial Aid Software Replacement	-	-	-	-	-	-	-	-	-
105 - Information Systems Staff	-	-	-	-	-	-	-	-	-
106 - Accounting Staff	-	-	-	-	-	-	-	-	-
107 - HECC IT Modernization Project	-	-	-	-	-	-	-	-	-
108 - Diversity and Inclusion Staff	-	-	-	-	-	-	-	-	-
109 - Capital Request Processing Staff	-	-	-	-	-	-	-	-	-
201 - Eliminating Barriers to Student Transfers	-	-	-	-	-	-	-	-	-
202 - Expanding Opportunities through Outreach	-	-	-	-	-	-	-	-	-

Summary of 2019-21 Biennium Budget

Higher Education Coordinating Commission
 Suspende
 2019-21 Biennium

Governor's Budget
 Cross Reference Number: 52500-999-00-00-000000

Description	Positions	Full-Time Equivalent (FTE)	ALL FUNDS	General Fund	Lottery Funds	Other Funds	Federal Funds	Nonlimited Other Funds	Nonlimited Federal Funds
203 - Oregon Youth Employment Program	-	-	-	-	-	-	-	-	-
204 - Data Driven Fiscal Policy Staff	-	-	-	-	-	-	-	-	-
205 - Private Career School Licensure	-	-	-	-	-	-	-	-	-
206 - Adult Attainment	-	-	-	-	-	-	-	-	-
207 - The Career College Collaborative (C3)	-	-	-	-	-	-	-	-	-
208 - Workforce & Talent Devel Board Grants	-	-	-	-	-	-	-	-	-
209 - Accelerated College Credit Reporting	-	-	-	-	-	-	-	-	-
210 - State Match for Federal Workforce Funds	-	-	-	-	-	-	-	-	-
211 - Expanded OYCC Training Programs	-	-	-	-	-	-	-	-	-
212 - STEM Director & Council Continuation	-	-	-	-	-	-	-	-	-
213 - Early Childhood Educator Development	-	-	-	-	-	-	-	-	-
301 - Oregon Opportunity Grant & Support	-	-	-	-	-	-	-	-	-
302 - CCSF - Bridging the Skills Gap	-	-	-	-	-	-	-	-	-
303 - Public University Support Fund	-	-	-	-	-	-	-	-	-
304 - Community College Support Fund	-	-	-	-	-	-	-	-	-
305 - Native American College Access Grant	-	-	-	-	-	-	-	-	-
306 - Campus Safety Investments	-	-	-	-	-	-	-	-	-
307 - Student Child Care Grant	-	-	-	-	-	-	-	-	-
308 - Oregon Promise Improvements	-	-	-	-	-	-	-	-	-
309 - University State Programs	-	-	-	-	-	-	-	-	-
310 - Statewide Public Services	-	-	-	-	-	-	-	-	-
311 - Adjust Personnel Budget	-	-	-	-	-	-	-	-	-
312 - Veterans Education Staffing	-	-	-	-	-	-	-	-	-
400 - EOU-New Residence Hall	-	-	-	-	-	-	-	-	-

Summary of 2019-21 Biennium Budget

Higher Education Coordinating Commission
 Suspende
 2019-21 Biennium

Governor's Budget
 Cross Reference Number: 52500-999-00-00-000000

Description	Positions	Full-Time Equivalent (FTE)	ALL FUNDS	General Fund	Lottery Funds	Other Funds	Federal Funds	Nonlimited Other Funds	Nonlimited Federal Funds
401 - PSU-12th & Market Residence Hal	-	-	-	-	-	-	-	-	-
402 - PSU-University Center Bldg Land Purchase	-	-	-	-	-	-	-	-	-
403 - WOU-Vaisetz Dining / Aux Services	-	-	-	-	-	-	-	-	-
404 - CC-Apprenticeship & Industrial Trades Center	-	-	-	-	-	-	-	-	-
405 - CC-Nursing-Allied Health Professions Center	-	-	-	-	-	-	-	-	-
406 - CC-Remond Campus General-Purpose Classroom	-	-	-	-	-	-	-	-	-
407 - OIT-Boivin Hall Rehab/Infrastructure Improve	-	-	-	-	-	-	-	-	-
408 - OSU-Cordley Hall-Phase II	-	-	-	-	-	-	-	-	-
409 - OSU-Educational Performing Art Center	-	-	-	-	-	-	-	-	-
410 - OSU-Student Success Ctr (Cascades)	-	-	-	-	-	-	-	-	-
411 - PSU-Science Bldg 1 Renovation/Expansion	-	-	-	-	-	-	-	-	-
412 - UO-Huestis Hall Deferred Maintenance	-	-	-	-	-	-	-	-	-
413 - WOU-Physical Education Center	-	-	-	-	-	-	-	-	-
414 - WOU-Student Success Center	-	-	-	-	-	-	-	-	-
415 - PU-Capital Improvement & Renewal	-	-	-	-	-	-	-	-	-
416 - EOU-Inlow Hall Grand Staircase	-	-	-	-	-	-	-	-	-
417 - EOU-Inlow Hall Phase II Seismic/Renovation	-	-	-	-	-	-	-	-	-
418 - OSU-Student Success Ctr Land Dev (Cascades)	-	-	-	-	-	-	-	-	-
419 - SOU-Britt Hall Mech Improvements	-	-	-	-	-	-	-	-	-
420 - SOU-Music Hall Mech-ADA Improvements	-	-	-	-	-	-	-	-	-
Subtotal Policy Packages	-	-	-	-	-	-	-	-	-
Total 2019-21 Governor's Budget	-	-	-	-	-	-	-	-	-

Summary of 2019-21 Biennium Budget

Higher Education Coordinating Commission
 Suspense
 2019-21 Biennium

Governor's Budget
 Cross Reference Number: 52500-999-00-00-000000

Description	Positions	Full-Time Equivalent (FTE)	ALL FUNDS	General Fund	Lottery Funds	Other Funds	Federal Funds	Nonlimited Other Funds	Nonlimited Federal Funds
-------------	-----------	----------------------------	-----------	--------------	---------------	-------------	---------------	------------------------	--------------------------

Percentage Change From 2017-19 Leg Approved Budget

Percentage Change From 2019-21 Current Service Level

	-	-	-	-	-	-	-	-	-
	-	-	-	-	-	-	-	-	-

10% REDUCTION OPTIONS (ORS 291.216)

ACTIVITY OR PROGRAM <small>(WHICH PROGRAM OR ACTIVITY WILL NOT BE UNDERTAKEN)</small>	DESCRIBE REDUCTION <small>(DESCRIBE THE EFFECTS OF THIS REDUCTION. INCLUDE POSITIONS AND FTE IN 2019-21 AND 2021-23)</small>	AMOUNT AND FUND TYPE <small>(GF, LF, OF, FF. IDENTIFY REVENUE SOURCE FOR OF, FF)</small>	RANK AND JUSTIFICATION <small>(RANK THE ACTIVITIES OR PROGRAMS NOT UNDERTAKEN IN ORDER OF LOWEST COST FOR BENEFIT OBTAINED)</small>
Eliminates Statewide Activity Reserve funds and Rapid Response reserve funds.	Statewide Activity Funds are funds reserved by the Governor for both required and allowable activities to support the workforce system in Oregon. Some of the required activities include maintaining an eligible provider training list, high concentration of youth funds that go out to the local workforce boards, and performance reporting. Rapid Response funds are required funds held back to assist local communities when they experience workforce disruptions such as business shut downs or industry downturns. Puts HECC at risk for not maintaining activities required by Title Ib of WIOA. No impact to FTE.	\$4,052,980 Federal Funds	#1 – Reduces amount of federal funding available to be able to respond to adverse local job conditions and engage in activities that support the workforce system in Oregon.
Reduce Local Workforce Development Board Support.	Reduction includes Title IB and II of the Workforce Innovation and Opportunity Act. The effect would be a reduction of funds that pay for training, retraining, and skill upgrades to Oregonians seeking skills to enter the workforce or who have been dislocated from	\$8,675,657 Federal Funds	#2 – Reduction in Federal Fund Limitation. Reduces ability to secure additional federal grants.

10% REDUCTION OPTIONS (ORS 291.216)

	<p>employment, as well as a reduction in Adult Basic Skills at community colleges and the Department of Corrections. This would negatively affect job readiness and transition to credit postsecondary education. No impact to FTE.</p>		
<p>Eliminate Sports Action Lottery Transfer to public universities.</p>	<p>The Sports Action Lottery was established by state statutes ORS 461.535 and 461.543 to provide funding for intercollegiate athletics at the public universities. The statute sets aside 12% of the funds for non-athletic graduate student scholarships and 88% percent is distributed to the intercollegiate athletic departments of the public universities. No impact to FTE.</p>	<p>\$14,099,809 Lottery Funds</p>	<p>#3 – Not Mandated. Secondary to agency mission.</p>
<p>Reduce operating transfer to OHSU by 7.5%.</p>	<p>Funding supports the Schools of Dentistry, Medicine, and Nursing; the CDRC, Oregon Poison Center, the Office of Rural Health, the AHEC and for Scholars for a Health Oregon Initiative. Funds cover about 28% of the costs to educate students with the rest coming from tuition and other sources. May result in tuition increases or cuts at school. No impact to FTE.</p>	<p>\$5,787,115 General Fund</p>	<p>#4 – Core to mission, but university may be able to make up lost revenue through efficiencies or other actions.</p>

10% REDUCTION OPTIONS (ORS 291.216)

<p>Reduce operating transfer to PU Agricultural Experiment Station (AES) by 10%.</p>	<p>AES is an economic engine for much of rural Oregon, as well as for food systems and export industries in the metro area, with a multimillion influence in the statewide economy. May result in cuts or budgeting impacts at school. No impact to FTE.</p>	<p>\$6,972,375 General Fund</p>	<p>#5 – Not Mandated. Secondary to agency mission.</p>
<p>Reduce operating transfer to PU Extension Service by 10%.</p>	<p>Provides services in all Oregon counties. May result in cuts or budgeting impacts at school. No impact to FTE.</p>	<p>\$5,034,186 General Fund \$4,680,585 Other Funds</p>	<p>#6 – Not Mandated. Secondary to agency mission.</p>
<p>Reduce operating transfer to PU Forest Research Laboratory by 10%.</p>	<p>To date, the state and the forest industry have each shared half the responsibility for funding FRL research and development in recognition that the economy, the environment, communities and Oregonians all gain from healthy forests. May result in cuts or budgeting impacts at school. No impact to FTE.</p>	<p>\$1,078,636 General Fund</p>	<p>#7 – Not Mandated. Secondary to agency mission.</p>
<p>Reduce operating transfer to PU State Programs by 10%.</p>	<p>Provides support for certain institutes, centers, and programs operated by the seven public universities that address economic development, resource base, and public service needs. Many programs have industry-specific focus and receive additional investments from the private sector. May result in cuts or budgeting impacts at schools. No impact to FTE.</p>	<p>\$4,263,900 General Fund</p>	<p>#8 – Not Mandated. Secondary to agency mission.</p>

10% REDUCTION OPTIONS (ORS 291.216)

<p>Reduce operating transfer to community colleges by 7.5%.</p>	<p>Community colleges rely on three funding streams to support education and workforce services to local communities: General fund support through the CCSF, property taxes, and student tuition and fees. May result in tuition increases or cuts at schools. No impact to FTE.</p>	<p>\$44,322,414 General Fund \$3,436 Other Funds</p>	<p>#9 – Core to mission, but colleges can make up lost revenue through efficiencies or other actions.</p>
<p>Reduce operating transfer to public universities by 7.5%.</p>	<p>Primary means by which the state invests in public universities. May result in tuition increases or cuts at schools. No impact to FTE.</p>	<p>\$58,340,926 General Fund</p>	<p>#10 – Core to mission, but universities can make up lost revenue through efficiencies or other actions</p>
<p>Eliminate Oregon Promise grant program.</p>	<p>Oregon Promise is a state grant that helps cover tuition at any Oregon Community College for recent high school and GED graduates. May result in students dropping out or taking on more debt.</p>	<p>\$41,483,035 General Fund</p>	<p>#11 – Provides critical student financial aid, but not need-based.</p>
<p>Reduce Oregon Opportunity Grant program by 3%.</p>	<p>1.0 FTE/1 Position reduction. Oregon Opportunity grant is Oregon's largest state-funded, need-based grant program for college students. Will result in 1,200 fewer students receiving financial aid, may result in students dropping out, or taking on more debt. No impact to FTE.</p>	<p>\$4,545,321 General Fund</p>	<p>#12 – Provides critical need-based student financial aid, but reduces number served only slightly.</p>

10% REDUCTION OPTIONS (ORS 291.216)

<p>Eliminate Veterans Education program.</p>	<p>Provides assistance to the schools in the state offering programs to veterans, implement the procedures and activities necessary to meet the requirements of Chapter 1006 of Title 10 U.S.C. or Chapter 30, 32, 34,35, or 36 of Title 38 U.S.C. May result in students dropping out or enrolling in ineligible programs.</p>	<p>\$445,523 Federal Funds</p>	<p>#13 – Provides critical advising and support to veterans, but secondary to agency mission.</p>
<p>Eliminate Private Postsecondary school monitoring and credentialing.</p>	<p>1.5 FTE/2 Position reduction. This is a self-funded program focused on providing oversight and credentialing to private post-secondary schools. May result in students attending poorly-managed or fraudulent schools.</p>	<p>\$3,252,455 Other Funds</p>	<p>#14 – Secondary to agency mission, but program is largely self-supporting and provides important consumer safeguards.</p>
<p>Eliminate Oregon Youth Conservation Corps program.</p>	<p>7.0 FTE/9 Position reduction. Will eliminate an environmental education opportunity for at-risk and disadvantaged youth to gain important job and life skills.</p>	<p>\$2,549,339 Other Funds \$1,202,011 Federal Funds</p>	<p>#15 – Provides important life- and job-skills to youth, although a relatively small number are served.</p>
<p>Reduce Private Grants and Scholarships program by 20%.</p>	<p>2.0 FTE/2 Position reduction. Reduces privately funded scholarship awards to approximately 660 students per year. 1.25 FTE/2 Position reduction.</p>	<p>\$212 General Fund \$2,397,589 Other Funds</p>	<p>#16 – Largely self-supporting program advances agency equity goals at very low cost to the General Fund.</p>

Higher Education Coordinating Commission

Agency Number: 52500

Agencywide Program Unit Summary
2019-21 Biennium

Version: Y - 01 - Governor's Budget

Summary Cross Reference Number	Cross Reference Description	2015-17 Actuals	2017-19 Leg Adopted Budget	2017-19 Leg Approved Budget	2019-21 Agency Request Budget	2019-21 Governor's Budget	2019-21 Leg. Adopted Audit
001-00-00-00000	Operations						
	General Fund	11,494,675	-	-	-	-	-
002-00-00-00000	Degree Authorization/Private Career Schools						
	General Fund	42	-	-	-	-	-
	Other Funds	1,921,238	-	-	-	-	-
	Federal Funds	339,747	-	-	-	-	-
	All Funds	2,261,027	-	-	-	-	-
011-00-00-00000	CCWD Office Operations						
	General Fund	20,525,710	-	-	-	-	-
	Other Funds	3,780,724	-	-	-	-	-
	Federal Funds	16,280,299	-	-	-	-	-
	All Funds	40,586,733	-	-	-	-	-
012-00-00-00000	State Support to CCs						
	General Fund	560,453,819	-	-	-	-	-
	Other Funds	43,811	-	-	-	-	-
	All Funds	560,497,630	-	-	-	-	-
013-00-00-00000	CCWD Federal/Other Support						
	Federal Funds	66,612,451	-	-	-	-	-

Higher Education Coordinating Commission

Agency Number: 52500

Agencywide Program Unit Summary
2019-21 Biennium

Version: Y - 01 - Governor's Budget

Summary Cross Reference Number	Cross Reference Description	2015-17 Actuals	2017-19 Leg Adopted Budget	2017-19 Leg Approved Budget	2019-21 Agency Request Budget	2019-21 Governor's Budget	2019-21 Leg. Adopted Audit
014-00-00-00000	Youth Conservation Corp						
	Other Funds	1,841,773	-	-	-	-	-
	Federal Funds	494,367	-	-	-	-	-
	All Funds	2,336,140	-	-	-	-	-
015-00-00-00000	CCWD Debt Service						
	General Fund	24,637,912	-	-	-	-	-
	Lottery Funds	10,171,150	-	-	-	-	-
	All Funds	34,809,062	-	-	-	-	-
021-00-00-00000	Public University Support Fund						
	General Fund	665,000,000	-	-	-	-	-
	Other Funds	179,443,323	-	-	-	-	-
	All Funds	844,443,323	-	-	-	-	-
022-00-00-00000	Agricultural Experiment Station						
	General Fund	63,121,066	-	-	-	-	-
023-00-00-00000	Extension Service						
	General Fund	45,601,540	-	-	-	-	-
024-00-00-00000	Forest Research Laboratory						
	General Fund	9,771,107	-	-	-	-	-

Higher Education Coordinating Commission

Agency Number: 52500

Agencywide Program Unit Summary
2019-21 Biennium

Version: Y - 01 - Governor's Budget

Summary Cross Reference Number	Cross Reference Description	2015-17 Actuals	2017-19 Leg Adopted Budget	2017-19 Leg Approved Budget	2019-21 Agency Request Budget	2019-21 Governor's Budget	2019-21 Leg. Adopted Audit
025-00-00-00000	PU State Programs						
	General Fund	41,370,363	-	-	-	-	-
026-00-00-00000	PU Debt Service						
	General Fund	117,292,006	-	-	-	-	-
	Lottery Funds	32,178,608	-	-	-	-	-
	Other Funds	504,064,645	-	-	-	-	-
	Federal Funds	625,641	-	-	-	-	-
	All Funds	654,160,900	-	-	-	-	-
027-00-00-00000	Sports Action Lottery						
	Lottery Funds	8,240,000	-	-	-	-	-
031-00-00-00000	OHSU						
	General Fund	77,332,846	-	-	-	-	-
041-00-00-00000	OSAC Office Operations						
	General Fund	3,407,439	-	-	-	-	-
	Other Funds	1,567,012	-	-	-	-	-
	Federal Funds	404,737	-	-	-	-	-
	All Funds	5,379,188	-	-	-	-	-
042-00-00-00000	OSAC Other Programs						
	General Fund	12,693,252	-	-	-	-	-

Higher Education Coordinating Commission

Agency Number: 52500

Agencywide Program Unit Summary
2019-21 Biennium

Version: Y - 01 - Governor's Budget

Summary Cross Reference Number	Cross Reference Description	2015-17 Actuals	2017-19 Leg Adopted Budget	2017-19 Leg Approved Budget	2019-21 Agency Request Budget	2019-21 Governor's Budget	2019-21 Leg. Adopted Audit
042-00-00-00000	OSAC Other Programs						
	Other Funds	13,755,157	-	-	-	-	-
	All Funds	26,448,409	-	-	-	-	-
043-00-00-00000	Opportunity Grants						
	General Fund	129,723,446	-	-	-	-	-
	Lottery Funds	4,951,069	-	-	-	-	-
	Other Funds	1,176,775	-	-	-	-	-
	All Funds	135,851,290	-	-	-	-	-
044-00-00-00000	ASPIRE						
	General Fund	1,661,712	-	-	-	-	-
	Other Funds	178,492	-	-	-	-	-
	All Funds	1,840,204	-	-	-	-	-
089-00-00-00000	Capital Construction						
	Other Funds	428,299,467	-	-	-	-	-
101-00-00-00000	HECC Operations						
	General Fund	-	22,482,818	23,535,661	77,290,027	24,291,852	-
	Other Funds	-	18,297,046	19,830,248	17,350,906	23,166,758	-
	Federal Funds	-	14,605,631	18,720,919	24,022,039	22,762,789	-
	All Funds	-	55,385,495	62,086,828	118,662,972	70,221,399	-

Higher Education Coordinating Commission

Agency Number: 52500

Agencywide Program Unit Summary
2019-21 Biennium

Version: Y - 01 - Governor's Budget

Summary Cross Reference Number	Cross Reference Description	2015-17 Actuals	2017-19 Leg Adopted Budget	2017-19 Leg Approved Budget	2019-21 Agency Request Budget	2019-21 Governor's Budget	2019-21 Leg. Adopted Audit
102-00-00-00000	Support to Community Colleges						
	General Fund	-	573,940,185	573,940,185	786,954,190	546,816,232	-
	Other Funds	-	45,810	45,810	45,810	45,810	-
	All Funds	-	573,985,995	573,985,995	787,000,000	546,862,042	-
103-00-00-00000	Public University Ops & Student Support						
	General Fund	-	736,898,583	736,898,583	923,000,000	736,898,583	-
104-00-00-00000	Public University State Programs						
	General Fund	-	42,956,110	46,206,110	45,411,063	14,819,491	-
	Other Funds	-	-	30,975,977	-	-	-
	All Funds	-	42,956,110	77,182,087	45,411,063	14,819,491	-
105-00-00-00000	Agriculture Experiment Station						
	General Fund	-	66,468,861	66,468,861	69,723,749	66,088,861	-
106-00-00-00000	Extension Service						
	General Fund	-	47,717,403	47,717,403	57,907,709	47,717,403	-
	Lottery Funds	-	24,000,000	24,000,000	46,805,847	24,000,000	-
	All Funds	-	71,717,403	71,717,403	104,713,556	71,717,403	-
107-00-00-00000	Forest Research Laboratory						
	General Fund	-	10,224,041	10,224,041	10,786,363	10,224,041	-

Higher Education Coordinating Commission

Agency Number: 52500

Agencywide Program Unit Summary
2019-21 Biennium

Version: Y - 01 - Governor's Budget

Summary Cross Reference Number	Cross Reference Description	2015-17 Actuals	2017-19 Leg Adopted Budget	2017-19 Leg Approved Budget	2019-21 Agency Request Budget	2019-21 Governor's Budget	2019-21 Leg. Adopted Audit
108-00-00-00000	OHSU Programs	-	77,277,432	77,277,432	77,161,533	74,051,375	-
	General Fund	-	77,277,432	77,277,432	77,161,533	74,051,375	-
109-00-00-00000	Student Assistance	-	166,165,627	168,665,627	319,215,067	149,570,264	-
	General Fund	-	166,165,627	168,665,627	319,215,067	149,570,264	-
	Lottery Funds	-	20,746,268	20,746,268	21,534,626	30,688,018	-
	Other Funds	-	15,230,376	15,230,376	15,889,955	15,443,227	-
	All Funds	-	202,142,271	204,642,271	356,639,648	195,701,509	-
110-00-00-00000	Workforce and Other Special Payments	-	8,144,577	8,144,577	30,554,071	12,554,071	-
	General Fund	-	8,144,577	8,144,577	30,554,071	12,554,071	-
	Other Funds	-	1,118,928	1,118,928	4,302,151	3,077,871	-
	Federal Funds	-	118,438,984	118,438,984	124,100,832	124,100,832	-
	All Funds	-	127,702,489	127,702,489	158,957,054	139,732,774	-
112-00-00-00000	Sports Lottery	-	8,240,000	8,240,000	14,099,809	-	-
	Lottery Funds	-	8,240,000	8,240,000	14,099,809	-	-
113-00-00-00000	Public University Debt Service	-	153,230,455	150,990,324	216,287,670	203,986,172	-
	General Fund	-	153,230,455	150,990,324	216,287,670	203,986,172	-
	Lottery Funds	-	31,881,610	31,881,610	34,519,205	34,519,205	-
	Other Funds	-	213,740,781	215,980,913	210,198,941	203,917,130	-
	Federal Funds	-	4,587,374	4,587,374	4,597,230	4,597,230	-

Higher Education Coordinating Commission

Agency Number: 52500

Agencywide Program Unit Summary
2019-21 Biennium

Version: Y - 01 - Governor's Budget

Summary Cross Reference Number	Cross Reference Description	2015-17 Actuals	2017-19 Leg Adopted Budget	2017-19 Leg Approved Budget	2019-21 Agency Request Budget	2019-21 Governor's Budget	2019-21 Leg. Adopted Audit
113-00-00-00000	Public University Debt Service	-	403,440,220	403,440,221	465,603,046	447,019,737	-
	All Funds	-	403,440,220	403,440,221	465,603,046	447,019,737	-
114-00-00-00000	Community College Debt Service	-	26,778,761	26,551,171	41,348,142	34,835,776	-
	General Fund	-	26,778,761	26,551,171	41,348,142	34,835,776	-
	Lottery Funds	-	11,699,204	11,699,204	11,520,140	11,520,140	-
	Other Funds	-	550,000	777,591	-	-	-
	All Funds	-	39,027,965	39,027,966	52,868,282	46,355,916	-
115-00-00-00000	OHSU Debt Service	-	598,400	12,359,217	23,864,460	23,864,460	-
	General Fund	-	598,400	12,359,217	23,864,460	23,864,460	-
	Other Funds	-	-	21,094,359	38,170,390	38,170,390	-
	All Funds	-	598,400	33,453,576	62,034,850	62,034,850	-
116-00-00-00000	Public University Capital Construction	-	330,825,000	405,475,000	443,600,000	173,000,000	-
	Other Funds	-	330,825,000	405,475,000	443,600,000	173,000,000	-
117-00-00-00000	Community College Capital Construction	-	102,897,241	102,897,241	16,860,000	67,656,991	-
	Other Funds	-	102,897,241	102,897,241	16,860,000	67,656,991	-
TOTAL AGENCY							
	General Fund	1,784,086,935	1,932,883,253	1,948,979,192	2,679,504,044	1,945,718,581	-
	Lottery Funds	55,540,827	96,567,082	96,567,082	128,479,627	100,727,363	-
	Other Funds	1,136,072,417	682,705,182	813,426,443	746,418,153	524,478,177	-

Higher Education Coordinating Commission

Agency Number: 52500

Agencywide Program Unit Summary
2019-21 Biennium

Version: Y - 01 - Governor's Budget

Summary Cross Reference Number	Cross Reference Description	2015-17 Actuals	2017-19 Leg Adopted Budget	2017-19 Leg Approved Budget	2019-21 Agency Request Budget	2019-21 Governor's Budget	2019-21 Leg, Adopted Audit
--------------------------------	-----------------------------	-----------------	----------------------------	-----------------------------	-------------------------------	---------------------------	----------------------------

TOTAL AGENCY

Federal Funds	84,757,242	137,631,989	141,747,277	152,720,101	151,460,851	-
All Funds	3,060,457,421	2,849,787,506	3,000,719,994	3,707,121,925	2,722,384,972	-

PKG	CLASS	COMP	DESCRIPTION	POS CNT	FTE	MOS	AVERAGE RATE	GF SAL	OF SAL	FF SAL	LF SAL	AF SAL
000	B	Y7500	AE BOARD AND COMMISSION MEMBER		.00	.00	0.00	10,080	7,200	144,000		161,280
000	MEAHZ	7010	HP PRINCIPAL EXECUTIVE/MANAGER F	2	2.00	48.00	9,835.00	433,243	38,837			472,080
050	MEAHZ	7014	HP PRINCIPAL EXECUTIVE/MANAGER H	2	2.00	48.00	13,741.00	329,782	72,554	257,232		659,568
050	MENNZ	0119	AP EXECUTIVE SUPPORT SPECIALIST 2	4	4.00	96.00	4,120.00	315,917	39,362	48,977		404,256
000	MENNZ	0873	AP OPERATIONS & POLICY ANALYST 4	1	1.00	24.00	8,740.00			209,760		209,760
000	MESNZ	7008	AP PRINCIPAL EXECUTIVE/MANAGER E	1	1.00	24.00	6,542.00	157,008				157,008
311	MESNZ	7012	AP PRINCIPAL EXECUTIVE/MANAGER G	1	1.00	24.00	11,696.00	140,352	30,877	109,475		280,704
050	MESNZ	7012	EP PRINCIPAL EXECUTIVE/MANAGER G	3	3.00	72.00	12,283.00	324,271	250,573	309,532		884,376
103	MMC	X0873	AP OPERATIONS & POLICY ANALYST 4		.00	.00	6,542.00					
103	MMC	X1319	AP HUMAN RESOURCE ASSISTANT	1	.50	12.00	3,324.00	19,545	4,388	15,955		39,888
000	MMC	X1320	AP HUMAN RESOURCE ANALYST 1	1	1.00	24.00	4,219.00	101,256				101,256
000	MMC	X1321	AP HUMAN RESOURCE ANALYST 2	1	1.00	24.00	6,542.00	157,008				157,008
103	MMC	X1339	AP TRAINING & DEVELOPMENT SPEC 2	1	.88	21.00	5,127.00	52,757	11,843	43,067		107,667
202	MMN	X0863	AP PROGRAM ANALYST 4		.00	.00	6,233.00					
000	MMN	X0866	AP PUBLIC AFFAIRS SPECIALIST 3	1	1.00	24.00	7,942.00	190,608				190,608
206	MMN	X0872	AP OPERATIONS & POLICY ANALYST 3		.00	.00	5,937.00					
212	MMN	X0873	AP OPERATIONS & POLICY ANALYST 4	5	5.00	120.00	8,037.50	687,695	77,989	210,780		976,464
105	MMN	X1488	IP INFO SYSTEMS SPECIALIST 8		.00	.00	6,890.00					
000	MMN	X2301	AP EDUCATION PROGRAM SPECIALIST 2	1	1.00	24.00	6,862.00		164,688			164,688
102	MMN	X5617	AP INTERNAL AUDITOR 2	1	.88	21.00	5,382.00	56,511	12,432	44,079		113,022
108	MMN	X7008	AP PRINCIPAL EXECUTIVE/MANAGER E		.00	.00	6,542.00					
103	MMS	X7006	AP PRINCIPAL EXECUTIVE/MANAGER D	5	4.88	117.00	7,693.33	427,536	35,711	403,822		867,069
090	MMS	X7008	AP PRINCIPAL EXECUTIVE/MANAGER E	1	.83	20.00	7,208.00	144,160				144,160
050	MMS	X7008	EP PRINCIPAL EXECUTIVE/MANAGER E	3	3.00	72.00	10,112.00	388,301	84,941	254,822		728,064
050	MMS	X7008	IP PRINCIPAL EXECUTIVE/MANAGER E	1	1.00	24.00	10,615.00	127,380	28,024	99,356		254,760

DEPT. OF ADMIN. SVCS. -- PPDB PICS SYSTEM
 2019-21
 PICS SYSTEM: BUDGET PREPARATION

PKG	CLASS	COMP	DESCRIPTION	POS CNT	FTE	MOS	AVERAGE RATE	GF SAL	OF SAL	FF SAL	LF SAL	AF SAL
311	MMS	X7010	AP PRINCIPAL EXECUTIVE/MANAGER F	1	1.00	24.00	9,660.66	104,879	23,075	81,806		209,760
060	OAS	C0103	AP OFFICE SPECIALIST 1	2	1.50	36.00	3,197.00	39,168	75,120			114,288
211	OAS	C0104	AP OFFICE SPECIALIST 2	1	1.00	24.00	2,937.00	17,964	39,521	14,371		71,856
202	OAS	C0107	AP ADMINISTRATIVE SPECIALIST 1	5	4.00	96.00	3,259.28	123,068	17,735	174,701		315,504
203	OAS	C0108	AP ADMINISTRATIVE SPECIALIST 2	5	5.00	120.00	4,405.90	113,448	211,752	226,896		552,096
050	OAS	C0211	AP ACCOUNTING TECHNICIAN 2	1	1.00	24.00	2,994.00	35,209	7,905	28,742		71,856
050	OAS	C0212	AP ACCOUNTING TECHNICIAN 3	2	2.00	48.00	4,195.50	98,678	22,152	80,554		201,384
101	OAS	C0437	AP PROCUREMENT & CONTRACT SPEC 2	3	2.33	56.00	5,004.20	135,710	24,098	115,992		275,800
101	OAS	C0438	AP PROCUREMENT & CONTRACT SPEC 3	1	.83	20.00	5,189.00	50,852	11,416	41,512		103,780
211	OAS	C0860	AP PROGRAM ANALYST 1	7	5.50	132.00	4,443.20	545,676	130,608			676,284
213	OAS	C0861	AP PROGRAM ANALYST 2	5	5.00	120.00	5,123.70	22,690	549,000	90,758		662,448
210	OAS	C0862	AP PROGRAM ANALYST 3	11	10.88	261.00	6,601.96	506,813	35,958	1,127,062		1,669,833
000	OAS	C0863	AP PROGRAM ANALYST 4	1	1.00	24.00	7,977.00		191,448			191,448
000	OAS	C0871	AP OPERATIONS & POLICY ANALYST 2	1	1.00	24.00	4,727.00		113,448			113,448
305	OAS	C0872	AP OPERATIONS & POLICY ANALYST 3	3	3.00	72.00	6,890.22	334,488	107,016	72,960		514,464
060	OAS	C0873	AP OPERATIONS & POLICY ANALYST 4	5	4.00	96.00	6,245.33	629,832				629,832
000	OAS	C1116	AP RESEARCH ANALYST 2	1	1.00	24.00	3,918.00		94,032			94,032
201	OAS	C1117	AP RESEARCH ANALYST 3	3	2.75	66.00	4,647.00	326,652				326,652
000	OAS	C1118	AP RESEARCH ANALYST 4	2	2.00	48.00	7,423.00	310,704		45,600		356,304
106	OAS	C1215	AP ACCOUNTANT 1		.00	.00	3,565.00					
000	OAS	C1216	AP ACCOUNTANT 2	3	2.50	60.00	4,485.33	159,183	25,180	91,565		275,928
050	OAS	C1217	AP ACCOUNTANT 3	3	3.00	72.00	6,391.00	147,975	33,220	278,957		460,152
050	OAS	C1243	AP FISCAL ANALYST 1	1	1.00	24.00	4,295.00	50,509	11,339	41,232		103,080
050	OAS	C1244	AP FISCAL ANALYST 2	1	1.00	24.00	6,280.00	73,853	16,579	60,288		150,720
109	OAS	C1245	AP FISCAL ANALYST 3	1	1.00	24.00	5,442.00	63,997	14,368	52,243		130,608

DEPT. OF ADMIN. SVCS. -- PPDB PICS SYSTEM
 2019-21
 PICS SYSTEM: BUDGET PREPARATION

01/15/19 REPORT NO.: PPDPLAGYCL
 REPORT: SUMMARY LIST BY PKG BY AGENCY
 AGENCY:52500 HIGHER EDUCATION COORD COMM

PKG	CLASS	COMP	DESCRIPTION	POS CNT	FTE	MOS	AVERAGE RATE	GF SAL	OF SAL	FF SAL	LF SAL	AF SAL
000	OAS	C1338	AP TRAINING & DEVELOPMENT SPEC 1	1	1.00	24.00	4,950.00	118,800				118,800
000	OAS	C1483	IP INFO SYSTEMS SPECIALIST 3	1	1.00	24.00	4,744.00	113,856				113,856
050	OAS	C1485	IP INFO SYSTEMS SPECIALIST 5	1	1.00	24.00	6,902.00	81,168	18,221	66,259		165,648
105	OAS	C1486	IP INFO SYSTEMS SPECIALIST 6	1	1.00	24.00	6,182.60	79,227	17,786	64,675		161,688
105	OAS	C1487	IP INFO SYSTEMS SPECIALIST 7	10	8.63	207.00	7,573.88	690,620	110,866	786,807		1,588,293
000	OAS	C2300	AP EDUCATION PROGRAM SPECIALIST 1	4	3.50	84.00	6,764.83	544,032				544,032
050	OAS	C2301	AP EDUCATION PROGRAM SPECIALIST 2	7	6.70	160.80	8,069.53	268,608	527,832	484,644		1,281,084
312	OAS	C5246	AP COMPLIANCE SPECIALIST 1		.00	.00	3,565.00					
000	UA	C0103	AP OFFICE SPECIALIST 1	1	.24	5.75	2,761.00		15,876			15,876
000	UA	C0104	AP OFFICE SPECIALIST 2	1	.50	12.00	3,678.33		42,756			42,756
204	UA	C0108	AP ADMINISTRATIVE SPECIALIST 2		.00	.00	3,403.00					
000	UA	C0119	AP EXECUTIVE SUPPORT SPECIALIST 2	1	1.00	24.00	4,291.00	102,984				102,984
000	UA	C1245	AP FISCAL ANALYST 3	2	2.00	48.00	6,011.00	288,528				288,528
000	UA	C2301	AP EDUCATION PROGRAM SPECIALIST 2	2	2.00	48.00	7,783.00	373,584				373,584
				137	126.83	3043.55	5,003.45	9,915,125	4,048,766	6,178,481		20,142,372

PKG CLASS COMP	DESCRIPTION	POS CNT	FTE	MOS	AVERAGE RATE	GF SAL	OF SAL	FF SAL	LF SAL	AF SAL
137		126.83	3043.55	5,003.45	9,915,125	4,048,766	6,178,481	20,142,372		

2019-2021 BUDGET NARRATIVE

This page has been left blank intentionally

REVENUES: REVENUE FORECAST NARRATIVE

Revenue Forecast Narrative

REVENUE FORECAST NARRATIVE	OTHER FUNDS	FEDERAL FUNDS	LOTTERY FUNDS
<p><u>Community Colleges and Workforce Development (CCWD)</u> <u>High School Equivalency Program:</u> The purpose of this program is to provide the GED® Test to adults without a high school credential. ORS 326.550 allows the State Board of Education to establish a nonrefundable application fee to cover the costs of administering this program. The 2014 GED Test fees are: \$38.00 per test, a total of \$152.00 for all four tests, of those fees \$8 per test is paid to CCWD for administration of the program. GED® test candidates receive their initial certificate of equivalency and transcript free; duplicate certificates and transcripts may be ordered through Parchment at www.GED.com for a fee of \$15.00 per document. Revenue projections are based on the number of tests and document requests anticipated based on history and other inputs, such as economic conditions.</p>	\$495,480		
<p><u>Carl Perkins Career and Technical Education Act Funds:</u> The purpose of the Carl Perkins funding is to more fully develop the academic, career, and technical skills of high school and community college students who enroll in career and technical education programs. 85 percent of Oregon’s allocation is distributed to high schools and community colleges (50 percent to high schools and 50 percent to community colleges). Oregon community colleges use these federal resources to build on efforts to assist students in meeting challenging academic and technical standards, including preparation for high skill, high wage, or high demand occupations in current or emerging professions. Community colleges also use these federal Perkins funds to support partnerships among high schools, universities, and business and industry. The Oregon Department of Education receives the funds from the U.S. DOE and then passes a portion to CCWD.</p>	\$2,054,854		

REVENUES: REVENUE FORECAST NARRATIVE

REVENUE FORECAST NARRATIVE	OTHER FUNDS	FEDERAL FUNDS	LOTTERY FUNDS
<p><u>Workforce Innovation and Opportunity Act (WIOA) Title II Adult Education and Literacy Funds:</u> Title II of the Workforce Investment Act includes funds to support developmental education for adults. This program is funded by the U.S. Department of Education. Appropriations for WIOA title II are projected to remain at level funding during the next biennium based on the President's budget. The revenue includes unexpended funds from prior grants. Anticipated revenues are expected to be sufficient to support essential budget level expenditures.</p>		\$9,784,870	
<p><u>Timber Tax:</u> Timber Tax: The Small Tract Forestland (STF) severance tax, or "Timber Tax," is a tax on timber harvested from lands classified under the STF program (ORS 321.700-754). These taxes are deposited into the Eastern and Western Oregon Timber Severance Tax Funds. 4.5 percent of the balance of each fund is distributed to the Community College Support Fund (CCSF). The revenue distributed to the CCSF increased by 28.1 percent from 2016 to 2017, and by 6.8 percent from 2017 to 2018.</p>	\$45,660		
<p><u>Office of Workforce Investment (OWI)</u></p>			
<p><u>Oregon Youth Conservation Corps:</u> The purpose of this program is to establish and maintain an education and environmental program for disadvantaged and at-risk youth. A significant share of the funding for this program comes from Amusement Device Taxes (ADT), Oregon State Marine Board grants and partner agencies. Based on anticipated revenues, grantees are able to hire 55% of youth applicants that apply for OYCC grant funds.</p>	\$2,281,811		
<p><u>Workforce Innovation and Opportunity Act (WIOA) One-Stop Services:</u> Title I of the Workforce Innovation and Opportunity Act funds employment and training programs for adults, dislocated workers, and youths, and other workforce programs. This funding comes from the U.S. Dept. of Labor (DOL). The allocation to Oregon has been trending downward for the past decade and current funding levels are approximately 50% lower than they were in 2008.</p>		\$89,685,283	

REVENUES: REVENUE FORECAST NARRATIVE

REVENUE FORECAST NARRATIVE	OTHER FUNDS	FEDERAL FUNDS	LOTTERY FUNDS
<p><u>Bureau of Land Management</u> OYCC is specifically chartered by the BLM to serve as a clearinghouse for all forms of youth conservation corps operating in Oregon, including school, tribal, youth offender, and nonprofit organization crews. The BLM provides the funding and OYCC manages the grants at the local level.</p>		\$500,000	
<p><u>Dislocated Worker Grants (DWGs):</u> DWGs are discretionary grants awarded by the Secretary of Labor, under Section 170 of WIOA. DWGs provide resources to states and other eligible applicants to respond to large, unexpected layoff events causing significant job losses. This funding is intended to temporarily expand capacity to serve dislocated workers, including military service members, and meet the increased demand for WIOA employment and training services, with a purpose to reemploy laid off workers and enhance their employability and earnings. Disaster DWGs provide funding to create temporary employment opportunities to assist with clean-up and recovery efforts, when an area impacted by disaster is declared eligible for public assistance from the Federal Emergency Management Agency (FEMA) or otherwise recognized by a Federal agency with authority or jurisdiction over Federal response to the emergency or disaster.</p>		\$18,968,831	
<p><u>Office of Student Access and Completion: Veterans Education</u> <u>State Approving Agency (SAA)-US Veterans Administration Contract (Veterans Education):</u> The SAA enters into an annual performance contract with the Department of Veterans Affairs (VA) to provide assistance to the schools and training establishments in the state offering programs to veterans and eligible persons, and to implement the procedures and activities necessary to meet the requirements of Chapter 1606 of Title 10 U.S.C. and Chapter 30, 32, 33, and 35 of Title 38 U.S.C. The Higher Education Coordinating Commission is designated as the State Approving Agency (SAA) for Oregon under Title 38 Codes of Federal Regulation 21.4150.</p>		\$405,800	

DETAIL OF LOTTERY FUNDS, OTHER FUNDS, AND FEDERAL FUNDS REVENUE

Higher Education Coordinating Commission
2019-21 Biennium

Agency Number: 52500
Cross Reference Number: 52500-000-00-00-000000

Source	2015-17 Actuals	2017-19 Leg Adopted Budget	2017-19 Leg Approved Budget	2019-21 Agency Request Budget	2019-21 Governor's Budget	2019-21 Leg. Adopted Audit
Lottery Funds						
Tsfr From Administrative Svcs	-	97,539,654	101,844,486	156,284,298	100,727,363	-
Total Lottery Funds	-	\$97,539,654	\$101,844,486	\$156,284,298	\$100,727,363	-
Other Funds						
Non-business Lic. and Fees	-	792,695	792,695	693,750	693,750	-
Charges for Services	-	2,313,367	2,313,367	2,313,367	2,313,367	-
Admin and Service Charges	-	1,356,021	1,356,021	1,356,021	1,356,021	-
General Fund Obligation Bonds	-	367,515,000	429,315,000	466,730,000	142,980,000	-
Dedicated Fund Oblig Bonds	-	71,538,775	75,388,775	-	93,000,000	-
Lottery Bonds	-	-	9,000,000	-	8,127,921	-
Interest Income	-	80,082	80,082	82,965	82,965	-
Donations	-	12,357,654	12,357,654	12,598,133	12,598,133	-
Grants (Non-Fed)	-	664,784	664,784	2,738,431	2,738,431	-
Other Revenues	-	4,804,143	29,899,426	4,726,695	3,102,650	-
Transfer In - Intrafund	-	7,325,275	7,325,275	-	-	-
Tsfr From Human Svcs, Dept of	-	1,928,000	1,928,000	1,928,000	1,481,272	-
Tsfr From Administrative Svcs	-	-	-	30,914,500	30,914,500	-
Tsfr From Revenue, Dept of	-	2,045,660	2,045,660	2,093,270	2,093,270	-
Tsfr From Marine Bd, Or State	-	106,811	106,811	-	-	-
Tsfr From Education, Dept of	-	2,054,854	2,054,854	2,054,854	11,054,854	-
Transfer Out - Intrafund	-	(7,325,275)	(7,325,275)	-	-	-
Transfer to General Fund	-	(48,549)	(48,549)	(123,947)	(123,947)	-
Total Other Funds	-	\$467,509,297	\$567,254,580	\$628,106,039	\$312,413,187	-
Federal Funds						
Federal Funds	-	114,345,784	118,461,072	128,703,224	127,443,974	-

Agency Request _____ Governor's Budget _____ Legislatively Adopted _____
2019-21 Biennium Page _____ Detail of LF, OF, and FF Revenues - BPR012

DETAIL OF LOTTERY FUNDS, OTHER FUNDS, AND FEDERAL FUNDS REVENUE

Higher Education Coordinating Commission
2019-21 Biennium

Agency Number: 52500
Cross Reference Number: 52500-000-00-00-00000

Source	2015-17 Actuals	2017-19 Leg Adopted Budget	2017-19 Leg Approved Budget	2019-21 Agency Request Budget	2019-21 Governor's Budget	2019-21 Leg. Adopted Audit
Federal Funds						
Tsifr To Governor, Office of the	-	(270,000)	(270,000)	(270,000)	(270,000)	(270,000)
Total Federal Funds	-	\$114,075,784	\$118,191,072	\$128,433,224	\$127,173,974	-
Nonlimited Other Funds						
Other Revenues	-	216,938,748	216,938,748	217,703,831	211,422,020	-
Total Nonlimited Other Funds	-	\$216,938,748	\$216,938,748	\$217,703,831	\$211,422,020	-
Nonlimited Federal Funds						
Federal Funds	-	23,556,205	23,556,205	24,286,877	24,286,877	-
Total Nonlimited Federal Funds	-	\$23,556,205	\$23,556,205	\$24,286,877	\$24,286,877	-

DETAIL OF LOTTERY FUNDS, OTHER FUNDS, AND FEDERAL FUNDS REVENUE

Higher Education Coordinating Commission
2019-21 Biennium

Agency Number: 52500
Cross Reference Number: 52500-101-00-00-000000

Source	2015-17 Actuals	2017-19 Leg Adopted Budget	2017-19 Leg Approved Budget	2019-21 Agency Request Budget	2019-21 Governor's Budget	2019-21 Leg. Adopted Audit
Other Funds						
Non-business Lic. and Fees	-	792,695	792,695	693,750	693,750	-
Charges for Services	-	2,313,367	2,313,367	2,313,367	2,313,367	-
Admin and Service Charges	-	1,356,021	1,356,021	1,356,021	1,356,021	-
General Fund Obligation Bonds	-	-	-	6,270,000	3,323,009	-
Lottery Bonds	-	-	-	-	127,921	-
Interest Income	-	11,000	11,000	-	-	-
Donations	-	360,000	360,000	360,000	360,000	-
Other Revenues	-	1,779,444	3,312,645	3,198,781	2,799,016	-
Transfer In - Intrafund	-	7,097,403	7,097,403	-	-	-
Tsfr From Revenue, Dept of	-	2,000,000	2,000,000	2,057,810	2,057,810	-
Tsfr From Marine Bd, Or State	-	106,811	106,811	-	-	-
Tsfr From Education, Dept of	-	1,634,590	1,634,590	1,634,590	10,634,590	-
Transfer Out - Intrafund	-	(153,712)	(153,712)	-	-	-
Total Other Funds	-	\$17,297,619	\$18,830,820	\$17,884,319	\$23,665,484	-
Federal Funds						
Federal Funds	-	14,875,631	18,990,919	24,292,039	23,032,789	-
Tsfr To Governor, Office of the	-	(270,000)	(270,000)	(270,000)	(270,000)	-
Total Federal Funds	-	\$14,605,631	\$18,720,919	\$24,022,039	\$22,762,789	-
Nonlimited Other Funds						
Other Revenues	-	106,000	106,000	206,000	206,000	-
Total Nonlimited Other Funds	-	\$106,000	\$106,000	\$206,000	\$206,000	-

DETAIL OF LOTTERY FUNDS, OTHER FUNDS, AND FEDERAL FUNDS REVENUE

Higher Education Coordinating Commission
2019-21 Biennium

Agency Number: 52500
Cross Reference Number: 52500-102-00-00-00000

Source	2015-17 Actuals	2017-19 Leg Adopted Budget	2017-19 Leg Approved Budget	2019-21 Agency Request Budget	2019-21 Governor's Budget	2019-21 Leg. Adopted Audit
Other Funds						
Other Revenues	-	150	150	10,350	10,350	-
Tsfr From Revenue, Dept of	-	45,660	45,660	35,460	35,460	-
Total Other Funds	-	\$45,810	\$45,810	\$45,810	\$45,810	-

DETAIL OF LOTTERY FUNDS, OTHER FUNDS, AND FEDERAL FUNDS REVENUE

Higher Education Coordinating Commission
2019-21 Biennium

Agency Number: 52500
Cross Reference Number: 52500-106-00-00-00000

Source	2015-17 Actuals	2017-19 Leg Adopted Budget	2017-19 Leg Approved Budget	2019-21 Agency Request Budget	2019-21 Governor's Budget	2019-21 Leg. Adopted Audit
Lottery Funds						
Tsfr From Administrative Svcs	-	24,000,000	24,000,000	46,805,847	24,000,000	-
Total Lottery Funds	-	\$24,000,000	\$24,000,000	\$46,805,847	\$24,000,000	-

DETAIL OF LOTTERY FUNDS, OTHER FUNDS, AND FEDERAL FUNDS REVENUE

Higher Education Coordinating Commission
2019-21 Biennium

Agency Number: 52500
Cross Reference Number: 52500-109-00-00-00000

Source	2015-17 Actuals	2017-19 Leg Adopted Budget	2017-19 Leg Approved Budget	2019-21 Agency Request Budget	2019-21 Governor's Budget	2019-21 Leg. Adopted Audit
Lottery Funds						
Tsfr From Administrative Svcs	-	21,808,752	26,113,584	49,339,297	30,688,018	-
Total Lottery Funds	-	\$21,808,752	\$26,113,584	\$49,339,297	\$30,688,018	-
Other Funds						
Interest Income	-	69,082	69,082	82,965	82,965	-
Donations	-	11,997,654	11,997,654	12,238,133	12,238,133	-
Grants (Non-Fed)	-	-	-	80,824	80,824	-
Other Revenues	-	74,549	74,549	293,284	293,284	-
Transfer In - Intrafund	-	227,872	227,872	-	-	-
Tsfr From Human Svcs, Dept of	-	1,928,000	1,928,000	1,928,000	1,481,272	-
Transfer Out - Intrafund	-	(340,029)	(340,029)	-	-	-
Transfer to General Fund	-	(48,549)	(48,549)	(123,947)	(123,947)	-
Total Other Funds	-	\$13,908,579	\$13,908,579	\$14,499,259	\$14,052,531	-

DETAIL OF LOTTERY FUNDS, OTHER FUNDS, AND FEDERAL FUNDS REVENUE

Higher Education Coordinating Commission
2019-21 Biennium

Agency Number: 52500
Cross Reference Number: 52500-110-00-00-00000

Source	2015-17 Actuals	2017-19 Leg Adopted Budget	2017-19 Leg Approved Budget	2019-21 Agency Request Budget	2019-21 Governor's Budget	2019-21 Leg. Adopted Audit
Other Funds						
Grants (Non-Fed)	-	664,784	664,784	2,657,607	2,657,607	-
Other Revenues	-	-	-	1,224,280	-	-
Tsfr From Education, Dept of	-	420,264	420,264	420,264	420,264	-
Total Other Funds	-	\$1,085,048	\$1,085,048	\$4,302,151	\$3,077,871	-
Federal Funds						
Federal Funds	-	99,470,153	99,470,153	104,411,185	104,411,185	-
Total Federal Funds	-	\$99,470,153	\$99,470,153	\$104,411,185	\$104,411,185	-
Nonlimited Federal Funds						
Federal Funds	-	18,968,831	18,968,831	19,689,647	19,689,647	-
Total Nonlimited Federal Funds	-	\$18,968,831	\$18,968,831	\$19,689,647	\$19,689,647	-

DETAIL OF LOTTERY FUNDS, OTHER FUNDS, AND FEDERAL FUNDS REVENUE

Higher Education Coordinating Commission
2019-21 Biennium

Agency Number: 52500
Cross Reference Number: 52500-112-00-00-00000

Source	2015-17 Actuals	2017-19 Leg Adopted Budget	2017-19 Leg Approved Budget	2019-21 Agency Request Budget	2019-21 Governor's Budget	2019-21 Leg. Adopted Audit
Lottery Funds						
Tsff From Administrative Svcs	-	8,240,000	8,240,000	14,099,809	-	
Total Lottery Funds	-	\$8,240,000	\$8,240,000	\$14,099,809	-	

DETAIL OF LOTTERY FUNDS, OTHER FUNDS, AND FEDERAL FUNDS REVENUE

Higher Education Coordinating Commission
2019-21 Biennium

Agency Number: 52500
Cross Reference Number: 52500-113-00-00-00000

Source	2015-17 Actuals	2017-19 Leg Adopted Budget	2017-19 Leg Approved Budget	2019-21 Agency Request Budget	2019-21 Governor's Budget	2019-21 Leg. Adopted Audit
Lottery Funds						
Tsfr From Administrative Svcs	-	31,806,328	31,806,328	34,519,205	34,519,205	-
Total Lottery Funds	-	\$31,806,328	\$31,806,328	\$34,519,205	\$34,519,205	-
Other Funds						
Other Revenues	-	900,000	3,140,132	-	-	-
Total Other Funds	-	\$900,000	\$3,140,132	-	-	-
Nonlimited Other Funds						
Other Revenues	-	216,832,748	216,832,748	210,198,941	203,917,130	-
Total Nonlimited Other Funds	-	\$216,832,748	\$216,832,748	\$210,198,941	\$203,917,130	-
Nonlimited Federal Funds						
Federal Funds	-	4,587,374	4,587,374	4,597,230	4,597,230	-
Total Nonlimited Federal Funds	-	\$4,587,374	\$4,587,374	\$4,597,230	\$4,597,230	-

DETAIL OF LOTTERY FUNDS, OTHER FUNDS, AND FEDERAL FUNDS REVENUE

Higher Education Coordinating Commission
2019-21 Biennium

Agency Number: 52500
Cross Reference Number: 52500-114-00-00-00000

Source	2015-17 Actuals	2017-19 Leg Adopted Budget	2017-19 Leg Approved Budget	2019-21 Agency Request Budget	2019-21 Governor's Budget	2019-21 Leg. Adopted Audit
Lottery Funds						
Tsfr From Administrative Svcs	-	11,684,574	11,684,574	11,520,140	11,520,140	-
Total Lottery Funds	-	\$11,684,574	\$11,684,574	\$11,520,140	\$11,520,140	-
Other Funds						
Other Revenues	-	550,000	777,591	-	-	-
Total Other Funds	-	\$550,000	\$777,591	-	-	-

DETAIL OF LOTTERY FUNDS, OTHER FUNDS, AND FEDERAL FUNDS REVENUE

Higher Education Coordinating Commission
2019-21 Biennium

Agency Number: 52500
Cross Reference Number: 52500-115-00-00-00000

Source	2015-17 Actuals	2017-19 Leg Adopted Budget	2017-19 Leg Approved Budget	2019-21 Agency Request Budget	2019-21 Governor's Budget	2019-21 Leg. Adopted Audit
Other Funds						
Other Revenues	-	-	21,094,359	-	-	-
Tsfr From Administrative Svcs	-	-	-	30,914,500	30,914,500	-
Total Other Funds	-	-	\$21,094,359	\$30,914,500	\$30,914,500	-
Nonlimited Other Funds						
Other Revenues	-	-	-	7,298,890	7,298,890	-
Total Nonlimited Other Funds	-	-	-	\$7,298,890	\$7,298,890	-

DETAIL OF LOTTERY FUNDS, OTHER FUNDS, AND FEDERAL FUNDS REVENUE

Higher Education Coordinating Commission
2019-21 Biennium

Agency Number: 52500
Cross Reference Number: 52500-116-00-00-00000

Source	2015-17 Actuals	2017-19 Leg Adopted Budget	2017-19 Leg Approved Budget	2019-21 Agency Request Budget	2019-21 Governor's Budget	2019-21 Leg. Adopted Audit
Other Funds						
General Fund Obligation Bonds	-	264,330,000	326,130,000	443,600,000	80,000,000	-
Dedicated Fund Oblig Bonds	-	71,538,775	75,388,775	-	93,000,000	-
Lottery Bonds	-	-	9,000,000	-	-	-
Transfer Out - Intrafund	-	(5,043,775)	(5,043,775)	-	-	-
Total Other Funds	-	\$330,825,000	\$405,475,000	\$443,600,000	\$173,000,000	-

DETAIL OF LOTTERY FUNDS, OTHER FUNDS, AND FEDERAL FUNDS REVENUE

Higher Education Coordinating Commission
 2019-21 Biennium

Agency Number: 52500
 Cross Reference Number: 52500-117-00-00-00000

Source	2015-17 Actuals	2017-19 Leg Adopted Budget	2017-19 Leg Approved Budget	2019-21 Agency Request Budget	2019-21 Governor's Budget	2019-21 Leg. Adopted Audit
Other Funds						
General Fund Obligation Bonds	-	103,185,000	103,185,000	16,860,000	59,656,991	-
Lottery Bonds	-	-	-	-	8,000,000	-
Other Revenues	-	1,500,000	1,500,000	-	-	-
Transfer Out - Intrafund	-	(1,787,759)	(1,787,759)	-	-	-
Total Other Funds	-	\$102,897,241	\$102,897,241	\$16,860,000	\$67,656,991	-

HECC AGENCY OPERATIONS

Description

The Higher Education Coordinating Commission is supported by an executive director, who oversees the work of eight offices described below, all of which support the statutory responsibilities of the Commission.

The Office of the Executive Director carries out the central executive role of the agency, as well as communications, legislative affairs, human resources, policy initiatives, and other roles for the integrated agency. *(Note: This office was previously named the Office of the Executive Director, Policy, and Communications, and the agency has not completed making this change in public materials.)*

The Office of Student Access & Completion (OSAC), formerly the Oregon Student Access Commission, administers a variety of state, federal, and privately funded student financial aid programs for the benefit of Oregonians attending institutions of postsecondary education, including the Oregon Opportunity Grant, the Oregon Promise, and more than 600 private scholarships. OSAC also administers other student outreach programs, such as Oregon ASPIRE, and works in partnership with foundations, private individuals, financial institutions, and employers. Oregon ASPIRE matches trained and supportive adult volunteer mentors in more than 150 middle schools, high schools, and community-based organizations to help students develop a plan to meet their education goals beyond high school. OSAC also includes Veterans Education which provides oversight of programs for veterans.

The Office of Community Colleges and Workforce Development (CCWD), formerly the Department of Community Colleges and Workforce Development, provides coordination and resources related to Oregon's 17 community colleges and adult basic skills providers. CCWD also provides statewide administration related to Career and Technical Education (CTE) (including the Carl D. Perkins Vocational and Technical Education Act), Accelerated Learning, Career Pathways, Community College Program Approval, GED ® testing and high school equivalency English Language Learners, and the Workforce Innovation and Opportunity Act (WIOA) for Adult Education (Title II).

The Office of Postsecondary Finance and Capital provides fiscal coordination related to Oregon's public postsecondary institutions, including financial planning, biennial budget recommendations for the Public University Support Fund, Public University State Programs, Public University Statewide Public Services, capital investments, fiscal reporting and analysis, capital bond funding administration, and the allocation of state funding to public postsecondary institutions. *(Note: This office was previously named the Office of University Coordination. The updated name reflects an expansion of responsibilities to include the 2-year sector that will be fully implemented during the 2019-21 biennium. The agency has not completed making this change in public materials.)*

HECC AGENCY OPERATIONS

The Office of Academic Policy and Authorization This office oversees two primary areas of work: 1) the quality, integrity, and diversity of private postsecondary programs in Oregon for the benefit of students and consumers, and 2) public university academic policy. The private postsecondary units include the Office of Degree Authorization (ODA), which authorizes private degree-granting institutions and distance education providers and the Private Career Schools (PCS) licensing unit, which licenses and supports private career and trade schools. ODA and PCS are responsible for student and consumer protection from diploma mills and unlicensed career schools. The public university academic policy unit provides academic coordination related to Oregon's seven public universities, including coordination of the academic program approval process, statewide initiatives and legislative directives to enhance postsecondary pathways and student success. (*Note: This office was previously named the Office of Private Postsecondary Education and the agency has not completed making this change in public materials.*)

The Office of Workforce Investments (OWI) is responsible for convening partnerships in the workforce system, supporting the Oregon Workforce Investment Board (OWIB) as well as Local Workforce Development Boards (LWDBs) and implementing the Governor's vision and the OWIB strategic plan. The OWI is a collaboration with the Oregon Employment Department (OED) and includes the Workforce Innovation and Opportunity Act (WIOA) Youth, Adult, Dislocated Worker and Federal Discretionary grants. OWI administers the Oregon Youth Conservation Corps and staffs its Advisory Committee. OWI also administers Oregon Volunteers, supporting statewide service and volunteer efforts, and providing funds for the state-based AmeriCorps program.

The Office of Research and Data collects data on students, courses, demographics, enrollments, academic performance, and academic awards in order to comply with state and federal reporting requirements, provides effective recommendations to state and agency policy, meets reporting responsibilities, and conducts research to better understand and manage the postsecondary enterprise. The office is responsible for providing postsecondary education research and analytic services to support the Commission's efforts to achieve 40-40-20 and equity in Oregon higher education and to track progress in achieving all of the Commission's strategic goals.

The Office of Operations provides business services to ensure accountability, data driven decisions, and responsible stewardship of resources. It coordinates the establishment of policies and strategies to achieve the agency's mission and strategic goals and ensures compliance with state and federal requirements. The Budget unit provides program and administrative budget planning, financial analysis and technical budget support. The Financial Services unit provides accounting services, administers employee benefits and payroll, prepares financial reports, and collects funds owed to HECC. Contracts and Procurement oversees purchasing, conducts solicitations, and prepares and processes contracts. Information Technology provides planning and analysis, networking, data management, security, and customer support services for 23 separate information systems.

DETAIL OF LOTTERY FUNDS, OTHER FUNDS, AND FEDERAL FUNDS REVENUE

Higher Education Coordinating Commission
2019-21 Biennium

Agency Number: 52500
Cross Reference Number: 52500-101-00-00-00000

Source	2015-17 Actuals	2017-19 Leg Adopted Budget	2017-19 Leg Approved Budget	2019-21 Agency Request Budget	2019-21 Governor's Budget	2019-21 Leg. Adopted Audit
Other Funds						
Non-business Lic. and Fees	-	792,695	792,695	693,750	693,750	-
Charges for Services	-	2,313,367	2,313,367	2,313,367	2,313,367	-
Admin and Service Charges	-	1,356,021	1,356,021	1,356,021	1,356,021	-
General Fund Obligation Bonds	-	-	-	6,270,000	3,323,009	-
Lottery Bonds	-	-	-	-	127,921	-
Interest Income	-	11,000	11,000	-	-	-
Donations	-	360,000	360,000	360,000	360,000	-
Other Revenues	-	1,779,444	3,312,645	3,198,781	2,799,016	-
Transfer In - Intrafund	-	7,097,403	7,097,403	-	-	-
Tsfr From Revenue, Dept of	-	2,000,000	2,000,000	2,057,810	2,057,810	-
Tsfr From Marine Bd, Or State	-	106,811	106,811	-	-	-
Tsfr From Education, Dept of	-	1,634,590	1,634,590	1,634,590	10,634,590	-
Transfer Out - Intrafund	-	(153,712)	(153,712)	-	-	-
Total Other Funds	-	\$17,297,619	\$18,830,820	\$17,884,319	\$23,665,484	-
Federal Funds						
Federal Funds	-	14,875,631	18,990,919	24,292,039	23,032,789	-
Tsfr To Governor, Office of the	-	(270,000)	(270,000)	(270,000)	(270,000)	-
Total Federal Funds	-	\$14,605,631	\$18,720,919	\$24,022,039	\$22,762,789	-
Nonlimited Other Funds						
Other Revenues	-	106,000	106,000	206,000	206,000	-
Total Nonlimited Other Funds	-	\$106,000	\$106,000	\$206,000	\$206,000	-

PKG	CLASS	COMP	DESCRIPTION	POS CNT	FTE	MCS	AVERAGE RATE	GF SAL	OF SAL	FF SAL	LF SAL	AF SAL
000	B	Y7500	AE BOARD AND COMMISSION MEMBER		.00	.00	0.00	10,080		151,200		161,280
000	MEAHZ	7010	HP PRINCIPAL EXECUTIVE/MANAGER F	2	2.00	48.00	9,835.00	433,243	38,837			472,080
000	MEAHZ	7014	HP PRINCIPAL EXECUTIVE/MANAGER H	2	2.00	48.00	13,741.00	395,740	98,936	164,892		659,568
000	MENNZ	0119	AP EXECUTIVE SUPPORT SPECIALIST 2	4	4.00	96.00	4,211.00	216,815	108,062	79,379		404,256
000	MENNZ	0873	AP OPERATIONS & POLICY ANALYST 4	1	1.00	24.00	8,740.00		157,008	209,760		209,760
000	MESNZ	7008	AP PRINCIPAL EXECUTIVE/MANAGER E	1	1.00	24.00	6,542.00		88,437			157,008
000	MESNZ	7012	EP PRINCIPAL EXECUTIVE/MANAGER G	3	3.00	72.00	12,283.00	530,626		265,313		884,376
000	MMC	X1320	AP HUMAN RESOURCE ANALYST 1	1	1.00	24.00	4,219.00	101,256				101,256
000	MMC	X1321	AP HUMAN RESOURCE ANALYST 2	1	1.00	24.00	6,542.00	157,008				157,008
000	MMN	X0866	AP PUBLIC AFFAIRS SPECIALIST 3	1	1.00	24.00	7,942.00	190,608				190,608
000	MMN	X0873	AP OPERATIONS & POLICY ANALYST 4	5	5.00	120.00	8,137.20	541,564	23,074	411,826		976,464
000	MMN	X2301	AP EDUCATION PROGRAM SPECIALIST 2	1	1.00	24.00	6,862.00		164,688			164,688
000	MMS	X7006	AP PRINCIPAL EXECUTIVE/MANAGER D	5	5.00	120.00	7,853.00	289,954	289,953	362,453		942,360
000	MMS	X7008	EP PRINCIPAL EXECUTIVE/MANAGER E	3	3.00	72.00	10,112.00	215,992	118,917	393,155		728,064
000	MMS	X7008	IP PRINCIPAL EXECUTIVE/MANAGER E	1	1.00	24.00	10,615.00		254,760			254,760
000	MMS	X7010	AP PRINCIPAL EXECUTIVE/MANAGER F	1	1.00	24.00	10,121.00	174,890	36,436	31,578		242,904
000	OAS	C0103	AP OFFICE SPECIALIST 1	2	1.50	36.00	3,197.00	74,474	39,814			114,288
000	OAS	C0104	AP OFFICE SPECIALIST 2	1	1.00	24.00	2,994.00		68,263	3,593		71,856
000	OAS	C0107	AP ADMINISTRATIVE SPECIALIST 1	5	4.00	96.00	3,241.60	74,697	56,503	184,304		315,504
000	OAS	C0108	AP ADMINISTRATIVE SPECIALIST 2	5	5.00	120.00	4,600.80	207,214	115,717	229,165		552,096
000	OAS	C0211	AP ACCOUNTING TECHNICIAN 2	1	1.00	24.00	2,994.00	71,856				71,856
000	OAS	C0212	AP ACCOUNTING TECHNICIAN 3	2	2.00	48.00	4,195.50	71,201	61,370	68,813		201,384
000	OAS	C0437	AP PROCUREMENT & CONTRACT SPEC 2	2	1.50	36.00	4,958.00	73,195		108,065		181,260
000	OAS	C0860	AP PROGRAM ANALYST 1	7	5.50	132.00	5,043.42	545,676	130,608			676,284
000	OAS	C0861	AP PROGRAM ANALYST 2	5	5.00	120.00	5,520.40	56,724	549,000	56,724		662,448

PKG	CLASS	COMP	DESCRIPTION	POS CNT	FTE	MCS	AVERAGE RATE	GF SAL	OF SAL	FF SAL	LF SAL	AF SAL
000	OAS	C0862	AP PROGRAM ANALYST 3	10	10.00	240.00	6,503.60	298,440		1,262,424		1,560,864
000	OAS	C0863	AP PROGRAM ANALYST 4	1	1.00	24.00	7,977.00	191,448	191,448			191,448
000	OAS	C0871	AP OPERATIONS & POLICY ANALYST 2	1	1.00	24.00	4,727.00	113,448	113,448			113,448
000	OAS	C0872	AP OPERATIONS & POLICY ANALYST 3	3	3.00	72.00	7,145.33	341,184		173,280		514,464
000	OAS	C0873	AP OPERATIONS & POLICY ANALYST 4	5	3.46	83.00	6,447.20	551,923				551,923
000	OAS	C1116	AP RESEARCH ANALYST 2	1	1.00	24.00	3,918.00	94,032	94,032			94,032
000	OAS	C1117	AP RESEARCH ANALYST 3	3	2.54	61.00	4,813.25	304,082				304,082
000	OAS	C1118	AP RESEARCH ANALYST 4	2	2.00	48.00	7,423.00	310,704		45,600		356,304
000	OAS	C1216	AP ACCOUNTANT 2	4	2.75	66.00	4,343.50	70,524	29,491	199,421		299,436
000	OAS	C1217	AP ACCOUNTANT 3	3	3.00	72.00	6,391.00	330,703		129,449		460,152
000	OAS	C1243	AP FISCAL ANALYST 1	1	1.00	24.00	4,295.00	72,156	13,400	17,524		103,080
000	OAS	C1244	AP FISCAL ANALYST 2	1	1.00	24.00	6,280.00	150,720				150,720
000	OAS	C1245	AP FISCAL ANALYST 3	1	1.00	24.00	5,442.00	117,547	7,837	5,224		130,608
000	OAS	C1338	AP TRAINING & DEVELOPMENT SPEC 1	1	1.00	24.00	4,950.00	118,800				118,800
000	OAS	C1483	IP INFO SYSTEMS SPECIALIST 3	1	1.00	24.00	4,744.00	113,856				113,856
000	OAS	C1485	IP INFO SYSTEMS SPECIALIST 5	1	1.00	24.00	6,902.00	152,396		13,252		165,648
000	OAS	C1486	IP INFO SYSTEMS SPECIALIST 6	1	1.00	24.00	6,737.00	113,182	48,506			161,688
000	OAS	C1487	IP INFO SYSTEMS SPECIALIST 7	10	8.63	207.00	7,527.00	761,811	277,876	548,606		1,588,293
000	OAS	C2300	AP EDUCATION PROGRAM SPECIALIST 1	5	4.50	108.00	6,597.80	544,032	544,032	182,400		726,432
000	OAS	C2301	AP EDUCATION PROGRAM SPECIALIST 2	7	6.70	160.80	7,921.42	322,702	431,800	526,582		1,281,084
000	UA	C0103	AP OFFICE SPECIALIST 1	1	.24	5.75	2,761.00	15,876	15,876			15,876
000	UA	C0104	AP OFFICE SPECIALIST 2	2	1.00	24.00	3,649.50	42,756	42,756			87,588
000	UA	C0119	AP EXECUTIVE SUPPORT SPECIALIST 2	1	1.00	24.00	4,291.00	102,984				102,984
000	UA	C1245	AP FISCAL ANALYST 3	2	2.00	48.00	6,011.00	288,528				288,528
000	UA	C2301	AP EDUCATION PROGRAM SPECIALIST 2	2	2.00	48.00	7,783.00	373,584				373,584

PKG	CLASS	COMP	DESCRIPTION	POS	CNT	FTE	MOS	AVERAGE RATE	GF SAL	OF SAL	FF SAL	LF SAL	AF SAL
000				132	121.32	2911.55	3,875.54	9,328,639	3,956,125	6,123,574	19,408,338		

HECC OPERATIONS

ESSENTIAL PACKAGES

Essential Packages

The Essential Packages represent changes made to the 2017-19 budget that estimate the cost to continue current legislatively approved programs into the 2019-21 biennium.

Package 010: Vacancy Factor and Non-PICS Personal Services

This package includes standard 3.8 percent inflation on non-PICS accounts (temps, overtime, differential pay, etc.) an increase for mass transit because of increases in the salary plan. It also includes adjustment to vacancy savings and costs for the Public Employees' Retirement System Pension Obligation Bond repayment. The Vacancy Savings calculation methodology is provided by the Department of Administrative Services.

Package 010 totals \$336,149 increase in the General Fund, \$179,487 in Other Funds and \$250,188 in Federal Funds.

Package 021: Phase in

This package phases in \$27,388 General Fund and \$3,284,863 Federal Funds for the transfer of Oregon Volunteers Commission to HECC. Original bill included only one year of funding.

Package 022: Phase out

This package removes one-time funding and positions. This package phases-out (\$1,137,206) General Fund and (\$8,051,179) Other Funds. The projects phased-out from HECC Operations are:

- College Possible One-Time Grant
- Task Force on Student Mental Health Support
- Open Educational Resources
- First-Year Coursework (Two Limited Duration Positions)
- Cost of issuance for bond sales

Package 031: Standard Inflation and State Government Service Charges

The standard inflation factors is provided by the Department of Administrative Services as follows:

HECC OPERATIONS

ESSENTIAL PACKAGES

- Services and Supplies and Capital Outlay, by the standard 3.8 percent
- Non-state employee and Professional Services costs by the standard 4.2 percent
- Facilities rent by the standard 3.8 percent or adjusted to the Self Support rent rates
- Attorney General costs by the allowable 20.14 percent

Once applied, HECC experienced an increase of \$865,437 to General Fund, \$616,237 Other Funds and \$1,070,414 Federal Funds (3.8%).

Package 050: Fund Shifts

This package effects significant position funding allocation changes. Funding splits for many positions in the Office of the Executive Director and the Office of Operations were adjusted, resulting in no net increase. By fund type, the shift was \$126,507 increase in the General Fund, \$295,352 increase in Other Funds, and (\$421,859) decrease in Federal Funds.

Package 060: Technical Adjustments

This package is a technical cleanup of several budget issues within the HECC. It increases funding and FTE for one position from a partial biennium to a full biennium and transferred the position from the Office of Research and Data to the Office of Student Access and Completion. It adjusts the funding allocation between fund types. This resulted in a General Fund increase of \$112,091, an Other Funds decrease of \$276,897, and a Federal Funds increase of \$290,022 with an FTE increase of .75.

A second phase of this package moved the Special Payments expenses of the Oregon Youth Conservation Corps from the HECC Operations SCR to the Workforce and Other Special Payments SCR. This phase decreases Other Funds by \$1,918,392 and Federal Funds by \$1,173,219.

A third action moved the Special Payments expenses of ASPIRE youth mentoring program from the HECC Operations SCR to the Student Assistance SCR. This phase decreases General Fund by \$554,127 and Other Funds by \$80,824.

A fourth action moved budget authority from IT Professional Services to Other Services and Supplies within the Office of Community Colleges and Workforce Development, with no net increase in cost.

The total impact of all Package 060 actions is a reduction in the General Fund of (\$442,036), a reduction in Other Funds of (\$2,276,113), and a reduction in Federal Funds of (\$883,197).

HECC OPERATIONS ESSENTIAL PACKAGES

Package 070: Revenue Shortfall

The original reduction package related to revenues being short for the Private Career Schools, but subsequent to the ARB fees were raised to cover the costs associated with that program, so the Other Funds portion of the package was not approved. Additionally, subsequent to ARB, the HECC received notice that is would no longer be the recipient of a grant from the USDVA to be the State Selected Agency for Veteran Education Programs in Oregon.

This package has been modified to remove the federal funds, expenditures and positions associated with e Veteran Education Program for which HECC no longer has revenue. The Private Career Schools program is insufficient to support two currently budgeted positions (2.0 FTE). The reduction totals \$445,523 in Federal Funds.

ESSENTIAL AND POLICY PACKAGE FISCAL IMPACT SUMMARY

Higher Education Coordinating Commission
 Pkg: 010 - Non-PICS Psnl Svc / Vacancy Factor

Cross Reference Name: HECC Operations
 Cross Reference Number: 52500-101-00-00-00000

Description	General Fund	Lottery Funds	Other Funds	Federal Funds	Nonlimited Other Funds	Nonlimited Federal Funds	All Funds
Revenues							
General Fund Appropriation	336,149	-	-	-	-	-	336,149
Federal Funds	-	-	-	250,188	-	-	250,188
Total Revenues	\$336,149	-	-	-	\$250,188	-	\$586,337
Personal Services							
Temporary Appointments	3,697	-	4,255	679	-	-	8,631
Overtime Payments	24	-	87	101	-	-	212
All Other Differential	1,386	-	491	-	-	-	1,877
Public Employees' Retire Cont	240	-	97	17	-	-	354
Pension Obligation Bond	54,395	-	8,116	43,911	-	-	106,422
Social Security Taxes	391	-	369	59	-	-	819
Mass Transit Tax	3,698	-	2,319	-	-	-	6,017
Vacancy Savings	272,318	-	163,753	205,421	-	-	641,492
Total Personal Services	\$336,149	-	\$179,487	\$250,188	-	-	\$765,824
Total Expenditures							
Total Expenditures	336,149	-	179,487	250,188	-	-	765,824
Total Expenditures	\$336,149	-	\$179,487	\$250,188	-	-	\$765,824
Ending Balance							
Ending Balance	-	-	(179,487)	-	-	-	(179,487)
Total Ending Balance	-	-	(\$179,487)	-	-	-	(\$179,487)

ESSENTIAL AND POLICY PACKAGE FISCAL IMPACT SUMMARY

Higher Education Coordinating Commission
 Pkg: 021 - Phase - In

Cross Reference Name: HECC Operations
 Cross Reference Number: 52500-101-00-00-00000

Description	General Fund	Lottery Funds	Other Funds	Federal Funds	Nonlimited Other Funds	Nonlimited Federal Funds	All Funds
Revenues							
General Fund Appropriation	27,388	-	-	-	-	-	27,388
Federal Funds	-	-	-	3,284,863	-	-	3,284,863
Total Revenues	\$27,388	-	-	\$3,284,863	-	-	\$3,312,251
Services & Supplies							
Other Services and Supplies	27,388	-	-	2,587	-	-	29,975
Total Services & Supplies	\$27,388	-	-	\$2,587	-	-	\$29,975
Special Payments							
Dist to Non-Gov Units	-	-	-	2,460,890	-	-	2,460,890
Dist to Non-Profit Organizations	-	-	-	821,386	-	-	821,386
Total Special Payments	-	-	-	\$3,282,276	-	-	\$3,282,276
Total Expenditures							
Total Expenditures	27,388	-	-	3,284,863	-	-	3,312,251
Total Expenditures	\$27,388	-	-	\$3,284,863	-	-	\$3,312,251
Ending Balance							
Ending Balance	-	-	-	-	-	-	-
Total Ending Balance	-	-	-	-	-	-	-

ESSENTIAL AND POLICY PACKAGE FISCAL IMPACT SUMMARY

Higher Education Coordinating Commission
 Pkg: 022 - Phase-out Pgm & One-time Costs

Cross Reference Name: HECC Operations
 Cross Reference Number: 52500-101-00-00-00000

Description	General Fund	Lottery Funds	Other Funds	Federal Funds	Nonlimited Other Funds	Nonlimited Federal Funds	All Funds
Revenues							
General Fund Appropriation	(1,137,206)	-	-	-	-	-	(1,137,206)
Total Revenues	(\$1,137,206)	-	-	-	-	-	(\$1,137,206)
Services & Supplies							
Instate Travel	(5,000)	-	-	-	-	-	(5,000)
Office Expenses	(3,206)	-	-	-	-	-	(3,206)
Professional Services	(134,000)	-	-	-	-	-	(134,000)
Other COP Costs	-	-	(6,831,534)	-	-	-	(6,831,534)
Other Services and Supplies	(5,000)	-	(1,219,645)	-	-	-	(1,224,645)
Total Services & Supplies	(\$147,206)	-	(\$8,051,179)	-	-	-	(\$8,198,385)
Special Payments							
Dist to Non-Gov Units	(350,000)	-	-	-	-	-	(350,000)
Dist to Comm College Districts	(320,000)	-	-	-	-	-	(320,000)
Spc Pmt to Public Universities	(320,000)	-	-	-	-	-	(320,000)
Other Special Payments	-	-	-	-	-	-	-
Total Special Payments	(\$990,000)	-	-	-	-	-	(\$990,000)
Total Expenditures							
Total Expenditures	(1,137,206)	-	(8,051,179)	-	-	-	(9,188,385)
Total Expenditures	(\$1,137,206)	-	(\$8,051,179)	-	-	-	(\$9,188,385)

ESSENTIAL AND POLICY PACKAGE FISCAL IMPACT SUMMARY

Higher Education Coordinating Commission
 Pkg: 022 - Phase-out Pgm & One-time Costs

Cross Reference Name: HECC Operations
 Cross Reference Number: 52500-101-00-00-000000

<i>Description</i>	General Fund	Lottery Funds	Other Funds	Federal Funds	Nonlimited Other Funds	Nonlimited Federal Funds	All Funds
Ending Balance							
Ending Balance	-	-	8,051,179	-	-	-	8,051,179
Total Ending Balance	-	-	\$8,051,179	-	-	-	\$8,051,179

ESSENTIAL AND POLICY PACKAGE FISCAL IMPACT SUMMARY

Higher Education Coordinating Commission
 Pkg: 031 - Standard Inflation

Cross Reference Name: HECC Operations
 Cross Reference Number: 52500-101-00-00-00000

Description	General Fund	Lottery Funds	Other Funds	Federal Funds	Nonlimited Other Funds	Nonlimited Federal Funds	All Funds
Revenues							
General Fund Appropriation	865,437	-	-	-	-	-	865,437
Federal Funds	-	-	-	1,070,414	-	-	1,070,414
Total Revenues	\$865,437	-	-	\$1,070,414	-	-	\$1,935,851

Services & Supplies

Instate Travel	5,740	-	6,355	3,411	-	-	15,506
Out of State Travel	1,405	-	2,364	5,128	-	-	8,897
Employee Training	5,654	-	1,952	1,672	-	-	9,278
Office Expenses	6,381	-	7,016	3,142	-	-	16,539
Telecommunications	6,019	-	2,538	3,383	-	-	11,940
State Gov. Service Charges	540,234	-	409,984	665,799	-	-	1,616,017
Data Processing	1,079	-	1,159	160	-	-	2,398
Publicity and Publications	1,861	-	2,882	787	-	-	5,530
Professional Services	130,069	-	63,955	184,411	-	-	378,435
IT Professional Services	8,907	-	6,275	9,103	-	-	24,285
Attorney General	16,772	-	5,573	4,971	-	-	27,316
Employee Recruitment and Develop	633	-	189	98	-	-	920
Dues and Subscriptions	17,115	-	878	1,352	-	-	19,345
Facilities Rental and Taxes	12,642	-	12,432	8,404	-	-	33,478
Agency Program Related S and S	396	-	4,687	1,626	-	-	6,709
Other Services and Supplies	16,679	-	9,119	7,848	-	-	33,646
Expendable Prop 250 - 5000	5,892	-	2,901	627	-	-	9,420

ESSENTIAL AND POLICY PACKAGE FISCAL IMPACT SUMMARY

Higher Education Coordinating Commission
 Pkg: 031 - Standard Inflation

Cross Reference Name: HECC Operations
 Cross Reference Number: 52500-101-00-00-00000

Description	General Fund	Lottery Funds	Other Funds	Federal Funds	Nonlimited Other Funds	Nonlimited Federal Funds	All Funds
Services & Supplies							
IT Expendable Property	2,418	-	2,789	857	-	-	6,064
Total Services & Supplies	\$779,896	-	\$543,048	\$902,779	-	-	\$2,225,723
Special Payments							
Dist to Counties	-	-	2,475	-	-	-	2,475
Dist to Other Gov Unit	-	-	3,673	33,536	-	-	37,209
Dist to Non-Gov Units	65,255	-	36,633	102,928	-	-	204,816
Dist to Local School Districts	20,286	-	29,123	-	-	-	49,409
Dist to Comm College Districts	-	-	1,285	-	-	-	1,285
Dist to Non-Profit Organizations	-	-	-	31,171	-	-	31,171
Total Special Payments	\$85,541	-	\$73,189	\$167,635	-	-	\$326,365
Total Expenditures							
Total Expenditures	865,437	-	616,237	1,070,414	-	-	2,552,088
Total Expenditures	\$865,437	-	\$616,237	\$1,070,414	-	-	\$2,552,088
Ending Balance							
Ending Balance	-	-	(616,237)	-	-	-	(616,237)
Total Ending Balance	-	-	(\$616,237)	-	-	-	(\$616,237)

ESSENTIAL AND POLICY PACKAGE FISCAL IMPACT SUMMARY

Higher Education Coordinating Commission
 Pkg: 050 - Fundshifts

Cross Reference Name: HECC Operations
 Cross Reference Number: 52500-101-00-00-00000

Description	General Fund	Lottery Funds	Other Funds	Federal Funds	Nonlimited Other Funds	Nonlimited Federal Funds	All Funds
Revenues							
General Fund Appropriation	126,507	-	-	-	-	-	126,507
Federal Funds	-	-	-	(421,859)	-	-	(421,859)
Total Revenues	\$126,507	-	-	(\$421,859)	-	-	(\$295,352)
Personal Services							
Class/Unclass Sal. and Per Diem	86,976	-	217,844	(304,820)	-	-	-
Empl. Rel. Bd. Assessments	42	-	55	(97)	-	-	-
Public Employees' Retire Cont	14,762	-	35,740	(50,502)	-	-	-
Social Security Taxes	8,223	-	16,340	(24,563)	-	-	-
Worker's Comp. Assess. (WCD)	19	-	56	(75)	-	-	-
Flexible Benefits	16,485	-	25,317	(41,802)	-	-	-
Total Personal Services	\$126,507	-	\$295,352	(\$421,859)	-	-	-
Total Expenditures							
Total Expenditures	126,507	-	295,352	(421,859)	-	-	-
Total Expenditures	\$126,507	-	\$295,352	(\$421,859)	-	-	-
Ending Balance							
Ending Balance	-	-	(295,352)	-	-	-	(295,352)
Total Ending Balance	-	-	(\$295,352)	-	-	-	(\$295,352)

Agency Request _____ Governor's Budget _____ Legislatively Adopted _____
 2019-21 Biennium _____ Page _____ Essential and Policy Package Fiscal Impact Summary - BPR013

ESSENTIAL AND POLICY PACKAGE FISCAL IMPACT SUMMARY

Higher Education Coordinating Commission Cross Reference Name: HECC Operations
 Pkg: 050 - Fundshifts Cross Reference Number: 52500-101-00-00-00000

<i>Description</i>	General Fund	Lottery Funds	Other Funds	Federal Funds	Nonlimited Other Funds	Nonlimited Federal Funds	All Funds
Total Positions	-	-	-	-	-	-	-
Total Positions	-	-	-	-	-	-	-
Total FTE	-	-	-	-	-	-	-
Total FTE	-	-	-	-	-	-	-
Total FTE	-	-	-	-	-	-	-
Total FTE	-	-	-	-	-	-	-

DEPT. OF ADMIN. SVCS. -- PPDB PICS SYSTEM

01/15/19 REPORT NO.: PDDLBUJCL
 REPORT: SUMMARY LIST BY PKG BY SUMMARY XREF
 AGENCY:52500 HIGHER EDUCATION COORD COMM
 SUMMARY XREF:101-00-00 050 HECC Operations

2019-21
 PICS SYSTEM: BUDGET PREPARATION

PKG	CLASS	COMP	DESCRIPTION	POS CNT	FTE	MOS	AVERAGE RATE	GF SAL	OF SAL	FF SAL	AF SAL
050	B	Y7500	AE BOARD AND COMMISSION MEMBER		.00	.00	0.00		7,200	7,200-	
050	MEAHZ	7014	HP PRINCIPAL EXECUTIVE/MANAGER H		.00	.00	13,741.00	65,958-	26,382-	92,340	
050	MENNZ	0119	AP EXECUTIVE SUPPORT SPECIALIST 2		.00	.00	4,059.33	99,102	68,700-	30,402-	
050	MESNZ	7012	EP PRINCIPAL EXECUTIVE/MANAGER G		.00	.00	12,283.00	206,355-	162,136	44,219	
050	MMN	X0873	AP OPERATIONS & POLICY ANALYST 4		.00	.00	8,536.00	146,131	54,915	201,046-	
050	MMS	X7006	AP PRINCIPAL EXECUTIVE/MANAGER D		.00	.00	7,533.66	206,469	77,987-	128,482-	
050	MMS	X7008	EP PRINCIPAL EXECUTIVE/MANAGER E		.00	.00	10,112.00	172,309	33,976-	138,333-	
050	MMS	X7008	IP PRINCIPAL EXECUTIVE/MANAGER E		.00	.00	10,615.00	127,380	28,024	155,404-	
050	OAS	C0103	AP OFFICE SPECIALIST 1		.00	.00	3,130.00	35,306-	35,306		
050	OAS	C0104	AP OFFICE SPECIALIST 2		.00	.00	2,994.00	17,964	28,742-	10,778	
050	OAS	C0107	AP ADMINISTRATIVE SPECIALIST 1		.00	.00	3,361.33	10,811	1,208-	9,603-	
050	OAS	C0108	AP ADMINISTRATIVE SPECIALIST 2		.00	.00	4,411.50	93,766-	96,035	2,269-	
050	OAS	C0211	AP ACCOUNTING TECHNICIAN 2		.00	.00	2,994.00	36,647-	7,905	28,742	
050	OAS	C0212	AP ACCOUNTING TECHNICIAN 3		.00	.00	4,195.50	27,477	39,218-	11,741	
050	OAS	C0437	AP PROCUREMENT & CONTRACT SPEC 2		.00	.00	5,189.00	16,190	13,699	29,889-	
050	OAS	C0861	AP PROGRAM ANALYST 2		.00	.00	4,727.00	34,034-		34,034	
050	OAS	C0862	AP PROGRAM ANALYST 3		.00	.00	6,773.14	99,404	35,958	135,362-	
050	OAS	C0872	AP OPERATIONS & POLICY ANALYST 3		.00	.00	7,423.00	6,696-	107,016	100,320-	
050	OAS	C1216	AP ACCOUNTANT 2		.00	.00	4,769.00	112,167	4,311-	107,856-	
050	OAS	C1217	AP ACCOUNTANT 3		.00	.00	6,391.00	182,728-	33,220	149,508	
050	OAS	C1243	AP FISCAL ANALYST 1		.00	.00	4,295.00	21,647-	2,061-	23,708	
050	OAS	C1244	AP FISCAL ANALYST 2		.00	.00	6,280.00	76,867-	16,579	60,288	
050	OAS	C1245	AP FISCAL ANALYST 3		.00	.00	5,442.00	53,550-	6,531	47,019	
050	OAS	C1485	IP INFO SYSTEMS SPECIALIST 5		.00	.00	6,902.00	71,228-	18,221	53,007	
050	OAS	C1486	IP INFO SYSTEMS SPECIALIST 6		.00	.00	6,737.00	33,955-	30,720-	64,675	

PKG	CLASS	COMP	DESCRIPTION	POS CNT	FTE	MOS	AVERAGE RATE	GF SAL	OF SAL	FF SAL	LF SAL	AF SAL
050	OAS	C1487	IP INFO SYSTEMS SPECIALIST 7		.00	.00	7,710.83	24,403	187,628-	163,225		
050	OAS	C2301	AP EDUCATION PROGRAM SPECIALIST 2		.00	.00	8,242.33	54,094-	96,032	41,938-		
050					.00	.00	6,869.23	86,976	217,844	304,820-		

DEPT. OF ADMIN. SVCS. -- PFDDB PICS SYSTEM
 2019-21
 PICS SYSTEM: BUDGET PREPARATION

01/15/19 REPORT NO.: PFDPLWSBUD
 REPORT: DETAIL LISTING BY SUMMARY XREF AGENCY
 AGENCY: 52500 HIGHER EDUCATION COORD COMM
 SUMMARY XREF: 101-00-00 050 HECC Operations

POSITION NUMBER	AUTH NO	ORG STRUC	PKG Y TYP	F POS	CLASS COMP	RNG P	S T POS CNT	FTE	BUDGET RATE	MOS	GF SAL	OF SAL	FF SAL	LF SAL	T R K
5250001	001221450	101-01-01-01-00000	050 0 PF	MEAHZ7014	HP	40X 09	1- 40X 09	1.00	13,741.00	24.00-	263,828-	32,978-	32,978-		
EST DATE: 2019/07/01 EXP DATE: 9999/01/01															
5250001	001221450	101-01-01-01-00000	050 0 PF	MEAHZ7014	HP	40X 09	1 40X 09	1.00	13,741.00	24.00	164,892	36,276	128,616		
EST DATE: 2019/07/01 EXP DATE: 9999/01/01															
5250017	001221490	101-01-01-01-00000	050 0 PF	MMN X0873	AP	32 07	1- 32 07	1.00	8,332.00	24.00-	199,968-				
EST DATE: 2019/07/01 EXP DATE: 9999/01/01															
5250017	001221490	101-01-01-01-00000	050 0 PF	MMN X0873	AP	32 07	1 32 07	1.00	8,332.00	24.00	99,984	77,988	21,996		
EST DATE: 2019/07/01 EXP DATE: 9999/01/01															
5250028	001223070	101-08-01-00000	050 0 PF	MESNZ7012	EP	38 09	1- 38 09	1.00	12,283.00	24.00-	294,792-				
EST DATE: 2019/07/01 EXP DATE: 9999/01/01															
5250028	001223070	101-08-01-00000	050 0 PF	MESNZ7012	EP	38 09	1 38 09	1.00	12,283.00	24.00	147,396	147,396			
EST DATE: 2019/07/01 EXP DATE: 9999/01/01															
5250029	001223080	101-03-01-00000	050 0 PF	MESNZ7012	EP	38 09	1- 38 09	1.00	12,283.00	24.00-	235,834-	29,479-	29,479-		
EST DATE: 2019/07/01 EXP DATE: 9999/01/01															
5250029	001223080	101-03-01-00000	050 0 PF	MESNZ7012	EP	38 09	1 38 09	1.00	12,283.00	24.00	147,396	73,698	73,698		
EST DATE: 2019/07/01 EXP DATE: 9999/01/01															
5250031	001242780	101-02-03-00000	050 0 PF	OAS C1244	AP	27 08	1- 27 08	1.00	6,280.00	24.00-	150,720-				
EST DATE: 2019/07/01 EXP DATE: 9999/01/01															
5250031	001242780	101-02-03-00000	050 0 PF	OAS C1244	AP	27 08	1 27 08	1.00	6,280.00	24.00	73,853	16,579	60,288		
EST DATE: 2019/07/01 EXP DATE: 9999/01/01															
5250046	001254990	101-02-04-00000	050 0 PF	OAS C0211	AP	17 02	1- 17 02	1.00	2,994.00	24.00-	71,856-				
EST DATE: 2019/07/01 EXP DATE: 9999/01/01															
5250046	001254990	101-02-04-00000	050 0 PF	OAS C0211	AP	17 02	1 17 02	1.00	2,994.00	24.00	35,209	7,905	28,742		
EST DATE: 2019/07/01 EXP DATE: 9999/01/01															
5250049	001255030	101-02-04-00000	050 0 PF	OAS C1217	AP	27 09	1- 27 09	1.00	6,590.00	24.00-	158,160-				
EST DATE: 2019/07/01 EXP DATE: 9999/01/01															
5250049	001255030	101-02-04-00000	050 0 PF	OAS C1217	AP	27 09	1 27 09	1.00	6,590.00	24.00			158,160		
EST DATE: 2019/07/01 EXP DATE: 9999/01/01															
5250064	001244560	101-06-01-00000	050 0 PF	MMS X7006	AP	31X 09	1- 31X 09	1.00	8,332.00	24.00-	99,984-				
EST DATE: 2019/07/01 EXP DATE: 9999/01/01															
5250064	001244560	101-06-01-00000	050 0 PF	MMS X7006	AP	31X 09	1 31X 09	1.00	8,332.00	24.00	199,968				
EST DATE: 2019/07/01 EXP DATE: 9999/01/01															

POSITION NUMBER	AUTH NO	ORG STRUC	PKG Y TYP	CLASS COMP	RNG P	S T POS CNT	FTE	BUDGET RATE	MOS	GF SAL	OF SAL	FF SAL	LF SAL	T R K
5250066	001244580	101-06-01-00000	050 0 PF	OAS C0872 AP	30 08	1-	1.00-	7,246.00	24.00-	173,904-				
EST DATE: 2019/07/01 EXP DATE: 9999/01/01														
5250066	001244580	101-06-01-00000	050 0 PF	OAS C0872 AP	30 08	1	1.00	7,246.00	24.00	86,952	86,952			
EST DATE: 2019/07/01 EXP DATE: 9999/01/01														
5250068	001244610	101-02-04-00000	050 0 PF	OAS C0212 AP	19 08	1-	1.00-	4,295.00	24.00-	51,540-				
EST DATE: 2019/07/01 EXP DATE: 9999/01/01														
5250068	001244610	101-02-04-00000	050 0 PF	OAS C0212 AP	19 08	1	1.00	4,295.00	24.00	50,509	11,339	41,232		
EST DATE: 2019/07/01 EXP DATE: 9999/01/01														
5250069	001244620	101-06-01-00000	050 0 PF	MENNZ0119 AP	19 05	1-	1.00-	4,026.00	24.00-	19,325-				
EST DATE: 2019/07/01 EXP DATE: 9999/01/01														
5250069	001244620	101-06-01-00000	050 0 PF	MENNZ0119 AP	19 05	1	1.00	4,026.00	24.00	82,130	14,494			
EST DATE: 2019/07/01 EXP DATE: 9999/01/01														
5250071	001244640	101-06-02-00000	050 0 PF	OAS C0103 AP	12 08	1-	1.00-	3,130.00	24.00-	35,306-				
EST DATE: 2019/07/01 EXP DATE: 9999/01/01														
5250071	001244640	101-06-02-00000	050 0 PF	OAS C0103 AP	12 08	1	1.00	3,130.00	24.00	75,120	77,299-			
EST DATE: 2019/07/01 EXP DATE: 9999/01/01														
5250072	001244650	101-02-04-00000	050 0 PF	OAS C1217 AP	27 09	1-	1.00-	6,590.00	24.00-	158,160-				
EST DATE: 2019/07/01 EXP DATE: 9999/01/01														
5250072	001244650	101-02-04-00000	050 0 PF	OAS C1217 AP	27 09	1	1.00	6,590.00	24.00	77,498	17,398	63,264		
EST DATE: 2019/07/01 EXP DATE: 9999/01/01														
5250082	001244710	101-02-02-00000	050 0 PF	OAS C1486 IP	29 07	1-	1.00-	6,737.00	24.00-	113,182-				
EST DATE: 2019/07/01 EXP DATE: 9999/01/01														
5250082	001244710	101-02-02-00000	050 0 PF	OAS C1486 IP	29 07	1	1.00	6,737.00	24.00	79,227	17,786	64,675		
EST DATE: 2019/07/01 EXP DATE: 9999/01/01														
5250083	001244720	101-02-02-00000	050 0 PF	OAS C1487 IP	31 09	1-	1.00-	8,176.00	24.00-	98,112-				
EST DATE: 2019/07/01 EXP DATE: 9999/01/01														
5250083	001244720	101-02-02-00000	050 0 PF	OAS C1487 IP	31 09	1	1.00	8,176.00	24.00	96,149	21,585	78,490		
EST DATE: 2019/07/01 EXP DATE: 9999/01/01														
5250084	001244730	101-02-02-00000	050 0 PF	OAS C1487 IP	31 06	1-	1.00-	7,123.00	24.00-	72,227-				
EST DATE: 2019/07/01 EXP DATE: 9999/01/01														
5250084	001244730	101-02-02-00000	050 0 PF	OAS C1487 IP	31 06	1	1.00	7,123.00	24.00	83,766	18,805	68,381		
EST DATE: 2019/07/01 EXP DATE: 9999/01/01														

DEPT. OF ADMIN. SVCS. -- PPDB PICS SYSTEM
 2019-21
 PICS SYSTEM: BUDGET PREPARATION

POSITION NUMBER	AUTH NO	ORG STRUC	PKG Y TYP	F POS	CLASS COMP	RNG P	S T POS CNT	FTE	BUDGET RATE	MOS	GF SAL	OF SAL	FF SAL	LF SAL	T R K
5250085	001244740	101-02-02-00000	050 0 PP	OAS	C1487 IP	31 08	1-1-	.50	7,810.00	12.00-	22,493-	71,227-			
EST DATE: 2019/07/01 EXP DATE: 9999/01/01															
5250085	001244740	101-02-02-00000	050 0 PP	OAS	C1487 IP	31 08	1-1-	.50	7,810.00	12.00	45,923	10,309	37,488		
EST DATE: 2019/07/01 EXP DATE: 9999/01/01															
5250097	001226520	101-01-01-00000	050 0 PF	MEAHZ	7014 HP	40X 09	1-1-	1.00	13,741.00	24.00-	131,914-	65,956-	131,914-		
EST DATE: 2019/07/01 EXP DATE: 9999/01/01															
5250097	001226520	101-01-01-00000	050 0 PF	MEAHZ	7014 HP	40X 09	1-1-	1.00	13,741.00	24.00	164,892	36,276	128,616		
EST DATE: 2019/07/01 EXP DATE: 9999/01/01															
5250098	001226530	101-04-01-00000	050 0 PF	MESNZ	7012 EP	38 09	1-1-	1.00	12,283.00	24.00-		58,958-	235,834-		
EST DATE: 2019/07/01 EXP DATE: 9999/01/01															
5250098	001226530	101-04-01-00000	050 0 PF	MESNZ	7012 EP	38 09	1-1-	1.00	12,283.00	24.00	29,479	29,479	235,834		
EST DATE: 2019/07/01 EXP DATE: 9999/01/01															
5250099	001226540	101-05-00-00000	050 0 PF	MMS	X7008 EP	33 09	1-1-	1.00	10,112.00	24.00-	215,992-	21,842-	4,854-		
EST DATE: 2019/07/01 EXP DATE: 9999/01/01															
5250099	001226540	101-05-00-00000	050 0 PF	MMS	X7008 EP	33 09	1-1-	1.00	10,112.00	24.00	242,688				
EST DATE: 2019/07/01 EXP DATE: 9999/01/01															
5250100	001226550	101-03-00-00000	050 0 PF	MMS	X7008 EP	33 09	1-1-	1.00	10,112.00	24.00-		97,075-	145,613-		
EST DATE: 2019/07/01 EXP DATE: 9999/01/01															
5250100	001226550	101-03-00-00000	050 0 PF	MMS	X7008 EP	33 09	1-1-	1.00	10,112.00	24.00	121,344	60,672	60,672		
EST DATE: 2019/07/01 EXP DATE: 9999/01/01															
5250101	001226560	101-04-01-00000	050 0 PF	MMS	X7008 EP	33 09	1-1-	1.00	10,112.00	24.00-			242,688-		
EST DATE: 2019/07/01 EXP DATE: 9999/01/01															
5250101	001226560	101-04-01-00000	050 0 PF	MMS	X7008 EP	33 09	1-1-	1.00	10,112.00	24.00	24,269	24,269	194,150		
EST DATE: 2019/07/01 EXP DATE: 9999/01/01															
5250103	001226580	101-02-02-00000	050 0 PF	MMS	X7008 IP	33X 09	1-1-	1.00	10,615.00	24.00-			254,760-		
EST DATE: 2019/07/01 EXP DATE: 9999/01/01															
5250103	001226580	101-02-02-00000	050 0 PF	MMS	X7008 IP	33X 09	1-1-	1.00	10,615.00	24.00	127,380	28,024	99,356		
EST DATE: 2019/07/01 EXP DATE: 9999/01/01															
5250104	001226590	101-02-04-00000	050 0 PF	MMS	X7006 AP	31X 09	1-1-	1.00	8,332.00	24.00-	19,997-		179,971-		
EST DATE: 2019/07/01 EXP DATE: 9999/01/01															
5250104	001226590	101-02-04-00000	050 0 PF	MMS	X7006 AP	31X 09	1-1-	1.00	8,332.00	24.00	97,984	21,997	79,987		
EST DATE: 2019/07/01 EXP DATE: 9999/01/01															

POSITION NUMBER	AUTH NO	ORG STRUC	PKG Y TYP	F POS	CLASS COMP	RNG P	S T POS CNT	FTE	BUDGET RATE	MOS	GF SAL	OF SAL	FF SAL	LF SAL	T R K
5250106	001226610	101-02-02-00000	050 0 PF	OAS C1487	IP 31	09	1- 09	1.00-	8,176.00	24.00-	9,811-		186,413-		
EST DATE: 2019/07/01 EXP DATE: 9999/01/01															
5250106	001226610	101-02-02-00000	050 0 PF	OAS C1487	IP 31	09	1 09	1.00	8,176.00	24.00			196,224		
EST DATE: 2019/07/01 EXP DATE: 9999/01/01															
5250108	001226670	101-03-00-00000	050 0 PF	OAS C2301	AP 33	08	1- 08	1.00-	8,358.00	24.00-		140,414-	60,178-		
EST DATE: 2019/07/01 EXP DATE: 9999/01/01															
5250108	001226670	101-03-00-00000	050 0 PF	OAS C2301	AP 33	08	1 08	1.00	8,358.00	24.00	30,089	170,503			
EST DATE: 2019/07/01 EXP DATE: 9999/01/01															
5250109	001226680	101-04-00-00000	050 0 PF	OAS C0862	AP 29	09	1- 09	1.00-	7,246.00	24.00-			173,904-		
EST DATE: 2019/07/01 EXP DATE: 9999/01/01															
5250109	001226680	101-04-00-00000	050 0 PF	OAS C0862	AP 29	09	1 09	1.00	7,246.00	24.00	17,390		156,514		
EST DATE: 2019/07/01 EXP DATE: 9999/01/01															
5250110	001226720	101-02-03-00000	050 0 PF	OAS C1243	AP 23	04	1- 04	1.00-	4,295.00	24.00-		13,400-	17,524-		
EST DATE: 2019/07/01 EXP DATE: 9999/01/01															
5250110	001226720	101-02-03-00000	050 0 PF	OAS C1243	AP 23	04	1 04	1.00	4,295.00	24.00	50,509	11,339	41,232		
EST DATE: 2019/07/01 EXP DATE: 9999/01/01															
5250111	001226730	101-02-02-00000	050 0 PF	OAS C1485	IP 28	09	1- 09	1.00-	6,902.00	24.00-			13,252-		
EST DATE: 2019/07/01 EXP DATE: 9999/01/01															
5250111	001226730	101-02-02-00000	050 0 PF	OAS C1485	IP 28	09	1 09	1.00	6,902.00	24.00	81,168	18,221	66,259		
EST DATE: 2019/07/01 EXP DATE: 9999/01/01															
5250112	001226740	101-02-05-00000	050 0 PF	OAS C0437	AP 27	04	1- 04	1.00-	5,189.00	24.00-			79,703-		
EST DATE: 2019/07/01 EXP DATE: 9999/01/01															
5250112	001226740	101-02-05-00000	050 0 PF	OAS C0437	AP 27	04	1 04	1.00	5,189.00	24.00	61,023	13,699	49,814		
EST DATE: 2019/07/01 EXP DATE: 9999/01/01															
5250116	001226780	101-02-04-00000	050 0 PF	OAS C0212	AP 19	07	1- 07	1.00-	4,096.00	24.00-			68,813-		
EST DATE: 2019/07/01 EXP DATE: 9999/01/01															
5250116	001226780	101-02-04-00000	050 0 PF	OAS C0212	AP 19	07	1 07	1.00	4,096.00	24.00	48,169	10,813	39,322		
EST DATE: 2019/07/01 EXP DATE: 9999/01/01															
5250117	001226790	101-04-00-00000	050 0 PF	OAS C0862	AP 29	09	1- 09	1.00-	7,246.00	24.00-			173,904-		
EST DATE: 2019/07/01 EXP DATE: 9999/01/01															
5250117	001226790	101-04-00-00000	050 0 PF	OAS C0862	AP 29	09	1 09	1.00	7,246.00	24.00	17,390		156,514		
EST DATE: 2019/07/01 EXP DATE: 9999/01/01															

POSITION NUMBER	AUTH NO	ORG STRUC	PKG Y	F POS	TYP	CLASS	COMP	RNG	P	S	T	POS	CNT	FTE	BUDGET RATE	MOS	GF SAL	OF SAL	FF SAL	LF SAL	T R K
5250119	001226810	101-02-01-00000	050	0	PF	MENNZ0119	AP	19	08	1-	1-	1.00-	4,666.00	24.00-	43,674-	22,397-	45,913-				
EST DATE: 2019/07/01 EXP DATE: 9999/01/01																					
5250119	001226810	101-02-01-00000	050	0	PF	MENNZ0119	AP	19	08	1-	1-	1.00	4,666.00	24.00	54,872	12,318	44,794				
EST DATE: 2019/07/01 EXP DATE: 9999/01/01																					
5250120	001226820	101-03-00-00000	050	0	PF	OAS C0107	AP	17	09	1-	1-	1.00-	4,096.00	24.00-	2,841-	18,943-	76,520-				
EST DATE: 2019/07/01 EXP DATE: 9999/01/01																					
5250120	001226820	101-03-00-00000	050	0	PF	OAS C0107	AP	17	09	1-	1-	1.00	4,096.00	24.00	9,830	9,830	88,474				
EST DATE: 2019/07/01 EXP DATE: 9999/01/01																					
5250121	001226830	101-05-00-00000	050	0	PF	OAS C0108	AP	20	09	1-	1-	1.00-	4,727.00	24.00-	108,910-	2,269-	2,269-				
EST DATE: 2019/07/01 EXP DATE: 9999/01/01																					
5250121	001226830	101-05-00-00000	050	0	PF	OAS C0108	AP	20	09	1-	1-	1.00	4,727.00	24.00	113,448						
EST DATE: 2019/07/01 EXP DATE: 9999/01/01																					
5250122	001226840	101-02-05-00000	050	0	PF	OAS C0872	AP	30	09	1-	1-	1.00-	7,600.00	24.00-	9,120-	173,280-					
EST DATE: 2019/07/01 EXP DATE: 9999/01/01																					
5250122	001226840	101-02-05-00000	050	0	PF	OAS C0872	AP	30	09	1-	1-	1.00	7,600.00	24.00	89,376	20,064	72,960				
EST DATE: 2019/07/01 EXP DATE: 9999/01/01																					
5250123	001226850	101-03-00-00000	050	0	PF	MENNZ0119	AP	33	09	1-	1-	1.00-	8,769.00	24.00-	126,274-	84,182-					
EST DATE: 2019/07/01 EXP DATE: 9999/01/01																					
5250123	001226850	101-03-00-00000	050	0	PF	OAS C2301	AP	33	09	1-	1-	1.00	8,769.00	24.00	168,365						
EST DATE: 2019/07/01 EXP DATE: 9999/01/01																					
5250124	001226860	101-02-02-00000	050	0	PF	OAS C1487	IP	31	05	1-	1-	1.00-	6,804.00	24.00-	8,165-	155,131-					
EST DATE: 2019/07/01 EXP DATE: 9999/01/01																					
5250124	001226860	101-02-02-00000	050	0	PF	OAS C1487	IP	31	05	1-	1-	1.00	6,804.00	24.00	80,015	17,963	65,318				
EST DATE: 2019/07/01 EXP DATE: 9999/01/01																					
5250125	001226870	101-02-04-00000	050	0	PF	OAS C1216	AP	23	03	1-	1-	1.00-	4,096.00	24.00-	29,491-	68,813-					
EST DATE: 2019/07/01 EXP DATE: 9999/01/01																					
5250125	001226870	101-02-04-00000	050	0	PF	OAS C1216	AP	23	03	1-	1-	1.00	4,096.00	24.00	48,169	10,813	39,322				
EST DATE: 2019/07/01 EXP DATE: 9999/01/01																					
5250126	001226880	101-02-04-00000	050	0	PF	OAS C1216	AP	23	09	1-	1-	1.00-	5,442.00	24.00-	130,608-						
EST DATE: 2019/07/01 EXP DATE: 9999/01/01																					
5250126	001226880	101-02-04-00000	050	0	PF	OAS C1216	AP	23	09	1-	1-	1.00	5,442.00	24.00	63,998	14,367	52,243				
EST DATE: 2019/07/01 EXP DATE: 9999/01/01																					

2019-21
PICS SYSTEM: BUDGET PREPARATION

DEPT. OF ADMIN. SVCS. -- PPDB PICS SYSTEM

01/15/19 REPORT NO.: PFDPLWSBUD
REPORT: DETAIL LISTING BY SUMMARY XREF AGENCY
AGENCY: 52500 HIGHER EDUCATION COORD COMM
SUMMARY XREF: 101-00-00 050 HECC Operations

POSITION NUMBER	AUTH NO	ORG STRUC	PKG Y	TYP	F POS	CLASS	COMP	RNG	P	S	T	POS	CNT	FTE	BUDGET RATE	MOS	GF SAL	OF SAL	FF SAL	LF SAL	T R K	
5250129	001226910	101-04-00-00000	050	0	PF	OAS	C0862	AP	29	09	1-	1.00-	24.00-	173,904-								
EST DATE: 2019/07/01 EXP DATE: 9999/01/01																						
5250129	001226910	101-04-00-00000	050	0	PF	OAS	C0862	AP	29	09	1	1.00	24.00	17,390	156,514							
EST DATE: 2019/07/01 EXP DATE: 9999/01/01																						
5250132	001226950	101-03-00-00000	050	0	PF	OAS	C0862	AP	29	05	1-	1.00-	24.00-	143,832-								
EST DATE: 2019/07/01 EXP DATE: 9999/01/01																						
5250132	001226950	101-03-00-00000	050	0	PF	OAS	C0862	AP	29	05	1	1.00	24.00	35,958	107,874							
EST DATE: 2019/07/01 EXP DATE: 9999/01/01																						
5250133	001226960	101-02-05-00000	050	0	PF	OAS	C0107	AP	17	02	1-	1.00-	24.00-	71,856-								
EST DATE: 2019/07/01 EXP DATE: 9999/01/01																						
5250133	001226960	101-02-05-00000	050	0	PF	OAS	C0107	AP	17	02	1	1.00	24.00	7,905	28,742							
EST DATE: 2019/07/01 EXP DATE: 9999/01/01																						
5250134	001226970	101-03-00-00000	050	0	PF	OAS	C2301	AP	33	06	1-	1.00-	24.00-	91,200-								
EST DATE: 2019/07/01 EXP DATE: 9999/01/01																						
5250134	001226970	101-03-00-00000	050	0	PF	OAS	C2301	AP	33	06	1	1.00	24.00	72,960	18,240							
EST DATE: 2019/07/01 EXP DATE: 9999/01/01																						
5250135	001226980	101-04-00-00000	050	0	PF	OAS	C0862	AP	29	02	1-	1.00-	24.00-	124,536-								
EST DATE: 2019/07/01 EXP DATE: 9999/01/01																						
5250135	001226980	101-04-00-00000	050	0	PF	OAS	C0862	AP	29	02	1	1.00	24.00	112,082								
EST DATE: 2019/07/01 EXP DATE: 9999/01/01																						
5250136	001226990	101-03-00-00000	050	0	PF	MMN	X0873	AP	32	07	1-	1.00-	24.00-	199,968-								
EST DATE: 2019/07/01 EXP DATE: 9999/01/01																						
5250136	001226990	101-03-00-00000	050	0	PF	MMN	X0873	AP	32	07	1	1.00	24.00	199,968								
EST DATE: 2019/07/01 EXP DATE: 9999/01/01																						
5250138	001227010	101-04-00-00000	050	0	PF	OAS	C0862	AP	29	09	1-	1.00-	24.00-	173,904-								
EST DATE: 2019/07/01 EXP DATE: 9999/01/01																						
5250138	001227010	101-04-00-00000	050	0	PF	OAS	C0862	AP	29	09	1	1.00	24.00	17,390	156,514							
EST DATE: 2019/07/01 EXP DATE: 9999/01/01																						
5250139	001227020	101-03-00-00000	050	0	PF	OAS	C0104	AP	15	04	1-	1.00-	24.00-	68,263-								
EST DATE: 2019/07/01 EXP DATE: 9999/01/01																						
5250139	001227020	101-03-00-00000	050	0	PF	OAS	C0104	AP	15	04	1	1.00	24.00	39,521	14,371							
EST DATE: 2019/07/01 EXP DATE: 9999/01/01																						

2019-21
PICS SYSTEM: BUDGET PREPARATION

DEPT. OF ADMIN. SVCS. -- PEDDB PICS SYSTEM

01/15/19 REPORT NO.: PPDPLWSBUD
REPORT: DETAIL LISTING BY SUMMARY XREF AGENCY
AGENCY: 52500 HIGHER EDUCATION COORD COMM
SUMMARY XREF: 101-00-00 050 HECC Operations

POSITION NUMBER	AUTH NO	ORG STRUC	PKG Y TYP	F POS	CLASS COMP	RNG P	S T POS CNT	FTE	BUDGET RATE	MOS	GF SAL	OF SAL	FF SAL	LF SAL	T R K
5250140	001227030	101-05-00-00000	050 0 PF	MMN X0873 AP	32 08	1-	1- 1.00-	1.00	8,740.00	24.00-	184,589-	23,073-	2,098-		
EST DATE: 2019/07/01 EXP DATE: 9999/01/01															
5250140	001227030	101-05-00-00000	050 0 PF	MMN X0873 AP	32 08	1	1.00	1.00	8,740.00	24.00	209,760				
EST DATE: 2019/07/01 EXP DATE: 9999/01/01															
5250141	001227040	101-04-00-00000	050 0 PF	MMN X0873 AP	32 08	1-	1- 1.00-	1.00	8,740.00	24.00-			209,760-		
EST DATE: 2019/07/01 EXP DATE: 9999/01/01															
5250141	001227040	101-04-00-00000	050 0 PF	MMN X0873 AP	32 08	1	1.00	1.00	8,740.00	24.00	20,976		188,784		
EST DATE: 2019/07/01 EXP DATE: 9999/01/01															
5250142	001227050	101-02-03-00000	050 0 PF	OAS C1245 AP	30 02	1-	1- 1.00-	1.00	5,442.00	24.00-	117,548-	7,836-	5,224-		
EST DATE: 2019/07/01 EXP DATE: 9999/01/01															
5250142	001227050	101-02-03-00000	050 0 PF	OAS C1245 AP	30 02	1	1.00	1.00	5,442.00	24.00	63,998	14,367	52,243		
EST DATE: 2019/07/01 EXP DATE: 9999/01/01															
5250143	001227060	101-04-00-00000	050 0 PF	OAS C0862 AP	29 09	1-	1- 1.00-	1.00	7,246.00	24.00-			173,904-		
EST DATE: 2019/07/01 EXP DATE: 9999/01/01															
5250143	001227060	101-04-00-00000	050 0 PF	OAS C0862 AP	29 09	1	1.00	1.00	7,246.00	24.00	17,390		156,514		
EST DATE: 2019/07/01 EXP DATE: 9999/01/01															
5250144	001227070	101-03-00-00000	050 0 PF	MENNZ0119 AP	19 02	1-	1- 1.00-	1.00	3,486.00	24.00-	41,832-	8,366-	33,466-		
EST DATE: 2019/07/01 EXP DATE: 9999/01/01															
5250144	001227070	101-03-00-00000	050 0 PF	MENNZ0119 AP	19 02	1	1.00	1.00	3,486.00	24.00	66,931	12,550	4,183		
EST DATE: 2019/07/01 EXP DATE: 9999/01/01															
5250145	001227080	101-02-04-00000	050 0 PF	OAS C1217 AP	27 07	1-	1- 1.00-	1.00	5,993.00	24.00-	14,383-		129,449-		
EST DATE: 2019/07/01 EXP DATE: 9999/01/01															
5250145	001227080	101-02-04-00000	050 0 PF	OAS C1217 AP	27 07	1	1.00	1.00	5,993.00	24.00	70,477	15,822	57,533		
EST DATE: 2019/07/01 EXP DATE: 9999/01/01															
5250148	001227110	101-02-02-00000	050 0 PF	OAS C1487 IP	31 09	1-	1- 1.00-	1.00	8,176.00	24.00-	166,791-	9,811-	19,622-		
EST DATE: 2019/07/01 EXP DATE: 9999/01/01															
5250148	001227110	101-02-02-00000	050 0 PF	OAS C1487 IP	31 09	1	1.00	1.00	8,176.00	24.00	96,149	21,585	78,490		
EST DATE: 2019/07/01 EXP DATE: 9999/01/01															
5250154	001255070	101-03-00-00000	050 0 PF	OAS C0108 AP	20 06	1-	1- 1.00-	1.00	4,096.00	24.00-	98,304-				
EST DATE: 2019/07/01 EXP DATE: 9999/01/01															
5250154	001255070	101-03-00-00000	050 0 PF	OAS C0108 AP	20 06	1	1.00	1.00	4,096.00	24.00			98,304		
EST DATE: 2019/07/01 EXP DATE: 9999/01/01															

POSITION NUMBER	AUTH NO	ORG STRUC	PKG Y TYP	F POS	CLASS COMP	RNG P	S T POS CNT	FTE	BUDGET RATE	MOS	GF SAL	OF SAL	FF SAL	LF SAL	T R K	
5250198	001316790	101-04-06-00000	050 0 PF	MMS X7006 AP	31X 02	1-	1-	1.00	5,937.00	24.00-	28,498		142,488-			
EST DATE: 2019/07/01 EXP DATE: 9999/01/01																
5250198	001316790	101-04-06-00000	050 0 PF	MMS X7006 AP	31X 02	1	1	1.00	5,937.00	24.00	28,498		113,990			
EST DATE: 2019/07/01 EXP DATE: 9999/01/01																
5250199	001316800	101-04-06-00000	050 0 PF	OAS C0861 AP	27 02	1-	1-	1.00	4,727.00	24.00-	56,724-		56,724-			
EST DATE: 2019/07/01 EXP DATE: 9999/01/01																
5250199	001316800	101-04-06-00000	050 0 PF	OAS C0861 AP	27 02	1	1	1.00	4,727.00	24.00	22,690		90,758			
EST DATE: 2019/07/01 EXP DATE: 9999/01/01																
5250200	001316810	101-04-06-00000	050 0 PF	OAS C0107 AP	17 02	1-	1-	1.00	2,994.00	24.00-	35,928-		35,928-			
EST DATE: 2019/07/01 EXP DATE: 9999/01/01																
5250200	001316810	101-04-06-00000	050 0 PF	OAS C0107 AP	17 02	1	1	1.00	2,994.00	24.00	14,371		57,485			
EST DATE: 2019/07/01 EXP DATE: 9999/01/01																
5250422	001317060	101-04-06-00000	050 0 PP	B Y7500 AE	00 00			.00	0.00	.00			7,200-		B	
EST DATE: 2019/07/01 EXP DATE: 9999/01/01																
5250422	001317060	101-04-06-00000	050 0 PP	B Y7500 AE	00 00			.00	0.00	.00	7,200				B	
EST DATE: 2019/07/01 EXP DATE: 9999/01/01																
050																
											86,976	217,844	304,820-			

ESSENTIAL AND POLICY PACKAGE FISCAL IMPACT SUMMARY

Higher Education Coordinating Commission
 Pkg: 060 - Technical Adjustments

Cross Reference Name: HECC Operations
 Cross Reference Number: 52500-101-00-00-00000

Description	General Fund	Lottery Funds	Other Funds	Federal Funds	Nonlimited Other Funds	Nonlimited Federal Funds	All Funds
Revenues							
General Fund Appropriation	(442,036)	-	-	-	-	-	(442,036)
Federal Funds	-	-	-	(883,197)	-	-	(883,197)
Total Revenues	(\$442,036)	-	-	(\$883,197)	-	-	(\$1,325,233)
Personal Services							
Class/Uncl. Sal. and Per Diem	82,439	-	(176,916)	194,956	-	-	100,479
Empl. Rel. Bd. Assessments	42	-	(103)	61	-	-	-
Public Employees' Retire Cont	13,989	-	(30,023)	33,085	-	-	17,051
Social Security Taxes	6,307	-	(13,534)	14,914	-	-	7,687
Worker's Comp. Assess. (WCD)	39	-	(97)	57	-	-	(1)
Flexible Benefits	24,277	-	(59,461)	35,184	-	-	-
Reconciliation Adjustment	(15,002)	-	3,237	11,765	-	-	-
Total Personal Services	\$112,091	-	(\$276,897)	\$290,022	-	-	\$125,216

Services & Supplies							
Instate Travel	(5,000)	-	-	-	-	-	(5,000)
Out of State Travel	29,064	-	-	-	-	-	29,064
Publicity and Publications	(14,064)	-	-	-	-	-	(14,064)
Professional Services	-	-	(14)	(3,521)	-	-	(3,535)
Attorney General	-	-	14	-	-	-	14
Facilities Rental and Taxes	-	-	-	-	-	-	-
Other Services and Supplies	-	-	-	3,521	-	-	3,521

Agency Request _____ Governor's Budget _____ Legislatively Adopted _____
 2019-21 Biennium Page _____ Essential and Policy Package Fiscal Impact Summary - BPR013

ESSENTIAL AND POLICY PACKAGE FISCAL IMPACT SUMMARY

Higher Education Coordinating Commission
 Pkg: 060 - Technical Adjustments

Cross Reference Name: HECC Operations
 Cross Reference Number: 52500-101-00-00-00000

Description	General Fund	Lottery Funds	Other Funds	Federal Funds	Nonlimited Other Funds	Nonlimited Federal Funds	All Funds
Services & Supplies							
IT Expendable Property	(10,000)	-	-	-	-	-	(10,000)
Total Services & Supplies	-	-	-	-	-	-	-
Special Payments							
Dist to Counties	-	-	(67,610)	-	-	-	(67,610)
Dist to Other Gov Unit	-	-	(100,325)	(916,072)	-	-	(1,016,397)
Dist to Non-Gov Units	-	-	(1,000,649)	(257,147)	-	-	(1,257,796)
Dist to Local School Districts	(554,127)	-	(795,520)	-	-	-	(1,349,647)
Dist to Comm College Districts	-	-	(35,112)	-	-	-	(35,112)
Spc Pmt to OEIB	-	-	-	-	-	-	-
Total Special Payments	(\$554,127)	-	(\$1,999,216)	(\$1,173,219)	-	-	(\$3,726,562)
Total Expenditures							
Total Expenditures	(442,036)	-	(2,276,113)	(883,197)	-	-	(3,601,346)
Total Expenditures	(\$442,036)	-	(\$2,276,113)	(\$883,197)	-	-	(\$3,601,346)
Ending Balance							
Ending Balance	-	-	2,276,113	-	-	-	2,276,113
Total Ending Balance	-	-	\$2,276,113	-	-	-	\$2,276,113
Total Positions							
Total Positions	-	-	-	-	-	-	-
Total Positions	-	-	-	-	-	-	-

Agency Request _____ Governor's Budget _____ Page _____ Legislatively Adopted _____
 2019-21 Biennium _____ Essential and Policy Package Fiscal Impact Summary - BPR013

ESSENTIAL AND POLICY PACKAGE FISCAL IMPACT SUMMARY

Higher Education Coordinating Commission
 Pkg: 060 - Technical Adjustments

Cross Reference Name: HECC Operations
 Cross Reference Number: 52500-101-00-00-00000

<i>Description</i>	General Fund	Lottery Funds	Other Funds	Federal Funds	Nonlimited Other Funds	Nonlimited Federal Funds	All Funds
Total FTE							0.75
Total FTE	-	-	-	-	-	-	0.75

PKG CLASS COMP	DESCRIPTION	POS CNT	FTE	MOS	AVERAGE RATE	GF SAL	OF SAL	FF SAL	LF SAL	AF SAL
060 MMS X7006 AP	PRINCIPAL EXECUTIVE/MANAGER D		.00	.00	8,332.00	39,994	159,974-	119,980		
060 OAS C0103 AP	OFFICE SPECIALIST 1		.00	.00	3,264.00					
060 OAS C0107 AP	ADMINISTRATIVE SPECIALIST 1		.00	.00	3,130.00	37,560	37,560-			
060 OAS C0873 AP	OPERATIONS & POLICY ANALYST 4		.54	13.00	5,993.00	77,909				77,909
060 OAS C1117 AP	RESEARCH ANALYST 3		.21	5.00	4,514.00	22,570				22,570
060 OAS C1487 IP	INFO SYSTEMS SPECIALIST 7		.00	.00	7,810.00	95,594-	20,618	74,976		
060			.75	18.00	5,443.75	82,439	176,916-	194,956		100,479

POSITION NUMBER	AUTH NO	ORG STRUC	PKG Y	F POS	TYP	CLASS	COMP	RNG	P	S	T	POS	CNT	FTE	BUDGET RATE	MOS	GF SAL	OF SAL	FF SAL	LF SAL	T R K
5250047	001255000	101-02-02-00000	060	0	PF	OAS	C1487	IP	31	08	1-	1-	1.00-	7,810.00	24.00-	187,440-					
EST DATE: 2019/07/01 EXP DATE: 9999/01/01																					
5250047	001255000	101-02-05-00000	060	0	PF	OAS	C1487	IP	31	08	1-	1-	1.00	7,810.00	24.00	91,846	20,618	74,976			
EST DATE: 2019/07/01 EXP DATE: 9999/01/01																					
5250070	001244630	101-06-05-00000	060	0	PP	OAS	C0107	AP	17	03	1-	1-	.50-	3,130.00	12.00-	37,560	37,560-				
EST DATE: 2019/07/01 EXP DATE: 9999/01/01																					
5250070	001244630	101-06-01-00000	060	0	PP	OAS	C0107	AP	17	03	1-	1-	.50	3,130.00	12.00	37,560					
EST DATE: 2019/07/01 EXP DATE: 9999/01/01																					
5250093	001244820	101-06-05-00000	060	0	PP	OAS	C0103	AP	12	09	1-	1-	.50-	3,264.00	12.00-	39,168-					
EST DATE: 2019/07/01 EXP DATE: 9999/01/01																					
5250093	001244820	101-06-01-00000	060	0	PP	OAS	C0103	AP	12	09	1-	1-	.50	3,264.00	12.00	39,168					
EST DATE: 2019/07/01 EXP DATE: 9999/01/01																					
5250102	001226570	101-04-07-00000	060	0	PF	MMS	X7006	AP	31X	09	1-	1-	1.00-	8,332.00	24.00-	159,974-	159,974-	39,994-			
EST DATE: 2019/07/01 EXP DATE: 9999/01/01																					
5250102	001226570	101-04-01-00000	060	0	PF	MMS	X7006	AP	31X	09	1-	1-	1.00	8,332.00	24.00	39,994					
EST DATE: 2019/07/01 EXP DATE: 9999/01/01																					
5250192	001316760	101-05-01-00000	060	0	PP	OAS	C0873	AP	32	02	1-	1-	.13-	5,993.00	3.00-	17,979-					
EST DATE: 2019/07/01 EXP DATE: 9999/01/01																					
5250192	001316760	101-05-01-00000	060	0	PP	OAS	C0873	AP	32	02	1-	1-	.25	5,993.00	6.00	35,958					
EST DATE: 2019/07/01 EXP DATE: 9999/01/01																					
5250193	001316770	101-05-01-00000	060	0	PP	OAS	C1117	AP	26	02	1-	1-	.50-	4,514.00	12.00-	54,168-					
EST DATE: 2019/07/01 EXP DATE: 9999/01/01																					
5250193	001316770	101-05-01-00000	060	0	PF	OAS	C1117	AP	26	02	1-	1-	.50	4,514.00	12.00	54,168					
EST DATE: 2019/07/01 EXP DATE: 9999/01/01																					
5250193	001316770	101-06-03-00000	060	0	PP	OAS	C1117	AP	26	02	1-	1-	.29-	4,514.00	7.00-	31,598-					
EST DATE: 2019/07/01 EXP DATE: 9999/01/01																					
5250193	001316770	101-06-03-00000	060	0	PF	OAS	C1117	AP	26	02	1-	1-	.50	4,514.00	12.00	54,168					
EST DATE: 2019/07/01 EXP DATE: 9999/01/01																					
5250195	001316780	101-05-01-00000	060	0	PP	OAS	C0873	AP	32	02	1-	1-	.58-	5,993.00	14.00-	83,902-					
EST DATE: 2019/07/01 EXP DATE: 9999/01/01																					
5250195	001316780	101-06-03-00000	060	0	PF	OAS	C0873	AP	32	02	1-	1-	1.00	5,993.00	24.00	143,832					
EST DATE: 2019/07/01 EXP DATE: 9999/01/01																					

POSITION NUMBER	AUTH NO	ORG STRUC	PKG Y TYP	F POS	CLASS COMP	RNG P	S T	POS CNT	FTE	BUDGET RATE	MOS	GF SAL	OF SAL	FF SAL	LF SAL	T R K
			060						.75		18.00	82,439	176,916-	194,956		

ESSENTIAL AND POLICY PACKAGE FISCAL IMPACT SUMMARY

Higher Education Coordinating Commission
 Pkg: 070 - Revenue Shortfalls

Cross Reference Name: HECC Operations
 Cross Reference Number: 52500-101-00-00-00000

Description	General Fund	Lottery Funds	Other Funds	Federal Funds	Nonlimited Other Funds	Nonlimited Federal Funds	All Funds
Revenues							
Federal Funds	-	-	-	(445,523)	-	-	(445,523)
Total Revenues	-	-	-	(\$445,523)	-	-	(\$445,523)
Personal Services							
Class/Uncl. Sal. and Per Diem	-	-	-	(227,232)	-	-	(227,232)
Empl. Rel. Bd. Assessments	-	-	-	(122)	-	-	(122)
Public Employees' Retire Cont	-	-	-	(38,561)	-	-	(38,561)
Social Security Taxes	-	-	-	(17,384)	-	-	(17,384)
Worker's Comp. Assess. (WCD)	-	-	-	(116)	-	-	(116)
Mass Transit Tax	-	-	(1,072)	-	-	-	(1,072)
Flexible Benefits	-	-	-	(70,368)	-	-	(70,368)
Reconciliation Adjustment	-	-	1,072	(12,838)	-	-	(11,766)
Total Personal Services	-	-	-	(\$366,621)	-	-	(\$366,621)
Services & Supplies							
Instate Travel	-	-	(1,478)	(302)	-	-	(1,780)
Employee Training	-	-	(7,664)	(3,039)	-	-	(10,703)
Office Expenses	-	-	(4,378)	(4,559)	-	-	(8,937)
Telecommunications	-	-	(3,284)	(4,559)	-	-	(7,843)
State Gov. Service Charges	-	-	-	(5,044)	-	-	(5,044)
Data Processing	-	-	(1,424)	-	-	-	(1,424)
Publicity and Publications	-	-	(1,094)	(381)	-	-	(1,475)
Attorney General	-	-	-	(1,561)	-	-	(1,561)
Employee Recruitment and Develop	-	-	(876)	(634)	-	-	(1,510)

ESSENTIAL AND POLICY PACKAGE FISCAL IMPACT SUMMARY

Higher Education Coordinating Commission
 Pkg: 070 - Revenue Shortfalls

Cross Reference Name: HECC Operations
 Cross Reference Number: 52500-101-00-00-00000

Description	General Fund	Lottery Funds	Other Funds	Federal Funds	Nonlimited Other Funds	Nonlimited Federal Funds	All Funds
Services & Supplies							
Dues and Subscriptions	-	-	(1,094)	(406)	-	-	(1,500)
Facilities Rental and Taxes	-	-	-	(15,674)	-	-	(15,674)
Agency Program Related S and S	-	-	27,642	(28,877)	-	-	(1,235)
Other Services and Supplies	-	-	(1,094)	(187)	-	-	(1,281)
Expendable Prop 250 - 5000	-	-	(5,256)	(13,679)	-	-	(18,935)
Total Services & Supplies	-	-	-	(\$78,902)	-	-	(\$78,902)
Total Expenditures							
Total Expenditures	-	-	-	(445,523)	-	-	(445,523)
Total Expenditures	-	-	-	(\$445,523)	-	-	(\$445,523)
Ending Balance							
Ending Balance	-	-	-	-	-	-	-
Total Ending Balance	-	-	-	-	-	-	-
Total Positions							
Total Positions	-	-	-	-	-	-	(2)
Total Positions	-	-	-	-	-	-	(2)
Total FTE							
Total FTE	-	-	-	-	-	-	(2.00)
Total FTE	-	-	-	-	-	-	(2.00)

Agency Request _____ Governor's Budget _____ Legislatively Adopted _____
 2019-21 Biennium Page _____ Essential and Policy Package Fiscal Impact Summary - BPR013

DEPT. OF ADMIN. SVCS. -- PPDB PICS SYSTEM

01/15/19 REPORT NO.: PPDPLBUDCL
 REPORT: SUMMARY LIST BY PKG BY SUMMARY XREF
 AGENCY:52500 HIGHER EDUCATION COORD COMM
 SUMMARY XREF:101-00-00 070 HECC Operations

2019-21
 PICS SYSTEM: BUDGET PREPARATION

PKG	CLASS	COMP	DESCRIPTION	POS CNT	FTE	MOS	AVERAGE RATE	GF SAL	OF SAL	FF SAL	LF SAL	AF SAL
070	OAS	C2300	AP EDUCATION PROGRAM SPECIALIST 1	1-	1.00-	24.00-	7,600.00			182,400-		182,400-
070	UA	C0104	AP OFFICE SPECIALIST 2	1-	.50-	12.00-	3,736.00			44,832-		44,832-
070				2-	1.50-	36.00-	5,668.00			227,232-		227,232-

POSITION NUMBER	AUTH NO	ORG STRUC	PKG Y TYP	F POS	CLASS COMP	RNG P	S T POS CNT	FTE	BUDGET RATE	MOS	GF SAL	OF SAL	FF SAL	LF SAL	T R K
5250009	001221660	101-06-04-00000	070 0 PF	OAS	C2300 AP	30 09	1- 1- 1.00-	1.00-	7,600.00	24.00-			182,400-		
EST DATE: 2019/07/01 EXP DATE: 9999/01/01															
5250012	001221690	101-06-04-00000	070 0 PP	UA	C0104 AP	15 09	1- .50-	.50-	3,736.00	12.00-			44,832-		
EST DATE: 2019/07/01 EXP DATE: 9999/01/01															
070															
2- 1.50- 36.00- 227,232-															

HECC OPERATIONS

ANALYST ADJUSTMENTS

POLICY OPTION PACKAGE #090

Analyst Adjustments

Agency Request Budget: None
Governor's Budget: 9,833,917 | -1POS, -0.50 FTE

PURPOSE

1. This package increase the vacancy savings to five percent of personal services (salaries & wages), which is a \$316,917 General Fund reduction. It also eliminates the 3.8 percent inflation that was allowed on certain Services and Supplies accounts, which is a \$203,150 General Fund reduction.
2. The package modifies the following positions
 - Restores two positions:
 - 1POS | 0.83 FTE Program Analyst 3 (OAS C0862 AP | #5250191 | 101-04-02) Workforce General Funds Program
 - 1POS | 0.83 FTE Fiscal Analyst 3 (UA C1245 AP | #5250020 | 101-08-02 Postsecondary Financial and Capital Management program
 - Adds one new position:
 - 1POS | 0.83 FTE Principle Executive Manager E (MMS X7008 AP | #5250245 | 101-04-00) Workforce program
 - Elimination of position
 - 1POS | 0.40 FTE Accountant 2 (OAS C1216 AP | #5250059 | 101-06-03) Office of Student Access and Completion (OSAC) Public Programs unit
3. The package is also modified the receipt of \$9.0 million from the Department of Education for expenditures related to the Education Advancement Council (101-00)
4. The package is also modified to add the Costs of Issuance for certain projects to be funded through Lottery Bonds and General Obligation Bonds. The projects are (101-02):
 - UO: Shake Alert & Alert Wildfire Seismic Station and Installation \$255,000 Other Funds (XI-Q bonds)
 - BMCC: Facility for Agricultural Resource Management \$127,921 Other Funds (new Lottery Bond issuance)
 - BMCC: Facility for Agricultural Resource Management \$105,000 Other Funds (reauthorize XI-G)

HECC OPERATIONS

ANALYST ADJUSTMENTS

- CCC: Marine Science center Renovation & Expansion \$123,006 Other Funds (reauthorize XI-G)
- LCC: Health Care Village Facility \$125,000 Other Funds (reauthorize XI-G)
- MHCC: Maywood Park Center \$125,000 Other Funds (reauthorize XI-G)
- OCCC: Workforce Education & Resiliency Center \$125,000 Other Funds (reauthorize XI-G)
- SOCC: Dellwood Hall Remodel & Expansion \$50,003 Other Funds (reauthorize XI-G)
- UCC: Industrial Technology Building \$125,000 Other Funds (reauthorize XI-G)

REVENUE SOURCE

General Fund	(\$327,013)
Other Fund	\$10,160,930
Total Funds	9,833,917

ESSENTIAL AND POLICY PACKAGE FISCAL IMPACT SUMMARY

Higher Education Coordinating Commission
 Pkg: 090 - Analyst Adjustments

Cross Reference Name: HECC Operations
 Cross Reference Number: 52500-101-00-00-00000

Description	General Fund	Lottery Funds	Other Funds	Federal Funds	Nonlimited Other Funds	Nonlimited Federal Funds	All Funds
Revenues							
General Fund Appropriation	(327,013)	-	-	-	-	-	(327,013)
General Fund Obligation Bonds	-	-	1,033,009	-	-	-	1,033,009
Lottery Bonds	-	-	127,921	-	-	-	127,921
Tsfr From Education, Dept of	-	-	9,000,000	-	-	-	9,000,000
Total Revenues	(\$327,013)	-	\$10,160,930	-	-	-	\$9,833,917
Personal Services							
Class/Uncl. Sal. and Per Diem	120,652	-	-	-	-	-	120,652
Emp. Rel. Bd. Assessments	(10)	-	-	-	-	-	(10)
Public Employees' Retire Cont	20,475	-	-	-	-	-	20,475
Social Security Taxes	9,230	-	-	-	-	-	9,230
Worker's Comp. Assess. (WCD)	(9)	-	-	-	-	-	(9)
Flexible Benefits	29,320	-	-	-	-	-	29,320
Vacancy Savings	(135,863)	-	-	-	-	-	(135,863)
Reconciliation Adjustment	(179,658)	-	-	-	-	-	(179,658)
Total Personal Services	(\$135,863)	-	-	-	-	-	(\$135,863)
Services & Supplies							
Other Services and Supplies	(191,150)	-	1,160,930	-	-	-	969,780
Total Services & Supplies	(\$191,150)	-	\$1,160,930	-	-	-	\$969,780

ESSENTIAL AND POLICY PACKAGE FISCAL IMPACT SUMMARY

Higher Education Coordinating Commission
 Pkg: 090 - Analyst Adjustments

Cross Reference Name: HECC Operations
 Cross Reference Number: 52500-101-00-00-00000

Description	General Fund	Lottery Funds	Other Funds	Federal Funds	Nonlimited Other Funds	Nonlimited Federal Funds	All Funds
Special Payments							
Other Special Payments	-	-	9,000,000	-	-	-	9,000,000
Total Special Payments	-	-	\$9,000,000	-	-	-	\$9,000,000
Total Expenditures							
Total Expenditures	(327,013)	-	10,160,930	-	-	-	9,833,917
Total Expenditures	(\$327,013)	-	\$10,160,930	-	-	-	\$9,833,917
Ending Balance							
Ending Balance	-	-	-	-	-	-	-
Total Ending Balance	-	-	-	-	-	-	-
Total Positions							
Total Positions	-	-	-	-	-	-	(1)
Total Positions	-	-	-	-	-	-	(1)
Total FTE							
Total FTE	-	-	-	-	-	-	(0.50)
Total FTE	-	-	-	-	-	-	(0.50)

PKG	CLASS	COMP	DESCRIPTION	POS CNT	FTE	MOS	AVERAGE RATE	GF SAL	OF SAL	FF SAL	LF SAL	AF SAL
090	MMS	X7008	AP PRINCIPAL EXECUTIVE/MANAGER E	1	.83	20.00	7,208.00	144,160				144,160
090	OAS	C1216	AP ACCOUNTANT 2	1-	.25-	6.00-	3,918.00	23,508-				23,508-
090					.58	14.00	5,563.00	120,652				120,652

POSITION NUMBER	AUTH NO	ORG STRUC	PKG Y TYP	F POS	CLASS COMP	RNG P	S T POS CNT	FTE	BUDGET RATE	MOS	GF SAL	OF SAL	FF SAL	LF SAL	T R K	
5250059	001260250	101-06-03-00000	090 0 PP	OAS C1216 AP	23 02	1-	1-	.25-	3,918.00	6.00-	23,508-					
EST DATE: 2019/07/01 EXP DATE: 9999/01/01																
5250245	001364480	101-04-00-00000	090 0 PF	MMS X7008 AP	33X 04	1	1	.83	7,208.00	20.00	144,160					
EST DATE: 2019/11/01 EXP DATE: 9999/01/01																
090																
											14.00	120,652				

HECC OPERATIONS
STATEWIDE ADJUSTMENT DAS CHARGES

POLICY OPTION PACKAGE #091
Statewide Adjustment DAS Charges

Agency Request Budget: None
Governor's Budget: (\$77,679)

PURPOSE

This package represents changes to State Government Service Charges and DAS pricelist charges for services made for the Governor's Budget.

HOW ACHIEVED

Department of Administrative Services reduced this package at Governor's Budget.

REVENUE SOURCE

General Fund	(\$24,732)
Other Fund	(\$12,053)
Federal Funds	(\$40,894)
Total Funds	(\$77,679)

ESSENTIAL AND POLICY PACKAGE FISCAL IMPACT SUMMARY

Higher Education Coordinating Commission
 Pkg: 091 - Statewide Adjustment DAS Chgs

Cross Reference Name: HECC Operations
 Cross Reference Number: 52500-101-00-00-00000

Description	General Fund	Lottery Funds	Other Funds	Federal Funds	Nonlimited Other Funds	Nonlimited Federal Funds	All Funds
Revenues							
General Fund Appropriation	(24,732)	-	-	-	-	-	(24,732)
Other Revenues	-	-	(12,053)	-	-	-	(12,053)
Federal Funds	-	-	-	(40,894)	-	-	(40,894)
Total Revenues	(\$24,732)	-	(\$12,053)	(\$40,894)	-	-	(\$77,679)
Services & Supplies							
State Gov. Service Charges	32,596	-	11,662	18,413	-	-	62,671
Other Services and Supplies	(57,328)	-	(23,715)	(59,307)	-	-	(140,350)
Total Services & Supplies	(\$24,732)	-	(\$12,053)	(\$40,894)	-	-	(\$77,679)
Total Expenditures							
Total Expenditures	(24,732)	-	(12,053)	(40,894)	-	-	(77,679)
Total Expenditures	(\$24,732)	-	(\$12,053)	(\$40,894)	-	-	(\$77,679)
Ending Balance							
Ending Balance	-	-	-	-	-	-	-
Total Ending Balance	-	-	-	-	-	-	-

HECC OPERATIONS
STATEWIDE ATTORNEY GENERAL ADJUSTMENT

POLICY OPTION PACKAGE #092
Statewide Attorney General Adjustment

Agency Request Budget: None
Governor's Budget: (\$9,696) | oPOS, 0.00 FTE

PURPOSE

This package reduces Attorney General rate by 5.95 percent to reflect changes in the Governor's Budget

HOW ACHIEVED

Department of Administrative Services reduced this package at Governor's Budget.

REVENUE SOURCE

General Fund	(\$5,953)
Other Fund	(\$1,979)
Federal Funds	(\$1,764)
Total Funds	(\$9,696)

ESSENTIAL AND POLICY PACKAGE FISCAL IMPACT SUMMARY

Higher Education Coordinating Commission
 Pkg: 092 - Statewide AG Adjustment

Cross Reference Name: HECC Operations
 Cross Reference Number: 52500-101-00-00-00000

Description	General Fund	Lottery Funds	Other Funds	Federal Funds	Nonlimited Other Funds	Nonlimited Federal Funds	All Funds
Revenues							
General Fund Appropriation	(5,953)	-	-	-	-	-	(5,953)
Other Revenues	-	-	(1,979)	-	-	-	(1,979)
Federal Funds	-	-	-	(1,764)	-	-	(1,764)
Total Revenues	(\$5,953)	-	(\$1,979)	(\$1,764)	-	-	(\$9,696)
Services & Supplies							
Attorney General	(5,953)	-	(1,979)	(1,764)	-	-	(9,696)
Total Services & Supplies	(\$5,953)	-	(\$1,979)	(\$1,764)	-	-	(\$9,696)
Total Expenditures							
Total Expenditures	(5,953)	-	(1,979)	(1,764)	-	-	(9,696)
Total Expenditures	(\$5,953)	-	(\$1,979)	(\$1,764)	-	-	(\$9,696)
Ending Balance							
Ending Balance	-	-	-	-	-	-	-
Total Ending Balance	-	-	-	-	-	-	-

HECC OPERATIONS

PROCUREMENT AND CONTRACTING STAFF

POLICY OPTION PACKAGE #101

Procurement and Contracting Staff

Agency Request Budget: \$395,681 | 2POS, 2.00 FTE

Governor's Budget: \$333,627 | 2POS, 1.66 FTE

PURPOSE

In 2017-19, the HECC's budget totaled approximately \$2.9 billion. Approximately \$2 billion of these funds were General Fund, and \$1.7 billion was expected to be distributed to public universities and community colleges in an efficient and effective manner.

In December 2017, the Oregon Secretary of State Audits Division issued an Audit Report entitled *Higher Education Coordinating Commission Needs to Address Weaknesses in Procurement Practices*. One of the report's recommendations was that HECC "assess current and ongoing procurement needs and make adjustments to procurement resources as needed" in order to address multiple deficiencies in the HECC's procurement and contracting processes, including the following key findings:

- 486 (or 65%) of the HECC's 748 open contracts and agreements totaling \$117 million were executed after their effective date;
- 53 contracts (or 7%) were considered backlogged;
- The HECC lacks clearly defined procurement roles and responsibilities;
- The HECC offers insufficient training on procurement issues; and,
- The HECC's current practices are noncompliant with state procurement laws and rules, exposing the agency to legal, security, and public perception risks.

In a recent follow up to this audit issued in August 2018, the Secretary of State recognized that the HECC had made significant progress in implementing a governance structure that defined procurement roles and responsibilities and had successfully aligned its practices with state procurement laws and rules. However, it noted that due to continued lack of staffing resources there was still a large backlog (48 agreements are currently designated as backlogged), 6% of subsequent contracts were executed after the effective date, and agency-specific procurement training had only occurred in 2 out of 8 of the HECC's offices.

HECC OPERATIONS

PROCUREMENT AND CONTRACTING STAFF

Lack of adequate staffing has made it difficult to address these ongoing issues and the workload demands placed on the unit. Typically state agencies have approximately 1 procurement and contracting specialist per 100 open contracts. The HECC has over 700 open agreements and only has permanent budget for one Operations and Policy Analyst 3 and one Procurement and Contracting Specialist 2. This is the same amount of resources that the Department of Community Colleges and Workforce Development, today just one of several procurement-dependent offices within the HECC, possessed when it was a stand-alone agency.

HOW ACHIEVED

The HECC agency currently has 2 positions dedicated to contracting/procurement and is responsible for managing over 700 open contracts and agreements at any given time. Standard workload is about 100 contracts/agreements per procurement professional. The lack of adequate staffing results in significant delays in the agency's ability to execute contracts and disburse funds and contributes to increased risk of liability and public distrust. The addition of two new staff will result in better customer service and a more reasonable workload and less turnover among the staff.

STAFFING IMPACT

IPOS | 0.83 FTE Procurement and Contracting Specialist 2 (OAS C0437 AP | #5250205 | 101-02-05)
IPOS | 0.83 FTE Procurement and Contracting Specialist 3 (OAS C0438 AP | #5250204 | 101-02-05)

QUANTIFYING RESULTS

Funding of this package will result in reduction/elimination of contract and agreement backlog (goal would be to move from 48 backlogged agreements to 0), elimination of instance of contracts being executed after their effective date (goal would be to move from 45 to 0), and a dramatic decrease in the amount of time it takes from procurement request to contract execution. A baseline will need to be established to effectively measure the difference in time it takes. It will also allow the unit to deliver training to the remaining six offices that have not received agency-specific training to date.

REVENUE SOURCE

General Fund \$163,478

2019-2021 Biennium

Governor's Budget

HECC OPERATIONS
PROCUREMENT AND CONTRACTING STAFF

Other Fund	\$36,698
<u>Federal Funds</u>	<u>\$133,451</u>
Total Funds	\$333,627

ESSENTIAL AND POLICY PACKAGE FISCAL IMPACT SUMMARY

Higher Education Coordinating Commission
 Pkg: 101 - Procurement Staff

Cross Reference Name: HECC Operations
 Cross Reference Number: 52500-101-00-00-00000

Description	General Fund	Lottery Funds	Other Funds	Federal Funds	Nonlimited Other Funds	Nonlimited Federal Funds	All Funds
Revenues							
General Fund Appropriation	163,478	-	-	-	-	-	163,478
Other Revenues	-	-	36,698	-	-	-	36,698
Federal Funds	-	-	-	133,451	-	-	133,451
Total Revenues	\$163,478	-	\$36,698	\$133,451	-	-	\$333,627
Personal Services							
Class/Unclass Sal. and Per Diem	97,177	-	21,815	79,328	-	-	198,320
Empl. Rel. Bd. Assessments	50	-	12	40	-	-	102
Public Employees' Retire Cont	16,490	-	3,703	13,461	-	-	33,654
Social Security Taxes	7,433	-	1,669	6,069	-	-	15,171
Worker's Comp. Assess. (WCD)	48	-	10	40	-	-	98
Mass Transit Tax	583	-	131	-	-	-	714
Flexible Benefits	28,734	-	6,450	23,456	-	-	58,640
Reconciliation Adjustment	(581)	-	(132)	(1)	-	-	(714)
Total Personal Services	\$149,934	-	\$33,658	\$122,393	-	-	\$305,985
Services & Supplies							
Instate Travel	724	-	163	591	-	-	1,478
Employee Training	3,755	-	843	3,066	-	-	7,664
Office Expenses	2,145	-	482	1,751	-	-	4,378
Telecommunications	1,609	-	361	1,314	-	-	3,284
Data Processing	697	-	157	570	-	-	1,424
Publicity and Publications	536	-	120	438	-	-	1,094
Employee Recruitment and Develop	430	-	96	350	-	-	876

Agency Request _____ Governor's Budget _____ Legislatively Adopted _____
 2019-21 Biennium _____ Page _____ Essential and Policy Package Fiscal Impact Summary - BPR013

ESSENTIAL AND POLICY PACKAGE FISCAL IMPACT SUMMARY

Higher Education Coordinating Commission
 Pkg: 101 - Procurement Staff

Cross Reference Name: HECC Operations
 Cross Reference Number: 52500-101-00-00-000000

Description	General Fund	Lottery Funds	Other Funds	Federal Funds	Nonlimited Other Funds	Nonlimited Federal Funds	All Funds
Services & Supplies							
Dues and Subscriptions	536	-	120	438	-	-	1,094
Other Services and Supplies	536	-	120	438	-	-	1,094
Expendable Prop 250 - 5000	2,576	-	578	2,102	-	-	5,256
Total Services & Supplies	\$13,544	-	\$3,040	\$11,058	-	-	\$27,642
Total Expenditures							
Total Expenditures	163,478	-	36,698	133,451	-	-	333,627
Total Expenditures	\$163,478	-	\$36,698	\$133,451	-	-	\$333,627
Ending Balance							
Ending Balance	-	-	-	-	-	-	-
Total Ending Balance	-	-	-	-	-	-	-
Total Positions							
Total Positions	-	-	-	-	-	-	2
Total Positions	-	-	-	-	-	-	2
Total FTE							
Total FTE	-	-	-	-	-	-	1.66
Total FTE	-	-	-	-	-	-	1.66

PKG CLASS COMP	DESCRIPTION	POS CNT	FTE	MOS	AVERAGE RATE	GF SAL	OF SAL	FF SAL	LF SAL	AF SAL
101 OAS C0437 AP PROCUREMENT & CONTRACT SPEC 2		1	.83	20.00	4,727.00	46,325	10,399	37,816		94,540
101 OAS C0438 AP PROCUREMENT & CONTRACT SPEC 3		1	.83	20.00	5,189.00	50,852	11,416	41,512		103,780
101		2	1.66	40.00	4,958.00	97,177	21,815	79,328		198,320

POSITION NUMBER	AUTH NO	ORG STRUC	PKG Y TYP	F POS	CLASS	COMP	RNG P	S T	POS CNT	FTE	BUDGET RATE	MOS	GF SAL	OF SAL	FF SAL	LF SAL	T R X
5250204	001341200	101-02-05-00000	101 0 PF	OAS	C0438	AP	29 02	1	1	.83	5,189.00	20.00	50,852	11,416	41,512		
EST DATE: 2019/11/01 EXP DATE: 9999/01/01																	
5250205	001341210	101-02-05-00000	101 0 PF	OAS	C0437	AP	27 02	1	1	.83	4,727.00	20.00	46,325	10,399	37,816		
EST DATE: 2019/11/01 EXP DATE: 9999/01/01																	
101																	
													97,177	21,815	79,328		

HECC OPERATIONS INTERNAL AUDITOR

POLICY OPTION PACKAGE #102 Internal Auditor

Agency Request Budget: \$210,566 | 1POS, 1.00 FTE
Governor's Budget: \$168,659 | 1 POS, 0.88 FTE

PURPOSE

According to the Institute of Internal Auditors (IIA), "Internal auditing is an independent, objective assurance, and consulting activity designed to add value and improve an organization's operations. It helps an organization accomplish its objectives by bringing a systematic, disciplined approach to evaluate and improve the effectiveness of risk management, control, and governance processes."

The Legislature originally established the Higher Education Coordinating Commission (HECC) in 2011 as a 15-member volunteer commission and tasked it with strategic planning and making policy recommendations for Oregon's public and private post-secondary education system. In 2013, the Legislature expanded the HECC's authority and provided funding for the HECC to become a state agency.

In a few short years, the HECC has grown from an organization with limited authority and no funding to become a consolidated state agency with 124 staff positions, 88 Board and Commission members, and a budget of \$2.9 billion. This rapid growth has often occurred even though there has been a lack of mature systems, policies and procedures, and internal controls to guide the work. Some of the areas identified as potential audit risks include: Bond management, capital construction program and budgets, Title II data system, WIOA cost allocation, data security, OSAC cost recovery, federal reporting, data sharing agreements with K-12, and contract and procurement processes.

HOW ACHIEVED

This Policy Option Package would establish one full-time internal auditor for the department to convene and staff an auditing committee, establish a charter, perform an agency-wide risk assessment, develop an annual audit plan, conduct 5-6 risk-based audits per year, and provide recommendations for improving operations and results throughout the department. The position

2019-2021 Biennium

Governor's Budget

HECC OPERATIONS INTERNAL AUDITOR

would be responsible for financial, performance, operational, and information technology audits and would abide by all professional auditing standards. The position would also serve as the department's liaison with the Oregon Secretary of State, federal, and other auditors and track progress on meeting all commitments made in management responses to audits.

STAFFING IMPACT

1 POS | 0.88 FTE Internal Auditor 2 (MMN X5617 AP | #5250206 | 101-01-01)

QUANTIFYING RESULTS

Funding this package will result in fewer material audit findings for the department and will allow us to examine 5-6 program or operational areas per year to target for process and internal control improvements. It will help reduce the number of financial and program errors made by the HECC and allow the department to act as a responsible steward of state resources thereby improving customer/public satisfaction.

This investment would have a positive impact on the following Key Performance Measures (KPMs): KPM 15 (Customer Service)

REVENUE SOURCE

General Fund	\$82,784
Other Fund	\$18,552
<u>Federal Funds</u>	<u>\$67,323</u>
Total Funds	\$168,659

ESSENTIAL AND POLICY PACKAGE FISCAL IMPACT SUMMARY

Higher Education Coordinating Commission
 Pkg: 102 - Internal Auditor

Cross Reference Name: HECC Operations
 Cross Reference Number: 52500-101-00-00-00000

Description	General Fund	Lottery Funds	Other Funds	Federal Funds	Nonlimited Other Funds	Nonlimited Federal Funds	All Funds
Revenues							
General Fund Appropriation	82,784	-	-	-	-	-	82,784
Other Revenues	-	-	18,552	-	-	-	18,552
Federal Funds	-	-	-	67,323	-	-	67,323
Total Revenues	\$82,784	-	\$18,552	\$67,323	-	-	\$168,659
Personal Services							
Class/Unclass Sal. and Per Diem	56,511	-	12,432	44,079	-	-	113,022
Empl. Rel. Bd. Assessments	26	-	6	21	-	-	53
Public Employees' Retire Cont	9,590	-	2,110	7,480	-	-	19,180
Social Security Taxes	4,323	-	951	3,372	-	-	8,646
Worker's Comp. Assess. (WCD)	25	-	6	20	-	-	51
Mass Transit Tax	339	-	75	-	-	-	414
Flexible Benefits	15,393	-	3,386	12,007	-	-	30,786
Reconciliation Adjustment	(10,335)	-	(1,934)	(5,045)	-	-	(17,314)
Total Personal Services	\$75,872	-	\$17,032	\$61,934	-	-	\$154,838
Services & Supplies							
Instate Travel	370	-	81	288	-	-	739
Employee Training	1,916	-	422	1,494	-	-	3,832
Office Expenses	1,094	-	241	854	-	-	2,189
Telecommunications	821	-	181	640	-	-	1,642
Data Processing	356	-	78	278	-	-	712
Publicity and Publications	274	-	60	213	-	-	547
Employee Recruitment and Develop	219	-	48	171	-	-	438

Agency Request _____ Governor's Budget _____ Legislatively Adopted _____
 2019-21 Biennium _____ Page _____ Essential and Policy Package Fiscal Impact Summary - BPR013

ESSENTIAL AND POLICY PACKAGE FISCAL IMPACT SUMMARY

Higher Education Coordinating Commission
 Pkg: 102 - Internal Auditor

Cross Reference Name: HECC Operations
 Cross Reference Number: 52500-101-00-00-00000

Description	General Fund	Lottery Funds	Other Funds	Federal Funds	Nonlimited Other Funds	Nonlimited Federal Funds	All Funds
Services & Supplies							
Dues and Subscriptions	274	-	60	213	-	-	547
Other Services and Supplies	274	-	60	213	-	-	547
Expendable Prop 250 - 5000	1,314	-	289	1,025	-	-	2,628
Total Services & Supplies	\$6,912	-	\$1,520	\$5,389	-	-	\$13,821
Total Expenditures							
Total Expenditures	82,784	-	18,552	67,323	-	-	168,659
Total Expenditures	\$82,784	-	\$18,552	\$67,323	-	-	\$168,659
Ending Balance							
Ending Balance	-	-	-	-	-	-	-
Total Ending Balance	-	-	-	-	-	-	-
Total Positions							
Total Positions	-	-	-	-	-	-	1
Total Positions	-	-	-	-	-	-	1
Total FTE							
Total FTE	-	-	-	-	-	-	0.88
Total FTE	-	-	-	-	-	-	0.88

PICS SYSTEM: BUDGET PREPARATION

PKG CLASS COMP	DESCRIPTION	POS CNT	FTE	MOS	AVERAGE RATE	GF SAL	OF SAL	FF SAL	LF SAL	AF SAL
102 MMN X5617 AP INTERNAL AUDITOR 2		1	.88	21.00	5,382.00	56,511	12,432	44,079		113,022
102		1	.88	21.00	5,382.00	56,511	12,432	44,079		113,022

PICS SYSTEM: BUDGET PREPARATION

POSITION NUMBER	AUTH NO	ORG STRUC	PKG Y TYP	CLASS COMP	RNG P	S T	POS CNT	FTE	BUDGET RATE	MOS	GF SAL	OF SAL	FF SAL	LF SAL	T R K	
5250206	001341220	101-01-01-00000	102 0 PF	MMN X5617 AP	28 02	1	1	.88	5,382.00	21.00	56,511	12,432	44,079			
EST DATE: 2019/10/01 EXP DATE: 9999/01/01																
102																
											56,511	12,432	44,079			
											56,511	12,432	44,079			

HECC OPERATIONS

HUMAN RESOURCES STAFF

POLICY OPTION PACKAGE #103

Human Resource Staff

Agency Request Budget: \$591,226 | 3 POS, 3.00 FTE

Governor's Budget: \$437,558 | 3 POS, 2.26 FTE

PURPOSE

The Legislature originally established the Higher Education Coordinating Commission (HECC) in 2011 as a 15-member volunteer commission and tasked it with strategic planning and making policy recommendations for Oregon's public and private post-secondary education system. In 2013, the Legislature expanded HECC's authority and provided funding for HECC to become a state agency.

In a few short years, HECC has grown from an organization with limited authority and no funding to become a consolidated state agency with 124 staff, 88 board and commission member positions, and a budget of \$2.9 billion. This rapid growth occurred by cobbling together existing resources and positions from multiple small agencies—none of which possessed adequate staffing, robust Human Resources systems, agency-specific HR policies and procedures, training curricula, or other established internal controls to manage an agency as complex as HECC has become.

The HR unit has permanent staffing for two Human Resource Analyst positions. One position is primarily responsible for overseeing recruitment and hiring, position management and classification, compensation determination, and FMLA/OFLA management; the other is being held vacant for administrative savings. Other foundational HR functions, including the management and support of the unit, are currently being performed through loaned staff. The HR Manager is filled through a job rotation from the Department of Administrative Services and the Human Resources Assistant role is being filled through a job sharing agreement with the Operations Division.

HOW ACHIEVED

The Principle Executive Manager E, Human Resources Manager position, will have overall responsibility for planning, recruitment, organizational development, labor and employee relations, agency HR policy development, safety, employee engagement, compensation and benefit determination, and employee development activities. The manager will supervise 1 Human Resources

HECC OPERATIONS

HUMAN RESOURCES STAFF

Generalist 2, 1 Human Resources Assistant, 1 Training and Development Specialist 2, and will provide guidance and direction to the Cultural, Diversity, and Inclusion Officer. This position will have primary responsibility for establishing agency-specific policies and an overall training and development plan for the agency. He or she will be responsible for conducting any personnel investigations, administering discipline, handling grievances, and working with the Department of Justice on any ongoing legal matters.

The Training and Development Specialist 2 will conduct an annual training needs assessment, design and deliver complex training curricula, facilitate group meetings, write contracts to procure training that he/she cannot deliver, and assist with a variety of organizational development projects as needed.

The Human Resources Assistant will be responsible for performing technical and administrative tasks such as contacting job applicants, preparing applicant packets, scheduling meetings and rooms, answering candidate questions, explaining human resource procedures and program guidelines to supervisors and employees, compiling reports, monitoring FMLA/OFLA, entering information into the HRIS, administering open enrollment, completing components of new employee orientation, and many other similar tasks.

STAFFING IMPACT

1 POS | 0.88 FTE Principle Executive Manager D (MMS x7006 AP | #5250426 | 101-01-03)
1 POS | 1.00 FTE Operations & Principle Analyst 4 (MMC X0873 AP | #5250207 | 101-01-03 | Not Recommended)
1 POS | 0.88 FTE Training and Development Specialist 2 (MMC X1399 AP | #5250208 | 101-01-03)
1 POS | 0.50 FTE Human Resources Assistant (MMC X1319 AP | #5250209 | 101-01-03)

QUANTIFYING RESULTS

Filling these three positions will result in increased compliance with human resource and labor laws, enable the agency to increase the percentage of employees who accomplish their individual development plans, allow the agency to ensure that it meets the state goal of providing at least 20 hours of training to each employee, reduce the amount of time needed to conduct recruitments, and enhance overall customer satisfaction.

REVENUE SOURCE

2019-2021 Biennium

Governor's Budget

HECC OPERATIONS
HUMAN RESOURCES STAFF

General Fund	\$214,408
Other Fund	\$48,129
Federal Funds	<u>\$175,021</u>
Total Funds	\$437,558

2019-2021 Biennium

Governor's Budget

ESSENTIAL AND POLICY PACKAGE FISCAL IMPACT SUMMARY

Higher Education Coordinating Commission
 Pkg: 103 - Human Resource Staff

Cross Reference Name: HECC Operations
 Cross Reference Number: 52500-101-00-00-00000

Description	General Fund	Lottery Funds	Other Funds	Federal Funds	Nonlimited Other Funds	Nonlimited Federal Funds	All Funds
Revenues							
General Fund Appropriation	214,408	-	-	-	-	-	214,408
Other Revenues	-	-	48,129	-	-	-	48,129
Federal Funds	-	-	-	175,021	-	-	175,021
Total Revenues	\$214,408	-	\$48,129	\$175,021	-	-	\$437,558
Personal Services							
Class/Unclass Sal. and Per Diem	133,394	-	29,945	108,893	-	-	272,232
Empl. Rel. Bd. Assessments	82	-	19	66	-	-	167
Public Employees' Retire Cont	22,636	-	5,083	18,479	-	-	46,198
Social Security Taxes	10,205	-	2,291	8,330	-	-	20,826
Worker's Comp. Assess. (WCD)	78	-	19	63	-	-	160
Mass Transit Tax	800	-	180	-	-	-	980
Flexible Benefits	47,410	-	10,644	38,702	-	-	96,756
Reconciliation Adjustment	(17,643)	-	(3,967)	(13,751)	-	-	(35,361)
Total Personal Services	\$196,962	-	\$44,214	\$160,782	-	-	\$401,958
Services & Supplies							
Instate Travel	869	-	195	709	-	-	1,773
Employee Training	4,479	-	1,006	3,656	-	-	9,141
Office Expenses	3,057	-	686	2,496	-	-	6,239
Telecommunications	2,414	-	542	1,970	-	-	4,926
Data Processing	912	-	205	745	-	-	1,862
Publicity and Publications	644	-	144	525	-	-	1,313
Employee Recruitment and Develop	537	-	120	438	-	-	1,095

ESSENTIAL AND POLICY PACKAGE FISCAL IMPACT SUMMARY

Higher Education Coordinating Commission
 Pkg: 103 - Human Resource Staff

Cross Reference Name: HECC Operations
 Cross Reference Number: 52500-101-00-00-000000

Description	General Fund	Lottery Funds	Other Funds	Federal Funds	Nonlimited Other Funds	Nonlimited Federal Funds	All Funds
Services & Supplies							
Dues and Subscriptions	644	-	144	525	-	-	1,313
Other Services and Supplies	671	-	150	547	-	-	1,368
Expendable Prop 250 - 5000	3,219	-	723	2,628	-	-	6,570
Total Services & Supplies	\$17,446	-	\$3,915	\$14,239	-	-	\$35,600
Total Expenditures							
Total Expenditures	214,408	-	48,129	175,021	-	-	437,558
Total Expenditures	\$214,408	-	\$48,129	\$175,021	-	-	\$437,558
Ending Balance							
Ending Balance	-	-	-	-	-	-	-
Total Ending Balance	-	-	-	-	-	-	-
Total Positions							
Total Positions	-	-	-	-	-	-	3
Total Positions	-	-	-	-	-	-	3
Total FTE							
Total FTE	-	-	-	-	-	-	2.26
Total FTE	-	-	-	-	-	-	2.26

PKG	CLASS	COMP	DESCRIPTION	POS	CNT	FTE	MCS	AVERAGE	GF	OF	FF	LF	AF
								RATE	SAL	SAL	SAL	SAL	SAL
103	MMC	X0873	AP OPERATIONS & POLICY ANALYST 4		1	.00	.00	6,542.00					
103	MMC	X1319	AP HUMAN RESOURCE ASSISTANT		1	.50	12.00	3,324.00	19,545	4,388	15,955		39,888
103	MMC	X1339	AP TRAINING & DEVELOPMENT SPEC 2		1	.88	21.00	5,127.00	52,757	11,843	43,067		107,667
103	MMS	X7006	AP PRINCIPAL EXECUTIVE/MANAGER D		1	.88	21.00	5,937.00	61,092	13,714	49,871		124,677
103					3	2.26	54.00	5,232.50	133,394	29,945	108,893		272,232

POSITION NUMBER	AUTH NO	ORG STRUC	PKG Y TYP	F POS	CLASS COMP	RNG P	S T	POS CNT	FTE	BUDGET RATE	MOS	GF SAL	OF SAL	FF SAL	LF SAL	T R K	
5250207	001341230	101-01-03-00000	103 0 PF	MMC X0873	AP 32 02	02			.00	6,542.00	.00						
EST DATE: 2019/07/01 EXP DATE: 9999/01/01																	
5250208	001341240	101-01-03-00000	103 0 PF	MMC X1339	AP 27 02	02		1	.88	5,127.00	21.00	52,757	11,843	43,067			
EST DATE: 2019/10/01 EXP DATE: 9999/01/01																	
5250209	001341250	101-01-03-00000	103 0 PP	MMC X1319	AP 18 02	02		1	.50	3,324.00	12.00	19,545	4,388	15,955			
EST DATE: 2019/07/01 EXP DATE: 9999/01/01																	
5250426	001364470	101-01-03-00000	103 0 PF	MMS X7006	AP 31X 02	02		1	.88	5,937.00	21.00	61,092	13,714	49,871			
EST DATE: 2019/10/01 EXP DATE: 9999/01/01																	
											103			133,394	29,945	108,893	

HECC OPERATIONS

FINANCIAL AID SOFTWARE REPLACEMENT

POLICY OPTION PACKAGE #104

Financial Aid Software Replacement

Agency Request Budget: \$8,000,000 | oPOS, 0.00 FTE
Governor's Budget: Not Recommended

PURPOSE

The Higher Education Coordinating Commission's (HECC) Office of Student Access and Completion (OSAC) is seeking approval and funding to move forward with a multi-phased project to gather business requirements, identify lean business processes, and replace its outdated and problematic Financial Aid Management Information System (FAMIS).

OSAC handles sensitive personally identifiable information, including Social Security Numbers, for hundreds of thousands of Oregon residents annually. Not only is OSAC the federally designated repository for Oregon residents' data from the FAFSA (Free Application for Federal Student Aid), it is also the managing agency for the Oregon Opportunity Grant, the Oregon Promise Grant, and other state-funded grants and the administrator of more than 600 privately-funded scholarships. FAMIS is the backbone of this system and is a critical component in linking OSAC's student records to data within the rest of the agency.

Improving business processes and modernizing FAMIS is necessary to ensure that the HECC can continue to perform legislatively mandated changes to its programs, meet strategic business needs, provide positive customer service, align with other systems in the agency, mitigate data breach risks, and reduce staff time spent on manual processes.

HOW ACHIEVED

The HECC will identify enhancements to meet the evolving needs of how students can access financial aid and mentoring programs. The agency is in the process of hiring a business analyst with current resources to analyze how to adapt FAMIS to fulfill the technical needs to accommodate the business processes at OSAC. The initial work resulting from the business process analysis will provide the needed information for the full modernization effort the agency is requesting in this Policy Option Package.

HECC OPERATIONS

FINANCIAL AID SOFTWARE REPLACEMENT

The HECC sees this project going in one of three possible directions: 1) purchasing an off-the-shelf product and working with the vendor to customize the product to meet the specific needs of the agency; 2) working with a third-party contracting firm to develop a software solution to address the current and projected future needs of the agency; or 3) using in-house programming resources to develop a replacement FAMIS internally.

The business analysis will inform the planning process of the FAMIS replacement/modernization effort by identifying staff and stakeholders resources, preparing a budget and timeline, formulating software replacement options through market analysis, and assessing risks.

STAFFING IMPACT

The HECC must wait on the outcome of the business analysis to evaluate the best course of action for replacing or modernizing FAMIS. The staffing level built into the budget will be based on a business case created for the project. Depending on the Return on Investment (ROI) evaluations, the cost of the project will be either in the form of allocation for the purchase of a commercial product or in labor costs associated with modernizing the system. The labor could be performed either by external contractors or by internal staff.

QUANTIFYING RESULTS

The replacement or modernization of FAMIS will be stable, predictable, scalable, secure, and have the ability to be modified to meet new and emerging needs. An upgrade to its information technology system could also allow for cross-functional data capabilities with the HECC. Have a new FAMIS in place by October 1, 2020 that is ready to receive and process 2020-2021 FAFSAs, ORSAAs, and applications for all OSAC programs.

The following Key Performance Measures (KPMs) rely on data from FAMIS: KPM 1(Oregon High School Graduates Attending College); KPM 2 (Racial/Ethnic Differences Among Oregon High School Graduates Attending College); KPM 9 (Percentage of resident enrolled students who are incurring unaffordable costs); KPM 10 (Racial/Ethnic Differences in Percentage of Resident Students incurring Unaffordable Costs).

REVENUE SOURCE

None

ESSENTIAL AND POLICY PACKAGE FISCAL IMPACT SUMMARY

Higher Education Coordinating Commission
 Pkg: 104 - Financial Aid Software Replacement

Cross Reference Name: HECC Operations
 Cross Reference Number: 52500-101-00-00-00000

Description	General Fund	Lottery Funds	Other Funds	Federal Funds	Nonlimited Other Funds	Nonlimited Federal Funds	All Funds
Revenues							
General Fund Appropriation	-	-	-	-	-	-	-
Total Revenues	-	-	-	-	-	-	-
Personal Services							
Class/Uncl. Sal. and Per Diem	-	-	-	-	-	-	-
Empl. Rel. Bd. Assessments	-	-	-	-	-	-	-
Public Employees' Retire Cont	-	-	-	-	-	-	-
Social Security Taxes	-	-	-	-	-	-	-
Worker's Comp. Assess. (WCD)	-	-	-	-	-	-	-
Flexible Benefits	-	-	-	-	-	-	-
Total Personal Services	-	-	-	-	-	-	-
Capital Outlay							
Data Processing Software	-	-	-	-	-	-	-
Total Capital Outlay	-	-	-	-	-	-	-
Total Expenditures							
Total Expenditures	-	-	-	-	-	-	-
Total Expenditures	-	-	-	-	-	-	-
Ending Balance							
Ending Balance	-	-	-	-	-	-	-
Total Ending Balance	-	-	-	-	-	-	-

ESSENTIAL AND POLICY PACKAGE FISCAL IMPACT SUMMARY

Higher Education Coordinating Commission
 Pkg: 104 - Financial Aid Software Replacement

Cross Reference Name: HECC Operations
 Cross Reference Number: 52500-101-00-00-000000

<i>Description</i>	General Fund	Lottery Funds	Other Funds	Federal Funds	Nonlimited Other Funds	Nonlimited Federal Funds	All Funds
Total Positions							
Total Positions	-	-	-	-	-	-	-
Total FTE							
Total FTE	-	-	-	-	-	-	-
Total FTE							
Total FTE	-	-	-	-	-	-	-

HECC OPERATIONS

INFORMATION SYSTEMS STAFF

POLICY OPTION PACKAGE #105

Information Systems Staff

Agency Request Budget: \$916,327 | 4POS, 4.00 FTE

Governor's Budget: Not Recommended

PURPOSE

The Higher Education Coordinating Commission (HECC) currently has approximately 23 data systems. These systems were built to provide automation to defined business problems at a given point in time. Over the years, legislation, rules and policies have changed business processes and requirements. Some systems were built as a stopgap to meet mandatory requirements with the intent of creating a long-term solution in the future. Other systems were not architected to consider changes to business rules. Each change has increased the difficulty in maintaining the system and has increased system instabilities. Systems currently require the developers to have daily interaction with data or code in order to stay functioning. The daily interaction and required changes, to automate new business rules, have created a backlog that has become untenable for the agency.

In an effort to address the backlog issues, processes and procedures have been created within the development team as well as the agency. Cross training has begun to increase maintainability and shift away from the previous sole source of success model. IT has also requested prioritization by the business units to determine which bugs and feature requests are vitally important to maintain business continuity. This priority determines what work will be completed in a given period. Priorities are updated monthly. While the prioritization has brought transparency, resource constraints have only increased the backlog. As of October 2018, there are 369 tickets in backlog for software developers to fix bugs in the system, 47 for operational changes and 247 for enhancements.

HOW ACHIEVED

HECC is in need of data system modernization. This modernization will come in multiple phases to address the many needs of the agency with the goal of consolidating similar systems, creating interfaces in which to collect, review, and report across all systems. In the meantime, the agency has a need to maintain the current systems and address the new rules, laws and legislation to stay in compliance. The following request will address the agency's immediate need:

2019-2021 Biennium

Governor's Budget

HECC OPERATIONS

INFORMATION SYSTEMS STAFF

System Maintenance – Two (2) ISS 6 System Analysts: As shown above, the backlog of system development requests grows at approximately 8.5% each month with four system analysts. Increasing resource availability with two ISS 6 System Analysts to address the day-to-day operational needs of the agency will begin to decrease the backlog to a manageable state and allow the HECC to address compliance with laws, rules and legislation.

Database Maintenance and Performance Tuning – One (1) ISS Database Administrator: The HECC is primarily a data driven organization. Data are collected from external partners for all offices of the agency to better inform policy, planning, evaluation and allocation of state funds to the community colleges and public universities. Due to increased difficulties maintaining legacy systems, the need for data storage and timely and accurate retrieval of data becomes more important. The addition of a full time dedicated database administrator allows for proper tuning, optimization, organization, and maintenance of the agency’s data warehouses.

Modernization and System Improvement – One (1) ISS 8 Software Architect: The addition of an ISS 8 Software Architect will allow the agency to coordinate the integration and modernization of the not only the current custom developed solutions, but all future software systems.

STAFFING IMPACT

- 1POS | 1.0 FTE Information System Specialist 8 (MMN X1488 IP | #5250210 | 101-02-02)
- 1POS | 1.0 FTE Information System Specialist 7 (OAS C1487 IP | #5250211 | 101-02-02)
- 1POS | 1.0 FTE Information System Specialist 6 (OAS C1486 IP | #5250212 | 101-02-02)
- 1POS | 1.0 FTE Information System Specialist 6 (OAS C1486 IP | #5250213 | 101-02-02)

QUANTIFYING RESULTS

By adding IT staff, the HECC can begin to reduce the custom-built system backlog, focus on the long-term success of the agency’s infrastructure, and increase internal and external partner customer service.

The IT section of the agency allows for data collection that informs all of the agency’s KPMs: KPM 1-2 (High School Graduates Attending College—Over Time and By Race/Ethnicity); KPM 3 (College Credits Earned by K-12 Students); KPM 4 (Oregon Educational Attainment); KPM 5-6 (Community College Completion and Transfer Rate, Total and by Race/Ethnicity); KPM 7-8

HECC OPERATIONS
INFORMATION SYSTEMS STAFF

(Public University Graduation Rate—Total and By Race/Ethnicity); KPM 9-10 (Higher Education Unaffordability—All Students and By Race/Ethnicity); KPM 11-12, 13-14 (Earnings for Community College Completers and University Graduates—Over Time and By Race/Ethnicity); KPM 15 (Customer Service); KPM 16 (Commission Best Practices)

REVENUE SOURCE

None

ESSENTIAL AND POLICY PACKAGE FISCAL IMPACT SUMMARY

Higher Education Coordinating Commission
 Pkg: 105 - Information Systems Staff

Cross Reference Name: HECC Operations
 Cross Reference Number: 52500-101-00-00-00000

Description	General Fund	Lottery Funds	Other Funds	Federal Funds	Nonlimited Other Funds	Nonlimited Federal Funds	All Funds
Revenues							
General Fund Appropriation	-	-	-	-	-	-	-
Other Revenues	-	-	-	-	-	-	-
Federal Funds	-	-	-	-	-	-	-
Total Revenues	-	-	-	-	-	-	-
Personal Services							
Class/Unclass Sal. and Per Diem	-	-	-	-	-	-	-
Empl. Rel. Bd. Assessments	-	-	-	-	-	-	-
Public Employees' Retire Cont	-	-	-	-	-	-	-
Social Security Taxes	-	-	-	-	-	-	-
Worker's Comp. Assess. (WCD)	-	-	-	-	-	-	-
Mass Transit Tax	-	-	-	-	-	-	-
Flexible Benefits	-	-	-	-	-	-	-
Total Personal Services	-	-	-	-	-	-	-
Services & Supplies							
Instate Travel	-	-	-	-	-	-	-
Employee Training	-	-	-	-	-	-	-
Office Expenses	-	-	-	-	-	-	-
Telecommunications	-	-	-	-	-	-	-
Data Processing	-	-	-	-	-	-	-
Publicity and Publications	-	-	-	-	-	-	-
Employee Recruitment and Develop	-	-	-	-	-	-	-
Dues and Subscriptions	-	-	-	-	-	-	-

ESSENTIAL AND POLICY PACKAGE FISCAL IMPACT SUMMARY

Higher Education Coordinating Commission
 Pkg: 105 - Information Systems Staff

Cross Reference Name: HECC Operations
 Cross Reference Number: 52500-101-00-00-00000

Description	General Fund	Lottery Funds	Other Funds	Federal Funds	Nonlimited Other Funds	Nonlimited Federal Funds	All Funds
Services & Supplies							
Other Services and Supplies	-	-	-	-	-	-	-
Expendable Prop 250 - 5000	-	-	-	-	-	-	-
Total Services & Supplies	-	-	-	-	-	-	-
Total Expenditures							
Total Expenditures	-	-	-	-	-	-	-
Total Expenditures	-	-	-	-	-	-	-
Ending Balance							
Ending Balance	-	-	-	-	-	-	-
Total Ending Balance	-	-	-	-	-	-	-
Total Positions							
Total Positions	-	-	-	-	-	-	-
Total Positions	-	-	-	-	-	-	-
Total FTE							
Total FTE	-	-	-	-	-	-	-
Total FTE	-	-	-	-	-	-	-

2019-21
PICS SYSTEM: BUDGET PREPARATION

DEPT. OF ADMIN. SVCS. -- PPDB PICS SYSTEM

01/15/19 REPORT NO.: PDPFLEUDCL
REPORT: SUMMARY LIST BY PKG BY SUMMARY XREF
AGENCY:52500 HIGHER EDUCATION COORD COMM
SUMMARY XREF:101-00-00 105 HECC Operations

PKG	CLASS	COMP	DESCRIPTION	POS CNT	FTE	MOS	AVERAGE RATE	GF SAL	FF SAL	LF SAL	AF SAL
105	MMN	X1488	IP INFO SYSTEMS SPECIALIST 8		.00	.00	6,890.00				
105	OAS	C1486	IP INFO SYSTEMS SPECIALIST 6		.00	.00	5,351.00				
105	OAS	C1487	IP INFO SYSTEMS SPECIALIST 7		.00	.00	5,927.00				
105					.00	.00	5,879.75				

POSITION NUMBER	AUTH NO	ORG STRUC	PKG Y TYP	F POS	CLASS COMP	RNG P	S T POS CNT	FTE	BUDGET RATE	MOS	GF SAL	OF SAL	FF SAL	LF SAL	T R K
5250210	001341260	101-02-02-00000	105 0 PF	MMN X1488	IP 32 02			.00	6,890.00	.00					
EST DATE: 2019/07/01 EXP DATE: 9999/01/01															
5250211	001341270	101-02-02-00000	105 0 PF	OAS C1487	IP 31 02			.00	5,927.00	.00					
EST DATE: 2019/07/01 EXP DATE: 9999/01/01															
5250212	001341280	101-02-02-00000	105 0 PF	OAS C1486	IP 29 02			.00	5,351.00	.00					
EST DATE: 2019/07/01 EXP DATE: 9999/01/01															
5250213	001341290	101-02-02-00000	105 0 PF	OAS C1486	IP 29 02			.00	5,351.00	.00					
EST DATE: 2019/07/01 EXP DATE: 9999/01/01															

105

HECC OPERATIONS ACCOUNTING STAFF

POLICY OPTION PACKAGE 106

Accounting Staff

Agency Request Budget: \$150,194 | 1POS, 1.00 FTE
Governor's Budget: Agency Pulled Package

PURPOSE

The purpose of this position is to provide fiscal leadership, support and resources to multiple, diverse programs funded through Federal Funds, Other Funds, Lottery Funds, and the General Fund designed to increase the skills, knowledge and career opportunities of Oregonians or to vendors that provide services and support to HECC Programs and Operations.

HOW ACHIEVED

This position will have responsibility for tracking, compiling, and generating information for use in ensuring the accurate and timely reporting of various grants and contracts as well as other expenditures from all fund types. This position will also provide support for accounting for expenditures, and researching procurement contracts to associate invoices for amounts expended to date. All work is to be in accordance with government accounting standards as well the Oregon Accounting Manual (OAM) and Generally Accepted Accounting Principles (GAAP).

STAFFING IMPACT

1POS | 1.00FTE Accountant 1 (OAS C1215 AP | #5250214 | 101-02-04)

QUANTIFYING RESULTS

Funding this package will result in fewer grant-related audit findings for the agency, reduce the number of financial and program errors made by the HECC, and ensure timely and accurate processing of grant reimbursement requests.

This investment would have a positive impact on the following Key Performance Measures (KPMs): KPM 15 (Customer Service).

2019-2021 Biennium

Governor's Budget

**HECC OPERATIONS
ACCOUNTING STAFF**

REVENUE SOURCE
None

2019-2021 Biennium

Governor's Budget

ESSENTIAL AND POLICY PACKAGE FISCAL IMPACT SUMMARY

Higher Education Coordinating Commission
 Pkg: 106 - Accounting Staff

Cross Reference Name: HECC Operations
 Cross Reference Number: 52500-101-00-00-000000

Description	General Fund	Lottery Funds	Other Funds	Federal Funds	Nonlimited Other Funds	Nonlimited Federal Funds	All Funds
Revenues							
General Fund Appropriation	-	-	-	-	-	-	-
Other Revenues	-	-	-	-	-	-	-
Federal Funds	-	-	-	-	-	-	-
Total Revenues	-	-	-	-	-	-	-
Personal Services							
Class/Unclass Sal. and Per Diem	-	-	-	-	-	-	-
Empl. Rel. Bd. Assessments	-	-	-	-	-	-	-
Public Employees' Retire Cont	-	-	-	-	-	-	-
Social Security Taxes	-	-	-	-	-	-	-
Worker's Comp. Assess. (WCD)	-	-	-	-	-	-	-
Mass Transit Tax	-	-	-	-	-	-	-
Flexible Benefits	-	-	-	-	-	-	-
Total Personal Services	-	-	-	-	-	-	-
Services & Supplies							
Instate Travel	-	-	-	-	-	-	-
Employee Training	-	-	-	-	-	-	-
Office Expenses	-	-	-	-	-	-	-
Telecommunications	-	-	-	-	-	-	-
Data Processing	-	-	-	-	-	-	-
Publicity and Publications	-	-	-	-	-	-	-
Employee Recruitment and Develop	-	-	-	-	-	-	-
Dues and Subscriptions	-	-	-	-	-	-	-

ESSENTIAL AND POLICY PACKAGE FISCAL IMPACT SUMMARY

Higher Education Coordinating Commission
 Pkg: 106 - Accounting Staff

Cross Reference Name: HECC Operations
 Cross Reference Number: 52500-101-00-00-000000

Description	General Fund	Lottery Funds	Other Funds	Federal Funds	Nonlimited Other Funds	Nonlimited Federal Funds	All Funds
Services & Supplies							
Other Services and Supplies	-	-	-	-	-	-	-
Expendable Prop 250 - 5000	-	-	-	-	-	-	-
Total Services & Supplies	-	-	-	-	-	-	-
Total Expenditures							
Total Expenditures	-	-	-	-	-	-	-
Total Expenditures	-	-	-	-	-	-	-
Ending Balance							
Ending Balance	-	-	-	-	-	-	-
Total Ending Balance	-	-	-	-	-	-	-
Total Positions							
Total Positions	-	-	-	-	-	-	-
Total Positions	-	-	-	-	-	-	-
Total FTE							
Total FTE	-	-	-	-	-	-	-
Total FTE	-	-	-	-	-	-	-

2019-21
 PICS SYSTEM: BUDGET PREPARATION

DEPT. OF ADMIN. SVCS. -- PPDB PICS SYSTEM

01/15/19 REPORT NO.: PFDPLBUDCL
 REPORT: SUMMARY LIST BY PKG BY SUMMARY XREF
 AGENCY:52500 HIGHER EDUCATION COORD COMM
 SUMMARY XREF:101-00-00 106 HECC Operations

PKG	CLASS	COMP	DESCRIPTION	POS CNT	FTE	MOS	AVERAGE RATE	GF SAL	OF SAL	FF SAL	LF SAL	AF SAL
106	OAS	C1215	AP ACCOUNTANT 1		.00		3,565.00					
					.00		3,565.00					

POSITION NUMBER	AUTH NO	ORG STRUC	PKG Y TYP	F POS	CLASS COMP	RNG P	S T	POS CNT	FTE	BUDGET RATE	MOS	GF SAL	OF SAL	FF SAL	LF SAL	T R K
5250214	001341300	101-02-04-00000	106 0 PF	OAS C1215 AP	21 02				.00	3,565.00	.00					
EST DATE: 2019/07/01 EXP DATE: 9999/01/01																
106																
.00																
.00																

HECC OPERATIONS

HECC IT MODERNIZATION PROJECT

POLICY OPTION PACKAGE #107

HECC IT Modernization Project

Agency Request Budget: \$5,000,000, | oPOS, 0.00 FTE
Governor's Budget: Not Recommended

PURPOSE

The purpose of this project is to bring all five of the separate Higher Education Coordinating Commission (HECC) course approval systems together into a single solution with a complete and comprehensive view of the current business requirements across the entire agency.

There are currently five course approval systems scattered throughout the HECC offices. The Eligible Training Provider List or ETPL (Workforce), PCS-Vets (Private Career Schools), Degree Authorization, University Approval, and Webforms (CCWD). The course approval systems within the individual offices of the HECC do not meet the current business requirements of the agency or individual offices. These systems are running on legacy technologies. One of the technologies being leveraged is coming up on end-of-life in 2020 and will not be secure to run on staff workstations after this time. The systems do not communicate with each other and require hundreds of hours per year to bring data together for statutorily required analysis and reporting purposes.

The Workforce Innovation and Opportunity Act (WIOA) mandates that all states administering WIOA funds have a publicly accessible Eligible Training Provider List (ETPL) and provide required yearly performance reporting data to the Federal Government. The ETPL must present a comprehensive list of training providers and training programs determined eligible to receive WIOA-funded tuition assistance in the state of Oregon. WIOA requires that this list of eligible providers include relevant performance and cost information and be publically available, searchable, and ADA compliant. Any training provider seeking to receive WIOA training funds must be listed on the ETPL and any student seeking to obtain WIOA scholarship funds through WorkSource Oregon must select a program from the ETPL.

Oregon is currently out of compliance with the WIOA reporting and public notice requirements and risks losing the approximately \$32 million dollars in WIOA funds if the reporting and public notification systems are not put in place by the first reporting deadline of October 2019.

HECC OPERATIONS

HECC IT MODERNIZATION PROJECT

HOW ACHIEVED

The scope of this project encompasses the five course approval systems within the HECC; the Eligible Training Provider List or ETP (Workforce), PCS-Vets (Private Career Schools), Degree Authorization, University Approval, and Webforms (CCWD), as well as the planned Course Credit Transfer System. The work of this project will be broken into phases. The scope of the initial phase of this project will consist of creating the required systems to collect, process, and display the data necessary to comply with the federal reporting and public notice requirements of WIOA. Phase one is anticipated to start in July 2018 and be completed by September 2019, with production delivery in time for the reporting deadline of October 2019.

If approved and funded, the scope of the second phase of this project will build on the framework from phase one to implement an institution portal, a student portal, and supporting backend systems for the collection and reporting of course transfer information for Oregon students enrolled in public colleges in Oregon. The requirements collection and business analysis for phase two will initiate before the completion of phase one, but not before the phase one framework is completed. Phase two initiation is planned for the summer of 2019, with a completion date anticipated in the fall of 2020.

STAFFING IMPACT

The HECC must wait on the outcome of the business analysis to evaluate the best course of action for this project. The staffing level built into the budget will be based on a business case created for the project. Depending on the Return on Investment (ROI) evaluations, the cost of the project will be either in the form of allocation for the purchase of a commercial product or in labor costs associated with modernizing the system. The labor could be performed either by external contractors or by internal staff.

QUANTIFYING RESULTS

The systems mentioned in this POP allow for data collection that informs the following agency KPMs: KPM 1-2 (High School Graduates Attending College—Over Time and By Race/Ethnicity); KPM 3 (College Credits Earned by K-12 Students); KPM 4 (Oregon Educational Attainment); KPM 5-6 (Community College Completion and Transfer Rate, Total and by Race/Ethnicity); KPM 7-8 (Public University Graduation Rate—Total and By Race/Ethnicity); KPM 9-10 (Higher Education Unaffordability—All Students and By Race/Ethnicity); KPM 11-12, 13-14 (Earnings for Community College Completers and University Graduates—Over Time and By Race/Ethnicity); KPM 15 (Customer Service); KPM 16 (Commission Best Practices)

**HECC OPERATIONS
HECC IT MODERNIZATION PROJECT**

REVENUE SOURCE

None

2019-2021 Biennium

Governor's Budget

ESSENTIAL AND POLICY PACKAGE FISCAL IMPACT SUMMARY

Higher Education Coordinating Commission
 Pkg: 107 - HECC IT Modernization Project

Cross Reference Name: HECC Operations
 Cross Reference Number: 52500-101-00-00-00000

<i>Description</i>	General Fund	Lottery Funds	Other Funds	Federal Funds	Nonlimited Other Funds	Nonlimited Federal Funds	All Funds
Revenues							
General Fund Appropriation	-	-	-	-	-	-	-
Total Revenues	-	-	-	-	-	-	-
Capital Outlay							
Data Processing Software	-	-	-	-	-	-	-
Total Capital Outlay	-	-	-	-	-	-	-
Total Expenditures							
Total Expenditures	-	-	-	-	-	-	-
Total Expenditures	-	-	-	-	-	-	-
Ending Balance							
Ending Balance	-	-	-	-	-	-	-
Total Ending Balance	-	-	-	-	-	-	-

HECC OPERATIONS

DIVERSITY AND INCLUSION STAFF

POLICY OPTION PACKAGE #108

Diversity and Inclusion Staff

Agency Request Budget: \$245,362 | 1POS, 1.00 FTE
Governor's Budget: Not Recommended

PURPOSE

Oregon has a high-reaching (40-40-20) state goal to dramatically increase educational attainment for Oregonians, but has significant disparities among the populations accessing and completing postsecondary education. To achieve equity requires the intentional examination of systemic policies and practices that, even if they have the appearance of fairness, may in effect serve to marginalize some and perpetuate disparities. Data are clear that Oregon demographics have been changing to provide rich diversity in race, ethnicity, and language. Working more deliberately toward achieving equity both within the HECC and through its program outcomes will help create more opportunities for all Oregonians to realize their full potential. This Policy Option Package supports a permanent position within the HECC intentionally focused on the agency's statewide equity imperative.

The HECC's Equity Lens, adopted in 2014 as a cornerstone of HECC's approach to education policy and budgeting, confirms the importance of recognizing institutional and systemic barriers and discriminatory practices that have limited access and success for many students and jobseekers in Oregon. The Equity Lens emphasizes historically underserved students and workers, such as out of school youth, emerging bilingual students (English language learners), communities of color, and some rural geographical locations, with a particular focus on racial equity.

The purpose of the Equity Lens is to clearly articulate a shared goal for an equitable education and workforce system, to put into place the intentional policies, investments, and systemic changes necessary to reach this goal and to create clear accountability structures to ensure that we are actively making progress and correcting past inequities.

HOW ACHIEVED

The Operations and Policy Analyst 4 will function as the agency's Chief Culture, Diversity & Inclusion (CDI) Officer, and will be responsible for promoting a culture and climate that supports the success of all who learn, work, and engage with the agency including 124 staff positions, 88 Board and Commission members, and the thousands of students and jobseekers that HECC

HECC OPERATIONS

DIVERSITY AND INCLUSION STAFF

erves. The position will serve as the agency’s liaison with Governor’s policy staff, produce the Affirmative Action Plan, develop diversity and inclusion policies and trainings, analyze policies and procedures to ensure they contribute to the agency’s diversity goals, and review and make recommendations for concrete strategies that will assist HECC programs to attain diversity and inclusion goals and make progress on agency Key Performance Measures.

STAFFING IMPACT

1POS | 1.0 FTE Principle Executive Manager E (MMN X7008 AP | #5250215 | 101-01-01)

QUANTIFYING RESULTS

The HECC is committed to explicitly identifying disparities in education outcomes for the purpose of targeting areas for action, intervention and investment. In particular, there is a persistent gap in student growth as measured by graduation rates, state assessments and daily attendance for our growing populations of communities of color, immigrants, migrants, and rural students navigating poverty. While students of color make up 35% of the educational pipeline in our state – our opportunity and systemic gaps continue to persist.

The result of creating a culture of equity will focus on the outcomes of academic proficiency, civic awareness, workplace literacy, and personal integrity. The system outcomes will focus on resource allocation, engagement, communications, data collection and analysis and educator hiring, preparation, and development.

This position in this Policy Option Package will track the results and work to ensure that there are activities that positively impact the following KPMs: KPM 1-2 (High School Graduates Attending College—Over Time and By Race/Ethnicity); KPM 5-6 (Community College Completion and Transfer Rate, Total and by Race/Ethnicity); KPM 7-8 (Public University Graduation Rate—Total and By Race/Ethnicity); KPM 9-10 (Higher Education Unaffordability—All Students and By Race/Ethnicity); KPM 11-12, 13-14 (Earnings for Community College Completers and University Graduates—Over Time and By Race/Ethnicity)

REVENUE SOURCE

None

ESSENTIAL AND POLICY PACKAGE FISCAL IMPACT SUMMARY

Higher Education Coordinating Commission
 Pkg: 108 - Diversity and Inclusion Staff

Cross Reference Name: HECC Operations
 Cross Reference Number: 52500-101-00-00-00000

<i>Description</i>	General Fund	Lottery Funds	Other Funds	Federal Funds	Nonlimited Other Funds	Nonlimited Federal Funds	All Funds
Revenues							
General Fund Appropriation	-	-	-	-	-	-	-
Other Revenues	-	-	-	-	-	-	-
Federal Funds	-	-	-	-	-	-	-
Total Revenues	-	-	-	-	-	-	-

Personal Services

Class/Unclass Sal. and Per Diem	-	-	-	-	-	-	-
Empl. Rel. Bd. Assessments	-	-	-	-	-	-	-
Public Employees' Retire Cont	-	-	-	-	-	-	-
Social Security Taxes	-	-	-	-	-	-	-
Worker's Comp. Assess. (WCD)	-	-	-	-	-	-	-
Mass Transit Tax	-	-	-	-	-	-	-
Flexible Benefits	-	-	-	-	-	-	-
Total Personal Services	-	-	-	-	-	-	-

Services & Supplies

Instate Travel	-	-	-	-	-	-	-
Employee Training	-	-	-	-	-	-	-
Office Expenses	-	-	-	-	-	-	-
Telecommunications	-	-	-	-	-	-	-
Data Processing	-	-	-	-	-	-	-
Publicity and Publications	-	-	-	-	-	-	-
Employee Recruitment and Develop	-	-	-	-	-	-	-
Dues and Subscriptions	-	-	-	-	-	-	-

Agency Request
 2019-21 Biennium

Governor's Budget
 Page _____

Essential and Policy Package Fiscal Impact Summary - BPR013
 _____ Legislatively Adopted

ESSENTIAL AND POLICY PACKAGE FISCAL IMPACT SUMMARY

Higher Education Coordinating Commission
 Pkg: 108 - Diversity and Inclusion Staff

Cross Reference Name: HECC Operations
 Cross Reference Number: 52500-101-00-00-00000

Description	General Fund	Lottery Funds	Other Funds	Federal Funds	Nonlimited Other Funds	Nonlimited Federal Funds	All Funds
Services & Supplies							
Intra-agency Charges	-	-	-	-	-	-	-
Other Services and Supplies	-	-	-	-	-	-	-
Expendable Prop 250 - 5000	-	-	-	-	-	-	-
Total Services & Supplies	-	-	-	-	-	-	-
Total Expenditures							
Total Expenditures	-	-	-	-	-	-	-
Total Expenditures	-	-	-	-	-	-	-
Ending Balance							
Ending Balance	-	-	-	-	-	-	-
Total Ending Balance	-	-	-	-	-	-	-
Total Positions							
Total Positions	-	-	-	-	-	-	-
Total Positions	-	-	-	-	-	-	-
Total FTE							
Total FTE	-	-	-	-	-	-	-
Total FTE	-	-	-	-	-	-	-

2019-21
PICS SYSTEM: BUDGET PREPARATION

DEPT. OF ADMIN. SVCS. -- PPDB PICS SYSTEM

01/15/19 REPORT NO.: PDPPLBUDCL
REPORT: SUMMARY LIST BY PKG BY SUMMARY XREF
AGENCY:52500 HIGHER EDUCATION COORD COMM
SUMMARY XREF:101-00-00 108 HECC Operations

PKG CLASS COMP	DESCRIPTION	POS CNT	FTE	MCS	AVERAGE RATE	GF SAL	OF SAL	FF SAL	LF SAL	AF SAL
108 MMN X7008 AP	PRINCIPAL EXECUTIVE/MANAGER E		.00	.00	6,542.00					
			.00	.00	6,542.00					

POSITION NUMBER	AUTH NO	ORG STRUC	PKG Y TYP	CLASS COMP	RNG P	S T	POS CNT	FTE	BUDGET RATE	MOS	GF SAL	OF SAL	FF SAL	LF SAL	T R K
5250215	001341310	101-01-01-00000	108 0 PF	MMN X7008 AP	33X 02			.00	6,542.00	.00					
EST DATE: 2019/07/01 EXP DATE: 9999/01/01															
108															
.00															
.00															

HECC OPERATIONS
CAPITAL REQUEST PROCESSING STAFF

POLICY OPTION PACKAGE #109

Capital Request Processing Staff

Agency Request Budget: \$212,671 | 1POS, 1.00 FTE

Governor's Budget: Not Recommended | Restored in Package #090

PURPOSE

Policy Option Package 109 anticipates use of current statute (ORS 286A.863) that allows the Department of Administrative services, in consultation with the HECC, to bill public institutions for certain costs incurred in the administration of higher education bonds. The purpose of this Policy Option Package (POP) is to establish sustainable capacity for capital reimbursement request processing.

HOW ACHIEVED

ORS 286A.863 allows for billing of institutions for costs associated with the administration of Article XI-F and Article XI-G capital construction bonds. This POP recognizes the potential revenue that may be realized by the agency should the Department of Administrative Services, in coordination with the HECC, create and implement administrative rules to conduct such billing. Revenues to the HECC would offset the cost of staff required to perform project accounting and to coordinate and administer the capital reimbursement request process outlined in the intergovernmental agreements executed for each university capital project. Any billings would likely result in "Other Funds" revenue to the State. This POP would establish an "Other Funds" revenue line within the University Finance or appropriate Operations budgets, enabling HECC to hire staff dedicated to bond-project administration.

STAFFING IMPACT

1POS | 1.0FTE Fiscal Analyst 3 (OAS C1245 AP | #2520216 | 101-08-02)

QUANTIFYING RESULTS

HECC OPERATIONS
CAPITAL REQUEST PROCESSING STAFF

Resources provided through such billings will provide for an appropriate staff capacity for the timely processing of capital project reimbursement requests, as measured against the timeline specified project-specific intergovernmental agreements between the State and institutions.

REVENUE SOURCE

None

ESSENTIAL AND POLICY PACKAGE FISCAL IMPACT SUMMARY

Higher Education Coordinating Commission
 Pkg: 109 - Capital Request Processing Staff

Cross Reference Name: HECC Operations
 Cross Reference Number: 52500-101-00-00-00000

Description	General Fund	Lottery Funds	Other Funds	Federal Funds	Nonlimited Other Funds	Nonlimited Federal Funds	All Funds
Revenues							
Other Revenues	-	-	-	-	-	-	-
Total Revenues	-	-	-	-	-	-	-
Personal Services							
Class/Uncl. Sal. and Per Diem	-	-	-	-	-	-	-
Empl. Rel. Bd. Assessments	-	-	-	-	-	-	-
Public Employees' Retire Cont	-	-	-	-	-	-	-
Social Security Taxes	-	-	-	-	-	-	-
Worker's Comp. Assess. (WCD)	-	-	-	-	-	-	-
Mass Transit Tax	-	-	-	-	-	-	-
Flexible Benefits	-	-	-	-	-	-	-
Total Personal Services	-	-	-	-	-	-	-
Services & Supplies							
Instate Travel	-	-	-	-	-	-	-
Employee Training	-	-	-	-	-	-	-
Office Expenses	-	-	-	-	-	-	-
Telecommunications	-	-	-	-	-	-	-
Data Processing	-	-	-	-	-	-	-
Publicity and Publications	-	-	-	-	-	-	-
Employee Recruitment and Develop	-	-	-	-	-	-	-
Dues and Subscriptions	-	-	-	-	-	-	-
Other Services and Supplies	-	-	-	-	-	-	-

ESSENTIAL AND POLICY PACKAGE FISCAL IMPACT SUMMARY

Higher Education Coordinating Commission
 Pkg: 109 - Capital Request Processing Staff

Cross Reference Name: HECC Operations
 Cross Reference Number: 52500-101-00-00-00000

<i>Description</i>	General Fund	Lottery Funds	Other Funds	Federal Funds	Nonlimited Other Funds	Nonlimited Federal Funds	All Funds
Services & Supplies							
Expendable Prop 250 - 5000	-	-	-	-	-	-	-
Total Services & Supplies	-	-	-	-	-	-	-
Total Expenditures							
Total Expenditures	-	-	-	-	-	-	-
Total Expenditures	-	-	-	-	-	-	-
Ending Balance							
Ending Balance	-	-	-	-	-	-	-
Total Ending Balance	-	-	-	-	-	-	-
Total Positions							
Total Positions	-	-	-	-	-	-	-
Total Positions	-	-	-	-	-	-	-
Total FTE							
Total FTE	-	-	-	-	-	-	-
Total FTE	-	-	-	-	-	-	-

DEPT. OF ADMIN. SVCS. -- PPDB PICS SYSTEM

2019-21
 PICS SYSTEM: BUDGET PREPARATION

01/15/19 REPORT NO.: PPDPLBUDCL
 REPORT: SUMMARY LIST BY PKG BY SUMMARY XREF
 AGENCY:52500 HIGHER EDUCATION COORD COMM
 SUMMARY XREF:101-00-00 109 HECC Operations

PKG CLASS COMP	DESCRIPTION	POS CNT	FTE	MOS	AVERAGE RATE	GF SAL	OF SAL	FF SAL	LF SAL	AF SAL
109 OAS C1245 AP FISCAL ANALYST 3			.00	.00	5,442.00					
109			.00	.00	5,442.00					

POSITION NUMBER	AUTH NO	ORG STRUC	PKG Y	TYP	CLASS	COMP	RNG	P	S	POS CNT	FTE	BUDGET RATE	MOS	GF SAL	OF SAL	FF SAL	LF SAL	T R K
5250216	001341320	101-08-02-00000	109	0	PF	OAS	C1245	AP	30	02	.00	5,442.00	.00					
EST DATE: 2019/07/01 EXP DATE: 9999/01/01																		

109

.00 .00

HECC OPERATIONS

ELIMINATING BARRIERS TO STUDENT TRANSFER

POLICY OPTION PACKAGE #201

Eliminating Barriers to Student Transfer

Agency Request Budget: \$2,216,819 | 2POS, 1.50 FTE
Governor's Budget: Not Recommended

PURPOSE

One of the four pillars of the Higher Education Coordinating Commission's (HECC) Strategic Framework is streamlining learner pathways. A key component to this work is ensuring that credits transfer smoothly from Oregon's community colleges to the state's seven public universities. House Bill 2998, passed in 2017, required community colleges and public universities to: "establish foundational curriculum or foundational curricula for first year of coursework at public post-secondary institutions of education..." , and to "develop unified statewide transfer agreements based on foundational curricula for each major course of study."

To support community colleges and universities in this work, the HECC convened a Transfer Workgroup made up of faculty members, advisers, administrators, and students that collectively represent the state's seventeen community colleges and seven public universities, with an ex-officio member representing independent colleges and universities in Oregon. This group has met as either a full group or a subgroup fifteen times between October 2017 and August 2018, established two foundational curricula, and identified four majors (Biology, Business, English, and Education) to work on unified statewide transfer agreements (USTA). In addition to providing planning and staff support to the Transfer Workgroup and the four USTA workgroups, HECC staff have provided data analysis, prepared a report for the legislature, and chartered the Oregon Transfer Articulation Committee (OTAC) by merging the Transfer Workgroup and the Joint Transfer Articulation Committee existing groups into one advisory body for transfer of credits across the state.

HOW ACHIEVED

HB 2998 provided the HECC with two part-time limited-duration staff (0.46 RA3 and 0.46 OPA3) to manage this work in 2017-19. After evaluating the staff time that was needed to support the transfer work to date and projecting the needs in the future (ongoing staff support for OTAC and three USTA workgroups per year, data collection and reporting, maintaining alignment and

HECC OPERATIONS

ELIMINATING BARRIERS TO STUDENT TRANSFER

agreements between 24 public institutions, partnering with K-12 to connect transfer to accelerated learning, and developing student friendly advising tools), the HECC is requesting three types of support to continue the work of HB 2998.

First, the HECC requests two permanent staff to support the work identified above. A 1.0 FTE Operations and Policy Analyst 4 (OPA4) will be responsible for the HECC's convening, consulting and coordination role related to the work identified in HB 2998. This position will also assist with evaluation and assessment of the impact of the transfer agreements established under HB 2998 and serve as the primary agency point of contact on transfer issues. A 0.5 Research Analyst 3 (RA3) will be responsible for data collection and reporting that will enable the HECC to report on the impact and effectiveness of the transfer agreements established under HB 2998. The funding requested for these two positions is \$356,819 (Personal Services plus Services & Supplies).

Second, the HECC requests \$360,000 in Special Payments to support community colleges and universities in complying with the requirements of HB 2998. This funding will provide \$15,000 per biennium for each of Oregon's 24 public higher education institutions. Funds will be used to offset faculty and staff time that is used for participation in transfer workgroups, the development of USTAs (major transfer maps), or in the collection and reporting of data on credit transfer. Funds may also be used to pay for costs incurred for attending or hosting workgroups convened for the purpose of meeting the requirements of HB 2998.

Third, the HECC requests \$1,500,000 in Capital Outlay to develop a student friendly transfer portal that can be used by students, families, and advisers to identify where their courses transfer and how they meet institution and major specific requirements. Oregon is one of only nine states with community colleges and public universities that do not have such a portal. Evidence presented in the HECC's report on HB 2525 (2015) indicates that the lack of a common resource for students to navigate a confusing array of transfer policies and articulation agreements. This finding has been affirmed by Transfer Workgroup members and the development of a portal has been requested by students, faculty, and administrators from both community colleges and universities.

STAFFING IMPACTS

None.

HECC OPERATIONS

ELIMINATING BARRIERS TO STUDENT TRANSFER

QUANTIFY RESULTS

Eliminating barriers will reduce time-to-degree and lost credit for transfer students in Oregon. The HECC plans to see a decreased number of credits that do not transfer or only transfer as electives for community college to university transfer students; decreased number of credits at graduation for transfer students; improved alignment of curricula during the first two years of post-secondary study; and improved collaboration and coordination across public institutions. A milestone for this work would be the convening of new USTA workgroups in the fall of 2019, have funding in the summer of 2019 to reimburse faculty for time and travel, and developing a work plan for the portal by fall of 2019.

This investment would have a positive impact on the following Key Performance Measures (KPMs): KPM 4 (Oregon Educational Attainment); KPM 5 (Community College Completion and Transfer Rate); KPM 6 Racial/Ethnic Differences for Community College Completion and Transfer Rate); KPM 7 (Public University Graduation Rate); KPM 8 (Racial/Ethnic Diversity for Public University Graduation Rate)

REVENUE SOURCE

None

ESSENTIAL AND POLICY PACKAGE FISCAL IMPACT SUMMARY

Higher Education Coordinating Commission
 Pkg: 201 - Eliminating Barriers to Student Transfers

Cross Reference Name: HECC Operations
 Cross Reference Number: 52500-101-00-00-00000

<i>Description</i>	General Fund	Lottery Funds	Other Funds	Federal Funds	Nonlimited Other Funds	Nonlimited Federal Funds	All Funds
Revenues							
General Fund Appropriation	-	-	-	-	-	-	-
Total Revenues	-	-	-	-	-	-	-
Personal Services							
Class/Unclass Sal. and Per Diem	-		-	-		-	-
Empl. Rel. Bd. Assessments	-		-	-		-	-
Public Employees' Retire Cont	-		-	-		-	-
Social Security Taxes	-		-	-		-	-
Worker's Comp. Assess. (WCD)	-		-	-		-	-
Mass Transit Tax	-		-	-		-	-
Flexible Benefits	-		-	-		-	-
Total Personal Services	-		-	-		-	-
Services & Supplies							
Instate Travel	-		-	-		-	-
Employee Training	-		-	-		-	-
Office Expenses	-		-	-		-	-
Telecommunications	-		-	-		-	-
Data Processing	-		-	-		-	-
Publicity and Publications	-		-	-		-	-
Employee Recruitment and Develop	-		-	-		-	-
Dues and Subscriptions	-		-	-		-	-
Other Services and Supplies	-		-	-		-	-

ESSENTIAL AND POLICY PACKAGE FISCAL IMPACT SUMMARY

Higher Education Coordinating Commission
 Pkg: 201 - Eliminating Barriers to Student Transfers

Cross Reference Name: HECC Operations
 Cross Reference Number: 52500-101-00-00-00000

<i>Description</i>	General Fund	Lottery Funds	Other Funds	Federal Funds	Nonlimited Other Funds	Nonlimited Federal Funds	All Funds
Services & Supplies							
Expendable Prop 250 - 5000	-	-	-	-	-	-	-
Total Services & Supplies	-	-	-	-	-	-	-
Capital Outlay							
Data Processing Software	-	-	-	-	-	-	-
Total Capital Outlay	-	-	-	-	-	-	-
Special Payments							
Dist to Comm College Districts	-	-	-	-	-	-	-
Spc Pmt to Public Universities	-	-	-	-	-	-	-
Total Special Payments	-	-	-	-	-	-	-
Total Expenditures	-	-	-	-	-	-	-
Total Expenditures	-	-	-	-	-	-	-
Ending Balance							
Ending Balance	-	-	-	-	-	-	-
Total Ending Balance	-	-	-	-	-	-	-

ESSENTIAL AND POLICY PACKAGE FISCAL IMPACT SUMMARY

Higher Education Coordinating Commission
 Pkg: 201 - Eliminating Barriers to Student Transfers

Cross Reference Name: HECC Operations
 Cross Reference Number: 52500-101-00-00-00000

<i>Description</i>	General Fund	Lottery Funds	Other Funds	Federal Funds	Nonlimited Other Funds	Nonlimited Federal Funds	All Funds
Total Positions	-	-	-	-	-	-	-
Total Positions	-	-	-	-	-	-	-
Total FTE	-	-	-	-	-	-	-
Total FTE	-	-	-	-	-	-	-
Total FTE	-	-	-	-	-	-	-
Total FTE	-	-	-	-	-	-	-

PKG CLASS COMP	DESCRIPTION	POS CNT	FTE	MOS	AVERAGE RATE	GF SAL	OF SAL	FF SAL	LF SAL	AF SAL
201 MMN X0873 AP OPERATIONS & POLICY ANALYST 4			.00	.00	6,542.00					
201 OAS C1117 AP RESEARCH ANALYST 3			.00	.00	4,514.00					
201			.00	.00	5,528.00					

POSITION NUMBER	AUTH NO	ORG STRUC	PKG Y TYP	CLASS COMP	RNG P	S T POS CNT	FTE	BUDGET RATE	MOS	GF SAL	OF SAL	FF SAL	LF SAL	T R K
5250217	001341330	101-07-00-00000	201 0 PF	MMN X0873 AP	32 02		.00	6,542.00						
EST DATE: 2019/07/01 EXP DATE: 9999/01/01														
5250218	001341340	101-07-00-00000	201 0 PP	OAS C1117 AP	26 02		.00	4,514.00						
EST DATE: 2019/07/01 EXP DATE: 9999/01/01														
201														
.00														

HECC OPERATIONS

EXPANDING OPPORTUNITIES THROUGH OUTREACH

POLICY OPTION PACKAGE #202

Expanding Opportunities through Outreach

Agency Request Budget: \$4,684,568 | 9POS, 9.00 FTE
Governor's Budget: Not Recommended

PURPOSE

Too few Oregonians today receive relevant, comprehensive information about options for affordable postsecondary education and training. In partnership with PK-12, nonprofit and regional partners, HECC is developing and advocating for a plan that expands access to effective college/career planning tools and services.

HOW ACHIEVED

In partnership with PK-12, nonprofit, institutional and regional partners, HECC will expand access to effective college/career planning tools and resources. HECC will apply the Equity Lens as a guide for expanding the network of partnerships and services to areas of the state that have the least amount of postsecondary participation, infrastructure, and support networks. In doing so, HECC will expand upon existing agency strengths—including K-12 partnerships, financial aid and planning resources, FAFSA completion efforts, mentorship, adult training, and workforce development. This will open doors of opportunity for thousands of youth and adults who have been least engaged in postsecondary education and training, including those who are unemployed or underemployed. The tasks and activities listed below are part of this Policy Option Package:

- Partner with regional and statewide organizations that work with identified targeted populations: Adult, Rural, Latino and Tribal students. Award grant funding to entities working with those populations to expand opportunities. (\$2.5M)
- Increase the number of ASPIRE sites in underserved regions and increase partnership grant funding for middle and high schools, community-based organizations, tribal sites, etc. (Current ASPIRE staff work in their communities: the Portland area, central Oregon, southern Oregon, and the Willamette Valley). Additional regionally located staff would allow us to have a greater presence and to develop stronger local connections and more support for students in eastern Oregon, the southern and northern coast areas and the subsections of the Portland metro area. Face to face contact and relationships within communities is what works. (\$1.1M additional)

HECC OPERATIONS
EXPANDING OPPORTUNITIES THROUGH OUTREACH

- Improve outreach materials and publications, website, student portal, applications, and social media for targeted groups. (\$200,000)
- Improve communication tools, including translated materials and a texting service to support students, (\$200,000)
- Increase outreach events focused on the targeted populations. (\$100,000)
- Increase FAFSA PLUS+ sites and ORSAA support

STAFFING IMPACT

None.

QUANTIFYING RESULTS

Increase access to postsecondary educational options and financial aid through development and implementation of an outreach plan to target underserved populations identified by HECC: 1) Rural Communities, 2) Adult Learners, 3) Racial/Minority with a focus on Hispanic/Latino Community, 4) Tribal Communities.

This investment would have a positive impact on the following Key Performance Measures (KPMs): KPM 1(Oregon High School Graduates Attending College); KPM 2 (Racial/Ethnic Differences Among Oregon High School Graduates Attending College); KPM 4 (Oregon Educational Attainment); KPM 6 Racial/Ethnic Differences for Community College Completion and Transfer Rate); KPM 8 (Racial/Ethnic Diversity for Public University Graduation Rate)

REVENUE SOURCE

None

ESSENTIAL AND POLICY PACKAGE FISCAL IMPACT SUMMARY

Higher Education Coordinating Commission
 Pkg: 202 - Expanding Opportunities through Outreach

Cross Reference Name: HECC Operations
 Cross Reference Number: 52500-101-00-00-00000

Description	General Fund	Lottery Funds	Other Funds	Federal Funds	Nonlimited Other Funds	Nonlimited Federal Funds	All Funds
Revenues							
General Fund Appropriation	-	-	-	-	-	-	-
Total Revenues	-	-	-	-	-	-	-
Personal Services							
Class/Uncl. Sal. and Per Diem	-						
Empl. Rel. Bd. Assessments	-						
Public Employees' Retire Cont	-						
Social Security Taxes	-						
Worker's Comp. Assess. (WCD)	-						
Mass Transit Tax	-						
Flexible Benefits	-						
Total Personal Services	-						
Services & Supplies							
Instate Travel	-						
Employee Training	-						
Office Expenses	-						
Telecommunications	-						
Data Processing	-						
Publicity and Publications	-						
Professional Services	-						
IT Professional Services	-						
Employee Recruitment and Develop	-						
Dues and Subscriptions	-						

ESSENTIAL AND POLICY PACKAGE FISCAL IMPACT SUMMARY

Higher Education Coordinating Commission
 Pkg: 202 - Expanding Opportunities through Outreach

Cross Reference Name: HECC Operations
 Cross Reference Number: 52500-101-00-00-00000

Description	General Fund	Lottery Funds	Other Funds	Federal Funds	Nonlimited Other Funds	Nonlimited Federal Funds	All Funds
Services & Supplies							
Other Services and Supplies	-	-	-	-	-	-	-
Expendable Prop 250 - 5000	-	-	-	-	-	-	-
Total Services & Supplies	-	-	-	-	-	-	-
Special Payments							
Dist to Local School Districts	-	-	-	-	-	-	-
Dist to Non-Profit Organizations	-	-	-	-	-	-	-
Total Special Payments	-	-	-	-	-	-	-
Total Expenditures							
Total Expenditures	-	-	-	-	-	-	-
Total Expenditures	-	-	-	-	-	-	-
Ending Balance							
Ending Balance	-	-	-	-	-	-	-
Total Ending Balance	-	-	-	-	-	-	-
Total Positions							
Total Positions	-	-	-	-	-	-	-
Total Positions	-	-	-	-	-	-	-

ESSENTIAL AND POLICY PACKAGE FISCAL IMPACT SUMMARY

Higher Education Coordinating Commission
 Pkg: 202 - Expanding Opportunities through Outreach

Cross Reference Name: HECC Operations
 Cross Reference Number: 52500-101-00-00-000000

<i>Description</i>	General Fund	Lottery Funds	Other Funds	Federal Funds	Nonlimited Other Funds	Nonlimited Federal Funds	All Funds
Total FTE							
Total FTE							
Total FTE	-	-	-	-	-	-	-

PKG	CLASS	COMP	DESCRIPTION	POS CNT	FTE	MOS	AVERAGE RATE	GF SAL	OF SAL	FF SAL	LF SAL	AF SAL
202	MMN	X0863	AP PROGRAM ANALYST 4		.00	.00	6,233.00					
202	OAS	C0107	AP ADMINISTRATIVE SPECIALIST 1		.00	.00	2,994.00					
202	OAS	C0860	AP PROGRAM ANALYST 1		.00	.00	3,918.00					
202	OAS	C0861	AP PROGRAM ANALYST 2		.00	.00	4,727.00					
202					.00	.00	4,162.44					

POSITION NUMBER	AUTH NO	ORG STRUC	PKG Y	F POS TYP	CLASS COMP	RNG P	S T POS CNT	FTE	BUDGET RATE	MOS	GF SAL	OF SAL	FF SAL	LF SAL	T R K
5250219	001341350	101-06-00-00000	202	0 PF	MMN X0863 AP	31	02	.00	6,233.00	.00					
EST DATE: 2019/07/01 EXP DATE: 9999/01/01															
5250220	001341360	101-06-00-00000	202	0 PF	OAS C0861 AP	27	02	.00	4,727.00	.00					
EST DATE: 2019/07/01 EXP DATE: 9999/01/01															
5250221	001341370	101-06-00-00000	202	0 PF	OAS C0860 AP	23	02	.00	3,918.00	.00					
EST DATE: 2019/07/01 EXP DATE: 9999/01/01															
5250222	001341380	101-06-00-00000	202	0 PF	OAS C0860 AP	23	02	.00	3,918.00	.00					
EST DATE: 2019/07/01 EXP DATE: 9999/01/01															
5250223	001341390	101-06-00-00000	202	0 PF	OAS C0860 AP	23	02	.00	3,918.00	.00					
EST DATE: 2019/07/01 EXP DATE: 9999/01/01															
5250224	001341400	101-06-00-00000	202	0 PF	OAS C0860 AP	23	02	.00	3,918.00	.00					
EST DATE: 2019/07/01 EXP DATE: 9999/01/01															
5250225	001341410	101-06-00-00000	202	0 PF	OAS C0860 AP	23	02	.00	3,918.00	.00					
EST DATE: 2019/07/01 EXP DATE: 9999/01/01															
5250226	001341420	101-06-00-00000	202	0 PF	OAS C0860 AP	23	02	.00	3,918.00	.00					
EST DATE: 2019/07/01 EXP DATE: 9999/01/01															
5250227	001341430	101-06-00-00000	202	0 PF	OAS C0107 AP	17	02	.00	2,994.00	.00					
EST DATE: 2019/07/01 EXP DATE: 9999/01/01															
202															

HECC OPERATIONS

OREGON YOUTH EMPLOYMENT PROGRAM

POLICY PACKAGE #203

Oregon Youth Employment Program

Agency Request Budget: \$285,669 | 2POS, 1.50 FTE
Governor's Budget: Not Recommended

PURPOSE

Oregon's economic competitiveness is fundamentally linked to a skilled workforce. However, thousands of youth are not finding opportunities to develop the academic and job skills they must have in order to contribute and succeed in today's changing global economy. The purpose of this policy option package (POP) is to address the industry need for shortages in youth work experience and fund ORS 660.353.

Oregon business and industry leaders who provided input through the Oregon Talent Summit and Talent Assessment forums, hosted by the Workforce and Talent Development Board, emphasized the critical need for young people to obtain career connected learning opportunities and in particular essential workplace skills. These skills include: showing up on time, working a complete shift, interacting with others, critical thinking, problem solving, teamwork, initiative, respect for the employer and co-workers and being drug free. When these skills are not learned at home or in the course of traditional education, they are most successfully taught in a hands-on environment through real work experience.

In order to address these shortages in youth work experiences (including internships, summer jobs, on-the-job training and pre-apprenticeships), the HECC's Office of Workforce Investments will collaborate with the state Workforce and Talent Development Board, Oregon's nine Local Workforce Development Boards (LWDBs) and the Oregon Youth Conservation Corps (OYCC) in order to provide meaningful work experience and workforce training for Oregonians between the ages of 16-24. Oregon has a history of very successful youth employment models including summer youth jobs and paid internships, but has not funded these opportunities since federal dollars were received during the Great Recession in 2009.

Package 203 will provide funding for Work Experiences that pay at least the minimum wage. A cost of \$4,500 per youth includes wages for an average of 6 weeks for 40 hours per week, including taxes and fringe as well as staff and educational support and administrative costs.

HECC OPERATIONS

OREGON YOUTH EMPLOYMENT PROGRAM

This is an average and depends on the approach and models utilized locally to meet community needs. In addition to the actual work experience, every youth must be provided with two opportunities to understand and be exposed to high demand and high wage career occupations and jobs to better make individual education and training decisions during their Work Experience. This exposure must equal a minimum of one full day of work.

HOW ACHIEVED

The resources will be distributed to the nine LWDBs and OYCC program grantees. The jobs will pay youth at least the Oregon minimum wage appropriate for their geographic location, and will also cover fringe, payroll processing, and related participant expenses (including additional case management or equipment expenses). Wherever possible, other Federal or Other funded programs will supplement this General Fund investment.

Programs will be modeled after existing proven work experience programs. Programs will be competency-based in their approach and include workforce and academic preparation. Youth will be required to demonstrate skills along a continuum of career readiness. Funded programs will be required to include exposure to in-demand occupations with particular emphasis on targeted sectors and pre-apprenticeship opportunities.

This package will provide work experiences for youth ages 16 to 24 in each of Oregon's 36 counties. Work experiences will include youth recruitment, preparation and support, recruitment and involvement of employers, matching youth to appropriate worksites, assessing youth progress, program evaluation and modification. The program participants will be provided with case management and support services, and local boards/grantees will collect data and ensure the identification and dissemination of the most promising practices.

STAFFING IMPACTS

None.

HECC OPERATIONS
OREGON YOUTH EMPLOYMENT PROGRAM

QUANTIFY RESULTS

By providing funding for the Oregon Youth Employment Program, at risk Oregonians ages 16-24 will have the opportunity to develop essential workplace skills which will set them up for future success with employment. At risk youth include young Oregonians in rural communities, communities of color and those experiencing generational poverty. This can be measured by the: number of work experiences, hours worked, wages earned and job retention or entry into education as appropriate. Additionally, participants will receive certification in Work Readiness and potentially other industry recognized credentials. Some of these will result in high school or college credit depending on local relationships with institutions.

REVENUE SOURCE

None

ESSENTIAL AND POLICY PACKAGE FISCAL IMPACT SUMMARY

Higher Education Coordinating Commission
 Pkg: 203 - Oregon Youth Employment Program

Cross Reference Name: HECC Operations
 Cross Reference Number: 52500-101-00-00-00000

Description	General Fund	Lottery Funds	Other Funds	Federal Funds	Nonlimited Other Funds	Nonlimited Federal Funds	All Funds
Revenues							
General Fund Appropriation	-	-	-	-	-	-	-
Total Revenues	-	-	-	-	-	-	-
Personal Services							
Class/Unclass Sal. and Per Diem	-		-	-		-	-
Empl. Ret. Bd. Assessments	-		-	-		-	-
Public Employees' Retire Cont	-		-	-		-	-
Social Security Taxes	-		-	-		-	-
Worker's Comp. Assess. (WCD)	-		-	-		-	-
Mass Transit Tax	-		-	-		-	-
Flexible Benefits	-		-	-		-	-
Total Personal Services	-		-	-		-	-
Services & Supplies							
Instate Travel	-		-	-		-	-
Employee Training	-		-	-		-	-
Office Expenses	-		-	-		-	-
Telecommunications	-		-	-		-	-
Data Processing	-		-	-		-	-
Publicity and Publications	-		-	-		-	-
Employee Recruitment and Develop	-		-	-		-	-
Dues and Subscriptions	-		-	-		-	-
Other Services and Supplies	-		-	-		-	-

ESSENTIAL AND POLICY PACKAGE FISCAL IMPACT SUMMARY

Higher Education Coordinating Commission
 Pkg: 203 - Oregon Youth Employment Program

Cross Reference Name: HECC Operations
 Cross Reference Number: 52500-101-00-00-00000

<i>Description</i>	General Fund	Lottery Funds	Other Funds	Federal Funds	Nonlimited Other Funds	Nonlimited Federal Funds	All Funds
Services & Supplies							
Expendable Prop 250 - 5000	-	-	-	-	-	-	-
Total Services & Supplies	-	-	-	-	-	-	-
Total Expenditures							
Total Expenditures	-	-	-	-	-	-	-
Total Expenditures	-	-	-	-	-	-	-
Ending Balance							
Ending Balance	-	-	-	-	-	-	-
Total Ending Balance	-	-	-	-	-	-	-
Total Positions							
Total Positions	-	-	-	-	-	-	-
Total Positions	-	-	-	-	-	-	-
Total FTE							
Total FTE	-	-	-	-	-	-	-
Total FTE	-	-	-	-	-	-	-

PKG CLASS COMP	DESCRIPTION	POS CNT	FTE	MOS	AVERAGE RATE	GF SAL	OF SAL	FF SAL	LF SAL	AF SAL
203 OAS C0108 AP	ADMINISTRATIVE SPECIALIST 2		.00		3,409.00					
203 OAS C0861 AP	PROGRAM ANALYST 2		.00		4,727.00					
203			.00		4,068.00					

POSITION NUMBER	AUTH NO	ORG STRUC	PKG Y TYP	CLASS COMP	RNG P	POS CNT	FTE	BUDGET RATE	MOS	GF SAL	OF SAL	FF SAL	LF SAL	T R K
5250228	001341440	101-04-00-00000	203 0 PF	OAS C0861 AP	27 02		.00	4,727.00	.00					
EST DATE: 2019/07/01 EXP DATE: 9999/01/01														
5250229	001341450	101-04-00-00000	203 0 PP	OAS C0108 AP	20 02		.00	3,409.00	.00					
EST DATE: 2019/07/01 EXP DATE: 9999/01/01														
203														
.00														

HECC OPERATIONS

DATA-DRIVEN POLICY CAPACITY

POLICY OPTION PACKAGE #204

Data-Driven Policy Capacity

Agency Request Budget: \$549,490 | 3POS, 2.50 FTE
Governor's Budget: Not Recommended

PURPOSE:

This Policy Option Package is designed to create capacity within the Higher Education Coordinating Commission (HECC) to collect and analyze data available locally and nationally to both evaluate the Oregon public university fiscal environment and proactively develop and inform state fiscal policy concerning public universities.

HOW ACHIEVED

Package 204 proposes \$549,490 in funding for 2.5 FTE, providing staffing capacity that will allow for critical data evaluation work outside of the reactive nature of current HECC activities with respect to university fiscal policy and administration. Establishment of a pro-active model of data collection, analysis, and strategy-focused fiscal policy development is critical to the ability of the agency and State in its efforts to properly coordinate and fund a portfolio of public universities while maintaining affordability for Oregon resident students. Currently, and directly resulting from limited staff capacity, institution-level revenue, expenditure, and other data is not systematically collected by the HECC or aggregated outside of very specific uses of that data required by statute or state processes. Staff time is allocated across university budget and finance responsibilities in a similarly reactive way, often prompted by external deadlines or immediate need. This triage approach to prioritizing work is necessary due to the limited budgeted analyst-level capacity of the office and a lack of budgeted administrative support. As a result, there is little monitoring of the university fiscal environment or trends in higher education in Oregon and nationally, and no capacity to engage in critical, long-range planning activities with Oregon's public universities.

Collection of institution-level fiscal data and increased analyst and administrative support staffing will allow for a more thoughtful, thorough, and proactive approach to issues ranging from tuition increase reviews to university evaluations and capital planning. As an example, nearly 20 proposed capital projects for the 2019-21 biennium were submitted by the seven public universities for the 2019-21 biennium. The current capital prioritization process yields a prioritized list after

HECC OPERATIONS

DATA-DRIVEN POLICY CAPACITY

approximately one month of staff review and consideration, with work generally performed by a single analyst and the office director. This brief process that involves minimal staff is currently necessary because of workload and capacity realities but may influence investment decisions for as much as \$400 million in State bond proceeds. A superior approach might disperse the attention on capital prioritization throughout the biennium, allowing for a longer and deeper exchange of information between HECC staff and public universities, rather than the condensed, high-pressure, high-stakes process that is necessitated by limited staff capacity. Other benefits of increased staff capacity may include an opportunity to consolidate HECC's university and community college finance and facilities work to a single office, providing an opportunity for streamlined processes, critical cross-training, and a more strategic view of higher education finance that crosses between 2- and 4-year sectors.

STAFFING IMPACT

None.

QUANTIFYING RESULTS

Improved university budget and finance staff capacity will provide an opportunity to more completely utilize existing and future data sets and other information in the pro-active evaluation of the fiscal and operating conditions of institutions, the operating environment, and strategies that may improve outcomes for Oregon students. A positive impact is expected on agency KPM 4 (Oregon Educational Attainment); KPM 7 (Public University Graduation Rate) and KPM 8 (Racial/Ethnic Differences for Public University Graduation Rate). This investment should also decrease the percent of resident enrolled students who are incurring unaffordable costs overall (KPM 9) and by race/ethnicity (KPM 10).

REVENUE SOURCE

None

ESSENTIAL AND POLICY PACKAGE FISCAL IMPACT SUMMARY

Higher Education Coordinating Commission
 Pkg: 204 - Data Driven Fiscal Policy Staff

Cross Reference Name: HECC Operations
 Cross Reference Number: 52500-101-00-00-00000

Description	General Fund	Lottery Funds	Other Funds	Federal Funds	Nonlimited Other Funds	Nonlimited Federal Funds	All Funds
Revenues							
General Fund Appropriation	-	-	-	-	-	-	-
Total Revenues	-	-	-	-	-	-	-
Personal Services							
Class/Unclass Sal. and Per Diem	-	-	-	-	-	-	-
Empl. Rel. Bd. Assessments	-	-	-	-	-	-	-
Public Employees' Retire Cont	-	-	-	-	-	-	-
Social Security Taxes	-	-	-	-	-	-	-
Worker's Comp. Assess. (WCD)	-	-	-	-	-	-	-
Mass Transit Tax	-	-	-	-	-	-	-
Flexible Benefits	-	-	-	-	-	-	-
Total Personal Services	-	-	-	-	-	-	-
Services & Supplies							
Instate Travel	-	-	-	-	-	-	-
Employee Training	-	-	-	-	-	-	-
Office Expenses	-	-	-	-	-	-	-
Telecommunications	-	-	-	-	-	-	-
Data Processing	-	-	-	-	-	-	-
Publicity and Publications	-	-	-	-	-	-	-
Employee Recruitment and Develop	-	-	-	-	-	-	-
Dues and Subscriptions	-	-	-	-	-	-	-
Other Services and Supplies	-	-	-	-	-	-	-

ESSENTIAL AND POLICY PACKAGE FISCAL IMPACT SUMMARY

Higher Education Coordinating Commission
 Pkg: 204 - Data Driven Fiscal Policy Staff

Cross Reference Name: HECC Operations
 Cross Reference Number: 52500-101-00-00-00000

Description	General Fund	Lottery Funds	Other Funds	Federal Funds	Nonlimited Other Funds	Nonlimited Federal Funds	All Funds
Services & Supplies							
Expendable Prop 250 - 5000	-	-	-	-	-	-	-
Total Services & Supplies	-	-	-	-	-	-	-
Total Expenditures							
Total Expenditures	-	-	-	-	-	-	-
Total Expenditures	-	-	-	-	-	-	-
Ending Balance							
Ending Balance	-	-	-	-	-	-	-
Total Ending Balance	-	-	-	-	-	-	-
Total Positions							
Total Positions	-	-	-	-	-	-	-
Total Positions	-	-	-	-	-	-	-
Total FTE							
Total FTE	-	-	-	-	-	-	-
Total FTE	-	-	-	-	-	-	-

PKG CLASS COMP	DESCRIPTION	POS CNT	FTE	MOS	AVERAGE RATE	GF SAL	FF SAL	LF SAL	AF SAL
204 MN X0872 AP OPERATIONS & POLICY ANALYST 3			.00	.00	5,937.00				
204 UA C0108 AP ADMINISTRATIVE SPECIALIST 2			.00	.00	3,403.00				
204			.00	.00	5,092.33				

POSITION NUMBER	AUTH NO	ORG STRUC	PKG Y TYP	F POS	CLASS COMP	RNG P	S T	POS CNT	FTE	BUDGET RATE	MOS	GF SAL	OF SAL	FF SAL	LF SAL	T R K
5250230	001341460	101-08-01-00000	204 0 PF	MMN X0872 AP	30 02				.00	5,937.00						
EST DATE: 2019/07/01 EXP DATE: 9999/01/01																
5250231	001341470	101-08-01-00000	204 0 PF	MMN X0872 AP	30 02				.00	5,937.00						
EST DATE: 2019/07/01 EXP DATE: 9999/01/01																
5250232	001341480	101-08-01-00000	204 0 PP	UA C0108 AP	20 02				.00	3,403.00						
EST DATE: 2019/07/01 EXP DATE: 9999/01/01																
204																
.00																

HECC OPERATIONS

PRIVATE CAREER SCHOOL LICENSURE

POLICY OPTION PACKAGE #205

Private Career School (PCS) Licensure

Agency Request Budget: \$322,081 | 2POS, 1.50 FTE
Governor's Budget: Not Recommended

PURPOSE

The Higher Education Coordinating Commission (HECC) Private Career Schools unit (PCS) is charged under ORS 345.015-450 with the licensure and regulatory compliance of the state's more than 200 private career schools, and licensure of more than 2,000 teachers for the private career school sector. This regulatory oversight includes a significant consumer protection and student protection component that is not served appropriately at current staff levels.

The PCS unit's staffing is at a current historic low point. While the unit was part of the Oregon Department of Education, it had as many as eight full time employees (FTE). Currently, under the HECC, the PCS unit is at 3.0 FTE, with 1.0 FTE (Compliance Specialist 1, limited duration) out for hire.

The purpose of this Policy Option Package (POP) is to stabilize the fluctuations in revenue for the PCS unit, and allow for the permanent addition of 1.5 FTE to the unit so that HECC PCS may offer greater consumer and student protection to the field in the form of student complaint investigation and the investigation and licensure of unlicensed career schools. This stabilization will be accomplished through a new, continuing General Fund appropriation to HECC PCS to fund its critical student and consumer protection work. Currently HECC PCS lacks an ending fund balance (EFB), where best practice suggests having six months of operating revenue in reserve for an Other Funds unit.

HOW ACHIEVED

The PCS unit formerly received General Fund backfill and subsidy when it was part of the Oregon Department of Education, and it received a one-time appropriation of \$215,000 from the legislature for the 2015-17 biennium, with the intention that the unit become entirely Other Fund supported (i.e. licensure and renewal fees) for the first time in its history. Despite a 30 percent increase in licensure and renewal fees in 2017 and staff attrition, the unit is currently running a structural deficit projected at \$200,000 for the biennium.

HECC OPERATIONS

PRIVATE CAREER SCHOOL LICENSURE

This Policy Option Package, along with a *further* 30 percent increase in licensure and renewal fees, will provide necessary revenue stability and shore up the consumer and student protection functions (noted above) of the PCS unit. Additionally, we expect the addition of staff to create efficiencies in key areas such as licensure, inspection, and rulemaking with stakeholders in the field.

STAFFING IMPACT

None.

QUANTIFYING RESULTS

The HECC expects to see greater revenue stability for the PCS unit. The increased staff capacity will allow PCS to focus more of its limited resources on its most vital functions: consumer and student protection. The permanent hire of a Education Policy Specialist to take on the majority of student complaint, compliance, and investigatory duties of the PCS unit will allow a shifting of these duties from other staff. This will allow other current staff to concentrate on the most complex cases of regulatory compliance, student complaints requiring lengthy investigations, and analysis of curricula and other aspects of school licensing. The hiring of an Operations and Policy Analyst will also assist staff with regular analysis of the unit's revenue patterns, administrative rulemaking, and reporting to the PCS Advisory Committee, Legislature, and Commission on the impact of the private postsecondary sector in degree and certificate production, as part of the state's broader education achievement goals. By the end of the 2019-21 biennium, we expect to see revenues stabilized (i.e. no deficit for the unit), the establishment of the beginning of an EFB, and significant reduction in turnaround times, both for complaints and for school licensing.

In addition, the HECC expects:

- Increased capacity to receive, process, investigate and resolve consumer and student complaints, resulting to quicker resolution times.
- Significant decrease in turnaround times for initial licensure and licensure renewal of private career schools (wait times are currently six to eight months, due to limited staff capacity).
- Restoration of mandatory services to the field such as site inspections
- Decreased time and greater effectiveness in rulemaking in fields where curricular standards are encoded in Oregon Administrative Rule, such as cosmetology.

This investment would have a positive impact on the following Key Performance Measures (KPMs): KPM 4 (Oregon Educational Attainment); KPM 15 (Customer Service)

HECC OPERATIONS
PRIVATE CAREER SCHOOL LICENSURE

REVENUE SOURCE

None

ESSENTIAL AND POLICY PACKAGE FISCAL IMPACT SUMMARY

Higher Education Coordinating Commission
 Pkg: 205 - Private Career School Licensure

Cross Reference Name: HECC Operations
 Cross Reference Number: 52500-101-00-00-00000

Description	General Fund	Lottery Funds	Other Funds	Federal Funds	Nonlimited Other Funds	Nonlimited Federal Funds	All Funds
Revenues							
General Fund Appropriation	-	-	-	-	-	-	-
Total Revenues	-	-	-	-	-	-	-
Personal Services							
Class/Uncl. Sal. and Per Diem	-	-	-	-	-	-	-
Empl. Rel. Bd. Assessments	-	-	-	-	-	-	-
Public Employees' Retire Cont	-	-	-	-	-	-	-
Social Security Taxes	-	-	-	-	-	-	-
Worker's Comp. Assess. (WCD)	-	-	-	-	-	-	-
Mass Transit Tax	-	-	-	-	-	-	-
Flexible Benefits	-	-	-	-	-	-	-
Total Personal Services	-	-	-	-	-	-	-

Services & Supplies

Instate Travel	-	-	-	-	-	-	-
Employee Training	-	-	-	-	-	-	-
Office Expenses	-	-	-	-	-	-	-
Telecommunications	-	-	-	-	-	-	-
Data Processing	-	-	-	-	-	-	-
Publicity and Publications	-	-	-	-	-	-	-
Employee Recruitment and Develop	-	-	-	-	-	-	-
Dues and Subscriptions	-	-	-	-	-	-	-
Other Services and Supplies	-	-	-	-	-	-	-

ESSENTIAL AND POLICY PACKAGE FISCAL IMPACT SUMMARY

Higher Education Coordinating Commission
 Pkg: 205 - Private Career School Licensure

Cross Reference Name: HECC Operations
 Cross Reference Number: 52500-101-00-00-00000

Description	General Fund	Lottery Funds	Other Funds	Federal Funds	Nonlimited Other Funds	Nonlimited Federal Funds	All Funds
Services & Supplies							
Expendable Prop 250 - 5000	-	-	-	-	-	-	-
Total Services & Supplies	-	-	-	-	-	-	-
Total Expenditures							
Total Expenditures	-	-	-	-	-	-	-
Total Expenditures	-	-	-	-	-	-	-
Ending Balance							
Ending Balance	-	-	-	-	-	-	-
Total Ending Balance	-	-	-	-	-	-	-
Total Positions							
Total Positions	-	-	-	-	-	-	-
Total Positions	-	-	-	-	-	-	-
Total FTE							
Total FTE	-	-	-	-	-	-	-
Total FTE	-	-	-	-	-	-	-

HECC OPERATIONS

ADULT ATTAINMENT

POLICY OPTION PACKAGE #206

Adult Attainment

Agency Request Budget: \$14,455,094 | 2POS, 2.00 FTE
Governor's Budget: Not Recommended

PURPOSE

Oregon has 442,000 adults 25 and older who have no postsecondary credentials and are unemployed or working and making less than \$15/hour. Oregon's workforce and educational attainment goals cannot be met unless this population of adults, especially those from underrepresented populations, develop their skills and earn meaningful credentials.

Unfortunately, higher education structures, which are often geared toward traditional students who attend full time, do not serve adult learners well. Adult learners are more likely to be enrolled part time, so they take longer to complete, incur greater long-term costs, and have a much lower chance of ever graduating. These students need assurances that they can make steady progress in their programs of study through accelerated courses, year-round enrollment, credit for prior learning, and schedules that work with their lives. Adult-friendly structures, combined with additional financial supports, can dramatically increase adult attainment and career readiness in Oregon.

HOW ACHIEVED

Increasing adult attainment will be focused on three strategies: 1) an outreach campaign to adults, 2) competitive grant programs to community colleges and universities to support implementation of individualized and adult-friendly strategies, and 3) grants for returning adults. Funding for this policy package would include the following components:

- \$7,000,000 to create an Oregon Succeeds (Adult Promise) grant program for adult students with some credit and no degree who have been out of higher education for at least two years, but who are within a number of credits (to be determined) of completing a high-demand certificate or associate's degree, or a bachelor's degree. Similar to the Oregon Promise Grant, a portion of the funding would be retained by the HECC for advertising and program development.

HECC OPERATIONS ADULT ATTAINMENT

- \$7,000,000 in grants to community colleges and universities to implement adult-friendly practices. This should include expansion of credit for prior learning, expanding schedules to accommodate adult students, providing individualized advising and career coaching to all returning adults, including the shortest path to completion, and developing adult-specific communication tools.
- 2.0 FTE Program Analyst 3 to manage the grant programs, including marketing and outreach and organizing technical assistance for grantees.

STAFFING IMPACT

None.

QUANTIFYING RESULTS

The HECC expects to see an increase in the number of adults returning to college who have some college, no credential. This investment would have a positive impact on the following Key Performance Measures (KPMs): KPM 4 (Oregon Educational Attainment); KPM 5 (Community College Completion and Transfer Rate); KPM 6 Racial/Ethnic Differences for Community College Completion and Transfer Rate); KPM 7 (Public University Graduation Rate); KPM 8 (Racial/Ethnic Diversity for Public University Graduation Rate)

REVENUE SOURCE

None

ESSENTIAL AND POLICY PACKAGE FISCAL IMPACT SUMMARY

Higher Education Coordinating Commission
 Pkg: 206 - Adult Attainment

Cross Reference Name: HECC Operations
 Cross Reference Number: 52500-101-00-00-00000

Description	General Fund	Lottery Funds	Other Funds	Federal Funds	Nonlimited Other Funds	Nonlimited Federal Funds	All Funds
Revenues							
General Fund Appropriation	-	-	-	-	-	-	-
Total Revenues	-	-	-	-	-	-	-

Personal Services

Class/Unclass Sal. and Per Diem	-	-	-	-	-	-	-
Empl. Rel. Bd. Assessments	-	-	-	-	-	-	-
Public Employees' Retire Cont	-	-	-	-	-	-	-
Social Security Taxes	-	-	-	-	-	-	-
Worker's Comp. Assess. (WCD)	-	-	-	-	-	-	-
Mass Transit Tax	-	-	-	-	-	-	-
Flexible Benefits	-	-	-	-	-	-	-

Total Personal Services

	-	-	-	-	-	-	-
--	---	---	---	---	---	---	---

Services & Supplies

Instate Travel	-	-	-	-	-	-	-
Employee Training	-	-	-	-	-	-	-
Office Expenses	-	-	-	-	-	-	-
Telecommunications	-	-	-	-	-	-	-
Data Processing	-	-	-	-	-	-	-
Publicity and Publications	-	-	-	-	-	-	-
Employee Recruitment and Develop	-	-	-	-	-	-	-
Dues and Subscriptions	-	-	-	-	-	-	-
Other Services and Supplies	-	-	-	-	-	-	-

Agency Request
 2019-21 Biennium

Governor's Budget
 Page

Essential and Policy Package Fiscal Impact Summary - BPR013
 _____ Legislatively Adopted

ESSENTIAL AND POLICY PACKAGE FISCAL IMPACT SUMMARY

Higher Education Coordinating Commission
 Pkg: 206 - Adult Attainment

Cross Reference Name: HECC Operations
 Cross Reference Number: 52500-101-00-00-00000

Description	General Fund	Lottery Funds	Other Funds	Federal Funds	Nonlimited Other Funds	Nonlimited Federal Funds	All Funds
Services & Supplies							
Expendable Prop 250 - 5000	-	-	-	-	-	-	-
Total Services & Supplies	-	-	-	-	-	-	-
Special Payments							
Dist to Individuals	-	-	-	-	-	-	-
Dist to Comm College Districts	-	-	-	-	-	-	-
Spc Pmt to Public Universities	-	-	-	-	-	-	-
Total Special Payments	-	-	-	-	-	-	-
Total Expenditures							
Total Expenditures	-	-	-	-	-	-	-
Total Expenditures	-	-	-	-	-	-	-
Ending Balance							
Ending Balance	-	-	-	-	-	-	-
Total Ending Balance	-	-	-	-	-	-	-
Total Positions							
Total Positions	-	-	-	-	-	-	-
Total Positions	-	-	-	-	-	-	-

ESSENTIAL AND POLICY PACKAGE FISCAL IMPACT SUMMARY

Higher Education Coordinating Commission
 Pkg: 206 - Adult Attainment

Cross Reference Name: HECC Operations
 Cross Reference Number: 52500-101-00-00000

<i>Description</i>	General Fund	Lottery Funds	Other Funds	Federal Funds	Nonlimited Other Funds	Nonlimited Federal Funds	All Funds
Total FTE	-	-	-	-	-	-	-
Total FTE	-	-	-	-	-	-	-
Total FTE	-	-	-	-	-	-	-

PKG CLASS COMP	DESCRIPTION	POS CNT	FTE	MOS	AVERAGE RATE	GF SAL	OF SAL	FF SAL	LF SAL	AF SAL
206 MN X0872 AP OPERATIONS & POLICY ANALYST 3			.00	.00	5,937.00					
206			.00	.00	5,937.00					

POSITION NUMBER	AUTH NO	ORG STRUC	PKG Y TYP	CLASS COMP	RNG P	POS CNT	FTE	BUDGET RATE	MOS	GF SAL	OF SAL	FF SAL	LF SAL	T R K
5250233	001341490	101-07-00-00000	206 0 PF	MMN X0872 AP	30 02		.00	5,937.00	.00					
EST DATE: 2019/07/01 EXP DATE: 9999/01/01														
5250234	001341500	101-07-00-00000	206 0 PF	MMN X0872 AP	30 02		.00	5,937.00	.00					
EST DATE: 2019/07/01 EXP DATE: 9999/01/01														
206														
.00														

HECC OPERATIONS

CAREER COLLEGE COLLABORATIVE

POLICY OPTION PACKAGE #207

Career College Collaborative (C3)

Agency Request Budget: \$406,737 | 2POS, 2.00 FTE
Governor's Budget: Not Recommended

PURPOSE

Educators, community organizations, and the public lack information, training, knowledge, and expertise in career and college readiness to help Oregonians navigate the transition to career or college. Responding to students' career and college readiness needs in Oregon is not the work of any one agency or organization but requires a collaborative coordinated approach that spans both state agencies and key partners who touch the lives of students, families and the educators who help prepare them for college and career. When key adults are coordinated and equipped to engage all students on viable pathways to postsecondary and career opportunities, Oregon's progress towards 40-40-20 will improve. Through collaboration, C3 mobilizes counselors, building administrators, and youth advisors to accelerate Oregon's progress toward two of our state's most ambitious goals: 100% high school graduation, and 80% postsecondary completion.

The Career, College, Collaborative (C3) is a cross-sector collective impact approach to providing career and college readiness activities, information, trainings, and resources to students, families, counselors, college access professionals and educators. C3 is able to provide knowledge, resources, and materials to school counselors and college advisors, along with community partners, to help ensure that they are receiving the most up-to-date information related to career and college readiness. Through collaboration and collective impact, these educators have easy access to what they need to better support their students. In addition to providing what educators need, C3 can help schools map their infrastructure and streamline processes by implementing and supporting cross-sector partnerships.

HOW ACHIEVED

Through collaboration and outreach, C3 will build capacity for educators, Worksource centers, community organizations, and the public to help them better support youth and adults who are engaged in learner pathways. By providing reliable and current information on career and college readiness (CCR) tools and resources, these educators, community organizations, and the public can easily access and use information on Oregon-specific career and college readiness resources, trainings and events

HECC OPERATIONS

CAREER COLLEGE COLLABORATIVE

happening in the state, updates in legislation, and best practices in Oregon, while working collaboratively with colleagues across the state. C3 partners with several education agencies from all over the state to gather the most up-to-date and useful information for this action group.

C3 will collaborate with all HECC offices to develop a cohesive and comprehensive CCR approach to increase college and career readiness through best practices and policy from middle school to postsecondary including, but not limited to, FAFSA completion, college enrollment, persistence and completion, scholarship applications, curriculum, other college and career readiness topics, and planning. With this cohesive system, C3 can help design, refine, and oversee specific mechanisms for working with districts, educational partners, and Workforce partners to reach agency goals and work with partners to align graduation pathways to CCR standards and postsecondary expectations. C3 provides a platform to establish and maintain strong relationships with key leaders in the state and other external constituents, including partner organizations, funders and prospective funders, national thought leaders and experts, policymakers, consultants, and other stakeholders working to advance the CCR agenda.

C3 members and partners will meet quarterly and as needed in work groups to coordinate the following:

- **Communication:** As the Oregon hub for career and college readiness, C3 provides communication to both internal and external partners across the state. Communication includes, but is not limited to, the development of social media, listserv content, newsletters, a website and CCR database, and webinars. These media must be updated frequently and monitored for efficiency and upkeep.
- **Events:** C3 coordinates a Biannual Reach Higher Summit that mobilizes career and college advising supports for all students and is a product of extensive cross-sector collaboration for K-12 school counselors, teachers and administrators, college/university advisors, financial aid officers, community mentors, college access volunteers and policy leaders. Additionally, in coordination with the Oregon Department of Education, HECC offices, and other key partners, C3 will hold regional trainings as well as other strategic initiatives requiring Interagency Agreements.
- **Projects:** Through C3 and key partners, Oregon has a grade 6-12 career and college readiness curriculum that can also be used at a post-high school level, Worksource centers, and college campuses. In partnership with the Chief Education Office, C3 members supported the integration of counselor mindsets and behaviors and curriculum and resources into the

HECC OPERATIONS

CAREER COLLEGE COLLABORATIVE

state's CCR definition. C3 also initiated a strategic mapping project to map out the career and college readiness in the state including a map of programs and agencies, map of elements, and a student journey map.

STAFFING IMPACT

None.

QUANTIFYING RESULTS

The HECC plans to create governance teams for C3 by September 2019. It will also develop and expand on the four levels of membership (friend, individual members, partners, and sponsors). This POP will be used to conduct statewide outreach to CCR cross-sectors by October 2019. Other quantifying results include: increase friends by 25% by June 2020; individual members by 10% by June 2020; partners by 5% by June 2020; and sponsors by 2% by June 2020. By June 2021, increase friends by additional 25%; individual members by 10%, partners by 5%, and sponsors by 2%.

This investment would have a positive impact on the following Key Performance Measures (KPMs): KPM 1 (Oregon High School Graduates Attending College); KPM 3 (College Credits Earned by K-12 Students); KPM 4 (Oregon Educational Attainment);

REVENUE SOURCE

None

ESSENTIAL AND POLICY PACKAGE FISCAL IMPACT SUMMARY

Higher Education Coordinating Commission
 Pkg: 207 - The Career College Collaborative (C3)

Cross Reference Name: HECC Operations
 Cross Reference Number: 52500-101-00-00-00000

Description	General Fund	Lottery Funds	Other Funds	Federal Funds	Nonlimited Other Funds	Nonlimited Federal Funds	All Funds
Revenues							
General Fund Appropriation	-	-	-	-	-	-	-
Total Revenues	-	-	-	-	-	-	-
Personal Services							
Class/Uncl. Sal. and Per Diem	-		-	-		-	-
Empl. Rel. Bd. Assessments	-		-	-		-	-
Public Employees' Retire Cont	-		-	-		-	-
Social Security Taxes	-		-	-		-	-
Worker's Comp. Assess. (WCD)	-		-	-		-	-
Mass Transit Tax	-		-	-		-	-
Flexible Benefits	-		-	-		-	-
Total Personal Services	-		-	-		-	-
Services & Supplies							
Instate Travel	-		-	-		-	-
Employee Training	-		-	-		-	-
Office Expenses	-		-	-		-	-
Telecommunications	-		-	-		-	-
Data Processing	-		-	-		-	-
Publicity and Publications	-		-	-		-	-
Employee Recruitment and Develop	-		-	-		-	-
Dues and Subscriptions	-		-	-		-	-
Other Services and Supplies	-		-	-		-	-

ESSENTIAL AND POLICY PACKAGE FISCAL IMPACT SUMMARY

Higher Education Coordinating Commission Cross Reference Name: HECC Operations
 Pkg: 207 - The Career College Collaborative (C3) Cross Reference Number: 52500-101-00-00-00000

Description	General Fund	Lottery Funds	Other Funds	Federal Funds	Nonlimited Other Funds	Nonlimited Federal Funds	All Funds
Services & Supplies							
Expendable Prop 250 - 5000	-	-	-	-	-	-	-
Total Services & Supplies	-	-	-	-	-	-	-
Total Expenditures							
Total Expenditures	-	-	-	-	-	-	-
Total Expenditures	-	-	-	-	-	-	-
Ending Balance							
Ending Balance	-	-	-	-	-	-	-
Total Ending Balance	-	-	-	-	-	-	-
Total Positions							
Total Positions	-	-	-	-	-	-	-
Total Positions	-	-	-	-	-	-	-
Total FTE							
Total FTE	-	-	-	-	-	-	-
Total FTE	-	-	-	-	-	-	-

PKG CLASS COMP	DESCRIPTION	POS CNT	FTE	MOS	AVERAGE RATE	GF SAL	OF SAL	FF SAL	LF SAL	AF SAL
207 MMN X0873 AP OPERATIONS & POLICY ANALYST 4			.00	.00	6,542.00					
207 OAS C0860 AP PROGRAM ANALYST 1			.00	.00	3,918.00					
207			.00	.00	5,230.00					

POSITION NUMBER	AUTH NO	ORG STRUC	PKG Y TYP	CLASS COMP	RNG P	POS CNT	FTE	BUDGET RATE	MOS	GF SAL	OF SAL	FF SAL	LF SAL	T R K
5250235	001341510	101-06-00-00000	207 0 PF	MMN X0873 AP	32 02		.00	6,542.00	.00					
EST DATE: 2019/07/01 EXP DATE: 9999/01/01														
5250236	001341520	101-06-00-00000	207 0 PF	OAS C0860 AP	23 02		.00	3,918.00	.00					
EST DATE: 2019/07/01 EXP DATE: 9999/01/01														
207														
.00														
.00														

HECC OPERATIONS
ACCELERATED COLLEGE CREDIT REPORTING

POLICY OPTION PACKAGE #209

Accelerated College Credit Reporting

Agency Request Budget: \$50,000 | oPOS, 0.00 FTE
Governor's Budget: Not Recommended

PURPOSE

Institutional partnerships between community colleges, universities, and K12 districts that award college credit to high school students are proliferating around the state. Collectively, these are known as “accelerated learning.” Currently, there is no effective mechanism for these partnerships or state agencies to measure accelerated learning’s impact on access and affordability for students. This Policy Option Package (POP) supports HECC in research to determine whether students who acquire college credit in high school complete degrees at higher rates, and whether they complete more quickly.

HOW ACHIEVED

Having established a baseline of data from the 2014-2015 academic year, research partners at Education Northwest in Portland produced district level and institutional level “Accelerated College Credit Reports” that track important student outcomes, such as postsecondary enrollment and persistence, and equity measures at both the local levels and statewide, such as, levels of participation and success for different demographic groups. These reports use data from the HECC, the Oregon Department of Education, and from the College Board on Advanced Placement (AP) participation.

This POP provides funding for partnering with Education Northwest to analyze the data and produce new reports.

STAFFING IMPACT

None

QUANTIFYING RESULTS

2019-2021 Biennium

Governor's Budget

HECC OPERATIONS
ACCELERATED COLLEGE CREDIT REPORTING

This package is intended to enhance policy making with up to date reports on equitable student outcomes. Accelerated college credit policy making at the local, regional, and state levels continuously incorporates data on student outcomes at both the secondary and postsecondary levels. Updated reports for 2016 and through 2018 will provide critical evidence pertaining to equity goals set by our agencies and by public colleges and universities. Building on reports that featured student participation and outcome data from 2014-2015, the reports will guide effective policy conversations about equity based upon demographic analysis: who is participating and who is not, who is succeeding and who is not.

REVENUE SOURCE

None

ESSENTIAL AND POLICY PACKAGE FISCAL IMPACT SUMMARY

Higher Education Coordinating Commission
 Pkg: 209 - Accelerated College Credit Reporting

Cross Reference Name: HECC Operations
 Cross Reference Number: 52500-101-00-00-000000

<i>Description</i>	General Fund	Lottery Funds	Other Funds	Federal Funds	Nonlimited Other Funds	Nonlimited Federal Funds	All Funds
Revenues							
General Fund Appropriation	-	-	-	-	-	-	-
Total Revenues	-	-	-	-	-	-	-
Services & Supplies							
Professional Services	-	-	-	-	-	-	-
Total Services & Supplies	-	-	-	-	-	-	-
Total Expenditures							
Total Expenditures	-	-	-	-	-	-	-
Total Expenditures	-	-	-	-	-	-	-
Ending Balance							
Ending Balance	-	-	-	-	-	-	-
Total Ending Balance	-	-	-	-	-	-	-

HECC OPERATIONS

WORKFORCE GENERAL FUNDS

POLICY OPTION PACKAGE # 210

Workforce General Funds

Agency Request Budget: \$205,068 | 1POS, 1.00 FTE

Governor's Budget: \$172,571 | 1POS, 0.88 FTE

PURPOSE

The purpose of this policy option package (POP) is to restore General Funds for Statewide Workforce Initiatives to 2015-17 levels. Policy Option Package 210 provides adequate funding for Local Workforce Development Boards (LWDB) in order to convene partners in local communities to align and leverage resources within the Talent Marketplace, assuring that business and industry have the skilled workforce they need and individual Oregonians receive the skills they need in order to sustain their families and help their communities prosper.

HOW ACHIEVED

The resources will be distributed to the nine LWDBs. Funds will be utilized in three main categories:

- Local Competitiveness Strategies are intended to assist in supporting boards as they effectively manage programs and business engagement. General Funds in the form of Local Competitiveness Strategies are a mechanism available to help with financial stability and operations to maintain board sustainability as well as federally required responsibilities to convene partners, broker training services and maximize resources.
- Work Experiences are critical in order to teach individuals how 'work works'. This is the number one gap business and industry indicate keeps them from hiring more Oregonians and growing their businesses. Half of all Work Experience funds must be used for On-the-Job Training (formerly Back to Work Oregon) and the other half can be used for other work experience or training programs including customized training, incumbent worker training, apprenticeship related training and work experience or internship programs. The utilization of these funds is analyzed mid-biennium and funds may be redistributed based on performance. Work Experiences are averaged at \$4,500 per experience.

HECC OPERATIONS

WORKFORCE GENERAL FUNDS

- Industry Engagement includes the successful employer driven and community driven strategies that are identified collectively. LWDBs play a critical role in convening partnerships and creating innovative strategies to move individual businesses, but also entire industries forward.

STAFFING IMPACTS

1POS | 0.88 FTE Program Analyst 3 (OAS Co862 AP | #5250237 | 101-04-00)

QUANTIFY RESULTS

By providing sufficient support for General Funded Workforce Programs in Oregon, resources will be measured by:

LWDB's Implementation of the WorkSource Operational Standards; identified gaps as identified in Local Board Assessments with clear deliverables towards progress on areas for improvement and a written business engagement plan.

On-the-Job Training (OJTs) will include participants from the following traditionally underserved populations; Oregonians receiving public assistance, living in rural communities and from communities of color. OJTs will be targeted in growth and high wage occupations as identified by the LWDB.

Half of all participants will earn a National Career Readiness Certificate, a nationally normed and administered high stakes test that measures an individual's skills in Applied Mathematics, Applied Reading and Graphic Literacy.

These funds require a 1:1 service match with non-General Fund dollars. Funds can be used for a broader range of activities and will be measured by the number of customized, incumbent worker and apprenticeship related trainings or first job, internship or other work experience.

Deliverables and pay points for Industry Engagement will be identified to include updated targeted industry sectors by name and NAICS code, industry sector partnership action plans developed in consultation with the industry partners and successful completion of at least three strategies for each partnership paid for by these funds.

**HECC OPERATIONS
WORKFORCE GENERAL FUNDS**

REVENUE SOURCE

General Fund \$172,571

2019-2021 Biennium

Governor's Budget

ESSENTIAL AND POLICY PACKAGE FISCAL IMPACT SUMMARY

Higher Education Coordinating Commission
 Pkg: 210 - State Match for Federal Workforce Funds

Cross Reference Name: HECC Operations
 Cross Reference Number: 52500-101-00-00-00000

Description	General Fund	Lottery Funds	Other Funds	Federal Funds	Nonlimited Other Funds	Nonlimited Federal Funds	All Funds
Revenues							
General Fund Appropriation	172,571	-	-	-	-	-	172,571
Total Revenues	\$172,571	-	-	-	-	-	\$172,571
Personal Services							
Class/Uncl. Sal. and Per Diem	108,969	-	-	-	-	-	108,969
Empl. Rel. Bd. Assessments	53	-	-	-	-	-	53
Public Employees' Retire Cont	18,492	-	-	-	-	-	18,492
Social Security Taxes	8,336	-	-	-	-	-	8,336
Worker's Comp. Assess. (WCD)	51	-	-	-	-	-	51
Mass Transit Tax	654	-	-	-	-	-	654
Flexible Benefits	30,786	-	-	-	-	-	30,786
Reconciliation Adjustment	(8,591)	-	-	-	-	-	(8,591)
Total Personal Services	\$158,750	-	-	-	-	-	\$158,750
Services & Supplies							
Instate Travel	739	-	-	-	-	-	739
Employee Training	3,832	-	-	-	-	-	3,832
Office Expenses	2,189	-	-	-	-	-	2,189
Telecommunications	1,642	-	-	-	-	-	1,642
Data Processing	712	-	-	-	-	-	712
Publicity and Publications	547	-	-	-	-	-	547
Employee Recruitment and Develop	438	-	-	-	-	-	438
Dues and Subscriptions	547	-	-	-	-	-	547
Other Services and Supplies	547	-	-	-	-	-	547

ESSENTIAL AND POLICY PACKAGE FISCAL IMPACT SUMMARY

Higher Education Coordinating Commission
 Pkg: 210 - State Match for Federal Workforce Funds

Cross Reference Name: HECC Operations
 Cross Reference Number: 52500-101-00-00-00000

Description	General Fund	Lottery Funds	Other Funds	Federal Funds	Nonlimited Other Funds	Nonlimited Federal Funds	All Funds
Services & Supplies							
Expendable Prop 250 - 5000	2,628	-	-	-	-	-	2,628
Total Services & Supplies	\$13,821	-	-	-	-	-	\$13,821
Total Expenditures							
Total Expenditures	172,571	-	-	-	-	-	172,571
Total Expenditures	\$172,571	-	-	-	-	-	\$172,571
Ending Balance							
Ending Balance	-	-	-	-	-	-	-
Total Ending Balance	-	-	-	-	-	-	-
Total Positions							
Total Positions	-	-	-	-	-	-	1
Total Positions	-	-	-	-	-	-	1
Total FTE							
Total FTE	-	-	-	-	-	-	0.88
Total FTE	-	-	-	-	-	-	0.88

2019-21
PICS SYSTEM: BUDGET PREPARATION

DEPT. OF ADMIN. SVCS. -- PPDB PICS SYSTEM

01/15/19 REPORT NO.: PFDPLBUDCL
REPORT: SUMMARY LIST BY PKG BY SUMMARY XREF
AGENCY:52500 HIGHER EDUCATION COORD COMM
SUMMARY XREF:101-00-00 210 HECC Operations

PKG CLASS COMP	DESCRIPTION	POS CNT	FTE	MOS	AVERAGE RATE	GF SAL	OF SAL	FF SAL	LF SAL	AF SAL
210 OAS C0862 AP PROGRAM ANALYST 3		1	.88	21.00	5,189.00	108,969				108,969
210		1	.88	21.00	5,189.00	108,969				108,969

POSITION NUMBER	AUTH NO	ORG STRUC	PKG Y TYP	CLASS COMP	RNG P	S T	POS CNT	FTE	BUDGET RATE	MOS	GF SAL	OF SAL	FF SAL	LF SAL	T R K
5250237	001341530	101-04-00-00000	210 0 PF	OAS C0862 AP	29 02	1	1	.88	5,189.00	21.00	108,969				
EST DATE: 2019/10/01 EXP DATE: 9999/01/01															
210															
21.00															
108,969															

HECC OPERATIONS

EXPANDED OYCC TRAINING PROGRAMS

POLICY OPTION PACKAGE #211

Expanded Oregon Youth Conservation Corps (OYCC) Training Programs

Agency Request Budget: \$287,394 | 2POS, 2.00 FTE
Governor's Budget: Not Recommended

PURPOSE

This package increases funding for the OYCC Summer Conservation Corps (SCC) across the state (ORS 320.005-320.150). Current revenues for the state program come primarily from the Oregon Lottery's Amusement Device Tax (ADT; Other Funds).

Oregon Youth Conservation Corps was established by the 1987 Legislature for the purpose of providing education, training, and employment opportunities for disadvantaged and at-risk youth ages 13 through 24. OYCC has an advisory committee consisting of nine members equally representing the appointing authorities of the Governor, Speaker of the House, and President of the Senate.

The program purpose is to improve work skills, instill work ethic, increase employability, improve school completion and to protect, conserve, rehabilitate and improve the natural, historical and cultural resources of Oregon. Projects are created through partnerships with federal, state and local governments as well as private and non-profit entities.

OYCC youth are served throughout Oregon as part of the Summer Conservation Corps (SCC) and the school year Community Stewardship Corps (CSC) programs. OYCC aims to have at least one SCC program in each of Oregon's 36 counties. Projects include: trail construction and maintenance, landscaping, planting, wetland/bank/stream restoration, invasive species removal, construction, gardening/greenhouse, boat ramp repair and maintenance and signage repair and replacement.

Due to the nature of the ADT funding, OYCC programs have been flat funded. Each summer, funding limitations keep half of OYCC SCC applicants from being hired. With the increases in wages and other associated costs, this means there has been a steady decline in the number of young people served.

HECC OPERATIONS

EXPANDED OYCC TRAINING PROGRAMS

HOW ACHIEVED

The package will provide opportunities for an additional 218 young people to participate in the OYCC SCC program during the 19-21 biennium.

The goal of an OYCC crew in all 36 counties in the state as well as crews with the nine Tribal Nations could be achieved. Currently only 30 crews are being funded and this would allow for additional crews over both summers of the biennium.

STAFFING IMPACTS

None.

QUANTIFY RESULTS

By providing funding for OYCC's SCC program, at-risk Oregonians ages 13-24 will have the opportunity to develop essential workplace skills, which will set them up for future success with employment. At-risk youth include young Oregonians in rural communities, communities of color and those experiencing generational poverty.

This can be measured by the: number of work experiences, hours worked, wages earned and job retention or entry into education as appropriate.

Additionally, participants will receive certification in Work Readiness. Some of these will result in high school or college credit depending on local relationships with institutions.

Additionally, participants receive follow up surveys that in the past have reported that their experience with OYCC increased their: work skills, interest in further education and/or job training, understanding of environmental issues, and ability to cooperate in a team, work with others and learn from their mistakes.

**HECC OPERATIONS
EXPANDED OYCC TRAINING PROGRAMS**

REVENUE SOURCE

None

2019-2021 Biennium

Governor's Budget

ESSENTIAL AND POLICY PACKAGE FISCAL IMPACT SUMMARY

Higher Education Coordinating Commission
 Pkg: 211 - Expanded OYCC Training Programs

Cross Reference Name: HECC Operations
 Cross Reference Number: 52500-101-00-00-00000

Description	General Fund	Lottery Funds	Other Funds	Federal Funds	Nonlimited Other Funds	Nonlimited Federal Funds	All Funds
Personal Services							
Class/Uncl. Sal. and Per Diem	-	-	-	-	-	-	-
Empl. Rel. Bd. Assessments	-	-	-	-	-	-	-
Public Employees' Retire Cont	-	-	-	-	-	-	-
Social Security Taxes	-	-	-	-	-	-	-
Worker's Comp. Assess. (WCD)	-	-	-	-	-	-	-
Mass Transit Tax	-	-	-	-	-	-	-
Flexible Benefits	-	-	-	-	-	-	-
Total Personal Services	-	-	-	-	-	-	-
Services & Supplies							
Instate Travel	-	-	-	-	-	-	-
Employee Training	-	-	-	-	-	-	-
Office Expenses	-	-	-	-	-	-	-
Telecommunications	-	-	-	-	-	-	-
Data Processing	-	-	-	-	-	-	-
Publicity and Publications	-	-	-	-	-	-	-
Employee Recruitment and Develop	-	-	-	-	-	-	-
Dues and Subscriptions	-	-	-	-	-	-	-
Other Services and Supplies	-	-	-	-	-	-	-
Expendable Prop 250 - 5000	-	-	-	-	-	-	-
Total Services & Supplies	-	-	-	-	-	-	-

ESSENTIAL AND POLICY PACKAGE FISCAL IMPACT SUMMARY

Higher Education Coordinating Commission
 Pkg: 211 - Expanded OYCC Training Programs

Cross Reference Name: HECC Operations
 Cross Reference Number: 52500-101-00-000000

<i>Description</i>	General Fund	Lottery Funds	Other Funds	Federal Funds	Nonlimited Other Funds	Nonlimited Federal Funds	All Funds
Total Expenditures							
Total Expenditures	-	-	-	-	-	-	-
Total Expenditures	-	-	-	-	-	-	-
Ending Balance							
Ending Balance	-	-	-	-	-	-	-
Total Ending Balance	-	-	-	-	-	-	-
Total Positions							
Total Positions	-	-	-	-	-	-	-
Total Positions	-	-	-	-	-	-	-
Total FTE							
Total FTE	-	-	-	-	-	-	-
Total FTE	-	-	-	-	-	-	-

DEPT. OF ADMIN. SVCS. -- PDDB PICS SYSTEM

2019-21
 PICS SYSTEM: BUDGET PREPARATION

01/15/19 REPORT NO.: PDPLEUDCL
 REPORT: SUMMARY LIST BY PKG BY SUMMARY XREF
 AGENCY:52500 HIGHER EDUCATION COORD COMM
 SUMMARY XREF:101-00-00 211 HECC Operations

PKG	CLASS	COMP	DESCRIPTION	POS CNT	FTE	MOS	AVERAGE RATE	GF SAL	OF SAL	FF SAL	LF SAL	AF SAL
211	OAS	C0104	AP OFFICE SPECIALIST 2		.00	.00	2,766.00					
211	OAS	C0860	AP PROGRAM ANALYST 1		.00	.00	3,918.00					
211					.00	.00	3,342.00					

POSITION NUMBER	AUTH NO	ORG STRUC	PKG Y TYP	CLASS COMP	RNG P	POS CNT	FTE	BUDGET RATE	MOS	GF SAL	OF SAL	FF SAL	LF SAL	T R K
5250238	001341540	101-04-07-00000	211 0 PF	OAS C0860 AP	23 02		.00	3,918.00	.00					
EST DATE: 2019/07/01 EXP DATE: 9999/01/01														
5250239	001341550	101-04-07-00000	211 0 PF	OAS C0104 AP	15 02		.00	2,766.00	.00					
EST DATE: 2019/07/01 EXP DATE: 9999/01/01														
211														
.00														
.00														

HECC OPERATIONS
STEM COUNCIL DIRECTOR AND COUNCIL CONTINUATION

POLICY OPTION PACKAGE #212
Science, Technology, Engineering, Math (STEM) Council Director and Council Continuation

Agency Request Budget: \$245,729 | 1POS, 1.00 FTE
Governor's Budget: Not Recommended

PURPOSE

The purpose of this Policy Option Package is to continue funding for the STEM Council and Council Director through the 2019-21 biennium.

Oregon's future economic success will rely heavily upon individuals having STEM skills to support industries requiring those educational experiences and requirements. The STEM Investment Council was established by statute in 2011 to assist the Chief Education Office in developing and overseeing a long-term strategy to meet specific educational goals by 2025 related to science, technology, engineering and mathematics. The Council's activities are defined in ORS 326.500 (6)(b).

The STEM Council Director is responsible for advising the Governor's Office, Deputy Superintendent of Public Instruction and the Executive Director of the HECC for purposes of planning and coordination of STEM education policies and initiatives. This includes fostering intergovernmental and cross-sector partnerships between federal, state and local education agencies/institutions, business, industry and workforce partners.

HOW ACHIEVED

This Policy Option Package provides funding for the STEM Council Director and the work of the Council. The Council is appointed by the Governor and is responsible for providing recommendations related to the strategic direction and evaluation of regional cross-sector networks (STEM Hubs) for purposes of achieving STEM education goals.

At the joint direction of the Governor's Office, Deputy Superintendent of Public Instruction and the Executive Director of the HECC, the STEM Council Director and Council will promote collaboration with K-12 public schools, community colleges, public universities and the workforce development system to ensure students are prepared to successfully transition to post-secondary STEM coursework and employment in STEM occupations. The Council and Council Director will assist the Local STEM Hubs in

HECC OPERATIONS
STEM COUNCIL DIRECTOR AND COUNCIL CONTINUATION

recommending changes necessary to effectively and efficiently deliver related education and workforce services throughout Oregon.

The STEM Council Director will also advise the Education and Workforce Policy Cabinets and member agencies on policies related to the STEM Council and the STEM Education Plan.

STAFFING IMPACTS

None.

QUANTIFY RESULTS

The results of these resources will be measured by the management of the STEM Education Plan and the completion of the STEM Education Plan Goals by 2020.

REVENUE SOURCE

None

ESSENTIAL AND POLICY PACKAGE FISCAL IMPACT SUMMARY

Higher Education Coordinating Commission
 Pkg: 212 - STEM Director & Council Continuation

Cross Reference Name: HECC Operations
 Cross Reference Number: 52500-101-00-000000

Description	General Fund	Lottery Funds	Other Funds	Federal Funds	Nonlimited Other Funds	Nonlimited Federal Funds	All Funds
Revenues							
General Fund Appropriation	-	-	-	-	-	-	-
Total Revenues	-	-	-	-	-	-	-
Personal Services							
Class/Uncl. Sal. and Per Diem	-	-	-	-	-	-	-
Empl. Rel. Bd. Assessments	-	-	-	-	-	-	-
Public Employees' Retire Cont	-	-	-	-	-	-	-
Social Security Taxes	-	-	-	-	-	-	-
Worker's Comp. Assess. (WCD)	-	-	-	-	-	-	-
Mass Transit Tax	-	-	-	-	-	-	-
Flexible Benefits	-	-	-	-	-	-	-
Total Personal Services	-	-	-	-	-	-	-
Services & Supplies							
Instate Travel	-	-	-	-	-	-	-
Employee Training	-	-	-	-	-	-	-
Office Expenses	-	-	-	-	-	-	-
Telecommunications	-	-	-	-	-	-	-
Data Processing	-	-	-	-	-	-	-
Publicity and Publications	-	-	-	-	-	-	-
Employee Recruitment and Develop	-	-	-	-	-	-	-
Dues and Subscriptions	-	-	-	-	-	-	-
Other Services and Supplies	-	-	-	-	-	-	-

ESSENTIAL AND POLICY PACKAGE FISCAL IMPACT SUMMARY

Higher Education Coordinating Commission
 Pkg: 212 - STEM Director & Council Continuation

Cross Reference Name: HECC Operations
 Cross Reference Number: 52500-101-00-00-00000

Description	General Fund	Lottery Funds	Other Funds	Federal Funds	Nonlimited Other Funds	Nonlimited Federal Funds	All Funds
Services & Supplies							
Expendable Prop 250 - 5000	-	-	-	-	-	-	-
Total Services & Supplies	-	-	-	-	-	-	-
Total Expenditures							
Total Expenditures	-	-	-	-	-	-	-
Total Expenditures	-	-	-	-	-	-	-
Ending Balance							
Ending Balance	-	-	-	-	-	-	-
Total Ending Balance	-	-	-	-	-	-	-
Total Positions							
Total Positions	-	-	-	-	-	-	-
Total Positions	-	-	-	-	-	-	-
Total FTE							
Total FTE	-	-	-	-	-	-	-
Total FTE	-	-	-	-	-	-	-

PKG CLASS COMP	DESCRIPTION	POS CNT	FTE	MCS	AVERAGE RATE	GF SAL	OF SAL	FF SAL	LF SAL	AF SAL
212 MMN X0873 AP OPERATIONS & POLICY ANALYST 4			.00	.00	6,542.00					
			.00	.00	6,542.00					

2019-21
PICS SYSTEM: BUDGET PREPARATION

DEPT. OF ADMIN. SVCS. -- PPDB PICS SYSTEM

01/15/19 REPORT NO.: PPDPLWSBUD
REPORT: DETAIL LISTING BY SUMMARY XREF AGENCY
AGENCY: 52500 HIGHER EDUCATION COORD COMM
SUMMARY XREF: 101-00-00 212 HECC Operations

POSITION NUMBER	AUTH NO	ORG STRUC	PKG Y TYP	CLASS COMP	RNG P	S T	POS CNT	FTE	BUDGET RATE	MOS	GF SAL	OF SAL	FF SAL	LF SAL	T R K
5250240	001341560	101-04-00-00000	212 0 PF	MMN X0873 AP	32 02			.00	6,542.00	.00					
EST DATE: 2019/07/01 EXP DATE: 9999/01/01															
212															
.00															
.00															

HECC OPERATIONS
EARLY CHILDHOOD EDUCATOR DEVELOPMENT

POLICY OPTION PACKAGE #213
Early Childhood Educator Development

Agency Request Budget: \$191,184 | 1POS, 1.00 FTE
Governor's Budget: Not Recommended

PURPOSE

In partnership with the Department of Education's Early Learning Division, this Policy Option Package proposes a two-tiered approach to incentivize the enrollment and completion of adult learners in Early Childhood Education Programs.

HOW ACHIEVED

Early Childhood Education is of critical importance to the social and economic development of Oregon's citizens. A strong start for young Oregonians in their childhood years develops a strong foundation for their K-12 education and social development. Unfortunately, our state falls short in the development and retention of skilled Early Childhood Educators who hold the academic credentials needed to meet national standards and state goals. The sector is hampered by a combination of low-wages for its educators, insufficient flexible and targeted preparation programs, and lack of articulation and availability of stackable credentials, transferability of credits, and integrated pathways toward a bachelor's degree. Furthermore, low wages in the sector make it financially impossible for the current workforce to self-finance the needed education credentials.

Proposed is a two-tiered wide-impact approach to incentivize the enrollment and completion of adult learners in Early Childhood Education Programs and promote the systematic development of a flexible applied Bachelor's degree track as a coordinated effort between a selected Public University and all participating Community Colleges. Students in a Bachelor's program would receive a scholarship of up to \$5,000 per year, and students in an Associate's program could receive a scholarship up to \$3,000 per year.

A Public University will be awarded a grant to lead the program. The selected institution will design, articulate, plan for, and implement a Bachelor's degree program that would allow for the alignment and acceptance of stackable credentials, credit for prior learning, credit transfer, and articulated alignment with Community College programs. Participating Community Colleges would receive smaller grants for program planning, coordination and articulation. A common, flexible Bachelor's degree program with

HECC OPERATIONS

EARLY CHILDHOOD EDUCATOR DEVELOPMENT

an articulated Associate's degree track would be available in cohort settings, preferably at every Community College campus, thereby creating access and local learner support systems across the state.

STAFFING IMPACT

None.

QUANTIFYING RESULTS

The HECC expects to see an increase in quality degree programs. This POP will lead to 2-year and at least one 4-year institution offering degrees aligned with Oregon's core competencies for Early Childhood educators. The HECC also expects to see hundreds of Early Childhood Educators complete aligned degrees, thereby increasing the quality of the early care and education workforce. The increase in the number of Early Childhood Educators will mirror the racial, ethnic, and language diversity of young children across the state. This POP will lead to an increase in kindergarten readiness for children participating in preschool programs, as measured by increased quality of teacher-child interactions through post-degree attainment. For the program's implementation year the HECC will track recipients, determine program alignment and acceptance of stackable credentials.

This investment would have a positive impact on the following Key Performance Measures (KPMs): KPM 4 (Oregon Educational Attainment)

REVENUE SOURCE

None

ESSENTIAL AND POLICY PACKAGE FISCAL IMPACT SUMMARY

Higher Education Coordinating Commission
 Pkg: 213 - Early Childhood Educator Development

Cross Reference Name: HECC Operations
 Cross Reference Number: 52500-101-00-00-00000

Description	General Fund	Lottery Funds	Other Funds	Federal Funds	Nonlimited Other Funds	Nonlimited Federal Funds	All Funds
Revenues							
General Fund Appropriation	-	-	-	-	-	-	-
Total Revenues	-	-	-	-	-	-	-
Personal Services							
Class/Uncl. Sal. and Per Diem	-	-	-	-	-	-	-
Empl. Rel. Bd. Assessments	-	-	-	-	-	-	-
Public Employees' Retire Cont	-	-	-	-	-	-	-
Social Security Taxes	-	-	-	-	-	-	-
Worker's Comp. Assess. (WCD)	-	-	-	-	-	-	-
Mass Transit Tax	-	-	-	-	-	-	-
Flexible Benefits	-	-	-	-	-	-	-
Total Personal Services	-	-	-	-	-	-	-
Services & Supplies							
Instate Travel	-	-	-	-	-	-	-
Employee Training	-	-	-	-	-	-	-
Office Expenses	-	-	-	-	-	-	-
Telecommunications	-	-	-	-	-	-	-
Data Processing	-	-	-	-	-	-	-
Publicity and Publications	-	-	-	-	-	-	-
Employee Recruitment and Develop	-	-	-	-	-	-	-
Dues and Subscriptions	-	-	-	-	-	-	-
Other Services and Supplies	-	-	-	-	-	-	-

ESSENTIAL AND POLICY PACKAGE FISCAL IMPACT SUMMARY

Higher Education Coordinating Commission
 Pkg: 213 - Early Childhood Educator Development

Cross Reference Name: HECC Operations
 Cross Reference Number: 52500-101-00-00-00000

<i>Description</i>	General Fund	Lottery Funds	Other Funds	Federal Funds	Nonlimited Other Funds	Nonlimited Federal Funds	All Funds
Services & Supplies							
Expendable Prop 250 - 5000	-	-	-	-	-	-	-
Total Services & Supplies	-	-	-	-	-	-	-
Total Expenditures							
Total Expenditures	-	-	-	-	-	-	-
Total Expenditures	-	-	-	-	-	-	-
Ending Balance							
Ending Balance	-	-	-	-	-	-	-
Total Ending Balance	-	-	-	-	-	-	-
Total Positions							
Total Positions	-	-	-	-	-	-	-
Total Positions	-	-	-	-	-	-	-
Total FTE							
Total FTE	-	-	-	-	-	-	-
Total FTE	-	-	-	-	-	-	-

PKG CLASS COMP	DESCRIPTION	POS CNT	FTE	MOS	AVERAGE RATE	GF SAL	OF SAL	FF SAL	LF SAL	AF SAL
213 OAS C0861 AP PROGRAM ANALYST 2			.00	.00	4,727.00					
			.00	.00	4,727.00					

POSITION NUMBER	AUTH NO	ORG STRUC	PKG Y TYP	F POS	CLASS COMP	RNG P	POS CNT	FTE	BUDGET RATE	MOS	GF SAL	OF SAL	FF SAL	LF SAL	T R K
5250241	001341570	101-06-00-00000	213 0 PF	OAS	C0861 AP	27 02		.00	4,727.00						
EST DATE: 2019/07/01 EXP DATE: 9999/01/01															

213

.00

.00

HECC OPERATIONS

OREGON OPPORTUNITY GRANT & SUPPORT

POLICY OPTION PACKAGE #301

Oregon Opportunity Grant & Support

Agency Request Budget: \$212,671 | 1POS, 1.00 FTE
Governor's Budget: Not Recommended

PURPOSE

The Oregon Opportunity Grant (OOG) is the state's primary need-based grant to help low-income students pay for their college expenses. Because funding for the OOG program is not sufficient for HECC to be able to serve all eligible students each year, staff must cap the maximum annual grant award amount and limit the number of grants to meet the budget available, leaving a large unmet need. At the same time, HECC must balance the number of students served with meaningful award amounts that are high enough to truly help students pay for college without incurring significant amounts of debt.

This Policy Option Package (POP) increases funding for Oregon Opportunity Grants in order to provide grant award amounts equal to approximately 15% of the average cost of attendance at a 2- or 4-year public college or university in Oregon. In addition, this package would increase the current Expected Family Contribution (EFC) limit to be equal to Federal Pell Grant levels, thereby opening to serve an estimated 16,150 more Pell-eligible students who have EFCs above current OOG limit of \$3,500.

Oregon falls well below the national average of state-provided financial aid per full-time resident undergraduate student. According to a 2015-16 survey of state financial aid programs -- the most recent for which data are available -- Oregon continues to rank in 32nd in student grant dollars awarded at \$411 per undergraduate, and rose one step from 21st to 20th in need-based grant aid per undergraduate. For the same academic year (2015-16), the all-states average of "student grant dollars awarded per undergraduate" was \$785, and for "need-based grant dollars awarded per undergraduate" was \$597 (*47th Annual Survey Report on State-Sponsored Student Financial Aid*, National Association of State Student Grant and Aid Programs).

The process by which the HECC Office of Student Access and Completion (OSAC) allocates funding ensures that those students with the most need are served first. But, because the OOG is underfunded, many high-need students do not receive any state aid. The OOG program currently serves approximately 40,000 students each year with grant awards equal to 10% to 12% of a student's total cost of attendance. In both 2017-18 and 2018-19, the HECC was only able to serve the lowest-income students, those who had a federally calculated Expected Family Contribution (EFC) of \$3,500, and had applied by August. Although the

HECC OPERATIONS

OREGON OPPORTUNITY GRANT & SUPPORT

EFC limit for Federal Pell Grants was \$5,328 in 2017-18, more than 13,000 Pell-eligible students were not awarded an Oregon Opportunity Grant because their EFCs were above the \$3,500 limit. An unknown number of potentially eligible students are not served because they don't apply and/or they don't attend each year.

The OOG program is also important to the success of the Oregon Promise Grant, which provides assistance to recent high school and GED completers who enroll at a community college within 6 months of completion. Indeed, as a last-dollar program, the Oregon Promise relies on the OOG to provide funding for 46% of the community college students who participate in that program.

This POP would also make permanent a limited-duration Operations and Policy Analyst 3 position that was added in 2018.

HOW ACHIEVED

Increased funding for the Oregon Opportunity Grant enables the program to help more low-income students pay for college. This increase would lead to more awards, larger awards, or a combination of the two. Provide staffing capacity to analyze financial aid data, strategically map policy options, and engage in critical programmatic review of its existing and future state aid framework.

STAFFING IMPACT

None.

QUANTIFYING RESULTS

The HECC will compare OOG award amounts and EFC limits for each year of the biennium with annual average cost of attendance and federal Pell EFC limits. It will also compare number of OOG recipients with prior year data. This POP would lead to an increase in awards to 15% of cost of attendance by fall 2020 and an increase in EFC limit to Pell levels by fall 2021.

This investment would have a positive impact on the following Key Performance Measures (KPMs): KPM 1 (Oregon High School Graduates Attending College); KPM 4 (Oregon Educational Attainment); KPM 5 (Community College Completion and Transfer Rate); KPM 6 (Racial/Ethnic Differences for Community College Completion and Transfer Rate); KPM 7 (Public University Graduation Rate); KPM 8 (Racial/Ethnic Diversity for Public University Graduation Rate); KPM 9 (Percentage of resident

HECC OPERATIONS
OREGON OPPORTUNITY GRANT & SUPPORT

enrolled students who are incurring unaffordable costs); KPM 10 (Racial/Ethnic Differences in Percentage of Resident Students incurring Unaffordable Costs)

REVENUE SOURCE

None

ESSENTIAL AND POLICY PACKAGE FISCAL IMPACT SUMMARY

Higher Education Coordinating Commission
 Pkg: 301 - Oregon Opportunity Grant & Support

Cross Reference Name: HECC Operations
 Cross Reference Number: 52500-101-00-00-00000

Description	General Fund	Lottery Funds	Other Funds	Federal Funds	Nonlimited Other Funds	Nonlimited Federal Funds	All Funds
Revenues							
General Fund Appropriation	-	-	-	-	-	-	-
Total Revenues	-	-	-	-	-	-	-
Personal Services							
Class/Unclass Sal. and Per Diem	-	-	-	-	-	-	-
Empl. Rel. Bd. Assessments	-	-	-	-	-	-	-
Public Employees' Retire Cont	-	-	-	-	-	-	-
Social Security Taxes	-	-	-	-	-	-	-
Worker's Comp. Assess. (WCD)	-	-	-	-	-	-	-
Mass Transit Tax	-	-	-	-	-	-	-
Flexible Benefits	-	-	-	-	-	-	-
Total Personal Services	-	-	-	-	-	-	-

Services & Supplies

Instate Travel	-	-	-	-	-	-	-
Employee Training	-	-	-	-	-	-	-
Office Expenses	-	-	-	-	-	-	-
Telecommunications	-	-	-	-	-	-	-
Data Processing	-	-	-	-	-	-	-
Publicity and Publications	-	-	-	-	-	-	-
Employee Recruitment and Develop	-	-	-	-	-	-	-
Dues and Subscriptions	-	-	-	-	-	-	-
Other Services and Supplies	-	-	-	-	-	-	-

ESSENTIAL AND POLICY PACKAGE FISCAL IMPACT SUMMARY

Higher Education Coordinating Commission
 Pkg: 301 - Oregon Opportunity Grant & Support

Cross Reference Name: HECC Operations
 Cross Reference Number: 52500-101-00-00-00000

Description	General Fund	Lottery Funds	Other Funds	Federal Funds	Nonlimited Other Funds	Nonlimited Federal Funds	All Funds
Services & Supplies							
Expendable Prop 250 - 5000	-	-	-	-	-	-	-
Total Services & Supplies	-	-	-	-	-	-	-
Total Expenditures							
Total Expenditures	-	-	-	-	-	-	-
Total Expenditures	-	-	-	-	-	-	-
Ending Balance							
Ending Balance	-	-	-	-	-	-	-
Total Ending Balance	-	-	-	-	-	-	-
Total Positions							
Total Positions	-	-	-	-	-	-	-
Total Positions	-	-	-	-	-	-	-
Total FTE							
Total FTE	-	-	-	-	-	-	-
Total FTE	-	-	-	-	-	-	-

DEPT. OF ADMIN. SVCS. -- PPDB PICS SYSTEM

2019-21
 PICS SYSTEM: BUDGET PREPARATION

AF
 SAL

LF
 SAL

FF
 SAL

OF
 SAL

GF
 SAL

AVERAGE
 RATE

MOS

FTE

POS
 CNT

DESCRIPTION

301 OAS C0872 AP OPERATIONS & POLICY ANALYST 3

301

.00 .00 5,442.00

.00 .00 5,442.00

POSITION NUMBER	AUTH NO	ORG STRUC	F POS	PKG Y TYP	CLASS COMP	RNG P	S	T	POS CNT	FTE	BUDGET RATE	MOS	GF SAL	OF SAL	FF SAL	IF SAL	T R K
5250242	001341580	101-06-00-00000	301	0	PF	OAS C0872 AP	30	02		.00	5,442.00	.00					
EST DATE: 2019/07/01 EXP DATE: 9999/01/01																	

301

.00

.00

.00

HECC OPERATIONS

NATIVE AMERICAN COLLEGE ACCESS GRANT

POLICY OPTION PACKAGE #305

Native American College Access (NACA) Grant

Agency Request Budget: \$212,671 | 1POS, 1.00 FTE
Governor's Budget: Not Recommended

PURPOSE

As a result of historical experiences and government policy, many Native American people have had a life experience absent of an opportunity to attain a postsecondary credential. This Policy Option Package proposes the creation of a Native American College Access Grant (NSCA) to cover tuition expenses at Oregon-based community colleges, public universities, and private nonprofit 4-year institutions. Given the first-dollar nature of this grant, the lowest-income students will have full access to other federal and state aid to help cover costs of attendance beyond tuition expenses.

HOW ACHIEVED

As a demographic, Native American students are least likely to enroll, persist, and graduate from public colleges and universities in Oregon. Oregon has one of the lowest high school graduation rates in the country, and, of those who graduate, some of the most brilliant and talented are recruited by other states with financial packages and clear messages of support. Numerous states across the nation provide some form of postsecondary grants or tuition assistance to Native American people. For example, in an attempt to rectify broken treaties, Michigan has provided a tuition waiver to Native American students since 1976. The state of Maine offers to pay all tuition and mandatory university fees for eligible students.

Oregon's educational attainment and workforce goals cannot be met unless opportunities to earn postsecondary credentials are available to all of our communities. In an attempt to reflect a more inclusive, opportunity-rich state, the state of Oregon needs to expand opportunities to be more inclusive with respect to Native Americans. Tuition support for Native American people should be available not only to students living on reservations, but also to the significant number reside in urban areas – the residence pattern being a direct consequence of Oregon's status as a Federal relocation site.

This Policy Option Package and a corresponding legislative concept propose a tuition assistance program be established, that would be based on the following criteria:

2019-2021 Biennium

Governor's Budget

HECC OPERATIONS

NATIVE AMERICAN COLLEGE ACCESS GRANT

- As a “first-dollar” grant program, the grant funds will be applied prior to any other state or federal financial aid.
- The grant will pay for the actual cost of tuition at Oregon community colleges and public universities. For students who elect to attend an Oregon-based private 4-year institution, the maximum grant is the actual cost of tuition the student would pay at the highest-cost public university in the state, as determined by the commission.
- Other state or federal grant funds the student receives will be available to cover remaining tuition and non-tuition costs, including fees, books and supplies, room and board, transportation, and other miscellaneous education-related expenses.
- The grant may be used to obtain a post-secondary credential.
- Modeled after a pipeline-plus program, the grant will be available to eligible Native American students who enroll in an eligible Oregon college or university within three years of completing an Oregon high school or a GED diploma (i.e., a pipeline-plus model).

STAFFING IMPACT

None.

QUANTIFYING RESULTS

To gauge the success of this POP, the HECC will compare the ratio of NACA grant recipients vs. the overall number of Native American students in Oregon postsecondary institutions. The HECC expects to see an increase number of grant recipients by fall 2020.

This investment would have a positive impact on the following Key Performance Measures (KPMs): KPM 1 (Oregon High School Graduates Attending College); KPM 4 (Oregon Educational Attainment); KPM 6 (Racial/Ethnic Differences for Community College Completion and Transfer Rate); KPM 7 (Public University Graduation Rate); KPM 8 (Racial/Ethnic Diversity for Public University Graduation Rate); KPM 10 (Racial/Ethnic Differences in Percentage of Resident Students incurring Unaffordable Costs).

REVENUE SOURCE

None

2019-2021 Biennium

Governor’s Budget

ESSENTIAL AND POLICY PACKAGE FISCAL IMPACT SUMMARY

Higher Education Coordinating Commission
 Pkg: 305 - Native American College Access Grant

Cross Reference Name: HECC Operations
 Cross Reference Number: 52500-101-00-00-00000

Description	General Fund	Lottery Funds	Other Funds	Federal Funds	Nonlimited Other Funds	Nonlimited Federal Funds	All Funds
Revenues							
General Fund Appropriation	-	-	-	-	-	-	-
Total Revenues	-	-	-	-	-	-	-
Personal Services							
Class/Unclass Sal. and Per Diem	-	-	-	-	-	-	-
Empl. Rel. Bd. Assessments	-	-	-	-	-	-	-
Public Employees' Retire Cont	-	-	-	-	-	-	-
Social Security Taxes	-	-	-	-	-	-	-
Worker's Comp. Assess. (WCD)	-	-	-	-	-	-	-
Mass Transit Tax	-	-	-	-	-	-	-
Flexible Benefits	-	-	-	-	-	-	-
Total Personal Services	-	-	-	-	-	-	-
Services & Supplies							
Instate Travel	-	-	-	-	-	-	-
Employee Training	-	-	-	-	-	-	-
Office Expenses	-	-	-	-	-	-	-
Telecommunications	-	-	-	-	-	-	-
Data Processing	-	-	-	-	-	-	-
Publicity and Publications	-	-	-	-	-	-	-
Employee Recruitment and Develop	-	-	-	-	-	-	-
Dues and Subscriptions	-	-	-	-	-	-	-
Other Services and Supplies	-	-	-	-	-	-	-

ESSENTIAL AND POLICY PACKAGE FISCAL IMPACT SUMMARY

Higher Education Coordinating Commission
 Pkg: 305 - Native American College Access Grant

Cross Reference Name: HECC Operations
 Cross Reference Number: 52500-101-00-00-00000

Description	General Fund	Lottery Funds	Other Funds	Federal Funds	Nonlimited Other Funds	Nonlimited Federal Funds	All Funds
Services & Supplies							
Expendable Prop 250 - 5000	-	-	-	-	-	-	-
Total Services & Supplies	-	-	-	-	-	-	-
Total Expenditures							
Total Expenditures	-	-	-	-	-	-	-
Total Expenditures	-	-	-	-	-	-	-
Ending Balance							
Ending Balance	-	-	-	-	-	-	-
Total Ending Balance	-	-	-	-	-	-	-
Total Positions							
Total Positions	-	-	-	-	-	-	-
Total Positions	-	-	-	-	-	-	-
Total FTE							
Total FTE	-	-	-	-	-	-	-
Total FTE	-	-	-	-	-	-	-

PKG CLASS COMP	DESCRIPTION	POS CNT	FTE	MOS	AVERAGE RATE	GF SAL	OF SAL	FF SAL	LF SAL	AF SAL
305 OAS C0872 AP OPERATIONS & POLICY ANALYST 3			.00	.00	5,442.00					
305			.00	.00	5,442.00					

POSITION NUMBER	AUTH NO	ORG STRUC	PKG Y TYP	CLASS COMP	RNG P	S T	POS CNT	FTE	BUDGET RATE	MOS	GF SAL	OF SAL	FF SAL	LF SAL	T R K
5250243	001341590	101-06-00-000000	305 0 PF	OAS C0872 AP	30 02			.00	5,442.00	.00					
EST DATE: 2019/07/01 EXP DATE: 9999/01/01															
305															
.00															
.00															

HECC OPERATIONS
CAMPUS SAFETY INVESTMENTS

POLICY OPTION PACKAGE #306

Campus Safety Investments

Agency Request Budget: \$15,000,000 | oPOS, 0.00 FTE
Governor's Budget: Not Recommended

PURPOSE

This Policy Option Package (POP) intends to improve safety and security at Oregon's community colleges and universities. It implements some of the physical security and infrastructure recommendations of the Campus Safety Work Group. Governor Brown first convened the Campus Safety Work Group in 2015 in the wake of the tragic Umpqua Community College shooting on October 1, 2015. The recommendations focus on improving campus safety efforts that would address a wide scope of possible safety emergencies, ranging from violent crimes to natural disasters.

The Work Group was charged with identifying potential campus safety resource needs and policies, and identifying promising practices and protocols that can be shared across all post-secondary education institution to maintain public safety, prevent and prepare for campus safety emergencies, and effectively manage future responses and recovery efforts. The Work Group's recommendations were divided into four categories related to: response, continuity, and recovery; physical safety and law enforcement; physical security and infrastructure; and behavioral threat assessment and prevention.

This Policy Option Package supports recommendations of the Work Group related to physical security and infrastructure.

HOW ACHIEVED

Oregon's community colleges and universities identified a variety of necessary improvements to campus physical security and infrastructure, such as power supply, lighting, and door locks, that would enable them to better protect students and staff in the event of a campus safety incident.

STAFFING IMPACT

None.

20196-2021 Biennium

Governor's Budget

HECC OPERATIONS
CAMPUS SAFETY INVESTMENTS

QUANTIFYING RESULTS

Safety and Security is based on the self-assessed safety and security needs of Oregon's community colleges and public universities. The HECC will continue to fund individual projects and examine safety and security needs on college campuses.

REVENUE SOURCE

None

ESSENTIAL AND POLICY PACKAGE FISCAL IMPACT SUMMARY

Higher Education Coordinating Commission
 Pkg: 306 - Campus Safety Investments

Cross Reference Name: HECC Operations
 Cross Reference Number: 52500-101-00-00-00000

<i>Description</i>	General Fund	Lottery Funds	Other Funds	Federal Funds	Nonlimited Other Funds	Nonlimited Federal Funds	All Funds
Revenues							
General Fund Appropriation	-	-	-	-	-	-	-
Total Revenues	-	-	-	-	-	-	-
Special Payments							
Dist to Comm College Districts	-	-	-	-	-	-	-
Spc Pmt to Public Universities	-	-	-	-	-	-	-
Total Special Payments	-	-	-	-	-	-	-
Total Expenditures							
Total Expenditures	-	-	-	-	-	-	-
Total Expenditures	-	-	-	-	-	-	-
Ending Balance							
Ending Balance	-	-	-	-	-	-	-
Total Ending Balance	-	-	-	-	-	-	-

**HECC OPERATIONS
ADJUST PERSONNEL BUDGET**

POLICY OPTION PACKAGE #311
Adjust Personnel Budget

Agency Request Budget: \$0.00 | oPOS, 0.00 FTE
Governor's Budget: \$0.00 | oPOS, 0.00 FTE

PURPOSE

Successive recruiting efforts to fill the top two financial positions in the agency failed to generate qualified applicant pools. Conversations with professionals in the field revealed the positions were underpaid for the complexity and breadth of the positions. After a thorough review of the two position descriptions by agency staff, they were submitted to the Chief Human Resources Office (CHRO) Classification and Compensation team for review. That review confirmed the earlier anecdotal evidence, and CHRO supported reclassification; however, the HECC will need to generate the funds to pay the requisite higher salaries.

HOW ACHIEVED

Given current workloads and staffing levels, the agency cannot sacrifice other positions and generate savings to cover the additional salary and other personnel costs. The agency does have capacity in the Professional Services budget that could be redirected toward these salaries.

STAFFING IMPACTS

1POS | 1.00 FTE Principle Executive Manager F (MMS X7010 AP | #5250105 | 101-02-01 | RCL to PEM G)
1POS | 1.00 FTE Principle Executive Manager G (MMS X7012 AP | #5250105 | 101-02-01)
1POS | 1.00 FTE Principle Executive Manager D (MMS X7010 AP | #5250065 | 101-02-03 | RCL to PEM F)
1POS | 1.00 FTE Principle Executive Manager F (MMS X7012 AP | #5250065 | 101-02-03)

QUANTIFY RESULTS

2019-2021 Biennium

Governor's Budget

**HECC OPERATIONS
ADJUST PERSONNEL BUDGET**

In cases where individual position budgets are insufficient to cover the salary costs of the incumbents, agencies often use savings from vacancies or reduce their spending on services and supplies to make up the shortfall. This request formalizes this process for two positions, reducing budgeted spending in one category of services and supplies in order to adequately fund the budgets for these two positions. This will simplify management of the budget and avoid over-expenditure in the individual budget categories.

REVENUE SOURCE

None

ESSENTIAL AND POLICY PACKAGE FISCAL IMPACT SUMMARY

Higher Education Coordinating Commission
 Pkg: 311 - Adjust Personnel Budget

Cross Reference Name: HECC Operations
 Cross Reference Number: 52500-101-00-00-00000

Description	General Fund	Lottery Funds	Other Funds	Federal Funds	Nonlimited Other Funds	Nonlimited Federal Funds	All Funds
Revenues							
General Fund Appropriation	-	-	-	-	-	-	-
Federal Funds	-	-	-	-	-	-	-
Total Revenues	-	-	-	-	-	-	-
Personal Services							
Class/Unclass Sal. and Per Diem	(99,632)	-	(12,479)	159,703	-	-	47,592
Empl. Rel. Bd. Assessments	(36)	-	(4)	40	-	-	-
Public Employees' Retire Cont	(16,909)	-	(2,117)	27,101	-	-	8,075
Social Security Taxes	(7,658)	-	(963)	12,188	-	-	3,567
Worker's Comp. Assess. (WCD)	(32)	-	(6)	38	-	-	-
Mass Transit Tax	(598)	-	(75)	-	-	-	(673)
Flexible Benefits	(20,054)	-	(2,816)	22,870	-	-	-
Total Personal Services	(\$144,919)	-	(\$18,460)	\$221,940	-	-	\$58,561
Services & Supplies							
Professional Services	144,919	-	18,460	(221,940)	-	-	(58,561)
Total Services & Supplies	\$144,919	-	\$18,460	(\$221,940)	-	-	(\$58,561)
Total Expenditures							
Total Expenditures	-	-	-	-	-	-	-
Total Expenditures	-	-	-	-	-	-	-

ESSENTIAL AND POLICY PACKAGE FISCAL IMPACT SUMMARY

Higher Education Coordinating Commission
 Pkg: 311 - Adjust Personnel Budget

Cross Reference Name: HECC Operations
 Cross Reference Number: 52500-101-00-00-00000

<i>Description</i>	General Fund	Lottery Funds	Other Funds	Federal Funds	Nonlimited Other Funds	Nonlimited Federal Funds	All Funds
Ending Balance							
Ending Balance	-	-	-	-	-	-	-
Total Ending Balance	-	-	-	-	-	-	-

PKG CLASS COMP	DESCRIPTION	POS CNT	FTE	MOS	AVERAGE RATE	GF SAL	OF SAL	FF SAL	LF SAL	AF SAL
311 MESNZ7012 AP	PRINCIPAL EXECUTIVE/MANAGER G	1	1.00	24.00	11,696.00	140,352	30,877	109,475		280,704
311 MMS X7006 AP	PRINCIPAL EXECUTIVE/MANAGER D	1-	1.00-	24.00-	8,332.00	169,973-	29,995-			199,968-
311 MMS X7010 AP	PRINCIPAL EXECUTIVE/MANAGER F		.00	.00	9,430.50	70,011-	13,361-	50,228		33,144-
311			.00	.00	9,722.25	99,632-	12,479-	159,703		47,592

POSITION NUMBER	AUTH NO	ORG STRUC	PKG Y TYP	F POS	CLASS COMP	RNG P	S T POS CNT	FTE	BUDGET RATE	MOS	GF SAL	OF SAL	FF SAL	LF SAL	T R K
5250065	001244570	101-02-03-00000	311 0 PF	MMS X7006	AP 31X 09	1-	1- 1.00-	8,332.00	24.00-	169,973-	29,995-	81,806			
EST DATE: 2019/07/01 EXP DATE: 9999/01/01															
5250065	001244570	101-02-03-00000	311 0 PF	MMS X7010	AP 35X 06	1	1.00	8,740.00	24.00	104,880	23,074	31,578-			
EST DATE: 2019/07/01 EXP DATE: 9999/01/01															
5250105	001226600	101-02-01-00000	311 0 PF	MMS X7010	AP 35X 09	1-	1.00-	10,121.00	24.00-	174,891-	36,435-	109,475			
EST DATE: 2019/07/01 EXP DATE: 9999/01/01															
5250105	001226600	101-02-01-00000	311 0 PF	MESNZ7012	AP 38X 09	1	1.00	11,696.00	24.00	140,352	30,877	12,479-			
EST DATE: 2019/07/01 EXP DATE: 9999/01/01															

311

HECC OPERATIONS

SAA COMPLIANCE SPECIALIST I

POLICY OPTION PACKAGE #312

State Approving Agency Compliance Specialist 1

Agency Request Budget: \$149,886 | 1POS, 1.00 FTE
Governor's Budget: Not Recommended

PURPOSE

The Policy Option Package would change the current limited-duration Compliance Specialist within the State Approving Agency in Oregon (SAA) for Veterans Education Programs to a permanent position.

HOW ACHIEVED

The Higher Education Coordinating Commission (HECC) is designated as the State Approving Agency in Oregon (SAA) for Veterans Education Programs under Title 38 Codes of Federal Regulation 21.4150. Oregon's SAA provides assistance to postsecondary institutions that offer programs to veterans. The SAA approves programs at schools and institutions so that veterans and eligible individuals can receive federal Veterans Administration funding for attendance. The work of the SAA helps to increase educational attainment of Oregonians, reduce the cost of postsecondary education, and increase federal funding to postsecondary schools and institutions.

Under an annual performance contract with the US Veterans Administration, the SAA provides assistance to the schools in Oregon that offer programs to veterans and implements the procedures and activities necessary to meet the requirements of Chapter 1006 of Title 10 U.S.C. or Chapter 30, 32, 34, 35 or 36 of Title 38 U.S.C. The HECC received additional duties and responsibilities under its SAA contract with the US Veterans Administration, adding approval and review functions of aviation programs in Oregon, as well as OJT and Apprenticeship programs. This is an additional workload responsibility for HECC's SAA program administered under the Office of Student Access and Completion. With the addition of responsibilities came additional funding allocation in the SAA contract, the funds allowed us to add staff, particularly an Limited Duration Compliance Specialist 1 position, to meet the responsibilities of our Federal VA contract and support GIs returning home and the institutions that serve them. We are requesting that this Compliance Specialist 1 position be made permanent.

HECC OPERATIONS
SAA COMPLIANCE SPECIALIST I

STAFFING IMPACT

None.

QUANTIFYING RESULTS

None.

REVENUE SOURCE

None

ESSENTIAL AND POLICY PACKAGE FISCAL IMPACT SUMMARY

Higher Education Coordinating Commission
 Pkg: 312 - Veterans Education Staffing

Cross Reference Name: HECC Operations
 Cross Reference Number: 52500-101-00-00-00000

Description	General Fund	Lottery Funds	Other Funds	Federal Funds	Nonlimited Other Funds	Nonlimited Federal Funds	All Funds
Revenues							
Federal Funds	-	-	-	-	-	-	-
Total Revenues	-	-	-	-	-	-	-

Personal Services

Class/Uncl. Sal. and Per Diem	-	-	-	-	-	-	-
Empl. Rel. Bd. Assessments	-	-	-	-	-	-	-
Public Employees' Retire Cont	-	-	-	-	-	-	-
Social Security Taxes	-	-	-	-	-	-	-
Worker's Comp. Assess. (WCD)	-	-	-	-	-	-	-
Flexible Benefits	-	-	-	-	-	-	-

Total Personal Services

	-	-	-	-	-	-	-
--	---	---	---	---	---	---	---

Services & Supplies

Instate Travel	-	-	-	-	-	-	-
Employee Training	-	-	-	-	-	-	-
Office Expenses	-	-	-	-	-	-	-
Telecommunications	-	-	-	-	-	-	-
Data Processing	-	-	-	-	-	-	-
Publicity and Publications	-	-	-	-	-	-	-
Employee Recruitment and Develop	-	-	-	-	-	-	-
Dues and Subscriptions	-	-	-	-	-	-	-
Other Services and Supplies	-	-	-	-	-	-	-

Agency Request
 2019-21 Biennium

Governor's Budget
 Page

Legislatively Adopted
 Essential and Policy Package Fiscal Impact Summary - BPR013

ESSENTIAL AND POLICY PACKAGE FISCAL IMPACT SUMMARY

Higher Education Coordinating Commission
 Pkg: 312 - Veterans Education Staffing

Cross Reference Name: HECC Operations
 Cross Reference Number: 52500-101-00-000000

Description	General Fund	Lottery Funds	Other Funds	Federal Funds	Nonlimited Other Funds	Nonlimited Federal Funds	All Funds
Services & Supplies							
Expendable Prop 250 - 5000	-	-	-	-	-	-	-
Total Services & Supplies	-	-	-	-	-	-	-
Total Expenditures							
Total Expenditures	-	-	-	-	-	-	-
Total Expenditures	-	-	-	-	-	-	-
Ending Balance							
Ending Balance	-	-	-	-	-	-	-
Total Ending Balance	-	-	-	-	-	-	-
Total Positions							
Total Positions	-	-	-	-	-	-	-
Total Positions	-	-	-	-	-	-	-
Total FTE							
Total FTE	-	-	-	-	-	-	-
Total FTE	-	-	-	-	-	-	-

PKG	CLASS	COMP	DESCRIPTION	POS CNT	FTE	MOS	AVERAGE RATE	GF SAL	OF SAL	FF SAL	LF SAL	AF SAL
312	OAS	C5246	AP COMPLIANCE SPECIALIST 1		.00	.00	3,565.00					
312					.00	.00	3,565.00					
137				137	126.83	3043.55	5,003.45	9,915,125	4,048,766	6,178,481		20,142,372
137				137	126.83	3043.55	5,003.45	9,915,125	4,048,766	6,178,481		20,142,372

HECC OPERATIONS
EOU – NEW RESIDENCE HALL

POLICY OPTION PACKAGE #400
Eastern Oregon University – New Residence Hall

Agency Request Budget: \$265,000
Governor’s Budget: \$265,000

PURPOSE

Eastern Oregon University proposes a new residence hall to support the recently developed “Strategic Plan Framework” which sets aggressive enrollment growth targets for EOU. A meaningful portion of this growth will be in first-year students and will mitigate current capacity concerns for on campus student housing.

STAFFING IMPACT

None.

REVENUE SOURCE

Other Funds \$265,000

ESSENTIAL AND POLICY PACKAGE FISCAL IMPACT SUMMARY

Higher Education Coordinating Commission
 Pkg: 400 - EOU-New Residence Hall

Cross Reference Name: HECC Operations
 Cross Reference Number: 52500-101-00-00-00000

Description	General Fund	Lottery Funds	Other Funds	Federal Funds	Nonlimited Other Funds	Nonlimited Federal Funds	All Funds
Revenues							
General Fund Obligation Bonds	-	-	265,000	-	-	-	265,000
Total Revenues	-	-	\$265,000	-	-	-	\$265,000
Services & Supplies							
Other COP Costs	-	-	-	-	-	-	-
Other Services and Supplies	-	-	265,000	-	-	-	265,000
Total Services & Supplies	-	-	\$265,000	-	-	-	\$265,000
Total Expenditures							
Total Expenditures	-	-	265,000	-	-	-	265,000
Total Expenditures	-	-	\$265,000	-	-	-	\$265,000
Ending Balance							
Ending Balance	-	-	-	-	-	-	-
Total Ending Balance	-	-	-	-	-	-	-

HECC OPERATIONS
PSU – 12TH AND MARKET RESIDENCE HALL

Policy Option Package #401
Portland State University – 12th and Market Residence Hall

Agency Request Budget: \$685,000
Governor's Budget: \$755,000

PURPOSE

Portland State University proposes to construct a 7-story housing building with approximately 450 beds and 11,000 sq. ft. for dining services. The proposed building is to be constructed on a 38,000 sq. ft. vacant parcel in the northwest portion of campus on the corner of SW 12th and Market.

STAFFING IMPACT

None.

REVENUE SOURCE

Other Funds \$755,000

ESSENTIAL AND POLICY PACKAGE FISCAL IMPACT SUMMARY

Higher Education Coordinating Commission
 Pkg: 401 - PSU-12th & Market Residence Hal

Cross Reference Name: HECC Operations
 Cross Reference Number: 52500-101-00-00-000000

<i>Description</i>	General Fund	Lottery Funds	Other Funds	Federal Funds	Nonlimited Other Funds	Nonlimited Federal Funds	All Funds
Revenues							
General Fund Obligation Bonds	-	-	755,000	-	-	-	755,000
Total Revenues	-	-	\$755,000	-	-	-	\$755,000
Services & Supplies							
Other COP Costs	-	-	-	-	-	-	-
Other Services and Supplies	-	-	755,000	-	-	-	755,000
Total Services & Supplies	-	-	\$755,000	-	-	-	\$755,000
Total Expenditures							
Total Expenditures	-	-	755,000	-	-	-	755,000
Total Expenditures	-	-	\$755,000	-	-	-	\$755,000
Ending Balance							
Ending Balance	-	-	-	-	-	-	-
Total Ending Balance	-	-	-	-	-	-	-

HECC OPERATIONS
PSU – UNIVERSITY CENTER BLDG LAND PURCHASE

Policy Option Package #402
Portland State University – University Center Building and Land Purchase

Agency Request Budget: \$270,000
Governor's Budget: \$270,000

PURPOSE

PSU proposes the purchase of the 185,389 sq. ft. University Center Building. The purchase of the land allows for long-term use of the block by PSU, allows for greater investment in the facility which needs significant improvements and saves the university money starting in the first year after the land is acquired.

STAFFING IMPACT

None.

REVENUE SOURCE

Other Funds \$270,000

ESSENTIAL AND POLICY PACKAGE FISCAL IMPACT SUMMARY

Higher Education Coordinating Commission
 Pkg: 402 - PSU-University Center Bldg Land Purchase

Cross Reference Name: HECC Operations
 Cross Reference Number: 52500-101-00-00-00000

<i>Description</i>	General Fund	Lottery Funds	Other Funds	Federal Funds	Nonlimited Other Funds	Nonlimited Federal Funds	All Funds
Revenues							
General Fund Obligation Bonds	-	-	270,000	-	-	-	270,000
Total Revenues	-	-	\$270,000	-	-	-	\$270,000
Services & Supplies							
Other COP Costs	-	-	-	-	-	-	-
Other Services and Supplies	-	-	270,000	-	-	-	270,000
Total Services & Supplies	-	-	\$270,000	-	-	-	\$270,000
Total Expenditures							
Total Expenditures	-	-	270,000	-	-	-	270,000
Total Expenditures	-	-	\$270,000	-	-	-	\$270,000
Ending Balance							
Ending Balance	-	-	-	-	-	-	-
Total Ending Balance	-	-	-	-	-	-	-

HECC OPERATIONS
WOU – VALSETZ DINING/AUX SERVICES

Policy Option Package #403
Western Oregon University – Valsetz Dining/Auxiliary Services

Agency Request Budget: \$55,000
Governor's Budget: \$55,000

PURPOSE

WOU proposes a renovation of Valsetz Dining Hall. Valsetz serves the entire campus population and primarily feeds the Student Dorm population averages 2,700 meals per day. This project redesigns food service areas for maximum efficiency.

STAFFING IMPACT

None.

REVENUE SOURCE

Other Funds \$55,000

ESSENTIAL AND POLICY PACKAGE FISCAL IMPACT SUMMARY

Higher Education Coordinating Commission
 Pkg: 403 - WOU-Valsetz Dining / Aux Services

Cross Reference Name: HECC Operations
 Cross Reference Number: 52500-101-00-00-000000

Description	General Fund	Lottery Funds	Other Funds	Federal Funds	Nonlimited Other Funds	Nonlimited Federal Funds	All Funds
Revenues							
General Fund Obligation Bonds	-	-	55,000	-	-	-	55,000
Total Revenues	-	-	\$55,000	-	-	-	\$55,000
Services & Supplies							
Other COP Costs	-	-	-	-	-	-	-
Other Services and Supplies	-	-	55,000	-	-	-	55,000
Total Services & Supplies	-	-	\$55,000	-	-	-	\$55,000
Total Expenditures							
Total Expenditures	-	-	55,000	-	-	-	55,000
Total Expenditures	-	-	\$55,000	-	-	-	\$55,000
Ending Balance							
Ending Balance	-	-	-	-	-	-	-
Total Ending Balance	-	-	-	-	-	-	-

HECC OPERATIONS
CC – APPRENTICESHIP AND INDUSTRIAL TRADES CENTER

Policy Option Package #404
Klamath Community College – Apprenticeship and Industrial Trades Center

Agency Request Budget: \$55,000
Governor’s Budget: \$55,000

PURPOSE

Instructional building totaling 19,050 sq. ft. for Apprenticeship and Industrial Trades Center (split into 6,500 sq. ft. various practice simulation structures for EMT/Fire Science & 13,000 sq. ft. for other programs). Primarily shop space, storage, paved and gravel area for CDL training, fire engine training and limited classroom space. Centralizes trade programs to one location. Would provide hands on learning space for enrolled students for current apprenticeship and CTE programs. As well as creating new trade related programs. Improvement in skill gaps/lack of talent for the area to assist in filling employer vacancy needs.

- Expand current programs including CDL truck driving, Fire Sciences, and Emergency Medical Operations;
- Establish simulation flex-lab space for new trade-related programs, such as carpentry, sheet metal fabrication, heating, ventilation and air conditioning (HVAC), and pre-construction skills training;
- Offer hands-on pre-apprenticeship programs coupled with soft skills training to high school and nontraditional students;
- Certify skill attainment and award industry-recognized credentials; and
- Facilitate recruitment opportunities to connect qualified workers with local businesses.

STAFFING IMPACT

None.

REVENUE SOURCE

Other Funds \$55,000

ESSENTIAL AND POLICY PACKAGE FISCAL IMPACT SUMMARY

Higher Education Coordinating Commission
 Pkg: 404 - CC-Apprenticeship & Industrial Trades Center

Cross Reference Name: HECC Operations
 Cross Reference Number: 52500-101-00-00-00000

Description	General Fund	Lottery Funds	Other Funds	Federal Funds	Nonlimited Other Funds	Nonlimited Federal Funds	All Funds
Revenues							
General Fund Appropriation	-	-	-	-	-	-	-
General Fund Obligation Bonds	-	-	55,000	-	-	-	55,000
Total Revenues	-	-	\$55,000	-	-	-	\$55,000
Services & Supplies							
Other COP Costs	-	-	-	-	-	-	-
Other Services and Supplies	-	-	55,000	-	-	-	55,000
Total Services & Supplies	-	-	\$55,000	-	-	-	\$55,000
Total Expenditures							
Total Expenditures	-	-	55,000	-	-	-	55,000
Total Expenditures	-	-	\$55,000	-	-	-	\$55,000
Ending Balance							
Ending Balance	-	-	-	-	-	-	-
Total Ending Balance	-	-	-	-	-	-	-

HECC OPERATIONS
CC – NURSING-ALLIED HEALTH PROFESSIONS CENTER

Policy Option Package #405

Treasure Valley Community College – Nursing-Allied Health Professions Center

Agency Request Budget: \$65,000
Governor's Budget: Not Recommended

PURPOSE

Project summary:

The Tec Lab Building was built in the mid-1960's and has not been substantially remodeled or expanded since that time. The building currently houses the college's nursing program but is not capable, in its current design and condition to provide instruction that will be able to meet the changing and expanding needs of the modern health care field. Classrooms, lab space, offices, and common spaces in this building are not configured to provide training and instruction in a format or fashion that is consistent with a modern nursing care or Allied Health operations or facilities where our students are seeking employment. Space constraints of the current location prevent remodel, of the scope necessary, to meet the current needs or future opportunities.

Facilities detail:

Construction of a new 30,000 sq. ft. Nursing-Allied Health Professions Center that will provide modernized and flexible spaces equipped to deliver support services, training, and instruction that is consistent with modern academic buildings and health care facilities. The new facility will house: classrooms, lab spaces, offices suite for nursing instructors, nursing student study/library/lounge area. Instructional resource room: Instructional support space, classroom/program space for certified nursing assistant students, classroom/program space for emergency medical technicians. New facility would also include: program space for health information systems, certified medical assistant, physical therapy assistant, x-ray technician, phlebotomist, and surgery technician. General space to include: building support spaces, tiered lecture hall, computer labs, general purpose classrooms, student lounge / study spaces, office suites for program instructors and adjunct faculty.

STAFFING IMPACT

None.

REVENUE SOURCE

None.

2019-2021 Biennium

Governor's Budget

ESSENTIAL AND POLICY PACKAGE FISCAL IMPACT SUMMARY

Higher Education Coordinating Commission
 Pkg: 405 - CC-Nursing-Allied Health Professions Center

Cross Reference Name: HECC Operations
 Cross Reference Number: 52500-101-00-00-00000

<i>Description</i>	General Fund	Lottery Funds	Other Funds	Federal Funds	Nonlimited Other Funds	Nonlimited Federal Funds	All Funds
Revenues							
General Fund Appropriation	-	-	-	-	-	-	-
General Fund Obligation Bonds	-	-	-	-	-	-	-
Total Revenues	-	-	-	-	-	-	-
Services & Supplies							
Other COP Costs	-	-	-	-	-	-	-
Other Services and Supplies	-	-	-	-	-	-	-
Total Services & Supplies	-	-	-	-	-	-	-
Total Expenditures							
Total Expenditures	-	-	-	-	-	-	-
Total Expenditures	-	-	-	-	-	-	-
Ending Balance							
Ending Balance	-	-	-	-	-	-	-
Total Ending Balance	-	-	-	-	-	-	-

HECC OPERATIONS
CC – REDMOND CAMPUS GENERAL-PURPOSE CLASSROOM

Policy Option Package #406
Central Oregon Community College – Redmond Campus General-Purpose Classroom

Agency Request Budget: \$125,000
Governor’s Budget: \$125,000

PURPOSE

Project summary:

Construction of approx. 30,000 sq. ft. general purpose classroom building, to offer a wider range catalog classes of academic and workforce related programs on the Redmond Campus. Opportunity for science and computer classroom/labs, student study, and support space, in addition to providing complete instructional workforce programming that includes STEM and CTE to meet fast growing region in meeting the quality standards of a postsecondary institution. Grant would provide investment in instructional technology and technology infrastructure to enable connectivity to the existing COCC technology network and expand COCC’s capability for technology based instruction to and from the Redmond Campus. Offers students a lesser commute to the Bend campus of up to two hour commute for some in the surrounding area. Overall requesting \$8 million of Article XI-G Bonds.

Facilities detail:

The preliminary gross square footage is 30,000, with 22,150 of assignable square footage. An anticipated design would be a sustainable two-story structure.

STAFFING IMPACT

None.

REVENUE SOURCE

Other Funds \$125,000

ESSENTIAL AND POLICY PACKAGE FISCAL IMPACT SUMMARY

Higher Education Coordinating Commission
 Pkg: 406 - CC-Remond Campus General-Purpose Classroom

Cross Reference Name: HECC Operations
 Cross Reference Number: 52500-101-00-00-00000

Description	General Fund	Lottery Funds	Other Funds	Federal Funds	Nonlimited Other Funds	Nonlimited Federal Funds	All Funds
Revenues							
General Fund Appropriation	-	-	-	-	-	-	-
General Fund Obligation Bonds	-	-	125,000	-	-	-	125,000
Total Revenues	-	-	\$125,000	-	-	-	\$125,000
Services & Supplies							
Other COP Costs	-	-	-	-	-	-	-
Other Services and Supplies	-	-	125,000	-	-	-	125,000
Total Services & Supplies	-	-	\$125,000	-	-	-	\$125,000
Total Expenditures							
Total Expenditures	-	-	125,000	-	-	-	125,000
Total Expenditures	-	-	\$125,000	-	-	-	\$125,000
Ending Balance							
Ending Balance	-	-	-	-	-	-	-
Total Ending Balance	-	-	-	-	-	-	-

HECC OPERATIONS
OIT – BOIVIN HALL REHAB/INFRASTRUCTURE IMPROVE

Policy Option Package #407
Oregon Institute of Technology – Boivin Hall Rehabilitation and Infrastructure Improvement

Agency Request Budget: \$320,000
Governor's Budget: Not Recommended

PURPOSE

Boivin Hall is a 47,400 sq. ft. single story concrete and steel structure with a partial basement constructed in 1976. Since construction the building has seen few major upgrades, the last one being mechanical systems nearly 20 years ago. Boivin Hall has many end of life, antiquated, inadequate or unsafe major subsystems. The building in many ways Oregon Tech's "front door" and is the first building seen by visitors, students and community members when approaching campus.

This project includes a complete overhaul of Boivin Hall, including seismic retrofit, mechanical, electrical and plumbing (MEP) replacement, building envelope replacement, foundation repair, classroom remodel and modernization to the building proper as well as the redesign and improvement of surrounding areas including ADA accessibility and necessary traffic infrastructure to support growth and traffic at the entrance of the Klamath Falls campus, where Boivin Hall sits.

STAFFING IMPACT

None.

REVENUE SOURCE

None

ESSENTIAL AND POLICY PACKAGE FISCAL IMPACT SUMMARY

Higher Education Coordinating Commission
 Pkg: 407 - OIT-Boivin Hall Rehab/Infrastructure Improve

Cross Reference Name: HECC Operations
 Cross Reference Number: 52500-101-00-00-00000

Description	General Fund	Lottery Funds	Other Funds	Federal Funds	Nonlimited Other Funds	Nonlimited Federal Funds	All Funds
Revenues							
General Fund Appropriation	-	-	-	-	-	-	-
General Fund Obligation Bonds	-	-	-	-	-	-	-
Total Revenues	-	-	-	-	-	-	-
Services & Supplies							
Other COP Costs	-	-	-	-	-	-	-
Other Services and Supplies	-	-	-	-	-	-	-
Total Services & Supplies	-	-	-	-	-	-	-
Total Expenditures							
Total Expenditures	-	-	-	-	-	-	-
Ending Balance							
Ending Balance	-	-	-	-	-	-	-
Total Ending Balance	-	-	-	-	-	-	-

HECC OPERATIONS
OSU – CORDLEY HALL – PHASE II

Policy Option Package #408
Oregon State University – Cordley Hall – Phase II

Agency Request Budget: \$410,000
Governor’s Budget: Not Recommended

PURPOSE

The Cordley Hall renovation project will transform an aged and over-worn facility, which was designed for research as it was conducted over fifty years ago, into a modern and forward thinking research and education building. Cordley Hall is the home of two large departments that are central to the biological sciences at OSU, Integrative Biology (IB) and Botany and Plant Pathology (BPP). In an effort that lays the groundwork for the future, the two departments have collaborated to generate a collective vision for a new Cordley that will help transform biology – in both research and education – at Oregon State University. Cordley Hall will become an innovative space whose core design principles of *integration*, *collaboration*, and *engagement* will enhance OSU’s impact in all facets of its mission related to the life sciences - where OSU can conduct its world-class science, inspire students, and engage the public.

Phase I of the Cordley Hall renovation, funded in the current biennium, is centered on replacing mechanical and electrical systems and upgrading fire and life safety systems. Phase II will focus on re-organizing the laboratory space, for example, some research wings will be converted into lab neighborhoods, more open and flexible than the current rabbit-warren structure that now pervades Cordley Hall, and other labs will be retrooled to become “future-proof”. Each of these new, or updated, labs will be designed to be easily restructured to accommodate biology decades into the future without incremental renovations every time a new aspect, method or requirement of research is presented.

STAFFING IMPACT

None.

REVENUE SOURCE

None.

2019-2021 Biennium

Governor’s Budget

ESSENTIAL AND POLICY PACKAGE FISCAL IMPACT SUMMARY

Higher Education Coordinating Commission
 Pkg: 408 - OSU-Cordley Hall-Phase II

Cross Reference Name: HECC Operations
 Cross Reference Number: 52500-101-00-00-00000

Description	General Fund	Lottery Funds	Other Funds	Federal Funds	Nonlimited Other Funds	Nonlimited Federal Funds	All Funds
Revenues							
General Fund Appropriation	-	-	-	-	-	-	-
General Fund Obligation Bonds	-	-	-	-	-	-	-
Total Revenues	-	-	-	-	-	-	-
Services & Supplies							
Other COP Costs	-	-	-	-	-	-	-
Other Services and Supplies	-	-	-	-	-	-	-
Total Services & Supplies	-	-	-	-	-	-	-
Total Expenditures							
Total Expenditures	-	-	-	-	-	-	-
Total Expenditures	-	-	-	-	-	-	-
Ending Balance							
Ending Balance	-	-	-	-	-	-	-
Total Ending Balance	-	-	-	-	-	-	-

HECC OPERATIONS
OSU – EDUCATIONAL PERFORMING ART CENTER

Policy Option Package #409
Oregon State University – Educational Performing Art Center

Agency Request Budget: \$455,000
Governor’s Budget: Not Recommended

PURPOSE

The Arts and Education Complex at Oregon State University will enhance the experience and education and provide open doors for all of our students – a necessity for a world-class research university. It will bring together programs in the arts, including music, theater, the visual arts, and digital communication arts, creating a thriving center of creativity infused with science and technology. The Arts and Education Complex will be an important part of the university’s portfolio of both performance and outreach spaces.

The Arts and Education Complex project will completely renovate and expand the existing LaSells Stewart Center, creating a new academic facility for OSU educational arts. The facility will serve as a new gateway to OSU on the south side of campus and will become an outreach portal for the arts, taking visual and performing arts to Oregon youth and residents.

STAFFING IMPACT

None.

REVENUE SOURCE

None.

ESSENTIAL AND POLICY PACKAGE FISCAL IMPACT SUMMARY

Higher Education Coordinating Commission
 Pkg: 409 - OSU-Educational Performing Art Center

Cross Reference Name: HECC Operations
 Cross Reference Number: 52500-101-00-00-00000

<i>Description</i>	General Fund	Lottery Funds	Other Funds	Federal Funds	Nonlimited Other Funds	Nonlimited Federal Funds	All Funds
Revenues							
General Fund Appropriation	-	-	-	-	-	-	-
General Fund Obligation Bonds	-	-	-	-	-	-	-
Total Revenues	-	-	-	-	-	-	-
Services & Supplies							
Other COP Costs	-	-	-	-	-	-	-
Other Services and Supplies	-	-	-	-	-	-	-
Total Services & Supplies	-	-	-	-	-	-	-
Total Expenditures							
Total Expenditures	-	-	-	-	-	-	-
Total Expenditures	-	-	-	-	-	-	-
Ending Balance							
Ending Balance	-	-	-	-	-	-	-
Total Ending Balance	-	-	-	-	-	-	-

HECC OPERATIONS
OSU – STUDENT SUCCESS CENTER (CASCADES)

Policy Option Package #410
Oregon State University – Student Success Center (Cascades)

Agency Request Budget: \$220,000
Governor’s Budget: Not Recommended

PURPOSE

The current campus has limited dedicated student success space. According to the National Survey of Student Engagement (NSSE), which measures student involvement in academic and co-curricular programs, students who are more involved in an institution earn higher grades and persist to graduation. Development of a Student Success Center will improve learning outcomes and facilitate student engagement at OSU-Cascades.

This new building will include a combination of flexible use spaces for classroom, study and tutoring, advising and counseling, arts presentation, informal gathering, maker space, and student involvement (e.g. multi-cultural/social/outdoor programs). It will also provide offices for student success staff, including study abroad, service learning, sports and clubs, career counseling, and internship support. OSU-Cascades is striving to ensure every student participates in at least one type of engagement activity prior to graduation. The Student Success Center would help to facilitate this goal.

STAFFING IMPACT

None.

REVENUE SOURCE

None.

ESSENTIAL AND POLICY PACKAGE FISCAL IMPACT SUMMARY

Higher Education Coordinating Commission
 Pkg: 410 - OSU-Student Success Ctr (Cascades)

Cross Reference Name: HECC Operations
 Cross Reference Number: 52500-101-00-00-00000

<i>Description</i>	General Fund	Lottery Funds	Other Funds	Federal Funds	Nonlimited Other Funds	Nonlimited Federal Funds	All Funds
Revenues							
General Fund Appropriation	-	-	-	-	-	-	-
General Fund Obligation Bonds	-	-	-	-	-	-	-
Total Revenues	-	-	-	-	-	-	-
Services & Supplies							
Other COP Costs	-	-	-	-	-	-	-
Other Services and Supplies	-	-	-	-	-	-	-
Total Services & Supplies	-	-	-	-	-	-	-
Total Expenditures							
Total Expenditures	-	-	-	-	-	-	-
Total Expenditures	-	-	-	-	-	-	-
Ending Balance							
Ending Balance	-	-	-	-	-	-	-
Total Ending Balance	-	-	-	-	-	-	-

HECC OPERATIONS
PSU – SCIENCE BLDG 1 RENOVATION/EXPANSION

Policy Option Package # 411
Portland State University – Science Building 1 Renovation and Expansion

Agency Request Budget: \$940,000
Governor’s Budget: Not Recommended

PURPOSE

This proposed project transforms PSU’s outdated Science Building One (SB 1) into a modern facility well-equipped to educate Oregon’s next generation of innovative health and science professionals. The renovated building will be the place for undergraduate and graduate students to develop and hone STEM skills through experiential and collaborative learning. PSU is already a leader in providing research and internship experiences for our students, the renovation and expansion will enable PSU to grow the work of the STEM Equity and Education Institute and the various federally funded support grants for students. This will happen in three ways: First, by constructing collaborative teaching and lab space, PSU will further pedagogical and research innovations. Second, by updating teaching and research labs, PSU will provide students with the training they need to enter the workforce as workplace ready contributors. Finally, by co-locating industry partners with our academic disciplines and students, PSU will enhance workforce pipelines.

STAFFING IMPACT

None.

REVENUE SOURCE

None.

ESSENTIAL AND POLICY PACKAGE FISCAL IMPACT SUMMARY

Higher Education Coordinating Commission
 Pkg: 411 - PSU-Science Bldg 1 Renovation/Expansion

Cross Reference Name: HECC Operations
 Cross Reference Number: 52500-101-00-00-00000

<i>Description</i>	General Fund	Lottery Funds	Other Funds	Federal Funds	Nonlimited Other Funds	Nonlimited Federal Funds	All Funds
Revenues							
General Fund Appropriation	-						
General Fund Obligation Bonds	-						
Total Revenues	-						
Services & Supplies							
Other COP Costs	-						
Other Services and Supplies	-						
Total Services & Supplies	-						
Total Expenditures							
Total Expenditures	-						
Total Expenditures	-						
Ending Balance							
Ending Balance	-						
Total Ending Balance	-						

HECC OPERATIONS
UO – HUESTIS HALL DEFERRED MAINTENANCE

Policy Option Package #412
University of Oregon – Huestis Hall Deferred Maintenance

Agency Request Budget: \$715,000
Governor's Budget: Not Recommended

PURPOSE

Huestis Hall is home to a wide variety of educational activities and initiatives that impact student success, and are critical to the state's attainment of 40-40-20 goals, and the Governor's Future Ready Oregon initiative. It houses the Biology Department's undergraduate teaching labs, research laboratories connected to the Institute of Neuroscience, and faculty offices to meet with students.

Huestis Hall, a 45-year old, 60,000 sq. ft. structure is the teaching and research hub for the biological sciences at the University of Oregon. It is identified as the University's top priority deferred maintenance and renovation project due to its alarmingly high level of seismic vulnerabilities, safety deficiencies, and building systems failures (e.g., plumbing and HVAC systems that are past end-of-life and a failing building envelope that is causing leakage, an inability to control temperatures, and increased energy costs). The proposed project will bring this heavily used, decades-old STEM teaching and research building into the 21st Century, by:

- Eliminating deferred maintenance and serious safety and security issues.
- Updating research spaces and resolve code violations and significant deficiencies.
- Addressing seismic vulnerabilities.
- Resolving access limitations for disabled students and staff.
- Modernizing lab learning spaces.

STAFFING IMPACT

None.

REVENUE SOURCE

None.

ESSENTIAL AND POLICY PACKAGE FISCAL IMPACT SUMMARY

Higher Education Coordinating Commission
 Pkg: 412 - UO-Huestfis Hall Deferred Maintenance

Cross Reference Name: HECC Operations
 Cross Reference Number: 52500-101-00-00-00000

Description	General Fund	Lottery Funds	Other Funds	Federal Funds	Nonlimited Other Funds	Nonlimited Federal Funds	All Funds
Revenues							
General Fund Appropriation	-	-	-	-	-	-	-
General Fund Obligation Bonds	-	-	-	-	-	-	-
Total Revenues	-	-	-	-	-	-	-
Services & Supplies							
Other COP Costs	-	-	-	-	-	-	-
Other Services and Supplies	-	-	-	-	-	-	-
Total Services & Supplies	-	-	-	-	-	-	-
Total Expenditures							
Total Expenditures	-	-	-	-	-	-	-
Total Expenditures	-	-	-	-	-	-	-
Ending Balance							
Ending Balance	-	-	-	-	-	-	-
Total Ending Balance	-	-	-	-	-	-	-

HECC OPERATIONS
WOU – PHYSICAL EDUCATION CENTER

Policy Option Package #413
Western Oregon University – Physical Education Center

Agency Request Budget: \$140,000
Governor's Budget: Not Recommended

PURPOSE

Constructed in 1971 the “New” Physical Education (as it is still officially named) (NPE) building is located on the western edge of the academic core approximately five minutes (walking) from the Administration Building. It houses WOU's indoor varsity athletic courts and team/training/locker rooms, two multipurpose classrooms, as well as athletic department offices. Its gymnasium and multipurpose courts are scheduled each term to support the demand for Health and Physical Education division classes. As the largest venue on campus (the main gym can seat over 3,000 spectators), NPE is used for various campus and community activities including the Cesar E. Chavez Leadership Conference, the Multicultural Student Union Annual Native American Pow-Wow, the Bike MS Willamette Valley charity event and various high school sport camps. Classes, activities, and sports events are heavily scheduled year-round in New PE making it difficult to schedule routine maintenance. Underrepresented students and their communities, also utilize the gym. As a result of heavy use and tight scheduling, NPE has numerous maintenance issues that can no longer be deferred, the need for additional space for team rooms, locker rooms, weight room, smart G & E classrooms, offices, and ADA issues that must be addressed. (Since there is no elevator in NPE, the faculty offices and gymnasium, located on the second floor, are not accessible to people with disabilities.)

STAFFING IMPACT

None.

REVENUE SOURCE

None.

ESSENTIAL AND POLICY PACKAGE FISCAL IMPACT SUMMARY

Higher Education Coordinating Commission
 Pkg: 413 - WOU-Physical Education Center

Cross Reference Name: HECC Operations
 Cross Reference Number: 52500-101-00-00-00000

Description	General Fund	Lottery Funds	Other Funds	Federal Funds	Nonlimited Other Funds	Nonlimited Federal Funds	All Funds
Revenues							
General Fund Appropriation	-	-	-	-	-	-	-
General Fund Obligation Bonds	-	-	-	-	-	-	-
Total Revenues	-	-	-	-	-	-	-
Services & Supplies							
Other COP Costs	-	-	-	-	-	-	-
Other Services and Supplies	-	-	-	-	-	-	-
Total Services & Supplies	-	-	-	-	-	-	-
Total Expenditures							
Total Expenditures	-	-	-	-	-	-	-
Total Expenditures	-	-	-	-	-	-	-
Ending Balance							
Ending Balance	-	-	-	-	-	-	-
Total Ending Balance	-	-	-	-	-	-	-

HECC OPERATIONS
WOU – STUDENT SUCCESS CENTER

Policy Option Package #414
Western Oregon University – Student Success Center

Agency Request Budget: \$180,000
Governor’s Budget: Not Recommended

PURPOSE

The Student Success Center will be located on the Old Education Site which formally housed our Education Department who relocated to its new home the Richard Woodcock Education Center in 2016. The concept is to locate Student Services such as advising, tutoring, student support groups, computer labs and general smart classrooms. This location is at the “heart of campus” and will serve as a central location that can be accessed by the entire WOU community. The expected start date will be summer of 2020 providing funding is approved. Completion of the project is expected by mid-2021.

STAFFING IMPACT

None.

REVENUE SOURCE

None.

ESSENTIAL AND POLICY PACKAGE FISCAL IMPACT SUMMARY

Higher Education Coordinating Commission
 Pkg: 414 - WOU-Student Success Center

Cross Reference Name: HECC Operations
 Cross Reference Number: 52500-101-00-00-000000

<i>Description</i>	General Fund	Lottery Funds	Other Funds	Federal Funds	Nonlimited Other Funds	Nonlimited Federal Funds	All Funds
Revenues							
General Fund Appropriation	-	-	-	-	-	-	-
General Fund Obligation Bonds	-	-	-	-	-	-	-
Total Revenues	-	-	-	-	-	-	-
Services & Supplies							
Other COP Costs	-	-	-	-	-	-	-
Other Services and Supplies	-	-	-	-	-	-	-
Total Services & Supplies	-	-	-	-	-	-	-
Total Expenditures							
Total Expenditures	-	-	-	-	-	-	-
Total Expenditures	-	-	-	-	-	-	-
Ending Balance							
Ending Balance	-	-	-	-	-	-	-
Total Ending Balance	-	-	-	-	-	-	-

HECC OPERATIONS
PU – CAPITAL IMPROVEMENTS AND RENEWAL

Policy Option Package #415
Public Universities – Capital Improvements and Renewal

Agency Request Budget: \$715,000
Governor’s Budget: 715,000

PURPOSE

Capital Improvement and Renewal funds will be allocated by the HECC to the seven public universities for university-determined projects that will address deferred maintenance, code compliance, safety issues, and Americans with Disabilities Act (ADA) accessibility improvements for campus facilities. For 2017-19, funding was not allowed to be used for acquisition of buildings, structures, or land; classroom or lab modernization; or improvements to auxiliary facilities, which are typically self-supporting.

STAFFING IMPACT

None.

REVENUE SOURCE

Other Funds \$715,000

ESSENTIAL AND POLICY PACKAGE FISCAL IMPACT SUMMARY

Higher Education Coordinating Commission
 Pkg: 415 - PU-Capital Improvement & Renewal

Cross Reference Name: HECC Operations
 Cross Reference Number: 52500-101-00-00-000000

<i>Description</i>	General Fund	Lottery Funds	Other Funds	Federal Funds	Nonlimited Other Funds	Nonlimited Federal Funds	All Funds
Revenues							
General Fund Appropriation	-	-	-	-	-	-	-
General Fund Obligation Bonds	-	-	715,000	-	-	-	715,000
Total Revenues	-	-	\$715,000	-	-	-	\$715,000
Services & Supplies							
Other COP Costs	-	-	-	-	-	-	-
Other Services and Supplies	-	-	715,000	-	-	-	715,000
Total Services & Supplies	-	-	\$715,000	-	-	-	\$715,000
Total Expenditures							
Total Expenditures	-	-	715,000	-	-	-	715,000
Total Expenditures	-	-	\$715,000	-	-	-	\$715,000
Ending Balance							
Ending Balance	-	-	-	-	-	-	-
Total Ending Balance	-	-	-	-	-	-	-

HECC OPERATIONS
EOU – INLOW HALL GRAND STAIRCASE

Policy Option Package #416
Eastern Oregon University – Inlow Hall Grand Staircase

Agency Request Budget: \$50,000
Governor's Budget: \$50,000

PURPOSE

Staircase Reconstruction: Site work will include landscape renovation of the Inlow Hall at the entry and replacement of the Grand Staircase which is a community asset and a link between EOU and downtown La Grande.

STAFFING IMPACT

None.

REVENUE SOURCE

Other Funds \$50,000

ESSENTIAL AND POLICY PACKAGE FISCAL IMPACT SUMMARY

Higher Education Coordinating Commission
 Pkg: 416 - EOU-Inlow Hall Grand Staircase

Cross Reference Name: HECC Operations
 Cross Reference Number: 52500-101-00-00-00000

<i>Description</i>	General Fund	Lottery Funds	Other Funds	Federal Funds	Nonlimited Other Funds	Nonlimited Federal Funds	All Funds
Revenues							
General Fund Appropriation	-	-	-	-	-	-	-
General Fund Obligation Bonds	-	-	50,000	-	-	-	50,000
Total Revenues	-	-	\$50,000	-	-	-	\$50,000
Services & Supplies							
Other COP Costs	-	-	-	-	-	-	-
Other Services and Supplies	-	-	50,000	-	-	-	50,000
Total Services & Supplies	-	-	\$50,000	-	-	-	\$50,000
Total Expenditures							
Total Expenditures	-	-	50,000	-	-	-	50,000
Total Expenditures	-	-	\$50,000	-	-	-	\$50,000
Ending Balance							
Ending Balance	-	-	-	-	-	-	-
Total Ending Balance	-	-	-	-	-	-	-

HECC OPERATIONS
EOU – INLOW HALL PHASE II SEISMIC/RENOVATION

Policy Option Package #417
Eastern Oregon University – Inlow Hall Phase II Seismic/Renovation

Agency Request Budget: \$135,000
Governor's Budget: Not Recommended

PURPOSE

Inlow Hall Renovation, Phase II

This project will complete the full restoration of Inlow Hall, the primary administrative and student services building at EOU. Inlow Hall was the original campus building and is on the National Register of Historic Buildings. The restoration was started in 2009 as phase I that included partial seismic and mechanical upgrades. Phase II will complete the seismic work, improve energy efficiency, preserve the historic integrity of the building, and allow for greater utility of classroom space and distance education facilities.

STAFFING IMPACT

None.

REVENUE SOURCE

None.

ESSENTIAL AND POLICY PACKAGE FISCAL IMPACT SUMMARY

Higher Education Coordinating Commission
 Pkg: 417 - EOU-Inflow Hall Phase II Seismic/Renovation

Cross Reference Name: HECC Operations
 Cross Reference Number: 52500-101-00-00-00000

<i>Description</i>	General Fund	Lottery Funds	Other Funds	Federal Funds	Nonlimited Other Funds	Nonlimited Federal Funds	All Funds
Revenues							
General Fund Appropriation	-	-	-	-	-	-	-
General Fund Obligation Bonds	-	-	-	-	-	-	-
Total Revenues	-	-	-	-	-	-	-
Services & Supplies							
Other COP Costs	-	-	-	-	-	-	-
Other Services and Supplies	-	-	-	-	-	-	-
Total Services & Supplies	-	-	-	-	-	-	-
Total Expenditures							
Total Expenditures	-	-	-	-	-	-	-
Total Expenditures	-	-	-	-	-	-	-
Ending Balance							
Ending Balance	-	-	-	-	-	-	-
Total Ending Balance	-	-	-	-	-	-	-

HECC OPERATIONS
OSU – STUDENT SUCCESS CTR LAND DEV (CASCADES)

Policy Option Package #418
Oregon State University – Student Success Center and Land Development (Cascades)

Agency Request Budget: \$290,000
Governor’s Budget: Not Recommended

PURPOSE

To advance the physical development of OSU-Cascades 128-acre campus and support the growing academic and campus life programming, a second phase of land development is necessary for the recently purchased property from the county. This portion of the site will expand developable land for growth of the core academic and recreation districts of the campus. The improved land will support facility expansion including academic buildings, a health and wellness center, on-campus residences, recreation fields and additional parking and infrastructure improvements.

STAFFING IMPACT

None.

REVENUE SOURCE

None.

ESSENTIAL AND POLICY PACKAGE FISCAL IMPACT SUMMARY

Higher Education Coordinating Commission
 Pkg: 418 - OSU-Student Success Ctr Land Dev (Cascades)

Cross Reference Name: HECC Operations
 Cross Reference Number: 52500-101-00-00-00000

Description	General Fund	Lottery Funds	Other Funds	Federal Funds	Nonlimited Other Funds	Nonlimited Federal Funds	All Funds
Revenues							
General Fund Appropriation	-	-	-	-	-	-	-
General Fund Obligation Bonds	-	-	-	-	-	-	-
Total Revenues	-	-	-	-	-	-	-
Services & Supplies							
Other COP Costs	-	-	-	-	-	-	-
Other Services and Supplies	-	-	-	-	-	-	-
Total Services & Supplies	-	-	-	-	-	-	-
Total Expenditures							
Total Expenditures	-	-	-	-	-	-	-
Total Expenditures	-	-	-	-	-	-	-
Ending Balance							
Ending Balance	-	-	-	-	-	-	-
Total Ending Balance	-	-	-	-	-	-	-

HECC OPERATIONS
SOU – BRITT HALL MECH IMPROVEMENTS

Policy Option Package #419
Southern Oregon University – Britt Hall Mechanical Improvements

Agency Request Budget: \$55,000
Governor's Budget: Not Recommended

PURPOSE

Southern Oregon University has commissioned several studies concerning the HVAC systems of Britt Hall due to inconsistent or inadequate cooling, stagnant air, and over-heating on the main floor. These conditions were exacerbated by the changing programs and departments that occupy the building (Service Center, Nursing, Administration, Admissions, etc). The current HVAC system modification occurred in 1956, with various retrofits coinciding with building additions until the most recent in 1971. A recent allocation for Seismic Repairs from the 2017 XI-Q bond sales will only address the seismic deficiencies in Britt. This was confirmed by a study by KPFF engineering (Portland) during the Spring of 2017. Britt also lacks sprinklers and a modern fire alarm system. The current HVAC controls do not provide direct digital controls of the mechanical systems, and are only partially connected to the centralized HVAC controls system.

STAFFING IMPACT

None.

REVENUE SOURCE

None.

ESSENTIAL AND POLICY PACKAGE FISCAL IMPACT SUMMARY

Higher Education Coordinating Commission
 Pkg: 419 - SOU-Britt Hall Mech Improvements

Cross Reference Name: HECC Operations
 Cross Reference Number: 52500-101-00-00-00000

<i>Description</i>	General Fund	Lottery Funds	Other Funds	Federal Funds	Nonlimited Other Funds	Nonlimited Federal Funds	All Funds
Revenues							
General Fund Appropriation	-	-	-	-	-	-	-
General Fund Obligation Bonds	-	-	-	-	-	-	-
Total Revenues	-	-	-	-	-	-	-
Services & Supplies							
Other COP Costs	-	-	-	-	-	-	-
Other Services and Supplies	-	-	-	-	-	-	-
Total Services & Supplies	-	-	-	-	-	-	-
Total Expenditures							
Total Expenditures	-	-	-	-	-	-	-
Total Expenditures	-	-	-	-	-	-	-
Ending Balance							
Ending Balance	-	-	-	-	-	-	-
Total Ending Balance	-	-	-	-	-	-	-

HECC OPERATIONS
SOU – MUSIC HALL MECH – ADA IMPROVEMENTS

Policy Option Package #420
Southern Oregon University – Music Hall Mechanical and ADA Improvements

Agency Request Budget: \$125,000
Governor’s Budget: Not Recommended

PURPOSE

Southern Oregon University has commissioned several studies concerning the HVAC systems of the Music building due to inconsistent or inadequate cooling, stagnant air, and over-heating in the Auditorium. The Music building cooling issues are due to deterioration; inaccessibility to make repairs related to enclosed duct work within hard ceilings; and outdated controls. The building has undersized and non-compliant ADA restrooms, with the facility restrooms grossly under capacity during events. Restrooms are undersized (two toilets per restroom) with insufficient wheelchair accessibility. Three studies have been commissioned over the last 6 years to determine cause and solutions to the heating issues (Cole Breit -2017, ArcSin -2011, Climate Mechanical - 2017). Consistently the solutions have been to add new chillers, upsize ductwork, and seal all leaks. The challenge is all duct work is “built in” behind “hard lid ceilings”. Music is also in need of direct digital controls of the mechanical systems to current campus centralized standard.

STAFFING IMPACT

None.

REVENUE SOURCE

None.

ESSENTIAL AND POLICY PACKAGE FISCAL IMPACT SUMMARY

Higher Education Coordinating Commission
 Pkg: 420 - SOU-Music Hall Mech-ADA Improvements

Cross Reference Name: HECC Operations
 Cross Reference Number: 52500-101-00-00-00000

<i>Description</i>	General Fund	Lottery Funds	Other Funds	Federal Funds	Nonlimited Other Funds	Nonlimited Federal Funds	All Funds
Revenues							
General Fund Appropriation	-	-	-	-	-	-	-
General Fund Obligation Bonds	-	-	-	-	-	-	-
Total Revenues	-	-	-	-	-	-	-
Services & Supplies							
Other COP Costs	-	-	-	-	-	-	-
Other Services and Supplies	-	-	-	-	-	-	-
Total Services & Supplies	-	-	-	-	-	-	-
Total Expenditures							
Total Expenditures	-	-	-	-	-	-	-
Total Expenditures	-	-	-	-	-	-	-
Ending Balance							
Ending Balance	-	-	-	-	-	-	-
Total Ending Balance	-	-	-	-	-	-	-

SUPPORT TO COMMUNITY COLLEGES

Description

Office of Community Colleges & Workforce Development (CCWD)

The Higher Education Coordinating Commission's Office of Community Colleges and Workforce Development (CCWD) provides coordination, leadership and resources to Oregon's network of 17 locally governed community colleges, as well as adult basic skills providers, high school equivalency program providers, and other partners. It has responsibility for coordinating community college programs and services, developing biennial budget recommendations for community college funding and capital projects, allocating state funding, coordinating academic approval processes, and reporting to the Legislative Assembly. CCWD coordinates and provides statewide administration of the Adult Education and Family Literacy (Title II) components of the federally funded Workforce Innovation and Opportunity Act (WIOA); Carl D. Perkins Career and Technical Education Act programs; and the Oregon High School Equivalency programs. HECC is also the state rulemaking authority for community college.

Financial support to community colleges is provided through the funding tools described below.

Community College Support Fund (CCSF)

The Community College Support Fund (CCSF) is the primary vehicle for direct state investment in the operations of Oregon's seventeen community colleges. ORS 350.075(3)(iii)(f) charges the HECC with the responsibility to:

Adopt rules governing the distribution of appropriations from the Legislative Assembly to community colleges, public universities listed in ORS 352.002 and student access programs. These rules must be based on allocation formulas developed in consultation with the state's community colleges and public universities, as appropriate.

The rules governing the distribution of the CCSF are contained in Oregon Administrative Rule Chapter 589 Division 2. Five principles support the policies governing distribution of the CCSF: **access, quality, growth management, equity, and stability**. These are described in more detail in 589-003-0100(2)(a-e). The amount of state funds available for each community college for distribution is in two pieces: categorical funding and the formula funding. Categorical funding is subtracted from the amount allocated by the legislature before the distribution formula is calculated and include corrections funding to provide services to inmates, funds to support contracted out-of-district (COD) programs, funds to support targeted investments, and the strategic fund. These are described in OAR 589-002-0120(5) and 589-002-0130. Approximately 2% of the total CCSF is distributed through categorical funding.

The remainder of the CCSF is distributed through a two-phase formula. In phase one, a base payment for each community college is calculated using the current value of the base payment per full-time equivalent students (FTE) and the institution's number of weighted reimbursable FTE enrollment. The base payment per FTE was \$860 per FTE in FY2018, with additional weighting for small community

SUPPORT TO COMMUNITY COLLEGES

college districts. The total percent of the CCSF distribution determined by the base payment is approximately 5% of the total. Phase two of the formula considers Total Public Resources (General Fund and property taxes) to ensure equity; three-year weighted average of enrollment to ensure stability; and Growth Management to prevent erosion of the level of funding per student and provide predictability. Approximately 93% of the CCSF is distributed through this portion of the formula. This formula is described in more detail in OAR 589-002-0120(6).

Other Community College Support (General Fund)

In addition to the CCSF, the Legislature appropriates other community college support to the HECC to support community colleges and community college students. In 2017-19, the Legislature appropriated \$565,242 to support two Skills Centers, the Sabin-Schellenberg Professional Technical Center in Milwaukie and the Margaret Carter Skills Center at Portland Community College. The Legislature also appropriated \$3,111,000 for a grant program for community colleges and community college foundations in order to increase the number of first-generation college-bound students who enroll in community college and make progress toward a degree or a certificate (ORS 341.526).

High School Equivalency Program (Oregon GED® Program) (General Fund & Other Fund)

The purpose of the Oregon High School Equivalency Program is to oversee and improve the high school equivalency testing process for test applicants in Oregon. Included in the oversight is the administration of the testing preparation centers, testing centers statewide, and grant funding allocated by the state. The GED® test, a product of the GED Testing Service, is the only high school equivalency test that is administered in Oregon. The Oregon GED® Program budget for 2017-19 was \$1,879,999 in general funds and \$496,510 in other funds. Funding to the Oregon GED® Program comes from two sources:

1. **GED Testing Service:** The GED Testing Service collects \$38 per student for GED® testing fees. GEDTS pays the HECC \$8 of each testing fee to provide services related to the GED® test to Oregon educators, including access to GED Manager™ (the web portal designed to help educators & test administrators manage their programs), fielding questions, and professional development services to educators at the Oregon GED® testing sites and in the Oregon GED® test preparation centers.
2. **The Oregon Legislature:** In 2017, the Oregon Legislature allocated a second round of \$1.6 million of wraparound services funding for GED® test students. The grant funds, competitively awarded to programs, are intended to eliminate student barriers to GED® testing and preparation.

Title II (Federal Fund)

Funding provided by the Adult Education and Family Literacy Act (AEFLA), Title II of the Workforce Innovation and Opportunity Act (WIOA), is used to support Oregon's Adult Basic Skills Program. The HECC Office of Community Colleges and Workforce Development administers the program by working with community colleges and adult education providers across the state to provide strategic

SUPPORT TO COMMUNITY COLLEGES

leadership, technical assistance, administration of these federal funds, and coordination of programming to meet the educational needs of Oregon adults. For the 2017-19 biennium, the total amount received for the operation of Title II programs was \$11,996,930.

Carl D. Perkins (Other/Federal Fund)

The Carl D. Perkins Career and Technical Act of 2006 is a federally funded grant used for the development and support of programs of study in career and technical education programs. While this grant is paid directly to the Oregon Department of Education (ODE), ODE partners with the Office of Community Colleges and Workforce Development (CCWD) to ensure the implementation and administration of the program creates true partnerships between the secondary and postsecondary education sectors. In Oregon, the grant is split equally between the sectors and CCWD receives a portion of those funds for administration, professional development and technical support to Oregon's 17 community colleges. For the 2017-19 biennium, the amount of funds allocated to CCWD to support these activities was \$2,352,250.25.

DETAIL OF LOTTERY FUNDS, OTHER FUNDS, AND FEDERAL FUNDS REVENUE

Higher Education Coordinating Commission
2019-21 Biennium

Agency Number: 52500
Cross Reference Number: 52500-102-00-00-00000

Source	2015-17 Actuals	2017-19 Leg Adopted Budget	2017-19 Leg Approved Budget	2019-21 Agency Request Budget	2019-21 Governor's Budget	2019-21 Leg. Adopted Audit
Other Funds						
Other Revenues	-	150	150	10,350	10,350	-
Tsfr From Revenue, Dept of	-	45,660	45,660	35,460	35,460	-
Total Other Funds	-	\$45,810	\$45,810	\$45,810	\$45,810	-

SUPPORT TO COMMUNITY COLLEGES

ESSENTIAL PACKAGES

Essential Packages

The Essential Packages represent changes made to the 2017-19 budget that estimate the cost to continue current legislatively approved programs into the 2019-21 biennium.

Package 031: Standard Inflation and State Government Service Charges

The standard inflation factors is provided by the Department of Administrative Services as follows:

- Services and Supplies and Capital Outlay, by the standard 3.8 percent
- Non-state employee and Professional Services costs by the standard 4.2 percent
- Facilities rent by the standard 3.8 percent or adjusted to the Self Support rent rates
- Attorney General costs by the allowable 20.14 percent

Once applied, HECC experienced an increase of \$21,809,727 to General Fund. This package increases Special Payments by the standard 3.8 percent inflation rate. Inflation on the CCSF is calculated against a base budget that includes General Fund and local property taxes. Package 050 adjust for anticipated property tax increases in the next biennium.

Package 032: Above Standard Inflation

This package includes the amount above the inflation in Package 031 for a limited set of factors. HECC experienced an increase of \$2,254,459.

The package increase Special Payments by the difference between the standard inflation rate of 3.8 percent and the 4.2 percent non-state government employee rate, which is a step in the process of getting to the CSL inflation rate determined by a legislatively approved model. Inflation on the CCCS is calculated against a base budget that includes General Fund and local property taxes. Policy Package 050 adjusts for anticipated property tax increases in the next biennium.

Package 033: Exceptional Inflation

This package includes inflation amounts over and above standard and analyst approved inflation amounts in Packages 031 and 032. These changes are above establish maximums and are limited to extraordinary factors as determined by the DAS CFO Exceptions Committee.

SUPPORT TO COMMUNITY COLLEGES

ESSENTIAL PACKAGES

Once applied, HECC experienced an increase of \$23,951,086 to General Fund. This package increases Special Payments by the difference between the 4.2 percent non-state government employee rate and 5.2 percent, which is the determined inflation rate for the CCSF for 2019-2021, using a model approved by the legislature. Inflation on the CCSF is calculated against a base budget that includes General Fund and local property taxes. Policy Package 050 adjusts for anticipate property tax increases in the next biennium.

Package 050: Fund Shifts

This package is for significant position funding allocation changes. Funding splits for many positions in the Office of the Executive Director and the Office of Operations were adjusted, resulting in no net increase.

Once applied, HECC experienced a decrease of (\$27,174,000). This package adjust for General fund for anticipated growth in local property taxes in the 2019-2021 biennium.

ESSENTIAL AND POLICY PACKAGE FISCAL IMPACT SUMMARY

Higher Education Coordinating Commission
 Pkg: 031 - Standard Inflation

Cross Reference Name: Support to Community Colleges
 Cross Reference Number: 52500-102-00-00-00000

<i>Description</i>	General Fund	Lottery Funds	Other Funds	Federal Funds	Nonlimited Other Funds	Nonlimited Federal Funds	All Funds
Revenues							
General Fund Appropriation	21,809,727	-	-	-	-	-	21,809,727
Total Revenues	\$21,809,727	-	-	-	-	-	\$21,809,727
Special Payments							
Dist to Local School Districts	50,047	-	-	-	-	-	50,047
Dist to Comm College Districts	21,759,680	-	-	-	-	-	21,759,680
Total Special Payments	\$21,809,727	-	-	-	-	-	\$21,809,727
Total Expenditures							
Total Expenditures	21,809,727	-	-	-	-	-	21,809,727
Total Expenditures	\$21,809,727	-	-	-	-	-	\$21,809,727
Ending Balance							
Ending Balance	-	-	-	-	-	-	-
Total Ending Balance	-	-	-	-	-	-	-

ESSENTIAL AND POLICY PACKAGE FISCAL IMPACT SUMMARY

Higher Education Coordinating Commission
 Pkg: 032 - Above Standard Inflation

Cross Reference Name: Support to Community Colleges
 Cross Reference Number: 52500-102-00-000000

<i>Description</i>	General Fund	Lottery Funds	Other Funds	Federal Funds	Nonlimited Other Funds	Nonlimited Federal Funds	All Funds
Revenues							
General Fund Appropriation	2,254,459	-	-	-	-	-	2,254,459
Total Revenues	\$2,254,459	-	-	-	-	-	\$2,254,459
Special Payments							
Dist to Comm College Districts	2,254,459	-	-	-	-	-	2,254,459
Total Special Payments	\$2,254,459	-	-	-	-	-	\$2,254,459
Total Expenditures							
Total Expenditures	2,254,459	-	-	-	-	-	2,254,459
Total Expenditures	\$2,254,459	-	-	-	-	-	\$2,254,459
Ending Balance							
Ending Balance	-	-	-	-	-	-	-
Total Ending Balance	-	-	-	-	-	-	-

ESSENTIAL AND POLICY PACKAGE FISCAL IMPACT SUMMARY

Higher Education Coordinating Commission
 Pkg: 033 - Exceptional Inflation

Cross Reference Name: Support to Community Colleges
 Cross Reference Number: 52500-102-00-00-00000

<i>Description</i>	General Fund	Lottery Funds	Other Funds	Federal Funds	Nonlimited Other Funds	Nonlimited Federal Funds	All Funds
Revenues							
General Fund Appropriation	23,951,086	-	-	-	-	-	23,951,086
Total Revenues	\$23,951,086	-	-	-	-	-	\$23,951,086
Special Payments							
Dist to Comm College Districts	23,951,086	-	-	-	-	-	23,951,086
Total Special Payments	\$23,951,086	-	-	-	-	-	\$23,951,086
Total Expenditures							
Total Expenditures	23,951,086	-	-	-	-	-	23,951,086
Total Expenditures	\$23,951,086	-	-	-	-	-	\$23,951,086
Ending Balance							
Ending Balance	-	-	-	-	-	-	-
Total Ending Balance	-	-	-	-	-	-	-

ESSENTIAL AND POLICY PACKAGE FISCAL IMPACT SUMMARY

Higher Education Coordinating Commission
 Pkg: 050 - Fundshifts

Cross Reference Name: Support to Community Colleges
 Cross Reference Number: 52500-102-00-00-00000

Description	General Fund	Lottery Funds	Other Funds	Federal Funds	Nonlimited Other Funds	Nonlimited Federal Funds	All Funds
Revenues							
General Fund Appropriation	(27,174,000)	-	-	-	-	-	(27,174,000)
Total Revenues	(\$27,174,000)	-	-	-	-	-	(\$27,174,000)
Special Payments							
Dist to Comm College Districts	(27,174,000)	-	-	-	-	-	(27,174,000)
Total Special Payments	(\$27,174,000)	-	-	-	-	-	(\$27,174,000)
Total Expenditures							
Total Expenditures	(27,174,000)	-	-	-	-	-	(27,174,000)
Total Expenditures	(\$27,174,000)	-	-	-	-	-	(\$27,174,000)
Ending Balance							
Ending Balance	-	-	-	-	-	-	-
Total Ending Balance	-	-	-	-	-	-	-

SUPPORT TO COMMUNITY COLLEGES

ANALYST ADJUSTMENTS

POLICY OPTION PACKAGE #090

Analyst Adjustments

Agency Request Budget: None
Governor's Budget: (\$47,965,225)

PURPOSE

This package reduces the support to Community colleges by approximately \$48 million, which is the amount that brings this fund to the Current Service Level. This reduction holds the community Colleges Support fund at the 2017-19 legislatively funded level. This reduction is significant and will likely result in substantial tuition increases at Community Colleges, potential cuts to programs, faculty and/or staff. The community colleges have stated that even at the current Service Level, they will need to raise tuition by 11.9 percent per year. (102-00)

Once applied, HECC experienced a decrease of (\$47,965,225) to General Fund.

REVENUE SOURCE

General Funds (\$47,965,225)

ESSENTIAL AND POLICY PACKAGE FISCAL IMPACT SUMMARY

Higher Education Coordinating Commission
 Pkg: 090 - Analyst Adjustments

Cross Reference Name: Support to Community Colleges
 Cross Reference Number: 52500-102-00-00-000000

Description	General Fund	Lottery Funds	Other Funds	Federal Funds	Nonlimited Other Funds	Nonlimited Federal Funds	All Funds
Revenues							
General Fund Appropriation	(47,965,225)	-	-	-	-	-	(47,965,225)
Total Revenues	(\$47,965,225)	-	-	-	-	-	(\$47,965,225)
Special Payments							
Dist to Comm College Districts	(47,965,225)	-	-	-	-	-	(47,965,225)
Total Special Payments	(\$47,965,225)	-	-	-	-	-	(\$47,965,225)
Total Expenditures							
Total Expenditures	(47,965,225)	-	-	-	-	-	(47,965,225)
Total Expenditures	(\$47,965,225)	-	-	-	-	-	(\$47,965,225)
Ending Balance							
Ending Balance	-	-	-	-	-	-	-
Total Ending Balance	-	-	-	-	-	-	-

SUPPORT TO COMMUNITY COLLEGES

CCSF- BRIDGING THE SKILLS GAP

POLICY OPTION PACKAGE #302

Community College Support Fund – Bridging the Skills Gap

Agency Request Budget: \$70,000,000
Governor’s Budget: Not Recommended

PURPOSE

There is a shortage of workers in Oregon in a number of fields, especially in those that require career and technical education (CTE) training. Policy Option Package 302 invests \$70,000,000 in high-demand programs at Oregon’s community colleges so that they can double the number of certificates and degrees awarded in those programs over the next three years.

HOW ACHIEVED

Package 302 proposes a new \$70,000,000 investment in Oregon community colleges in order to address the current shortage of trained workers by doubling the number of certificates and degrees awarded in high-demand programs over the next three years. An analysis by the National Skills Coalition identified the biggest skills mismatch in Oregon in the area of “middle-skill” jobs that require postsecondary training, but do not require a bachelor’s degree.

In academic year 2016-17, 9348 credentials were awarded in Career and Technical Education (CTE) at Oregon’s community colleges, the majority of them in high demand fields. Using labor market research to identify jobs that will require or prefer CTE a certificate or associate’s degrees and are projected to experience high growth in the next 10 years, we have identified 44 professions that need more skilled workers. We estimate that filling jobs in those fields will require 7,950 trained Oregonians per year, and that growing and sustaining those programs will cost \$70,000,000 per biennium. By increasing the state’s investment in CTE programs, certificate and degree production in CTE will increase to 17,000 per year by 2022. This level of certificate and degree production will address the state’s skills gap in critical areas while continuing to produce skilled workers in all fields.

Funds will be invested in community colleges to help them solve their four critical CTE training issues: 1) high cost to acquire or expand equipment and facilities, 2) need to increase the number of adequately trained and certified faculty, 3) faculty compensation is not competitive with private sector jobs in field, and 4) CTE programs are more expensive to deliver than lower

SUPPORT TO COMMUNITY COLLEGES CCSF- BRIDGING THE SKILLS GAP

division transfer courses. Funds will be distributed by the HECC to each community college using a formula that prioritizes imbalance between supply and demand for high need jobs, employer support, credential production, and cost of delivery.

STAFFING IMPACT

None.

Community colleges are not under position control authority and may adjust staff to meet the needs of their institution.

QUANTIFYING RESULTS

This investment will positively impact agency KPM 4 (Oregon Educational Attainment); 5 (community college completion and transfer rate); and 11 (earnings of community college completers).

Additional impacts of this investment will be an increase in annual CTE certificate and degree production at Oregon community colleges to 17,000 per year by 2022; to provide trained Oregonians for 7,950 high demand jobs each year; and have a positive impact on state and local economies.

REVENUE SOURCE

None.

ESSENTIAL AND POLICY PACKAGE FISCAL IMPACT SUMMARY

Higher Education Coordinating Commission
 Pkg: 302 - CCSF - Bridging the Skills Gap

Cross Reference Name: Support to Community Colleges
 Cross Reference Number: 52500-102-00-00-00000

<i>Description</i>	General Fund	Lottery Funds	Other Funds	Federal Funds	Nonlimited Other Funds	Nonlimited Federal Funds	All Funds
Revenues							
General Fund Appropriation	-	-	-	-	-	-	-
Total Revenues	-	-	-	-	-	-	-
Special Payments							
Dist to Comm College Districts	-	-	-	-	-	-	-
Total Special Payments	-	-	-	-	-	-	-
Total Expenditures							
Total Expenditures	-	-	-	-	-	-	-
Total Expenditures	-	-	-	-	-	-	-
Ending Balance							
Ending Balance	-	-	-	-	-	-	-
Total Ending Balance	-	-	-	-	-	-	-

SUPPORT TO COMMUNITY COLLEGES COMMUNITY COLLEGE SUPPORT FUND

POLICY OPTION PACKAGE #304

Community College Support Fund

**Agency Request Budget: \$122,172,733
Governor's Budget: Not Recommended**

PURPOSE

Policy Option Package 304 increases the state investment in the Community College Support Fund (CCSF) to support community colleges and community college students in two critical ways. First, this investment would increase the CCSF in order to offset the increasing costs of operating a community college and decrease the student share of total educational costs. Second, it would support the expansion of student support strategies that are proven to increase retention and completion, particularly for first-generation and underrepresented students.

State General Fund support for community colleges provides investment in a range of educational activities, including associate degrees, transferable undergraduate coursework, career and technical education, college credit earned in high school, adult basic education, and local workforce training. In 2016-17, Oregon's community colleges enrolled 280,878 students, awarded 19,940 certificates and degrees, and enabled 5,868 Oregonians to transfer to a public university. Of those students, 43 percent were first-generation college students and 23 percent identified as students of color. Community colleges provide access to education and training to all Oregonians, are vital to meetings Oregon's educational attainment and equity goals, and serve as economic first responders, especially during economic downturns.

HOW ACHIEVED

Policy Option Package 304 proposes a \$122,172,733 increase above Current Service Level (CSL) to the CCSF for a total of \$717,000,000 to support campus operations and improve the ability of colleges to invest in affordability, quality and student success.

In the recent years Oregon colleges have experienced new or expanded state and federal mandates, including: Cleary Act/ Title IX Compliance, Public Employee Retirement System (PERS), increase cost of health insurance, Fair Labor Standards Act (FLSA) compliance and minimum wage increases. Coming out of the recession, community college also ran deficits in order to maintain

SUPPORT TO COMMUNITY COLLEGES

COMMUNITY COLLEGE SUPPORT FUND

services to their students and communities. Using a cost model developed with aggregated and weighted data from all 17 community colleges, a CCSF of \$646,000,000 is necessary to cover the increased costs of the mandates identified above and enable community colleges to stop deficit spending. This model is based on an assumption of stable enrollment and average tuition increases of 3-5 percent. If tuition were held constant, an additional \$28,000,000 would need to be added to the CCSF to maintain current services.

In order to increase student retention and graduation rates, with a focus on first-generation and underrepresented students, an additional \$70,000,000 is needed. This funding would enable Oregon's community colleges to make needed investments in student success that would increase completion and transfer statewide by 10 percent. The Future Connect Program at Portland Community College has increased retention, completion, credit taking, and transfer for students in the program. They have done this by investing approximately \$2500 per student on high school outreach, cohort structures, college success coaches, and scholarships. Similar strategies used in career pathways programs (approximately \$1,900 per student) have dramatically increased completion for students of color. The federally funded TRIO programs (approximately \$1,500 per student) have also applied these strategies and increase student success. This investment would enable colleges to make structural changes to their course offerings and advising programs as well as increase their capacity to support students. At approximately \$2,000 per student, this investment would help improve outcomes for 35,000 students in Oregon community colleges.

STAFFING IMPACT

None.

Institutions are not under position control authority and may adjust staff to meet the needs of their institution as determined by management.

QUANTIFYING RESULTS

The impacts of this investment will be validated by increased degree production and degrees per students in subsequent years. This investment will also increase the state investment on a per student basis. By providing sufficient support for community colleges to maintain current services and expand student support services, especially those targeting first generation, low-income, and underrepresented minority students, this investment will have a positive impact on agency KPM 2 (Racial/ethnic differences among Oregon HS graduates attending college); 3 (College Credit Earned by K-12 students); 4 (Oregon Educational Attainment); 5 (community college completion and transfer rate); and 6 (racial/ethnic differences for community college completion and

SUPPORT TO COMMUNITY COLLEGES
COMMUNITY COLLEGE SUPPORT FUND

transfer rate). This investment should also decrease the percent of resident enrolled students who are incurring unaffordable costs overall (KPM 9) and by race/ethnicity (KPM 10).

Specifically, this investment will result in an increase in community college student completion and transfer statewide by 5 percent by 2021 and 10 percent by 2023 if the investments are sustained.

REVENUE SOURCE

None.

ESSENTIAL AND POLICY PACKAGE FISCAL IMPACT SUMMARY

Higher Education Coordinating Commission
 Pkg: 304 - Community College Support Fund

Cross Reference Name: Support to Community Colleges
 Cross Reference Number: 52500-102-00-00-00000

<i>Description</i>	General Fund	Lottery Funds	Other Funds	Federal Funds	Nonlimited Other Funds	Nonlimited Federal Funds	All Funds
Revenues							
General Fund Appropriation	-	-	-	-	-	-	-
Total Revenues	-	-	-	-	-	-	-
Special Payments							
Dist to Comm. College Districts	-	-	-	-	-	-	-
Total Special Payments	-	-	-	-	-	-	-
Total Expenditures							
Total Expenditures	-	-	-	-	-	-	-
Total Expenditures	-	-	-	-	-	-	-
Ending Balance							
Ending Balance	-	-	-	-	-	-	-
Total Ending Balance	-	-	-	-	-	-	-

2019-2021 BUDGET NARRATIVE

This page has been left blank intentionally

PUBLIC UNIVERSITY OPS & STUDENT SUPPORT

Description

The Public University Support Fund (PUSF) is the primary vehicle for direct state investment in the operations of Oregon's seven public universities. ORS 350.075(3)(iii)(f) charges the HECC with the responsibility to:

Adopt rules governing the distribution of appropriations from the Legislative Assembly to community colleges, public universities listed in ORS 352.002 and student access programs. These rules must be based on allocation formulas developed in consultation with the state's community colleges and public universities, as appropriate.

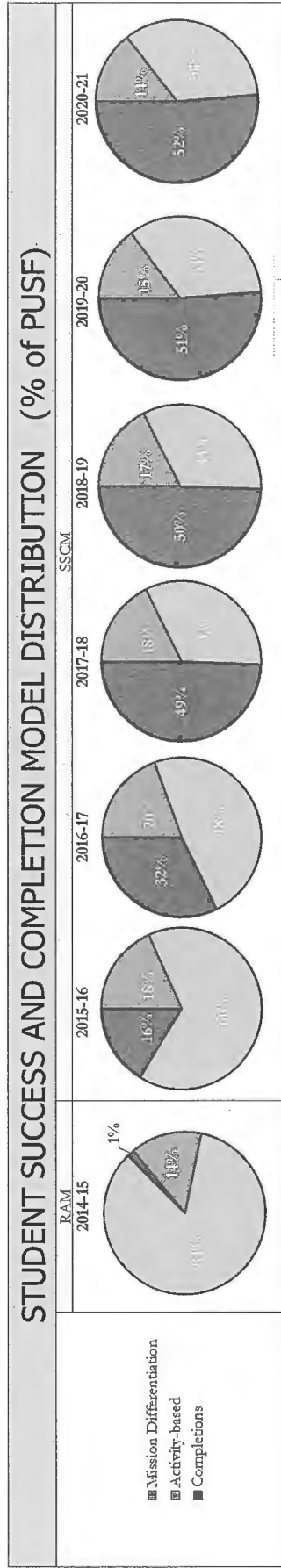
Such a collaborative process resulted in the April 2015 HECC adoption of the Student Success and Completion Model (SSCM) funding allocation formula, implemented in fiscal year 2015-16. The SSCM—which allocates the PUSF based on resident degree and certificate completions, enrollment, line-item funding, and the success of underserved student populations— replaced a primarily enrollment-based PUSF funding allocation model, the Resource Allocation Model (RAM).

The SSCM is comprised of three funding categories:

- **Mission Differentiation (MD) Funding** supports the regional, research and public service missions and activities of each university, and is “line item” funding for services, programs or general operations. This allocation is set at a level based on historical funding, which is adjusted for the lesser of inflation or the percentage change in PUSF.
- **Activity-Based Funding** distributes resources based on student credit hour (SCH) completions of Oregon resident students at undergraduate and graduate levels.
- **Completion Funding** rewards degree and certificate completions by Oregon resident students. Completions by underrepresented students (underrepresented minority, low-income, rural and veteran status) and those in academic disciplines in high-demand and high-reward fields (STEM, Health, Bilingual Education) earn additional resources through the allocation formula.

PUBLIC UNIVERSITY OPS & STUDENT SUPPORT

The relative amount of PUSF allocated based on degree and certificate completions (**Completion Funding**) is projected to be 51% in the 2019-21 biennium based on the PUSF level included in this Agency Request Budget. For comparison, in 2014-15, only 1% of PUSF allocated by the RAM allocation formula was earned through degree and certificate completions, as demonstrated in the illustration below:



Each of these areas are based on the following data and resulting calculations:

Funding Category	Data	Calculation
Mission Differentiation (MD) Funding	<ul style="list-style-type: none"> Historical funding levels for MD items Dual Credit completions 	<ul style="list-style-type: none"> Allocation is "off the top" Based on historical funding levels adjusted for inflation Includes new line item funding related to governance transition, funding model and definitional changes Includes resources for Dual Credit completions

PUBLIC UNIVERSITY OPS & STUDENT SUPPORT

<p>Activity-Based Funding¹</p>	<ul style="list-style-type: none"> • Student Credit Hour (SCH) completions by program and student level 	<ul style="list-style-type: none"> • A pre-defined percentage of non-MD funding is distributed for SCH completions (40% of non-MD funding at full implementation) • Distributes resources based on SCH completions at each institution utilizing program- and course level-specific cost weighting system
<p>Completion Funding¹</p>	<ul style="list-style-type: none"> • Degree and graduate certificate completions by level and program • Completions by transfer status (Bachelor degrees only) • Completions by underrepresented students: <ul style="list-style-type: none"> - Low income students (Pell Grant recipient) - Underrepresented minority students - Rural students - Veteran students • Completions in priority degree areas <ul style="list-style-type: none"> - STEM - Healthcare - Bilingual Education 	<ul style="list-style-type: none"> • Degrees at all levels are funded: Bachelor through PhDs², including graduate certificates • Degree-level and cost-weighting adjustments are made to reflect program duration and field of study • Additional allocation awarded for Bachelor degrees earned by underrepresented students and degrees in high-demand and high-reward fields • Allocations for transfer students are discounted relative to non-transfer students

PUBLIC UNIVERSITY OPS & STUDENT SUPPORT

¹All data is three-year rolling average. ² PhDs awarded to non-resident students are treated as resident students.

PUBLIC UNIVERSITY OPERATIONS AND STUDENT SUPPORT ESSENTIAL PACKAGES

Essential Packages

Package 031: Standard Inflation and State Government Service Charges

The standard inflation factors is provided by the Department of Administrative Services as follows:

- Services and Supplies and Capital Outlay, by the standard 3.8 percent
- Non-state employee and Professional Services costs by the standard 4.2 percent
- Facilities rent by the standard 3.8 percent or adjusted to the Self Support rent rates
- Attorney General costs by the allowable 20.14 percent

Once applied, HECC experienced an increase of \$28,002,146 to General Fund.

Package 032: Above Standard Inflation

This package increases Special Payments by the difference between the standard inflation rate of 3.8 percent and the 4.2 percent non-state government employee rate, which is a step in the process of getting to the CSL inflation rate determined by a legislatively approved model.

Once applied, HECC experienced an increase of \$2,947,594 to General Fund

Package 033: Exceptional Inflation

This package increase Special Payments by the difference between the 4.2 percent non-state government employee rate and 5.5 percent, which is the determined inflation rate for the PUSGF for 2019-2021, using a model approved by the legislature.

Once applied, HECC experienced an increase of \$9,579,683 to General Fund

ESSENTIAL AND POLICY PACKAGE FISCAL IMPACT SUMMARY

Higher Education Coordinating Commission
 Pkg: 031 - Standard Inflation

Cross Reference Name: Public University Ops & Student Support
 Cross Reference Number: 52500-103-00-00000

Description	General Fund	Lottery Funds	Other Funds	Federal Funds	Nonlimited Other Funds	Nonlimited Federal Funds	All Funds
Revenues							
General Fund Appropriation	28,002,146	-	-	-	-	-	28,002,146
Total Revenues	\$28,002,146	-	-	-	-	-	\$28,002,146
Special Payments							
Spc Pmt to Public Universities	1,655,959	-	-	-	-	-	1,655,959
Other Special Payments	26,346,187	-	-	-	-	-	26,346,187
Total Special Payments	\$28,002,146	-	-	-	-	-	\$28,002,146
Total Expenditures							
Total Expenditures	28,002,146	-	-	-	-	-	28,002,146
Total Expenditures	\$28,002,146	-	-	-	-	-	\$28,002,146
Ending Balance							
Ending Balance	-	-	-	-	-	-	-
Total Ending Balance	-	-	-	-	-	-	-

ESSENTIAL AND POLICY PACKAGE FISCAL IMPACT SUMMARY

Higher Education Coordinating Commission
 Pkg: 032 - Above Standard Inflation

Cross Reference Name: Public University Ops & Student Support
 Cross Reference Number: 52500-103-00-00-00000

Description	General Fund	Lottery Funds	Other Funds	Federal Funds	Nonlimited Other Funds	Nonlimited Federal Funds	All Funds
Revenues							
General Fund Appropriation	2,947,594	-	-	-	-	-	2,947,594
Total Revenues	\$2,947,594	-	-	-	-	-	\$2,947,594
Special Payments							
Spc Pmt to Public Universities	174,311	-	-	-	-	-	174,311
Other Special Payments	2,773,283	-	-	-	-	-	2,773,283
Total Special Payments	\$2,947,594	-	-	-	-	-	\$2,947,594
Total Expenditures							
Total Expenditures	2,947,594	-	-	-	-	-	2,947,594
Total Expenditures	\$2,947,594	-	-	-	-	-	\$2,947,594
Ending Balance							
Ending Balance	-	-	-	-	-	-	-
Total Ending Balance	-	-	-	-	-	-	-

ESSENTIAL AND POLICY PACKAGE FISCAL IMPACT SUMMARY

Higher Education Coordinating Commission
 Pkg: 033 - Exceptional Inflation

Cross Reference Name: Public University Ops & Student Support
 Cross Reference Number: 52500-103-00-00-00000

Description	General Fund	Lottery Funds	Other Funds	Federal Funds	Nonlimited Other Funds	Nonlimited Federal Funds	All Funds
Revenues							
General Fund Appropriation	9,579,683	-	-	-	-	-	9,579,683
Total Revenues	\$9,579,683	-	-	-	-	-	\$9,579,683
Special Payments							
Spc Pmt to Public Universities	566,513	-	-	-	-	-	566,513
Other Special Payments	9,013,170	-	-	-	-	-	9,013,170
Total Special Payments	\$9,579,683	-	-	-	-	-	\$9,579,683
Total Expenditures							
Total Expenditures	9,579,683	-	-	-	-	-	9,579,683
Total Expenditures	\$9,579,683	-	-	-	-	-	\$9,579,683
Ending Balance							
Ending Balance	-	-	-	-	-	-	-
Total Ending Balance	-	-	-	-	-	-	-

PUBLIC UNIVERSITY OPERATIONS & STUDENT SUPPORT

ANALYST ADJUSTMENTS

POLICY OPTION PACKAGE #090

Analyst Adjustments

Agency Request Budget: None
Governor's Budget: (\$40,529,423)

PURPOSE

This package reduces the Public University Operations and Student Support (PUSF) by approximately \$41 million, which is the amount that brings this fund to the Current Service Level. This reduction holds the PUSF at the 2017-19 legislatively funded level. This reduction is significant and will likely result in substantial tuition increases at universities, potential cuts to programs, faculty and/or staff. The universities have indicated that flat funding will result in: tuition increases of ten or more percent as most campuses (which would require HECC and legislative approval), cuts to academic programs, and cuts to student services. Even at the recommended CSL, universities indicate there could be tuition increases up to ten percent at campuses across Oregon, as well as cuts to academic and student programs. To keep tuition increases below five percent the universities calculate they will need at least \$130 million above the 2017-19 Legislatively Adopted Budget.

Once applied, HECC experienced a decrease of (\$40,529,423) to General Fund.

REVENUE SOURCE

General Fund (\$40,529,423)

ESSENTIAL AND POLICY PACKAGE FISCAL IMPACT SUMMARY

Higher Education Coordinating Commission
 Pkg: 090 - Analyst Adjustments

Cross Reference Name: Public University Ops & Student Support
 Cross Reference Number: 52500-103-00-00-00000

Description	General Fund	Lottery Funds	Other Funds	Federal Funds	Nonlimited Other Funds	Nonlimited Federal Funds	All Funds
Revenues							
General Fund Appropriation	(40,529,423)	-	-	-	-	-	(40,529,423)
Total Revenues	(\$40,529,423)	-	-	-	-	-	(\$40,529,423)
Special Payments							
Spc Pmt to Public Universities	-	-	-	-	-	-	-
Other Special Payments	(40,529,423)	-	-	-	-	-	(40,529,423)
Total Special Payments	(\$40,529,423)	-	-	-	-	-	(\$40,529,423)
Total Expenditures							
Total Expenditures	(40,529,423)	-	-	-	-	-	(40,529,423)
Total Expenditures	(\$40,529,423)	-	-	-	-	-	(\$40,529,423)
Ending Balance							
Ending Balance	-	-	-	-	-	-	-
Total Ending Balance	-	-	-	-	-	-	-

PUBLIC UNIVERSITY OPERATIONS & STUDENT SUPPORT

PUBLIC UNIVERSITY SUPPORT FUND

POLICY OPTION PACKAGE #303

Public University Support Fund

Agency Request Budget: \$145,571,994
Governor's Budget: Not Recommended

PURPOSE

Policy Option Package 303 is designed to increase the state investment in Oregon public universities on a per resident student basis through the Public University Support Fund (PUSF). This increased funding will be primarily allocated according to degree completions by Oregon resident students, incentivizing and allowing institutions to make investments in student success and completion, thereby raising completion rates and helping meet the 40-40-20 completion goal.

Oregon public universities awarded over 16,100 degrees and certificates to Oregon resident students in 2016-17. From undergraduate degrees to advanced and professional degrees, the universities play a vital role educating Oregon students in support of the State's ambitious 40-40-20 postsecondary attainment goals.

HOW ACHIEVED

Policy Option Package 303 proposes a \$145.6 million increase to the support fund for a total of \$923.0 million in order to support public university campus operations and allow for investments in affordability, quality and student success

The HECC seeks an incremental investment beyond Current Service Level for the Public University Support Fund (PUSF). In recent years Oregon universities have experienced new or expanded state and federal mandates, including: Cleary Act/ Title IC Compliance, Public Employee Retirement System (PERS), health care costs related to the Affordable Care Act (ACA), paid sick leave, minimum wage increases and the Fair Labor Standards Act (FLSA). These and other exogenous cost drivers have resulted in an expected Education & General (E&G) increase in university expenses of 8.4% for the 2019-21 biennium. Unaudited CSL funding represents an increase of only 5.5%. A portion of Package 303 will accommodate for this difference in estimated cost increases.

PUBLIC UNIVERSITY OPERATIONS & STUDENT SUPPORT

PUBLIC UNIVERSITY SUPPORT FUND

Beyond fully accounting for cost increases, this proposal supports the HECC's strategic plan for higher education in Oregon, which prioritizes investments in student access and completion. In April 2015, the HECC adopted the Student Success and Completion Model (SSCM), a new allocation model which shifted the method for PUSF allocation from an enrollment-based model to one focused on access and completion, as well as other state priorities. Although the 2017-19 PUSF continued a significant reinvestment in Oregon's public universities, years of prior disinvestment in public higher education mean Oregon's universities continue to rank near the bottom nationally in both state funding and in total resources available.

In real terms, this means that our public universities lack the ability to invest in student support and completion programs that drive the difference between dropping out and finishing strong for many Oregonians. Continuation and enhancement of the 2017-19 support fund, combined with the outcomes-focused funding allocation formula, continues the turnaround of investment in Oregon's future and progress toward the State's ambitious 40-40-20 goal. Without continued and enhanced funding, meaningful progress towards 40-40-20 can be reasonably expected to slow or stall. In this new era of institutional governance, reinvestment, and collaboration, there is hope for every student to be able to enroll in a public university, complete a degree, and enter the workforce prepared for success. That hope, however, is overshadowed by past disinvestments, and continued largely exogenous cost increases. It will take a continued 2019-21 reinvestment to enable progress towards Oregon's higher education goals while ensuring access and affordability for Oregonians.

STAFFING IMPACT

None.

Institutions are not under position control authority and may adjust staff to meet the needs of their institution as determined by management.

QUANTIFYING RESULTS

By providing sufficient support for public universities to maintain current services and expand student support services, especially those targeting first generation, low-income, and underrepresented minority students. This investment will have a positive impact on agency KPM 2 (Racial/ethnic differences among Oregon HS graduates attending college); 3 (College Credit Earned by K-12 students); 4 (Oregon Educational Attainment); 7 (public university graduation rate) and 8 (racial/ethnic differences for public university graduation rate). This investment should also decrease the percent of resident enrolled students who are incurring unaffordable costs overall (KPM 9) and by race/ethnicity (KPM 10).

**PUBLIC UNIVERSITY OPERATIONS & STUDENT SUPPORT
PUBLIC UNIVERSITY SUPPORT FUND**

REVENUE SOURCE

None.

ESSENTIAL AND POLICY PACKAGE FISCAL IMPACT SUMMARY

Higher Education Coordinating Commission
 Pkg: 303 - Public University Support Fund

Cross Reference Name: Public University Ops & Student Support
 Cross Reference Number: 52500-103-00-00-000000

<i>Description</i>	General Fund	Lottery Funds	Other Funds	Federal Funds	Nonlimited Other Funds	Nonlimited Federal Funds	All Funds
Revenues							
General Fund Appropriation	-	-	-	-	-	-	-
Total Revenues	-	-	-	-	-	-	-
Special Payments							
Spc Pmt to Public Universities	-	-	-	-	-	-	-
Total Special Payments	-	-	-	-	-	-	-
Total Expenditures							
Total Expenditures	-	-	-	-	-	-	-
Total Expenditures	-	-	-	-	-	-	-
Ending Balance							
Ending Balance	-	-	-	-	-	-	-
Total Ending Balance	-	-	-	-	-	-	-

PUBLIC UNIVERSITY STATE PROGRAMS

Description

The State Programs category is intended to encompass General Fund support for certain institutes, centers, and programs generally operated by the seven public universities. These efforts address the economic development, resource base, and public service needs of the state of Oregon. Many of these programs have an industry-specific focus, and receive additional investments from the private sector and other sources. The following descriptions summarize the purpose and activities of existing State Programs that receive General Fund support:

Clinical Legal Education

This program provides funding to any ABA accredited law school within Oregon which provides clinical legal services to victims of domestic violence, stalking or sexual assault. Distribution of the funds is on an application basis. Currently, the University of Oregon has the only eligible program and receives the entirety of these funds. Distributions of clinical legal education funds is governed by OAR 715-013-0060.

Oregon Solutions

Oregon Solutions at Portland State University brings together local groups to solve local problems using sustainable methods. The program promotes collaborative efforts between government agencies, commercial businesses, and nonprofit organizations in support of Oregon's economy, environment, and communities.

Dispute Resolution

The UO administers the Oregon Office for Community Dispute Resolution (OOCDR) which provides mediation services and conflict resolution training to private parties. PSU administers the Oregon Consensus program, within the National Policy Consensus Center, to mediate disputes involving public bodies or public lands. 65% of funds go to the University of Oregon and 35% to PSU in concert with an agreement between the two institutions, which is codified in OAR 715-013-0066.

Oregon Climate Change Research Institute

The Oregon Climate Change Research Institute (OCCRI) facilitates research, serves as a climate change information clearinghouse, provides technical assistance, and at least once each biennium, assesses the state of climate change science as it relates to impacts on Oregon. OCCRI is housed within the OSU College of Oceanic and Atmospheric Sciences (COAS).

Signature Research

The signature research program was initiated by the legislature in 2003 with funding to support the development of Signature Research Centers for Multi-Scale Materials and Devices at OSU, UO and PSU, and on using nanotechnology to develop products

PUBLIC UNIVERSITY STATE PROGRAMS

with commercial applications. The overall mission of the initiative is to create high-wage jobs and quality economic development in the state. Distribution of funds between the three institutions is governed by OAR 715-013-0064.

Institute for Natural Resources

The Institute for Natural Resources (INR) at Oregon State University is a cooperative enterprise bringing the scientific knowledge and expertise of Oregon's public universities and other Oregon higher education institutions to bear on natural resource management.

Labor Education Research Center

The Labor Education and Research Center (LERC) at the University of Oregon was established in 1977 in order to give workers and labor unions in Oregon access to the resources and expertise of the state's higher education system.

Population Research Center (PRC)

The mission of PRC, located at Portland State University, is to provide population data, information, and research analysis for Oregon and its communities. In addition, it has the responsibility of acting as lead state agency in working with the U.S. Census Bureau to disseminate information at local levels.

OSU Fermentation Science

Fermentation science funding supports Oregon's fast-growing beer, wine and spirits industries and is one of the only programs of its type in the country.

OSU Ocean Vessels Research

The 2013 Legislature established the new Oceangoing Research Vessel Program at Oregon State University to conduct specified marine research activities using U.S. National Science Foundation (NSF) research vessels currently stationed in Oregon. The appropriation for 2017-19 funded 24 days of ship use during the biennium, including fuel, supplies and labor.

Tall Wood Design Institute

The 2015 Legislature provided funding for what is now known as the TallWood Design Institute (previously known as the OSU Advanced Wood Products Center, operated in conjunction with UO). The TallWood Design Institute is the nation's only research collaborative that focuses exclusively on the advancement of structural wood products. It conducts the research needed for widespread adoption of mass timber building technology in the U.S. The Institute is a partnership between Oregon State

PUBLIC UNIVERSITY STATE PROGRAMS

University and the University of Oregon, bringing together the strengths of OSU's College of Forestry and College of Engineering, and the UO's School of Architecture and Allied Arts.

Engineering Technology Sustaining Funds

Engineering Technology Sustaining Funds are utilized to produce Oregon resident engineering and technology-related graduates, catalyze research in engineering and technology fields and provide a tactical linkage of engineering and technology programs to the labor for needs of Oregon industry. This work is done in order to encourage and deepen connections between universities and engineering and technology industry partners to collectively advocate for additional private and public investment. Following a workgroup process in 2017-18, a new funding model was adopted (as codified in OAR 715-013-0062) to distribute these funds. The new model provides some base funding to all institutions but, beyond that limited amount of funding, distributes funds on the basis of degrees to Oregon residents, research production in targeted fields and the employment and wages of graduates of targeted programs in jobs in Oregon.

PSU Profiling Study

This program supports work at Portland State University's Criminal Justice Research Institute's Law Enforcement Contacts Policy and Data Review Committee (LECC) to provide training and research capacity to Law Enforcement agencies to support their efforts to perform their missions without inequitable or unlawful discrimination based on race, color or national origin. This work was originally authorized by ORS 131.906 and begun in the 2015-17 biennium as a one-time funding item but was continued in 2017-19.

Oregon Renewable Energy Center

Oregon Tech's OREC program serves small and medium-sized companies seeking a university collaborator to prototype, test, validate and accelerate "cleantech" products, and renewable energy applications. OREC's geo-heat center maintains a geothermal library of over 5,000 publications, and provides information and technical assistance on the use of geothermal energy to thousands of constituents worldwide, with a focus on assisting small Oregon-based businesses with applications of geothermal energy.

PUBLIC UNIVERSITY STATE PROGRAMS

ESSENTIAL PACKAGES

Essential Packages

The Essential Packages represent changes made to the 2017-19 budget that estimate the cost to continue current legislatively approved programs into the 2019-21 biennium.

Package 022: Phase out

This package removes one-time funding. This package phases-out (\$5,790,000) General Fund and (\$30,975,977) in Non-Limited Other Funds. The projects phased-out from Public University State Programs are:

- Eastern Oregon University one-time grant
- Oregon State University one-time grant
- Molluscan Broodstock one-time grant
- Ocean Acidification one-time grant
- PSU/OHSU Violence Prevention Research one-time grant
- One-time match of funds for the OSU Northwest National Marine Renewable Energy

Package 031: Standard Inflation and State Government Service Charges

The standard inflation factors is provided by the Department of Administrative Services as follows:

- Services and Supplies and Capital Outlay, by the standard 3.8 percent
- Non-state employee and Professional Services costs by the standard 4.2 percent
- Facilities rent by the standard 3.8 percent or adjusted to the Self Support rent rates
- Attorney General costs by the allowable 20.14 percent

Applying the standard inflation factors as provided by the Department of Administrative Services to Non-PICs accounts, services and supplies, and some special payments, results in an increase of \$1,535,813.

Package 032: Above Standard Inflation

The package increase Special Payments by the difference between the standard inflation rate of 3.8 percent and the 4.2 percent non-state government employee rate, which is a step in the process of getting to the CSL inflation rate determined by a legislatively approved model.

PUBLIC UNIVERSITY STATE PROGRAMS ESSENTIAL PACKAGES

Once applied, HECC experienced an increase of \$161,664 General Fund.

Package 033: Exceptional Inflation

This package includes inflation amounts over and above standard and analyst approved inflation amounts in Packages 031 and 032. These changes are above establish maximums and are limited to extraordinary factors as determined by the DAS CFO Exceptions Committee.

Once applied, HECC experienced an increase of \$525,409 to General Fund.

ESSENTIAL AND POLICY PACKAGE FISCAL IMPACT SUMMARY

Higher Education Coordinating Commission
 Pkg: 022 - Phase-out Pgm & One-time Costs

Cross Reference Name: Public University State Programs
 Cross Reference Number: 52500-104-00-00-00000

<i>Description</i>	General Fund	Lottery Funds	Other Funds	Federal Funds	Nonlimited Other Funds	Nonlimited Federal Funds	All Funds
Revenues							
General Fund Appropriation	(5,790,000)	-	-	-	-	-	(5,790,000)
Total Revenues	(\$5,790,000)	-	-	-	-	-	(\$5,790,000)
Special Payments							
Spc Pmt to Public Universities	(5,790,000)	-	-	-	(30,975,977)	-	(36,765,977)
Total Special Payments	(\$5,790,000)	-	-	-	(\$30,975,977)	-	(\$36,765,977)
Total Expenditures							
Total Expenditures	(5,790,000)	-	-	-	(30,975,977)	-	(36,765,977)
Total Expenditures	(\$5,790,000)	-	-	-	(\$30,975,977)	-	(\$36,765,977)
Ending Balance							
Ending Balance	-	-	-	-	30,975,977	-	30,975,977
Total Ending Balance	-	-	-	-	\$30,975,977	-	\$30,975,977

ESSENTIAL AND POLICY PACKAGE FISCAL IMPACT SUMMARY

Higher Education Coordinating Commission
 Pkg: 031 - Standard Inflation

Cross Reference Name: Public University State Programs
 Cross Reference Number: 52500-104-00-00-00000

<i>Description</i>	General Fund	Lottery Funds	Other Funds	Federal Funds	Nonlimited Other Funds	Nonlimited Federal Funds	All Funds
Revenues							
General Fund Appropriation	1,535,813	-	-	-	-	-	1,535,813
Total Revenues	\$1,535,813	-	-	-	-	-	\$1,535,813
Special Payments							
Spc Pmt to Public Universities	33,596	-	-	-	-	-	33,596
Other Special Payments	1,502,217	-	-	-	-	-	1,502,217
Total Special Payments	\$1,535,813	-	-	-	-	-	\$1,535,813
Total Expenditures							
Total Expenditures	1,535,813	-	-	-	-	-	1,535,813
Total Expenditures	\$1,535,813	-	-	-	-	-	\$1,535,813
Ending Balance							
Ending Balance	-	-	-	-	-	-	-
Total Ending Balance	-	-	-	-	-	-	-

ESSENTIAL AND POLICY PACKAGE FISCAL IMPACT SUMMARY

Higher Education Coordinating Commission
 Pkg: 032 - Above Standard Inflation

Cross Reference Name: Public University State Programs
 Cross Reference Number: 52500-104-00-00-00000

Description	General Fund	Lottery Funds	Other Funds	Federal Funds	Nonlimited Other Funds	Nonlimited Federal Funds	All Funds
Revenues							
General Fund Appropriation	161,664	-	-	-	-	-	161,664
Total Revenues	\$161,664	-	-	-	-	-	\$161,664
Special Payments							
Spc Pmt to Public Universities	3,536	-	-	-	-	-	3,536
Other Special Payments	158,128	-	-	-	-	-	158,128
Total Special Payments	\$161,664	-	-	-	-	-	\$161,664
Total Expenditures							
Total Expenditures	161,664	-	-	-	-	-	161,664
Total Expenditures	\$161,664	-	-	-	-	-	\$161,664
Ending Balance							
Ending Balance	-	-	-	-	-	-	-
Total Ending Balance	-	-	-	-	-	-	-

ESSENTIAL AND POLICY PACKAGE FISCAL IMPACT SUMMARY

Higher Education Coordinating Commission
 Pkg: 033 - Exceptional Inflation

Cross Reference Name: Public University State Programs
 Cross Reference Number: 52500-104-00-00-00000

Description	General Fund	Lottery Funds	Other Funds	Federal Funds	Nonlimited Other Funds	Nonlimited Federal Funds	All Funds
Revenues							
General Fund Appropriation	525,409	-	-	-	-	-	525,409
Total Revenues	\$525,409	-	-	-	-	-	\$525,409
Special Payments							
Spc Pmt to Public Universities	11,493	-	-	-	-	-	11,493
Other Special Payments	513,916	-	-	-	-	-	513,916
Total Special Payments	\$525,409	-	-	-	-	-	\$525,409
Total Expenditures							
Total Expenditures	525,409	-	-	-	-	-	525,409
Total Expenditures	\$525,409	-	-	-	-	-	\$525,409
Ending Balance							
Ending Balance	-	-	-	-	-	-	-
Total Ending Balance	-	-	-	-	-	-	-

ESSENTIAL AND POLICY PACKAGE FISCAL IMPACT SUMMARY

Higher Education Coordinating Commission
 Pkg: 090 - Analyst Adjustments

Cross Reference Name: Public University State Programs
 Cross Reference Number: 52500-104-00-00-00000

Description	General Fund	Lottery Funds	Other Funds	Federal Funds	Nonlimited Other Funds	Nonlimited Federal Funds	All Funds
Revenues							
General Fund Appropriation	(27,819,505)	-	-	-	-	-	(27,819,505)
Total Revenues	(\$27,819,505)	-	-	-	-	-	(\$27,819,505)
Special Payments							
Spc Pmt to Public Universities	-	-	-	-	-	-	-
Other Special Payments	(27,819,505)	-	-	-	-	-	(27,819,505)
Total Special Payments	(\$27,819,505)	-	-	-	-	-	(\$27,819,505)
Total Expenditures							
Total Expenditures	(27,819,505)	-	-	-	-	-	(27,819,505)
Total Expenditures	(\$27,819,505)	-	-	-	-	-	(\$27,819,505)
Ending Balance							
Ending Balance	-	-	-	-	-	-	-
Total Ending Balance	-	-	-	-	-	-	-

PUBLIC UNIVERSITY STATE PROGRAMS

UNIVERSITY STATE PROGRAM

POLICY OPTION PACKAGE #309

University State Programs

Agency Request Budget: \$2,772,067

Governor's Budget: Not Recommended

PURPOSE

The purpose of this Policy Option Package (POP) is to offset cost increases to state programs at public universities. In accordance with a budget note on SB 5701 (2016), Current Service Level (CSL) for public university Education & General (E&G) operations is based on the method approved in 2009 by the Joint Committee on Ways and Means for the Community College Support Fund CSL. This revised Public University State Programs CSL methodology reflects health benefit and retirement costs expected to exceed the Department of Administrative Services standard inflation rate. Real cost increases, as calculated by universities, exceed even this revised CSL value. Failure to fully account for cost increases for State Programs will erode their respective ability to continue the quality and scope of those services and operations available in the 2017-19 biennium.

HOW ACHIEVED

This Policy Option Package reflects the adjustment required, beyond the Public University State Programs CSL methodology, to more fully offset expected cost increases. Universities estimate an increase in E&G costs of 8.4% for the 2019-21 biennium, exceeding the unaudited CSL calculation of 5.5%. The gap is estimated at \$2.8 million for the 2019-21 biennium.

STAFFING IMPACT

None.

Institutions are not under position control authority and may adjust staff to meet the needs of their institution as determined by management.

QUANTIFYING RESULTS

PUBLIC UNIVERSITY STATE PROGRAMS
UNIVERSITY STATE PROGRAM

None.

REVENUE SOURCE

None.

ESSENTIAL AND POLICY PACKAGE FISCAL IMPACT SUMMARY

Higher Education Coordinating Commission
 Pkg: 309 - University State Programs

Cross Reference Name: Public University State Programs
 Cross Reference Number: 52500-104-00-000000

<i>Description</i>	General Fund	Lottery Funds	Other Funds	Federal Funds	Nonlimited Other Funds	Nonlimited Federal Funds	All Funds
Revenues							
General Fund Appropriation	-	-	-	-	-	-	-
Total Revenues	-	-	-	-	-	-	-
Special Payments							
Spc Pmt to Public Universities	-	-	-	-	-	-	-
Total Special Payments	-	-	-	-	-	-	-
Total Expenditures							
Total Expenditures	-	-	-	-	-	-	-
Total Expenditures	-	-	-	-	-	-	-
Ending Balance							
Ending Balance	-	-	-	-	-	-	-
Total Ending Balance	-	-	-	-	-	-	-

AGRICULTURAL EXPERIMENT STATION

Program Description

The Agricultural Experiment Station is the principal agricultural and related natural resources research agency of the State of Oregon. The mission of the AES is to conduct research to solve problems and generate innovations in the agricultural, biological, social, and environmental sciences for the social, economic, and environmental benefit of Oregonians. Its research relates to Oregon agriculture, associated industries, and natural resources. It also provides services and technical assistance to Oregonians. In pursuing its mission, the Agricultural Experiment Station:

- Helps ensure a stable and productive agriculture through sustainable management and use of the natural resources of the state.
- Protects and improves the natural environment and quality of life.
- Develops new agricultural products and processes.
- Improves marketing of Oregon agricultural products.
- Improves the nutritional value and quality of food.
- Helps protect crops and animals from insects, diseases, and other hazards.
- Contributes to the basic sciences.
- Strengthens rural communities through research on issues that are critical to their economic development and social fabric.
- Assists developing agriculture in ways that will help alleviate world hunger and promote trade with the United States.

Historic and Physical Setting

The Oregon Agricultural Experiment Station was organized in 1888 with funds provided by the United States Congress through the federal Hatch Act of 1887. The station comprises 11 branch experiment stations in 14 locations throughout Oregon. The central station on the OSU campus in Corvallis coordinates research activities with the teaching and Extension Service activities of the College of Agricultural Sciences.

Branch stations are located throughout the state to do research that accommodates the widely varying soil, climate, agricultural, cultural, and economic conditions of Oregon. Many branch stations are combined in the same facility with OSU Extension Service offices, and all work closely with the local Extension Office. At the central station in Corvallis, scientists, staff, and students in 14 academic departments and five colleges of Oregon State University (OSU) carry out basic and applied research in agriculture, food systems, environmental and life sciences, and natural resources. The Station also supports seed testing and food safety and environmental stewardship laboratories on the OSU campus that serves the public interest.

AGRICULTURAL EXPERIMENT STATION

Liaison and Planning

In planning its research, the Station actively solicits counsel from industry and citizen groups. Branch experiment stations have advisory committees of local citizens and often work with local representatives of agriculture, food, environmental and natural resource groups. Station administration works with statewide advisory groups and agriculture, food, environmental and natural resource organizations for review of existing programs and the development of new ones that anticipate and address emerging needs.

Cooperation with Other Agencies

Cooperation with state and federal agencies is important and well developed in the Station. There is a tradition and practice of coordination with the Oregon Departments of Agriculture, Forestry, Environmental Quality, Water Resources, Economic & Community Development, and the Oregon Watershed Enhancement Board on matters of mutual concern. The Station also coordinates its programs with counterparts in western states and with agencies of the federal Department of Agriculture, Interior, Commerce, EPA, and other federal departments. Scientists in almost every academic department in the Station meet regularly with counterparts at Washington State University and the University of Idaho, and often share talent and costs of conducting research projects.

Disseminating Results

Research results are disseminated rapidly using a variety of means. This includes field days, Extension Service educational programs, technical and scientific publications, online delivery, print and broadcast news stories in popular media, and the award-winning research publication, "Oregon's Agricultural Progress."

Evaluation

Research programs are regularly reviewed and evaluated, both internally and by teams of scientists from other universities and agencies. These critical reviews indicate that many Station programs are among the best in the nation.

AGRICULTURE EXPERIMENT STATION

ESSENTIAL PACKAGES

Essential Packages

The Essential Packages represent changes made to the 2017-19 budget that estimate the cost to continue current legislatively approved programs into the 2019-21 biennium.

Package 022: Phase out

This package removes one-time funding. This package phases-out (\$380,000). The projects phased-out from the Agriculture Experiment Station are:

- One-time grant for Hermiston
- One-time grant for North Willamette
- Ocean Acidification one-time grant
- PSU/OHSU Violence Prevention Research one-time grant
- One-time match of funds for the OSU Northwest National Marine Renewable Energy

Package 031: Standard Inflation and State Government Service Charges

The standard inflation factors is provided by the Department of Administrative Services as follows:

- Services and Supplies and Capital Outlay, by the standard 3.8 percent
- Non-state employee and Professional Services costs by the standard 4.2 percent
- Facilities rent by the standard 3.8 percent or adjusted to the Self Support rent rates
- Attorney General costs by the allowable 20.14 percent

Applying the standard inflation factors as provided by the Department of Administrative Services to Non-PICs accounts, services and supplies, and some special payments, results in an increase of \$2,511,376.

Package 032: Above Standard Inflation

The package increase Special Payments by the difference between the standard inflation rate of 3.8 percent and the 4.2 percent non-state government employee rate, which is a step in the process of getting to the CSL inflation rate determined by a legislatively approved model.

AGRICULTURE EXPERIMENT STATION ESSENTIAL PACKAGES

Once applied, HECC experienced an increase of \$264,356 General Fund.

Package 033: Exceptional Inflation

This package includes inflation amounts over and above standard and analyst approved inflation amounts in Packages 031 and 032. These changes are above establish maximums and are limited to extraordinary factors as determined by the DAS CFO Exceptions Committee.

Additional inflation was approved for the Agriculture Experiment Station for employee costs and other costs exceeding the prior 4.2% inflation factors.

Once applied, HECC experienced an increase of \$859,156 to General Fund.

ESSENTIAL AND POLICY PACKAGE FISCAL IMPACT SUMMARY

Higher Education Coordinating Commission Cross Reference Name: Agriculture Experiment Station
 Pkg: 022 - Phase-out Pgm & One-time Costs Cross Reference Number: 52500-105-00-00-00000

Description	General Fund	Lottery Funds	Other Funds	Federal Funds	Nonlimited Other Funds	Nonlimited Federal Funds	All Funds
Revenues							
General Fund Appropriation	(380,000)	-	-	-	-	-	(380,000)
Total Revenues	(\$380,000)	-	-	-	-	-	(\$380,000)
Special Payments							
Spc Pmt to Public Universities	(380,000)	-	-	-	-	-	(380,000)
Total Special Payments	(\$380,000)	-	-	-	-	-	(\$380,000)
Total Expenditures							
Total Expenditures	(380,000)	-	-	-	-	-	(380,000)
Total Expenditures	(\$380,000)	-	-	-	-	-	(\$380,000)
Ending Balance							
Ending Balance	-	-	-	-	-	-	-
Total Ending Balance	-	-	-	-	-	-	-

ESSENTIAL AND POLICY PACKAGE FISCAL IMPACT SUMMARY

Higher Education Coordinating Commission
 Pkg: 031 - Standard Inflation

Cross Reference Name: Agriculture Experiment Station
 Cross Reference Number: 52500-105-00-00000

Description	General Fund	Lottery Funds	Other Funds	Federal Funds	Nonlimited Other Funds	Nonlimited Federal Funds	All Funds
Revenues							
General Fund Appropriation	2,511,376	-	-	-	-	-	2,511,376
Total Revenues	\$2,511,376	-	-	-	-	-	\$2,511,376
Special Payments							
Spc Pmt to Public Universities	12,270	-	-	-	-	-	12,270
Other Special Payments	2,499,106	-	-	-	-	-	2,499,106
Total Special Payments	\$2,511,376	-	-	-	-	-	\$2,511,376
Total Expenditures							
Total Expenditures	2,511,376	-	-	-	-	-	2,511,376
Total Expenditures	\$2,511,376	-	-	-	-	-	\$2,511,376
Ending Balance							
Ending Balance	-	-	-	-	-	-	-
Total Ending Balance	-	-	-	-	-	-	-

ESSENTIAL AND POLICY PACKAGE FISCAL IMPACT SUMMARY

Higher Education Coordinating Commission
 Pkg: 032 - Above Standard Inflation

Cross Reference Name: Agriculture Experiment Station
 Cross Reference Number: 52500-105-00-00-00000

Description	General Fund	Lottery Funds	Other Funds	Federal Funds	Nonlimited Other Funds	Nonlimited Federal Funds	All Funds
Revenues							
General Fund Appropriation	264,356	-	-	-	-	-	264,356
Total Revenues	\$264,356	-	-	-	-	-	\$264,356
Special Payments							
Spc Pmt to Public Universities	1,292	-	-	-	-	-	1,292
Other Special Payments	263,064	-	-	-	-	-	263,064
Total Special Payments	\$264,356	-	-	-	-	-	\$264,356
Total Expenditures							
Total Expenditures	264,356	-	-	-	-	-	264,356
Total Expenditures	\$264,356	-	-	-	-	-	\$264,356
Ending Balance							
Ending Balance	-	-	-	-	-	-	-
Total Ending Balance	-	-	-	-	-	-	-

ESSENTIAL AND POLICY PACKAGE FISCAL IMPACT SUMMARY

Higher Education Coordinating Commission
 Pkg: 033 - Exceptional Inflation

Cross Reference Name: Agriculture Experiment Station
 Cross Reference Number: 52500-105-00-00-00000

<i>Description</i>	General Fund	Lottery Funds	Other Funds	Federal Funds	Nonlimited Other Funds	Nonlimited Federal Funds	All Funds
Revenues							
General Fund Appropriation	859,156	-	-	-	-	-	859,156
Total Revenues	\$859,156	-	-	-	-	-	\$859,156
Special Payments							
Spc Pmt to Public Universities	4,198	-	-	-	-	-	4,198
Other Special Payments	854,958	-	-	-	-	-	854,958
Total Special Payments	\$859,156	-	-	-	-	-	\$859,156
Total Expenditures							
Total Expenditures	859,156	-	-	-	-	-	859,156
Total Expenditures	\$859,156	-	-	-	-	-	\$859,156
Ending Balance							
Ending Balance	-	-	-	-	-	-	-
Total Ending Balance	-	-	-	-	-	-	-

ESSENTIAL AND POLICY PACKAGE FISCAL IMPACT SUMMARY

Higher Education Coordinating Commission
 Pkg: 090 - Analyst Adjustments

Cross Reference Name: Agriculture Experiment Station
 Cross Reference Number: 52500-105-00-00-00000

Description	General Fund	Lottery Funds	Other Funds	Federal Funds	Nonlimited Other Funds	Nonlimited Federal Funds	All Funds
Revenues							
General Fund Appropriation	(3,634,888)	-	-	-	-	-	(3,634,888)
Total Revenues	(\$3,634,888)	-	-	-	-	-	(\$3,634,888)
Special Payments							
Spc Pmt to Public Universities	-	-	-	-	-	-	-
Other Special Payments	(3,634,888)	-	-	-	-	-	(3,634,888)
Total Special Payments	(\$3,634,888)	-	-	-	-	-	(\$3,634,888)
Total Expenditures							
Total Expenditures	(3,634,888)	-	-	-	-	-	(3,634,888)
Total Expenditures	(\$3,634,888)	-	-	-	-	-	(\$3,634,888)
Ending Balance							
Ending Balance	-	-	-	-	-	-	-
Total Ending Balance	-	-	-	-	-	-	-

EXTENSION SERVICE

Description

The OSU Extension Service is the community-based education outreach arm of Oregon's land, sea, sun and space grant-university. It is cooperatively funded from federal (USDA), state, county, and other sources. The OSU Extension Service engages the people of Oregon with research-based knowledge and education that strengthen communities and economies, sustain natural resources, and promote healthy families and individuals.

Audiences/Program Areas

Extension faculty on the OSU campus and in county offices throughout the state work together with an extensive network of volunteers to develop and deliver educational programs. Extension focuses on the following areas:

Agriculture and Natural Resources

Extension's Agriculture and Natural Resources program provides education and technical assistance for people with agricultural interests. The major program emphasis is on food, feed, energy, fiber, seed, and ornamental production and management of animal and plant production systems. Programs include farm/ranch business management, marketing, value-added processing, natural resource use and conservation, community horticulture, human and environmental health, and bioethics. Audiences include urban and rural residents and businesses, government agencies and communities with wide-ranging interests in conservation, production, and community development.

Family and Community Health

Extension's Family and Community Health program helps Oregonians improve their health, family, and community through education and community partnerships. Major programming extends knowledge related to public health, nutrition, exercise science, human development, family financial management, and aging to address important needs in Oregon's communities.

Forestry and Natural Resources

Extension's Forestry and Natural Resources program improves Oregonians' knowledge of forestry and natural resources and their options for enhancing benefits from these resources. This educational program assists forest owners, managers, processors, users, and students in understanding the importance of both production and environmental benefits from Oregon's forests. Priority subjects include reforestation, forest management, silviculture, forest health, wildland fire, intergenerational land transfer, harvesting and processing wood, protection of soil and water, wildlife habitat, and related natural resources use, management, and protection.

EXTENSION SERVICE

Sea Grant Program

Extension's Sea Grant program provides education, training, and technical assistance to people with coastal-related needs and interests. Major efforts are concentrated in the areas of fisheries and wildlife, watersheds and other natural resource management, marine engineering, food science and technology, economics, business, resource management, education, and recreation. The program is primarily supported by the OSU Sea Grant Program and the OSU Extension Service.

4-H Youth Development

4-H helps young people learn and grow through an intentional process that builds competence, confidence, connection, compassion and character. Young people participate in 4-H through clubs, afterschool programs, camps, and school enrichment activities. These youth are supported by trained volunteers who work under the direction of local 4-H professionals located in all 36 counties. As the only nationwide youth development program with direct ties to the land grant university system, 4-H is uniquely positioned to ensure that its programs are based on what is known about how young people develop and learn.

OSU Open Campus

OSU Open Campus, a community-based education partnership convened by Oregon State University, provides local access to learning to address the unique educational needs of Oregon's communities. Through a statewide network of Open Campus education coordinators, working in partnership with community colleges, regional economic development groups, the K-12 education systems, business community and local government, the university is delivering education to underserved and place-bound Oregonians. This program builds on the foundation of the OSU Extension Service, providing an expanded way to access the university's resources. Open Campus compliments offerings available through Ecampus and Professional and Continuing Education, making learning from Oregon State possible almost anywhere.

Administration of the Oregon Outdoor School

OSU Extension Service is the institutional home for Oregon Outdoor School. In November 2016, Oregon voters passed Ballot Measure 99 to allocate funding for Outdoor School for our state's 5th and 6th grade students. Senate Bill 439 (2015) directs OSU Extension Service to assist School Districts and Education Service Districts in providing a statewide Outdoor School Program. OSU Extension Outdoor School provides logistical support, curricular resources, program evaluation, equity and inclusion support, and professional development opportunities in addition to funding for local districts' Outdoor School costs through state appropriated Oregon Lottery funds.

Engaged and Applied Research

Extension educational programs are derived from a knowledge base created through research conducted at OSU and elsewhere. Research often is begun in response to needs identified by Extension clients. Extension faculty translate the results of scientific

EXTENSION SERVICE

research into practical terms and capture its value in useful educational programs and materials. They also partner with land-owners, businesses and other organizations to conduct applied research to demonstrate uses of new techniques, products, and technologies.

Extending Education to the People

The OSU Extension Service was created in 1911 in anticipation of federal resource allocation through passage of the Smith Lever Act (1914). It adds value to the University by extending knowledge to the people across the state. Extension works with people of all ages who want and need the information and education it offers. Local and state citizen committees and advisory councils assess needs, recommend program priorities, and participate in selecting staff members. Extension often partners with other state and federal agencies, community colleges, local schools, etc., to help people obtain information and develop the skills to apply it effectively through decisions and action.

Extension, as a part of the OSU Division of Outreach and Engagement, works with academic units on campus to provide access to credit classes and degree programs for Oregonians where they live, and assists the University in identifying program needs. Oregon residents obtain and use Extension education in a variety of ways: direct contact with a county, area, or state Extension faculty member or program assistant; information from a volunteer leader-teacher; and through publications, web pages, and mass media. Still others obtain and use Extension-originated information through secondary sources — garden store operator, agriculture field representative, master volunteer, or others.

Campus-based Extension Faculty

Extension Specialists are OSU faculty based at the OSU campus in Corvallis. Each is a member of the department and/or college related to his or her discipline. They translate research into practices that can be readily understood and applied, develop educational programs, and serve as technical resources for county and area delivered Extension programs.

County and Area Extension Faculty

About two-thirds of the OSU Extension faculty are assigned to county locations. They, too, are members of appropriate OSU departments and colleges. Often called county Extension Agents, their role is to take the University to the people of Oregon. As members of their respective communities, they are educators and applied researchers. County and area Extension faculty are located in all 36 Oregon counties. The number of faculty assigned to a county depends on its population, natural resource and human issues including agricultural complexity, forest and marine resource needs, and the county's financial support that typically is provided as office space and operating expenses.

EXTENSION SERVICE

Volunteers

Volunteers are the heart of many Extension programs. Over 13,000 individuals share the responsibility for extending programs to all citizens who might benefit. Volunteers plan programs, teach, conduct demonstrations, and help evaluate programs. For this responsibility, Extension trains its volunteers and equips them with carefully prepared, regularly updated educational materials. Many volunteers serve as part of the numerous Extension master volunteer programs.

DETAIL OF LOTTERY FUNDS, OTHER FUNDS, AND FEDERAL FUNDS REVENUE

Higher Education Coordinating Commission
2019-21 Biennium

Agency Number: 52500
Cross Reference Number: 52500-106-00-00-00000

Source	2015-17 Actuals	2017-19 Leg Adopted Budget	2017-19 Leg Approved Budget	2019-21 Agency Request Budget	2019-21 Governor's Budget	2019-21 Leg. Adopted Audit
Lottery Funds						
Tsfr From Administrative Svcs	-	24,000,000	24,000,000	46,805,847	24,000,000	-
Total Lottery Funds	-	\$24,000,000	\$24,000,000	\$46,805,847	\$24,000,000	-

EXTENSION SERVICE ESSENTIAL PACKAGES

Essential Packages

The Essential Packages represent changes made to the 2017-19 budget that estimate the cost to continue current legislatively approved programs into the 2019-21 biennium.

Package 021: Phase in

This package phases in funding for the Outdoor School Program for a full biennium.

Once applied, HECC experienced an increase \$22,805,847.

Package 031: Standard Inflation and State Government Service Charges

The standard inflation factors is provided by the Department of Administrative Services as follows:

- Services and Supplies and Capital Outlay, by the standard 3.8 percent
- Non-state employee and Professional Services costs by the standard 4.2 percent
- Facilities rent by the standard 3.8 percent or adjusted to the Self Support rent rates
- Attorney General costs by the allowable 20.14 percent

This package increases Special Payments by the standard 3.8 percent inflation rate. Inflation on the CCSF is calculated against a base budget that includes General Fund and local property taxes. Package 050 adjust for anticipated property tax increases in the next biennium.

Once applied, HECC experienced an increase of \$1,813,261 to General Fund.

Package 032: Above Standard Inflation

This package includes the amount above the inflation in Package 031 for a limited set of factors.

The package increase Special Payments by the difference between the standard inflation rate of 3.8 percent and the 4.2 percent non-state government employee rate, which is a step in the process of getting to the CSL inflation rate determined by a legislatively approved model. Inflation on the CCCS is calculated against a base budget that includes General Fund and local property taxes. Policy Package 050 adjusts for anticipated property tax increases in the next biennium.

**EXTENSION SERVICE
ESSENTIAL PACKAGES**

Once applied, HECC experienced an increase of \$190,870.

Package 033: Exceptional Inflation

This package includes inflation amounts over and above standard and analyst approved inflation amounts in Packages 031 and 032. These changes are above establish maximums and are limited to extraordinary factors as determined by the DAS CFO Exceptions Committee.

This package increases Special Payments by the difference between the 4.2 percent non-state government employee rate and 5.2 percent, which is the determined inflation rate for the CCSF for 2019-2021, using a model approved by the legislature. Inflation on the CCSF is calculated against a base budget that includes General Fund and local property taxes. Policy Package 050 adjusts for anticipate property tax increases in the next biennium.

Once applied, HECC experienced an increase of \$620,326 to General Fund.

ESSENTIAL AND POLICY PACKAGE FISCAL IMPACT SUMMARY

Higher Education Coordinating Commission
 Pkg: 021 - Phase - In

Cross Reference Name: Extension Service
 Cross Reference Number: 52500-106-00-00-00000

<i>Description</i>	General Fund	Lottery Funds	Other Funds	Federal Funds	Nonlimited Other Funds	Nonlimited Federal Funds	All Funds
Revenues							
Tsfr From Administrative Svcs	-	22,805,847	-	-	-	-	22,805,847
Total Revenues	-	\$22,805,847	-	-	-	-	\$22,805,847
Special Payments							
Spc Pmt to Public Universities	-	22,805,847	-	-	-	-	22,805,847
Total Special Payments	-	\$22,805,847	-	-	-	-	\$22,805,847
Total Expenditures							
Total Expenditures	-	22,805,847	-	-	-	-	22,805,847
Total Expenditures	-	\$22,805,847	-	-	-	-	\$22,805,847
Ending Balance							
Ending Balance	-	-	-	-	-	-	-
Total Ending Balance	-	-	-	-	-	-	-

ESSENTIAL AND POLICY PACKAGE FISCAL IMPACT SUMMARY

Higher Education Coordinating Commission
 Pkg: 031 - Standard Inflation

Cross Reference Name: Extension Service
 Cross Reference Number: 52500-106-00-000000

Description	General Fund	Lottery Funds	Other Funds	Federal Funds	Nonlimited Other Funds	Nonlimited Federal Funds	All Funds
Revenues							
General Fund Appropriation	1,813,261	-	-	-	-	-	1,813,261
Total Revenues	\$1,813,261	-	-	-	-	-	\$1,813,261
Special Payments							
Spc Pmt to Public Universities	8,859	-	-	-	-	-	8,859
Other Special Payments	1,804,402	-	-	-	-	-	1,804,402
Total Special Payments	\$1,813,261	-	-	-	-	-	\$1,813,261
Total Expenditures							
Total Expenditures	1,813,261	-	-	-	-	-	1,813,261
Total Expenditures	\$1,813,261	-	-	-	-	-	\$1,813,261
Ending Balance							
Ending Balance	-	-	-	-	-	-	-
Total Ending Balance	-	-	-	-	-	-	-

ESSENTIAL AND POLICY PACKAGE FISCAL IMPACT SUMMARY

Higher Education Coordinating Commission
 Pkg: 032 - Above Standard Inflation

Cross Reference Name: Extension Service
 Cross Reference Number: 52500-106-00-00-00000

<i>Description</i>	General Fund	Lottery Funds	Other Funds	Federal Funds	Nonlimited Other Funds	Nonlimited Federal Funds	All Funds
Revenues							
General Fund Appropriation	190,870	-	-	-	-	-	190,870
Total Revenues	\$190,870	-	-	-	-	-	\$190,870
Special Payments							
Spc Pmt to Public Universities	933	-	-	-	-	-	933
Other Special Payments	189,937	-	-	-	-	-	189,937
Total Special Payments	\$190,870	-	-	-	-	-	\$190,870
Total Expenditures							
Total Expenditures	190,870	-	-	-	-	-	190,870
Total Expenditures	\$190,870	-	-	-	-	-	\$190,870
Ending Balance							
Ending Balance	-	-	-	-	-	-	-
Total Ending Balance	-	-	-	-	-	-	-

ESSENTIAL AND POLICY PACKAGE FISCAL IMPACT SUMMARY

Higher Education Coordinating Commission
 Pkg: 033 - Exceptional Inflation

Cross Reference Name: Extension Service
 Cross Reference Number: 52500-106-00-00-000000

Description	General Fund	Lottery Funds	Other Funds	Federal Funds	Nonlimited Other Funds	Nonlimited Federal Funds	All Funds
Revenues							
General Fund Appropriation	620,326	-	-	-	-	-	620,326
Total Revenues	\$620,326	-	-	-	-	-	\$620,326
Special Payments							
Spc Pmt to Public Universities	3,031	-	-	-	-	-	3,031
Other Special Payments	617,295	-	-	-	-	-	617,295
Total Special Payments	\$620,326	-	-	-	-	-	\$620,326
Total Expenditures							
Total Expenditures	620,326	-	-	-	-	-	620,326
Total Expenditures	\$620,326	-	-	-	-	-	\$620,326
Ending Balance							
Ending Balance	-	-	-	-	-	-	-
Total Ending Balance	-	-	-	-	-	-	-

**EXTENSION SERVICE
ANALYST ADJUSTMENTS**

POLICY OPTION PACKAGE #090
Analyst Adjustments

Agency Request Budget: None
Governor's Budget: (\$25,430,304)

PURPOSE

This package reduces the Extension Service by \$2.6 million, which is the amount that brings this fund to the Current Service Level. This reduction holds the Extension Service at the 2017-19 legislatively funded level. The 5.5 percent growth calculated in accordance with the legislatively approved model, is below what the universities indicate is necessary to avoid erosion of program effectiveness. The universities have stated they calculate CSL to be at 8.4 percent growth for State Programs and Statewide Services. The package has been modified to eliminate the second year of funding for the outdoor school program.

Once applied, HECC experienced a decrease of (\$25,430,304) to General and Lottery Funds.

REVENUE SOURCE

General Fund	(\$2,624,457)
<u>Lottery Fund</u>	<u>(\$22,805,847)</u>
Total Funds	(\$25,430,304)

ESSENTIAL AND POLICY PACKAGE FISCAL IMPACT SUMMARY

Higher Education Coordinating Commission
 Pkg: 090 - Analyst Adjustments

Cross Reference Name: Extension Service
 Cross Reference Number: 52500-106-00-00-00000

Description	General Fund	Lottery Funds	Other Funds	Federal Funds	Nonlimited Other Funds	Nonlimited Federal Funds	All Funds
Revenues							
General Fund Appropriation	(2,624,457)	-	-	-	-	-	(2,624,457)
Tsfr From Administrative Svcs	-	(22,805,847)	-	-	-	-	(22,805,847)
Total Revenues	(\$2,624,457)	(\$22,805,847)	-	-	-	-	(\$25,430,304)
Special Payments							
Spc Pmt to Public Universities	-	(22,805,847)	-	-	-	-	(22,805,847)
Other Special Payments	(2,624,457)	-	-	-	-	-	(2,624,457)
Total Special Payments	(\$2,624,457)	(\$22,805,847)	-	-	-	-	(\$25,430,304)
Total Expenditures							
Total Expenditures	(2,624,457)	(22,805,847)	-	-	-	-	(25,430,304)
Total Expenditures	(\$2,624,457)	(\$22,805,847)	-	-	-	-	(\$25,430,304)
Ending Balance							
Ending Balance	-	-	-	-	-	-	-
Total Ending Balance	-	-	-	-	-	-	-

EXTENSION SERVICE
STATEWIDE PUBLIC SERVICES

POLICY OPTION PACKAGE #310
Statewide Public Services

Agency Request Budget: \$7,565,849
Governor's Budget: Not Recommended

PURPOSE

In accordance with a budget note on SB 5701 (2016), Current Service Level (CSL) for public university Education & General (E&G) operations is based on the method approved in 2009 by the Joint Committee on Ways and Means for the Community College Support Fund CSL. This revised Public University Statewide Public Service Programs CSL methodology reflects health benefit and retirement costs expected to exceed the Department of Administrative Services standard inflation rate. Real cost increases, as calculated by universities, exceeds even this revised CSL value. Failure to fully account for cost increases for Statewide Public Service Programs will erode their respective ability to continue the quality and scope of those services and operations available in the 2017-19 biennium.

HOW ACHIEVED

This Policy Option Package reflects the adjustment required, beyond the unaudited Public University Statewide Public Service Programs CSL calculation, to offset expected, exogenous cost increases. Universities estimate an increase in E&G costs of 8.4% for the 2019-21 biennium, exceeding the unaudited CSL calculation of 5.5%. Additionally, funding for the 2017-19 biennium failed to account for the revised CSL calculation, creating an additional funding gap. To restore program and service capacity lost in the 2017-19 biennium due to below-revised CSL funding and to maintain capacity in the 2019-21 biennium, an additional \$7,565,849 in funding is requested above unaudited CSL. This includes \$4,031,420 for the Agricultural Experiment Station, \$2,910,762 for the Extension Service, and \$623,667 for the Forest Research Laboratory.

STAFFING IMPACT

None; institutions are not under position control authority and may adjust staff to meet the needs of their institution as determined by management.

EXTENSION SERVICE
STATEWIDE PUBLIC SERVICES

QUANTIFYING RESULTS

None.

REVENUE SOURCE

None.

ESSENTIAL AND POLICY PACKAGE FISCAL IMPACT SUMMARY

Higher Education Coordinating Commission
 Pkg: 310 - Statewide Public Services

Cross Reference Name: Extension Service
 Cross Reference Number: 52500-106-00-00-00000

<i>Description</i>	General Fund	Lottery Funds	Other Funds	Federal Funds	Nonlimited Other Funds	Nonlimited Federal Funds	All Funds
Revenues							
General Fund Appropriation	-	-	-	-	-	-	-
Total Revenues	-	-	-	-	-	-	-
Special Payments							
Spc Pmt to Public Universities	-	-	-	-	-	-	-
Total Special Payments	-	-	-	-	-	-	-
Total Expenditures							
Total Expenditures	-	-	-	-	-	-	-
Total Expenditures	-	-	-	-	-	-	-
Ending Balance							
Ending Balance	-	-	-	-	-	-	-
Total Ending Balance	-	-	-	-	-	-	-

FOREST RESEARCH LABORATORY

Program Description

The Forest Research Laboratory (FRL) is Oregon's original research agency designed to help solve problems, create opportunities, and develop new understanding and innovation about forest ecosystems, forest management and forest-derived renewable materials; its director is the dean of Oregon State University's College of Forestry. Established by the Oregon Legislature in 1941, the program is supported by state and federal appropriations and by research grants from public and private sources (see Oregon Revised Statute 526.225).

In November 2013, the College launched the Institute for Working Forest Landscapes (IWFL) to focus FRL research programs on innovative approaches for managing landscapes that will enhance people's lives and improve the health of our lands, businesses and vital ecosystems. The IWFL will develop adaptive forest management techniques that integrate social, ecological, and economic objectives at the landscape level.

In addition to research in campus laboratories and university forests, studies are conducted cooperatively in public and private forests and in laboratories and manufacturing facilities throughout Oregon and the world.

Faculty, staff, and students from the College of Forestry's Departments of Forest Engineering, Resources, and Management; Forest Ecosystems and Society; and Wood Science and Engineering contribute to a diverse portfolio of fundamental and applied research and outreach activities. Activities benefit from collaboration with many other departments and colleges at Oregon State and elsewhere. Communication of results to science peers, land managers, policy makers, and the public is a high priority.

The FRL, the Corvallis Forestry Sciences Laboratory of the U.S. Forest Service, the Corvallis-based Forest and Rangelands Ecosystem Science Center of the U.S. Geological Service, and related research conducted elsewhere on campus combine to form the largest concentration of forest sciences research in North America.

Cooperation/Research Use

To extend the resources available from state appropriations in the Forest Research Laboratory budget, cooperation and assistance from non-state sources is sought to accomplish Laboratory research goals. Assistance may include the use of private or agency lands for research, contributed equipment, facilities or staff time and funds for specific projects. About 150 cooperators currently participate in a variety of research projects where results could provide direct benefits. Forestry practices of many cooperators reflect research results immediately, and other stakeholders often follow such working examples more quickly than they do with more conventional methods of conveying research results.

FOREST RESEARCH LABORATORY

University Grants/Contracts

A significant amount of forestry research is supported by grants and contracts. Grant proposals of Laboratory scientists are required to be directly supportive of Laboratory goals and complementary to projects supported with state funds. Grants are restrictive since they often provide only for basic research, are not available in all program areas, and are for specific/limited time periods. Nevertheless, forestry and natural resources related research sponsored by the Laboratory, and help provide research knowledge to a wider range of practitioners. Currently the Laboratory is able to leverage every dollar of appropriated support for faculty and infrastructure into three dollars of additional research funding.

Disseminating Results

Research results are provided to family forestland owners, industry, public land managers, other scientists and the public using a variety of means. This includes Extension Foresters conducting programs around the state, Outreach Education short courses, technical and scientific publications, online delivery, video productions, conference presentations and stories in popular media.

Proposed Program Improvements

The Forest Research Laboratory continuously looks to engage in research that is closely allied with the policy initiatives being pursued by Oregon's legislative and executive branches, as well as programs that add value to the state economy, and protect environmental resources from changing threats. Scientists seek to provide new knowledge that will help inform policy choices about forest resources management, climate change, forest policies for urban areas, alternatives in resource uses, water quality, wildlife habitat, and related matters. Programs are also aimed at improving production processes and adding new products such that Oregonians can pursue economic gains while maintaining a healthy, sustainable environment that meets multiple needs for the state citizens.

FOREST RESEARCH LABORATORY

ESSENTIAL PACKAGES

Essential Packages

The Essential Packages represent changes made to the 2017-19 budget that estimate the cost to continue current legislatively approved programs into the 2019-21 biennium.

Package 031: Standard Inflation and State Government Service Charges

The standard inflation factors is provided by the Department of Administrative Services as follows:

- Services and Supplies and Capital Outlay, by the standard 3.8 percent
- Non-state employee and Professional Services costs by the standard 4.2 percent
- Facilities rent by the standard 3.8 percent or adjusted to the Self Support rent rates
- Attorney General costs by the allowable 20.14 percent

Once applied, HECC experienced an increase of \$388,513 to General Fund, (3.8%).

Package 032: Above Standard Inflation

This package includes the amount above the inflation in Package 031 for a limited set of factors.

The package increase Special Payments by the difference between the standard inflation rate of 3.8 percent and the 4.2 percent non-state government employee rate, which is a step in the process of getting to the CSL inflation rate for the PUSF, using a legislatively approved model.

Once applied, HECC experienced an increase of \$40,897 to General Fund

Package 033: Exceptional Inflation

This package includes inflation amounts over and above standard and analyst approved inflation amounts in Packages 031 and 032. These changes are above establish maximums and are limited to extraordinary factors as determined by the DAS CFO Exceptions Committee.

FOREST RESEARCH LABORATORY ESSENTIAL PACKAGES

This package increases Special Payments by the difference between the 4.2 percent non-state government employee rate and 5.5 percent. This program receives the same inflation rate as the PUSF, which is calculated using a model approved by the legislature.

Once applied, HECC experienced an increase of \$132,912 to General Fund.

ESSENTIAL AND POLICY PACKAGE FISCAL IMPACT SUMMARY

Higher Education Coordinating Commission
 Pkg: 031 - Standard Inflation

Cross Reference Name: Forest Research Laboratory
 Cross Reference Number: 52500-107-00-00-00000

<i>Description</i>	General Fund	Lottery Funds	Other Funds	Federal Funds	Nonlimited Other Funds	Nonlimited Federal Funds	All Funds
Revenues							
General Fund Appropriation	388,513	-	-	-	-	-	388,513
Total Revenues	\$388,513	-	-	-	-	-	\$388,513
Special Payments							
Spc Pmt to Public Universities	1,898	-	-	-	-	-	1,898
Other Special Payments	386,615	-	-	-	-	-	386,615
Total Special Payments	\$388,513	-	-	-	-	-	\$388,513
Total Expenditures							
Total Expenditures	388,513	-	-	-	-	-	388,513
Total Expenditures	\$388,513	-	-	-	-	-	\$388,513
Ending Balance							
Ending Balance	-	-	-	-	-	-	-
Total Ending Balance	-	-	-	-	-	-	-

ESSENTIAL AND POLICY PACKAGE FISCAL IMPACT SUMMARY

Higher Education Coordinating Commission
 Pkg: 032 - Above Standard Inflation

Cross Reference Name: Forest Research Laboratory
 Cross Reference Number: 52500-107-00-00-00000

<i>Description</i>	General Fund	Lottery Funds	Other Funds	Federal Funds	Nonlimited Other Funds	Nonlimited Federal Funds	All Funds
Revenues							
General Fund Appropriation	40,897	-	-	-	-	-	40,897
Total Revenues	\$40,897	-	-	-	-	-	\$40,897
Special Payments							
Spc Pmt to Public Universities	200	-	-	-	-	-	200
Other Special Payments	40,697	-	-	-	-	-	40,697
Total Special Payments	\$40,897	-	-	-	-	-	\$40,897
Total Expenditures							
Total Expenditures	40,897	-	-	-	-	-	40,897
Total Expenditures	\$40,897	-	-	-	-	-	\$40,897
Ending Balance							
Ending Balance	-	-	-	-	-	-	-
Total Ending Balance	-	-	-	-	-	-	-

ESSENTIAL AND POLICY PACKAGE FISCAL IMPACT SUMMARY

Higher Education Coordinating Commission
 Pkg: 033 - Exceptional Inflation

Cross Reference Name: Forest Research Laboratory
 Cross Reference Number: 52500-107-00-00-00000

<i>Description</i>	General Fund	Lottery Funds	Other Funds	Federal Funds	Nonlimited Other Funds	Nonlimited Federal Funds	All Funds
Revenues							
General Fund Appropriation	132,912	-	-	-	-	-	132,912
Total Revenues	\$132,912	-	-	-	-	-	\$132,912
Special Payments							
Spc Pmt to Public Universities	649	-	-	-	-	-	649
Other Special Payments	132,263	-	-	-	-	-	132,263
Total Special Payments	\$132,912	-	-	-	-	-	\$132,912
Total Expenditures							
Total Expenditures	132,912	-	-	-	-	-	132,912
Total Expenditures	\$132,912	-	-	-	-	-	\$132,912
Ending Balance							
Ending Balance	-	-	-	-	-	-	-
Total Ending Balance	-	-	-	-	-	-	-

**FOREST RESEARCH LABORATORY
ANALYST ADJUSTMENTS**

POLICY OPTION PACKAGE #090
Analyst Adjustments

Agency Request Budget: None
Governor's Budget: (\$562,322)

PURPOSE

This package reduces the Forest Research Laboratory by \$0.6 million, which is the amount that brings this program to the Current Service Level (CSL). This reduction holds the Forest Research Laboratory at the 2017-19 legislatively funded level. The 5.5 percent growth calculated in accordance with the legislatively approved model, is below what the universities indicate is necessary to avoid erosion of program effectiveness. The universities have stated they calculate CSL to be at 8.4 percent growth for State Programs and Statewide Services.

Once applied, HECC experienced a decrease of (\$562,322) to General Fund.

REVENUE SOURCE

General Fund (\$562,322)

ESSENTIAL AND POLICY PACKAGE FISCAL IMPACT SUMMARY

Higher Education Coordinating Commission
 Pkg: 090 - Analyst Adjustments

Cross Reference Name: Forest Research Laboratory
 Cross Reference Number: 52500-107-00-00-00000

<i>Description</i>	General Fund	Lottery Funds	Other Funds	Federal Funds	Nonlimited Other Funds	Nonlimited Federal Funds	All Funds
Revenues							
General Fund Appropriation	(562,322)	-	-	-	-	-	(562,322)
Total Revenues	(\$562,322)	-	-	-	-	-	(\$562,322)
Special Payments							
Spc Pmt to Public Universities	-	-	-	-	-	-	-
Other Special Payments	(562,322)	-	-	-	-	-	(562,322)
Total Special Payments	(\$562,322)	-	-	-	-	-	(\$562,322)
Total Expenditures							
Total Expenditures	(562,322)	-	-	-	-	-	(562,322)
Total Expenditures	(\$562,322)	-	-	-	-	-	(\$562,322)
Ending Balance							
Ending Balance	-	-	-	-	-	-	-
Total Ending Balance	-	-	-	-	-	-	-

2019-2021 BUDGET NARRATIVE

This page has been left blank intentionally

OREGON HEALTH & SCIENCE UNIVERSITY PROGRAMS

Description

OHSU has four public missions: education, clinical care, research, and statewide outreach. The university educates the next generation of health care professionals and biomedical scientists; creates new knowledge; translates scientific research into therapies for disease; provides compassionate, evidence-based patient care; and improves health statewide through access and policy initiatives. OHSU offers professional degrees in dentistry, nursing, medicine, pharmacy (OHSU/OSU), other health professions (physician assistants, radiation therapy, dietetics; and laboratory medicine and EMT training in conjunction with OIT); and several PhD and Master's degrees along with certificate programs in the sciences. It also educates a large number of interns, residents and fellows in over 80 accredited specialty programs in medicine and dentistry. As part of its outreach mission, OHSU oversees the Child Development and Rehabilitation Center (CDRC), the Oregon Poison Center, the Office of Rural Health and the Area Health Education Centers (AHEC), and engages in numerous K-20 pipeline programs.

OHSU receives state funding to support the Schools of Dentistry, Medicine, and Nursing; the CDRC, Oregon Poison Center, the Office of Rural Health, the AHEC and for the Scholars for a Health Oregon Initiative and the Rural Primary Care Loan Forgiveness Program. The funds provided by the State to support the Schools of Dentistry, Medicine, and Nursing cover about 28 percent of the costs to educate students at OHSU with the remaining cost for these students covered by tuition (42 percent) and other sources (29 percent) including, philanthropic gifts, grants and internal revenue transfers from OHSU's clinical mission.

OHSU PROGRAMS

ESSENTIAL PACKAGES

Essential Packages

The Essential Packages represent changes made to the 2017-19 budget that estimate the cost to continue current legislatively approved programs into the 2019-21 biennium.

Package 022: Phase out

This package removes one-time funding. This package phases-out (\$3,226,057) General Fund. The projects phased-out from OHSU Programs are:

- Scholars for a Healthy Oregon
- Primary Health Care Loan Forgiveness Program
- Cost of issuance for bond sales

Package 031: Standard Inflation and State Government Service Charges

The standard inflation factors is provided by the Department of Administrative Services as follows:

- Services and Supplies and Capital Outlay, by the standard 3.8 percent
- Non-state employee and Professional Services costs by the standard 4.2 percent
- Facilities rent by the standard 3.8 percent or adjusted to the Self Support rent rates
- Attorney General costs by the allowable 20.14 percent

Once applied, HECC OHSU experienced an increase of \$2,813,952 to General Fund.

Package 032: Above Standard Inflation

This package includes the amount above the inflation in Package 031 for a limited set of factors. HECC experienced an increase of 0.40% or \$296,206 to General Fund

ESSENTIAL AND POLICY PACKAGE FISCAL IMPACT SUMMARY

Higher Education Coordinating Commission
 Pkg: 022 - Phase-out Pgm & One-time Costs

Cross Reference Name: OHSU Programs
 Cross Reference Number: 52500-108-00-00-00000

Description	General Fund	Lottery Funds	Other Funds	Federal Funds	Nonlimited Other Funds	Nonlimited Federal Funds	All Funds
Revenues							
General Fund Appropriation	(3,226,057)	-	-	-	-	-	(3,226,057)
Total Revenues	(\$3,226,057)	-	-	-	-	-	(\$3,226,057)
Special Payments							
Spc Pmt to Public Universities	(1,613,029)	-	-	-	-	-	(1,613,029)
Other Special Payments	(1,613,028)	-	-	-	-	-	(1,613,028)
Total Special Payments	(\$3,226,057)	-	-	-	-	-	(\$3,226,057)
Total Expenditures							
Total Expenditures	(3,226,057)	-	-	-	-	-	(3,226,057)
Total Expenditures	(\$3,226,057)	-	-	-	-	-	(\$3,226,057)
Ending Balance							
Ending Balance	-	-	-	-	-	-	-
Total Ending Balance	-	-	-	-	-	-	-

ESSENTIAL AND POLICY PACKAGE FISCAL IMPACT SUMMARY

Higher Education Coordinating Commission
 Pkg: 031 - Standard Inflation

Cross Reference Name: OHSU Programs
 Cross Reference Number: 52500-108-00-00-00000

<i>Description</i>	General Fund	Lottery Funds	Other Funds	Federal Funds	Nonlimited Other Funds	Nonlimited Federal Funds	All Funds
Revenues							
General Fund Appropriation	2,813,952	-	-	-	-	-	2,813,952
Total Revenues	\$2,813,952	-	-	-	-	-	\$2,813,952
Special Payments							
Other Special Payments	2,813,952	-	-	-	-	-	2,813,952
Total Special Payments	\$2,813,952	-	-	-	-	-	\$2,813,952
Total Expenditures							
Total Expenditures	2,813,952	-	-	-	-	-	2,813,952
Total Expenditures	\$2,813,952	-	-	-	-	-	\$2,813,952
Ending Balance							
Ending Balance	-	-	-	-	-	-	-
Total Ending Balance	-	-	-	-	-	-	-

ESSENTIAL AND POLICY PACKAGE FISCAL IMPACT SUMMARY

Higher Education Coordinating Commission
 Pkg: 032 - Above Standard Inflation

Cross Reference Name: OHSU Programs
 Cross Reference Number: 52500-108-00-00-00000

<i>Description</i>	General Fund	Lottery Funds	Other Funds	Federal Funds	Nonlimited Other Funds	Nonlimited Federal Funds	All Funds
Revenues							
General Fund Appropriation	296,206	-	-	-	-	-	296,206
Total Revenues	\$296,206	-	-	-	-	-	\$296,206
Special Payments							
Other Special Payments	296,206	-	-	-	-	-	296,206
Total Special Payments	\$296,206	-	-	-	-	-	\$296,206
Total Expenditures							
Total Expenditures	296,206	-	-	-	-	-	296,206
Total Expenditures	\$296,206	-	-	-	-	-	\$296,206
Ending Balance							
Ending Balance	-	-	-	-	-	-	-
Total Ending Balance	-	-	-	-	-	-	-

**OHSU PROGRAMS
ANALYST ADJUSTMENTS**

POLICY OPTION PACKAGE #090

Analyst Adjustments

Agency Request Budget: None
Governor's Budget: (\$3,110,158)

PURPOSE

This package reduces the state's level of funding to Oregon Health & Sciences University (OHSU) by \$3.1 million, which is the amount that brings OHSU to the Current Service level (CSL). This reduction holds OHSU at the 2017-19 legislatively funded level. This reduction results in no increases to OHSU for The Schools of Medicine, Nursing or Dentistry. It would also result in no increased funding for the Office of Rural Health, Area Health Education Centers, child Development and Rehabilitation Center or the Oregon Poison Center.

Once applied, HECC experienced a decrease of (\$3,110,158) to General Fund.

REVENUE SOURCE

General Fund	(\$3,110,158)
--------------	---------------

ESSENTIAL AND POLICY PACKAGE FISCAL IMPACT SUMMARY

Higher Education Coordinating Commission
 Pkg: 090 - Analyst Adjustments

Cross Reference Name: OHSU Programs
 Cross Reference Number: 52500-108-00-000000

<i>Description</i>	General Fund	Lottery Funds	Other Funds	Federal Funds	Nonlimited Other Funds	Nonlimited Federal Funds	All Funds
Revenues							
General Fund Appropriation	(3,110,158)	-	-	-	-	-	(3,110,158)
Total Revenues	(\$3,110,158)	-	-	-	-	-	(\$3,110,158)
Special Payments							
Other Special Payments	(3,110,158)	-	-	-	-	-	(3,110,158)
Total Special Payments	(\$3,110,158)	-	-	-	-	-	(\$3,110,158)
Total Expenditures							
Total Expenditures	(3,110,158)	-	-	-	-	-	(3,110,158)
Total Expenditures	(\$3,110,158)	-	-	-	-	-	(\$3,110,158)
Ending Balance							
Ending Balance	-	-	-	-	-	-	-
Total Ending Balance	-	-	-	-	-	-	-

2019-2021 BUDGET NARRATIVE

This page has been left blank intentionally

STUDENT ASSISTANCE

Description

The Office of Student Access and Completion (OSAC) within the Higher Education Coordinating Commission (HECC) is committed to assisting Oregonians in their pursuit of higher education and a brighter future. Established in 1959 by the Oregon Legislature as the Oregon State Scholarship Commission, OSAC continues to provide innovative funding and programs to Oregon students and families. OSAC administers private scholarship and public grant programs to ensure that students receive accurate information about application processes and that all awards are made according to Oregon Administrative Rules or scholarship donor criteria. The office is also responsible for providing outreach to community and professional organizations and for helping students file the Federal Application for Federal Student Aid (FAFSA) and prepare to apply for scholarships through various outreach events and workshops at high schools, colleges, and other venues statewide. OSAC maintains partnerships with organizations to produce publications that provide information regarding postsecondary planning and financial aid and reports to funders, including the State of Oregon, other state agencies, private foundations and individual donors.

OSAC's many programs include government grants, private scholarships, outreach activities, and mentoring programs to help students with college and career choices. Prominent public grant programs supported by state and/or federal funds that serve approximately 60,000 Oregon residents annually include the Oregon Opportunity Grant, the Oregon Promise Grant, the Chafee Education and Training Grant for former foster youth, the Oregon Student Child Care Grant, the new Oregon National Guard State Tuition Assistance program, along with several small programs serving targeted groups. In addition to administering government grant programs, OSAC works with a variety of private foundations, membership organizations, private donors, and community groups to administer more than 600 privately funded scholarship programs. OSAC also supports the ASPIRE student mentoring program and the FAFSA Plus+ program and provides outreach services, and financial aid publications statewide.

OSAC serves a wide user base including: financial aid offices, colleges and universities, high schools, middle schools, outreach sites, state and federal agencies, ASPIRE coordinators and volunteers, stakeholders, donors, Oregon financial aid applicants, the Oregon Legislature, and the Higher Education Coordinating Commission as a whole. The office receives, processes, and stores sensitive data submitted in the Free Application for Federal Student Aid (FAFSA) for more than 350,000 Oregon residents each year. It also supports multiple web portals, online applications, and reporting systems for the many programs it administers.

Privately Funded Scholarship Programs

OSAC administers more than 600 individual privately funded scholarship programs to help make college more affordable for Oregon students. Applicants can apply for numerous scholarships by using one common electronic application and submit their entire application and required support documents online at www.OregonStudentAid.gov. In partnership with The Oregon Community Foundation, The Ford Family Foundation, private individuals, employers, banks, and membership organizations, OSAC coordinates the application and awarding processes for more than 600 private scholarship programs through a single

STUDENT ASSISTANCE

electronic application process. Many of these scholarships are based on merit and achievement; others are based on need and focus on underserved populations, such as low-income students, adult learners, and first-generation college students. The range of scholarship programs administered by OSAC includes irrevocable trust, partner organizations, annual “pass-through” programs, and employer programs. A partnership of private funds and public administration of this magnitude is unique among all the states.

- Private donors contributed nearly \$18 million in scholarships to 3,211 students in 2017-18.
- OSAC continues to see growth in the number of scholarship programs as well as the number of recipients and total dollars awarded.
- More than 16,500 scholarship applications were submitted for the 2018-19 academic year.

State and Federal Grant and Scholarship Programs, Description

A. Oregon Opportunity Grant (state program)

Established in 1971, the Oregon Opportunity Grant (OOG) is Oregon’s largest and oldest state-funded, need-sensitive grant program to help Oregon students with the greatest financial need attain a postsecondary education. Each year, the program helps around 40,000 low-income undergraduate Oregon residents pay for a portion of their college expenses at an Oregon community college, Oregon public university, or Oregon-based private nonprofit 4-year institutions. Oregon students apply for the Opportunity Grant by completing the *Free Application for Federal Student Aid (FAFSA)*, which is also the application for Federal Pell Grants and Federal Direct Student Loans. Undocumented Oregon residents who are not eligible for federal student aid can complete an alternative to the FAFSA, the Oregon Student Aid Application (ORSAA), to apply for the grant. Students may receive the grant for the equivalent of 12 quarters or 8 semesters at full-time enrollment; grants are prorated for partial-year or half-time enrollment. To remain eligible for the grant, students maintain satisfactory academic progress and meet all federal Title IV eligibility requirements, including having no student loan defaults or owing a refund of federal student grant funds. In 2017-18, 39,758 students received OOG funds of more than \$68.1 million.

Grant awards are calculated according to a formula based upon the Shared Responsibility Model, which considers financial contributions from the student, the student’s family, federal student grant and tax credit programs, and the State of Oregon. In addition, legislation passed in 2015 required OSAC to prioritize OOG awards according to financial need, using a student’s Expected Family Contribution (EFC) as the key indicator of the student’s financial need. The EFC is calculated according to a federal needs analysis formula that considers the income and financial assets of the student and student’s family, if applicable, along with key demographic components such as household size and number in college. The same 2015 legislation also guaranteed a second year of grant eligibility for students who meet several additional requirements.

STUDENT ASSISTANCE

Prioritized OOG Awards for Former Foster Youth – House Bill 3471 from the 2011 Legislative Session required OSAC to prioritize awarding of Oregon Opportunity Grants for identified foster youth. OSAC works with the Oregon Department of Human Services (DHS) to identify those former foster youth who are eligible for the grant. OSAC has set aside OOG funds so foster youth will continue to be awarded during the year even though funds are depleted for all other students. In 2017-18, 294 former foster youth received OOG funds totaling \$424,853.

B. Oregon Promise Grant (state program)

Oregon Promise is a state grant established in 2015 that helps to cover most tuition costs at any Oregon community college for recent high school graduates and GED® test graduates. Oregon Promise grant funds are available until the student has attempted a *total of 90 college credits*. There is no limit to the number of years or terms the student can receive the grant, providing the student has not yet reached the 90-credit limit and continues to maintain satisfactory academic progress. To qualify, students must be an Oregon resident and enroll at least half time at an Oregon community college within 6 months of graduation. Applicants must also meet other eligibility criteria, including completing an Oregon Promise Grant application, filing a FAFSA or ORSAA, and having a cumulative high school GPA of 2.5 or a GED® score of 145 or higher on each test. In 2017-18, nearly 9,170 eligible students received Oregon Promise funds totaling \$14.5 million.

C. Oregon National Guard State Tuition Assistance (state program)

The Oregon National Guard State Tuition Assistance (ONG-STA) program was created by the Oregon Legislative Assembly in 2018. The program provides funding for tuition at Oregon community colleges and public universities for current members of the Oregon National Guard. The ONG-STA is designed as a “last dollar” program, which means that award calculations first consider all other federal and state grant aid and federal/military tuition assistance the member may be eligible to receive. Active ONG members who meet the eligibility criteria, have completed basic training, and have not yet earned a baccalaureate degree or higher may receive funds to pay for up to 90 credits at an Oregon community college or up to 180 credits at an Oregon public university. To apply for the grant, ONG members must create an OSAC student profile, complete and submit the ONG-STA application, and complete and submit the FAFSA. The Oregon Legislature allocated \$2.5 million in General Fund monies to support this new program during its first year. The first group of ONG-STA recipients will be awarded for Fall 2018.

D. Oregon Student Child Care Grant (state program)

The Oregon Student Child Care Grant assists student-parents who are enrolled in postsecondary education with safe, dependable care that supports their children’s development while allowing completion of the parents’ academic programs. Priority in awarding is given to prior-year recipients who have not exhausted their maximum eligibility, who maintain satisfactory academic

STUDENT ASSISTANCE

progress as determined by their postsecondary institution and criteria set forth by OSAC, and who continue to use an eligible provider. For the 2017-18 academic year, 85 student-parents received a total \$473,003 in Student Child Care Grant funds.

E. JOBS Plus (state program)

Created in 1993 as part of Oregon's welfare reform effort, the JOBS Plus Program makes it possible for eligible participants to receive funding for future educational expenses through Individual Education Accounts (IEA). Employers contribute \$1 for every hour that a JOBS Plus participant works in a subsidized job. Funds are transferred to OSAC when participants have been in an unsubsidized job for at least 30 days. OSAC holds these funds for the participant or immediate family members to use for up to five years. After five years, the IEAs expire, and any unused funds are moved to the fund for Oregon Opportunity Grants. Roughly 57 participants will have IEAs established for them during the coming biennium. Approximately two-thirds of all funds redeemed through the program are used at Oregon's community colleges and four-year universities. In 2017-18, a total of 37 JOBS Plus participants received \$12,803 in IEA funds to pay for educational expenses.

F. Oregon Youth Conservation Corps Scholarship (state program)

The Oregon Youth Conservation Corps Scholarship program was created in 1987 by Oregon Legislative Assembly to provide education, training, and employment opportunities to disadvantaged and at-risk youth from 16 to 25 years of age. Recipients must participate in the OYCC Community Corps program and are identified by Community Service Corps directors. Participants must enroll at least half time at an eligible institution to redeem his or her payment voucher. Awards are used for educational expenses and education-related personal costs. In 2017-18, 20 students redeemed scholarship vouchers totaling \$14,125.

G. Scholarships for the Dependent Children of Deceased and Disabled Public Safety Officers (state program)

OSAC has administered the DDPSO program since 1977. Under this program, scholarships are available for dependent children of a public safety officer, reserve officer, or volunteer firefighter, as defined by ORS 243.954, suffered death or permanent total disability in the line of duty. The program has been funded through the Oregon Opportunity Grant Program for many years, but 2018 legislative changes established a new funding source for the future – 10% of the proceeds from civil forfeitures. Until sufficient funds are available from the new funding source, OSAC continues to support the program through the OOG Program. Students apply for the program by completing the FAFSA, along with a separate scholarship application. In 2018, the Oregon Legislative Assembly modified some provisions of this longstanding program. Effective July 1, 2018, the student's award amount is equal to the amount of tuition and all standard fees levied by the institution of higher education against the student and reduced by any state or federal grant aid the student may have received. There is no application deadline for this program, so students can apply and receive award funds at any time during the academic year. In 2017-18, OSAC awarded scholarships to 8 students; only 7 students ultimately enrolled in college in the fall and received a total of \$64,891 during the academic year. With

STUDENT ASSISTANCE

legislative changes that eliminated financial need from the program's eligibility criteria, more students may qualify for the scholarship and at higher amounts than in the past.

H. Oregon Teacher Scholars Scholarship Program (state program)

Created in 2017 by the Oregon Legislature through a partnership with the Oregon Department of Education and the Chief Education Office, this new scholarship program provides awards to culturally or linguistically diverse students who are enrolled in a preliminary teacher licensure program approved by the State of Oregon. Eligible students apply through the OSAC scholarship application and are awarded \$5000 per year for up to two years. For the 2018-19 academic year, this scholarship will support up to 64 eligible students.

I. Chafee Education and Training Voucher program (federal program)

OSAC and the Department of Human Services' Independent Living Program administer the Federal Chafee Education and Training Voucher Program for the benefit of Oregon's current and former foster youth under a partnership established in 2003. Eligible youth may apply year-round via a specially modified version of the online OSAC Scholarship application for private scholarships. Each youth is potentially eligible to receive a maximum award of up to \$5,000 per academic year, although actual award amounts may vary year to year. To be eligible, both former and current foster youth must meet Federal criteria. In 2017-18, 226 former foster youth claimed total awards of \$1,115,137

J. Public programs that require administrative follow-up but no longer provide new awards

In addition to the active, funded programs discussed above, OSAC continues to provide administrative support for several old state and federal student loan and loan repayment programs, most established in the 1970s and 1980s. HECC has been actively working to close out a few remaining inactive accounts out of the 19 that remain. These old programs included the Paul Douglas Teacher Scholarship (federal program), Medical/Dental Loan Program (state program), and the Oregon Nursing Loan Program (state program).

Outreach and ASPIRE Programs, Description

FAFSA Plus+

In partnership with PK-12, nonprofit, and regional partners, HECC provides access to effective college- and career-planning tools and resources. OSAC uses the Equity Lens as a guide for expanding its network of partnerships and services to areas of the state that have the least amount of postsecondary participation, infrastructure, and support networks. Existing strengths include K-12 partnerships, financial aid and planning resources, FAFSA completion efforts, mentorship, adult training, and workforce

STUDENT ASSISTANCE

development – all activities that help open doors of opportunity for thousands of youth and adults who have been least engaged in postsecondary education and training, including those who are unemployed or underemployed.

OSAC's statewide outreach activities provide information about financial aid programs and college-planning tools through trainings, presentations, publications, a student portal, applications, FAFSA Plus+ and ASPIRE sites, outreach events, and social media.

ASPIRE

ASPIRE (Access to Student assistance Programs in Reach of Everyone) is the state of Oregon's mentoring program to help students access education and training beyond high school. The program is designed to create a college-going culture in middle schools, high schools, and community-based organizations (CBOs) statewide and is currently in more than 150 sites across Oregon. It utilizes more than 1,600 volunteers and mentors more than 11,000 students each year.

ASPIRE staff develop and maintain information, resources, and trainings for Site Coordinators (who manage the program at each site), volunteers (who work directly to support students), and students and families. The program provides printed materials, online resources and information, and in-person presentations and trainings to engage students and families around financial aid and postsecondary planning, train volunteers on content to support students, and inform coordinators on how to recruit and train volunteers for all participating sites. Regionally located ASPIRE staff train new Site Coordinators and act as the primary OSAC customer service contact for the sites and the main contact for the ASPIRE program. They also support sites through community outreach and increase program fidelity through oversight, data collection and data-sharing. Finally, ASPIRE provides annual educational opportunities for participating sites: a statewide conference for Site Coordinators and volunteers, which offers training delivered by postsecondary access partner organizations, and regional meetings that bring together Site Coordinators from the various regions of the state to learn from each other about how best to engage students and volunteers in their local program.

State Approving Agency (SAA) for Veterans Education Programs, Description

The Higher Education Coordinating Commission is designated as the State Approving Agency (SAA) for Oregon under Title 38 Codes of Federal Regulation 21.4150. Now part of OSAC, the State Approving Agency for Veterans Education Programs provides assistance to postsecondary institutions that offer programs to veterans. The SAA enters into an annual performance contract with the Department of Veterans Affairs (VA) to provide assistance to the schools in Oregon that offer programs to veterans and implements the procedures and activities necessary to meet the requirements of Chapter 1006 of Title 10 U.S.C. or Chapter 30, 32, 34, 35 or 36 of Title 38 U.S.C.

STUDENT ASSISTANCE

The SAA oversees Oregon's federal contract by monitoring postsecondary institutions that participate in veterans' education benefit programs (GI Bill benefits) administered by the U.S. Department of Veterans Affairs to ensure compliance with applicable state and federal laws. Recent federal decisions added approval of vocational flight schools, apprenticeships, and on-the-job training programs for services to GIs returning home. Protection of veterans' education benefits can be enhanced through increased technical assistance to schools, apprenticeship sites, and on-the-job training sites that serve veterans. Key objectives include the ability to conduct more direct outreach, provide technical support, and enhance compliance with VA guidelines.

DETAIL OF LOTTERY FUNDS, OTHER FUNDS, AND FEDERAL FUNDS REVENUE

Higher Education Coordinating Commission
2019-21 Biennium

Agency Number: 52500
Cross Reference Number: 52500-109-00-00-00000

Source	2015-17 Actuals	2017-19 Leg Adopted Budget	2017-19 Leg Approved Budget	2019-21 Agency Request Budget	2019-21 Governor's Budget	2019-21 Leg. Adopted Audit
Lottery Funds						
Tsfr From Administrative Svcs	-	21,808,752	26,113,584	49,339,297	30,688,018	-
Total Lottery Funds	-	\$21,808,752	\$26,113,584	\$49,339,297	\$30,688,018	-
Other Funds						
Interest Income	-	69,082	69,082	82,965	82,965	-
Donations	-	11,997,654	11,997,654	12,238,133	12,238,133	-
Grants (Non-Fed)	-	-	-	80,824	80,824	-
Other Revenues	-	74,549	74,549	293,284	293,284	-
Transfer In - Intrafund	-	227,872	227,872	-	-	-
Tsfr From Human Svcs, Dept of	-	1,928,000	1,928,000	1,928,000	1,481,272	-
Transfer Out - Intrafund	-	(340,029)	(340,029)	-	-	-
Transfer to General Fund	-	(48,549)	(48,549)	(123,947)	(123,947)	-
Total Other Funds	-	\$13,908,579	\$13,908,579	\$14,499,259	\$14,052,531	-

STUDENT ASSISTANCE ESSENTIAL PACKAGES

HECC Student Assistance: Essential Packages

The Essential Packages represent changes made to the 2017-19 budget that estimate the cost to continue current legislatively approved programs into the 2019-21 biennium.

Package 021: Phase in

This package phases in funding to fully biennialize the Oregon National Guard Assistance program passed in House Bill 4035 (2018). Once applied, HECC experienced an increase of \$2,690,000 to General Fund

Package 031: Standard Inflation and State Government Service Charges

The standard inflation factors is provided by the Department of Administrative Services as follows:

- Services and Supplies and Capital Outlay, by the standard 3.8 percent
- Non-state employee and Professional Services costs by the standard 4.2 percent
- Facilities rent by the standard 3.8 percent or adjusted to the Self Support rent rates
- Attorney General costs by the allowable 20.14 percent

Once applied, HECC experienced an increase of \$6,314,294 to General Fund, \$788,358 Lottery Funds and \$578,755 Other Funds (3.8%).

Package 060: Technical Adjustments

This package transfers Special payments associated with the ASPIRE youth mentoring program from the HECC Operations SCR to the Student Assistance SCR. Once applied, HECC experienced an increase of \$554,127 to General Fund and \$80,824 to Other Funds.

ESSENTIAL AND POLICY PACKAGE FISCAL IMPACT SUMMARY

Higher Education Coordinating Commission
 Pkg: 021 - Phase - In

Cross Reference Name: Student Assistance
 Cross Reference Number: 52500-109-00-00000

Description	General Fund	Lottery Funds	Other Funds	Federal Funds	Nonlimited Other Funds	Nonlimited Federal Funds	All Funds
Revenues							
General Fund Appropriation	2,690,000	-	-	-	-	-	2,690,000
Total Revenues	\$2,690,000	-	-	-	-	-	\$2,690,000
Special Payments							
Dist to Individuals	2,690,000	-	-	-	-	-	2,690,000
Total Special Payments	\$2,690,000	-	-	-	-	-	\$2,690,000
Total Expenditures							
Total Expenditures	2,690,000	-	-	-	-	-	2,690,000
Total Expenditures	\$2,690,000	-	-	-	-	-	\$2,690,000
Ending Balance							
Ending Balance	-	-	-	-	-	-	-
Total Ending Balance	-	-	-	-	-	-	-

ESSENTIAL AND POLICY PACKAGE FISCAL IMPACT SUMMARY

Higher Education Coordinating Commission
 Pkg: 031 - Standard Inflation

Cross Reference Name: Student Assistance
 Cross Reference Number: 52500-109-00-000000

<i>Description</i>	General Fund	Lottery Funds	Other Funds	Federal Funds	Nonlimited Other Funds	Nonlimited Federal Funds	All Funds
Revenues							
General Fund Appropriation	6,314,294	-	-	-	-	-	6,314,294
Donations	-	-	-	-	-	-	-
Other Revenues	-	-	-	-	-	-	-
Tsfr From Administrative Svcs	-	-	-	-	-	-	-
Total Revenues	\$6,314,294	-	-	-	-	-	\$6,314,294
Special Payments							
Dist to Individuals	6,314,294	788,358	578,755	-	-	-	7,681,407
Total Special Payments	\$6,314,294	\$788,358	\$578,755	-	-	-	\$7,681,407
Total Expenditures							
Total Expenditures	6,314,294	788,358	578,755	-	-	-	7,681,407
Total Expenditures	\$6,314,294	\$788,358	\$578,755	-	-	-	\$7,681,407
Ending Balance							
Ending Balance	-	(788,358)	(578,755)	-	-	-	(1,367,113)
Total Ending Balance	-	(\$788,358)	(\$578,755)	-	-	-	(\$1,367,113)

ESSENTIAL AND POLICY PACKAGE FISCAL IMPACT SUMMARY

Higher Education Coordinating Commission
 Pkg: 060 - Technical Adjustments

Cross Reference Name: Student Assistance
 Cross Reference Number: 52500-109-00-00-00000

Description	General Fund	Lottery Funds	Other Funds	Federal Funds	Nonlimited Other Funds	Nonlimited Federal Funds	All Funds
Revenues							
General Fund Appropriation	554,127	-	-	-	-	-	554,127
Total Revenues	\$554,127	-	-	-	-	-	\$554,127
Special Payments							
Dist to Local School Districts	554,127	-	80,824	-	-	-	634,951
Total Special Payments	\$554,127	-	\$80,824	-	-	-	\$634,951
Total Expenditures							
Total Expenditures	554,127	-	80,824	-	-	-	634,951
Total Expenditures	\$554,127	-	\$80,824	-	-	-	\$634,951
Ending Balance							
Ending Balance	-	-	(80,824)	-	-	-	(80,824)
Total Ending Balance	-	-	(80,824)	-	-	-	(80,824)

**STUDENT ASSISTANCE
ANALYST ADJUSTMENTS**

POLICY OPTION PACKAGE #090

Analyst Adjustments

**Agency Request Budget: None
Governor's Budget: \$(19,947,120)**

PURPOSE

Due to General Fund constraints, this package reduces the Oregon Opportunity Grant (OOG) by \$8.7 million General Fund, but transfers in \$9.2 million in Lottery Funds from the Sport Lottery Fund. The OOG is Oregon's needs based grant program for students with the greatest financial need. Maintaining grant funds for low-income students is key to maintaining access to postsecondary education. The package also reduces Other Funds special payments by \$0.4 million to reflect a reduction in Chaffee revenue to be transferred from DHS to HECC. The revenue reduction was made in base.

The package has been modified to reduce \$20 million General Fund from the Oregon Promise program.

Once applied, HECC experienced a decrease of (\$28,653,784) to General Fund, increase of \$9,153,392 Lottery Funds and decrease of (\$446,728).

REVENUE SOURCE

General Fund	(\$28,653,784)
Lottery Funds	\$9,153,392
Other Funds	<u>(\$446,728)</u>
Total Funds	(\$19,947,120)

ESSENTIAL AND POLICY PACKAGE FISCAL IMPACT SUMMARY

Higher Education Coordinating Commission
 Pkg: 090 - Analyst Adjustments

Cross Reference Name: Student Assistance
 Cross Reference Number: 52500-109-00-00-00000

Description	General Fund	Lottery Funds	Other Funds	Federal Funds	Nonlimited Other Funds	Nonlimited Federal Funds	All Funds
Revenues							
General Fund Appropriation	(28,653,784)	-	-	-	-	-	(28,653,784)
Tsfr From Human Svcs, Dept of	-	-	-	-	-	-	-
Tsfr From Administrative Svcs	-	9,153,392	-	-	-	-	9,153,392
Total Revenues	(\$28,653,784)	\$9,153,392	-	-	-	-	(\$19,500,392)
Special Payments							
Dist to Individuals	(28,653,784)	9,153,392	(446,728)	-	-	-	(19,947,120)
Total Special Payments	(\$28,653,784)	\$9,153,392	(\$446,728)	-	-	-	(\$19,947,120)
Total Expenditures							
Total Expenditures	(28,653,784)	9,153,392	(446,728)	-	-	-	(19,947,120)
Total Expenditures	(\$28,653,784)	\$9,153,392	(\$446,728)	-	-	-	(\$19,947,120)
Ending Balance							
Ending Balance	-	-	446,728	-	-	-	446,728
Total Ending Balance	-	-	\$446,728	-	-	-	\$446,728

STUDENT ASSISTANCE
EARLY CHILDHOOD EDUCATOR DEVELOPMENT

POLICY OPTION PACKAGE #213
Early Childhood Educator Development

Agency Request Budget: \$6,800,000
Governor's Budget: Not Recommended

PURPOSE

In partnership with the Department of Education's Early Learning Division, this Policy Option Package proposes a two-tiered approach to incentivize the enrollment and completion of adult learners in Early Childhood Education Programs.

HOW ACHIEVED

Early Childhood Education is of critical importance to the social and economic development of Oregon's citizens. A strong start for young Oregonians in their childhood years develops a strong foundation for their K-12 education and social development. Unfortunately, our state falls short in the development and retention of skilled Early Childhood Educators who hold the academic credentials needed to meet national standards and state goals. The sector is hampered by a combination of low-wages for its educators, insufficient flexible and targeted preparation programs, and lack of articulation and availability of stackable credentials, transferability of credits, and integrated pathways toward a bachelor's degree. Furthermore, low wages in the sector make it financially impossible for the current workforce to self-finance the needed education credentials.

Proposed is a two-tiered wide-impact approach to incentivize the enrollment and completion of adult learners in Early Childhood Education Programs and promote the systematic development of a flexible applied Bachelor's degree track as a coordinated effort between a selected Public University and all participating Community Colleges. Students in a Bachelor's program would receive a scholarship of up to \$5,000 per year, and students in an Associate's program could receive a scholarship up to \$3,000 per year.

A Public University will be awarded a grant to lead the program. The selected institution will design, articulate, plan for, and implement a Bachelor's degree program that would allow for the alignment and acceptance of stackable credentials, credit for prior learning, credit transfer, and articulated alignment with Community College programs. Participating Community Colleges would receive smaller grants for program planning, coordination and articulation. A common, flexible Bachelor's degree program with

STUDENT ASSISTANCE
EARLY CHILDHOOD EDUCATOR DEVELOPMENT

an articulated Associate's degree track would be available in cohort settings, preferably at every Community College campus, thereby creating access and local learner support systems across the state.

STAFFING IMPACT

None.

QUANTIFYING RESULTS

The HECC expects to see an increase in quality degree programs. This POP will lead to 2-year and at least one 4-year institution offering degrees aligned with Oregon's core competencies for Early Childhood educators. The HECC also expects to see hundreds of Early Childhood Educators complete aligned degrees, thereby increasing the quality of the early care and education workforce. The increase in the number of Early Childhood Educators will mirror the racial, ethnic, and language diversity of young children across the state. This POP will lead to an increase in kindergarten readiness for children participating in preschool programs, as measured by increased quality of teacher-child interactions through post-degree attainment. For the program's implementation year the HECC will track recipients, determine program alignment and acceptance of stackable credentials.

This investment would have a positive impact on the following Key Performance Measures (KPMs): KPM 4 (Oregon Educational Attainment)

REVENUE SOURCE

None.

ESSENTIAL AND POLICY PACKAGE FISCAL IMPACT SUMMARY

Higher Education Coordinating Commission
 Pkg: 213 - Early Childhood Educator Development

Cross Reference Name: Student Assistance
 Cross Reference Number: 52500-109-00-00-00000

<i>Description</i>	General Fund	Lottery Funds	Other Funds	Federal Funds	Nonlimited Other Funds	Nonlimited Federal Funds	All Funds
Revenues							
General Fund Appropriation	-	-	-	-	-	-	-
Total Revenues	-	-	-	-	-	-	-
Special Payments							
Dist to Individuals	-	-	-	-	-	-	-
Dist to Comm College Districts	-	-	-	-	-	-	-
Spc Pmt to Public Universities	-	-	-	-	-	-	-
Total Special Payments	-	-	-	-	-	-	-
Total Expenditures							
Total Expenditures	-	-	-	-	-	-	-
Total Expenditures	-	-	-	-	-	-	-
Ending Balance							
Ending Balance	-	-	-	-	-	-	-
Total Ending Balance	-	-	-	-	-	-	-

STUDENT ASSISTANCE

OREGON OPPORTUNITY GRANT & SUPPORT

POLICY OPTION PACKAGE #301

Oregon Opportunity Grant & Support

Agency Request Budget: \$101,325,613

Governor's Budget: Not Recommended

PURPOSE

The Oregon Opportunity Grant (OOG) is the state's primary need-based grant to help low-income students pay for their college expenses. Because funding for the OOG program is not sufficient for HECC to be able to serve all eligible students each year, staff must cap the maximum annual grant award amount and limit the number of grants to meet the budget available, leaving a large unmet need. At the same time, HECC must balance the number of students served with meaningful award amounts that are high enough to truly help students pay for college without incurring significant amounts of debt.

This Policy Option Package (POP) increases funding for Oregon Opportunity Grants in order to provide grant award amounts equal to approximately 15% of the average cost of attendance at a 2- or 4-year public college or university in Oregon. In addition, this package would increase the current Expected Family Contribution (EFC) limit to be equal to Federal Pell Grant levels, thereby opening to serve an estimated 16,150 more Pell-eligible students who have EFCs above current OOG limit of \$3,500.

Oregon falls well below the national average of state-provided financial aid per full-time resident undergraduate student. According to a 2015-16 survey of state financial aid programs – the most recent for which data are available – Oregon continues to rank in 32nd in student grant dollars awarded at \$411 per undergraduate, and rose one step from 21st to 20th in need-based grant aid per undergraduate. For the same academic year (2015-16), the all-states average of “student grant dollars awarded per undergraduate” was \$785, and for “need-based grant dollars awarded per undergraduate” was \$597 (*47th Annual Survey Report on State-Sponsored Student Financial Aid*, National Association of State Student Grant and Aid Programs).

The process by which the HECC Office of Student Access and Completion (OSAC) allocates funding ensures that those students with the most need are served first. But, because the OOG is underfunded, many high-need students do not receive any state aid. The OOG program currently serves approximately 40,000 students each year with grant awards equal to 10% to 12% of a student's total cost of attendance. In both 2017-18 and 2018-19, the HECC was only able to serve the lowest-income students, those who had a federally calculated Expected Family Contribution (EFC) of \$3,500, and had applied by August. Although the

STUDENT ASSISTANCE

OREGON OPPORTUNITY GRANT & SUPPORT

EFC limit for Federal Pell Grants was \$5,328 in 2017-18, more than 13,000 Pell-eligible students were not awarded an Oregon Opportunity Grant because their EFCs were above the \$3,500 limit. An unknown number of potentially eligible students are not served because they don't apply and/or they don't attend each year.

The OOG program is also important to the success of the Oregon Promise Grant, which provides assistance to recent high school and GED completers who enroll at a community college within 6 months of completion. Indeed, as a last-dollar program, the Oregon Promise relies on the OOG to provide funding for 46% of the community college students who participate in that program.

This POP would also make permanent a limited-duration Operations and Policy Analyst 3 position that was added in 2018.

HOW ACHIEVED

Increased funding for the Oregon Opportunity Grant enables the program to help more low-income students pay for college. This increase would lead to more awards, larger awards, or a combination of the two. Provide staffing capacity to analyze financial aid data, strategically map policy options, and engage in critical programmatic review of its existing and future state aid framework.

STAFFING IMPACT

None.

QUANTIFYING RESULTS

The HECC will compare OOG award amounts and EFC limits for each year of the biennium with annual average cost of attendance and federal Pell EFC limits. It will also compare number of OOG recipients with prior year data. This POP would lead to an increase in awards to 15% of cost of attendance by fall 2020 and an increase in EFC limit to Pell levels by fall 2021.

This investment would have a positive impact on the following Key Performance Measures (KPMs): KPM 1 (Oregon High School Graduates Attending College); KPM 4 (Oregon Educational Attainment); KPM 5 (Community College Completion and Transfer Rate); KPM 6 (Racial/Ethnic Differences for Community College Completion and Transfer Rate); KPM 7 (Public University Graduation Rate); KPM 8 (Racial/Ethnic Diversity for Public University Graduation Rate); KPM 9 (Percentage of resident

STUDENT ASSISTANCE
OREGON OPPORTUNITY GRANT & SUPPORT

enrolled students who are incurring unaffordable costs); KPM 10 (Racial/Ethnic Differences in Percentage of Resident Students incurring Unaffordable Costs)

REVENUE SOURCE

None.

ESSENTIAL AND POLICY PACKAGE FISCAL IMPACT SUMMARY

Higher Education Coordinating Commission
 Pkg: 301 - Oregon Opportunity Grant & Support

Cross Reference Name: Student Assistance
 Cross Reference Number: 52500-109-00-00-00000

<i>Description</i>	General Fund	Lottery Funds	Other Funds	Federal Funds	Nonlimited Other Funds	Nonlimited Federal Funds	All Funds
Revenues							
General Fund Appropriation	-	-	-	-	-	-	-
Total Revenues	-	-	-	-	-	-	-
Special Payments							
Dist to Individuals	-	-	-	-	-	-	-
Total Special Payments	-	-	-	-	-	-	-
Total Expenditures							
Total Expenditures	-	-	-	-	-	-	-
Total Expenditures	-	-	-	-	-	-	-
Ending Balance							
Ending Balance	-	-	-	-	-	-	-
Total Ending Balance	-	-	-	-	-	-	-

STUDENT ASSISTANCE
NATIVE AMERICAN COLLEGE ACCESS GRANT

POLICY OPTION PACKAGE #305
Native American College Access (NACA) Grant

Agency Request Budget: \$28,000,000
Governor's Budget: Not Recommended

PURPOSE

As a result of historical experiences and government policy, many Native American people have had a life experience absent of an opportunity to attain a postsecondary credential. This Policy Option Package proposes the creation of a Native American College Access Grant (NSCA) to cover tuition expenses at Oregon-based community colleges, public universities, and private nonprofit 4-year institutions. Given the first-dollar nature of this grant, the lowest-income students will have full access to other federal and state aid to help cover costs of attendance beyond tuition expenses.

HOW ACHIEVED

As a demographic, Native American students are least likely to enroll, persist, and graduate from public colleges and universities in Oregon. Oregon has one of the lowest high school graduation rates in the country, and, of those who graduate, some of the most brilliant and talented are recruited by other states with financial packages and clear messages of support. Numerous states across the nation provide some form of postsecondary grants or tuition assistance to Native American people. For example, in an attempt to rectify broken treaties, Michigan has provided a tuition waiver to Native American students since 1976. The state of Maine offers to pay all tuition and mandatory university fees for eligible students.

Oregon's educational attainment and workforce goals cannot be met unless opportunities to earn postsecondary credentials are available to all of our communities. In an attempt to reflect a more inclusive, opportunity-rich state, the state of Oregon needs to expand opportunities to be more inclusive with respect to Native Americans. Tuition support for Native American people should be available not only to students living on reservations, but also to the significant number reside in urban areas -- the residence pattern being a direct consequence of Oregon's status as a Federal relocation site.

This Policy Option Package and a corresponding legislative concept propose a tuition assistance program be established, that would be based on the following criteria:

STUDENT ASSISTANCE

NATIVE AMERICAN COLLEGE ACCESS GRANT

- As a “first-dollar” grant program, the grant funds will be applied prior to any other state or federal financial aid.
- The grant will pay for the actual cost of tuition at Oregon community colleges and public universities. For students who elect to attend an Oregon-based private 4-year institution, the maximum grant is the actual cost of tuition the student would pay at the highest-cost public university in the state, as determined by the commission.
- Other state or federal grant funds the student receives will be available to cover remaining tuition and non-tuition costs, including fees, books and supplies, room and board, transportation, and other miscellaneous education-related expenses.
- The grant may be used to obtain a post-secondary credential.
- Modeled after a pipeline-plus program, the grant will be available to eligible Native American students who enroll in an eligible Oregon college or university within three years of completing an Oregon high school or a GED diploma (i.e., a pipeline-plus model).

STAFFING IMPACT

None.

QUANTIFYING RESULTS

To gauge the success of this POP, the HECC will compare the ratio of NACA grant recipients vs. the overall number of Native American students in Oregon postsecondary institutions. The HECC expects to see an increase number of grant recipients by fall 2020.

This investment would have a positive impact on the following Key Performance Measures (KPMs): KPM 1 (Oregon High School Graduates Attending College); KPM 4 (Oregon Educational Attainment); KPM 6 (Racial/Ethnic Differences for Community College Completion and Transfer Rate); KPM 7 (Public University Graduation Rate); KPM 8 (Racial/Ethnic Diversity for Public University Graduation Rate); KPM 10 (Racial/Ethnic Differences in Percentage of Resident Students incurring Unaffordable Costs).

REVENUE SOURCE

None.

ESSENTIAL AND POLICY PACKAGE FISCAL IMPACT SUMMARY

Higher Education Coordinating Commission
 Pkg: 305 - Native American College Access Grant

Cross Reference Name: Student Assistance
 Cross Reference Number: 52500-109-00-00-00000

<i>Description</i>	General Fund	Lottery Funds	Other Funds	Federal Funds	Nonlimited Other Funds	Nonlimited Federal Funds	All Funds
Revenues							
General Fund Appropriation	-	-	-	-	-	-	-
Total Revenues	-	-	-	-	-	-	-
Special Payments							
Dist to Individuals	-	-	-	-	-	-	-
Total Special Payments	-	-	-	-	-	-	-
Total Expenditures							
Total Expenditures	-	-	-	-	-	-	-
Total Expenditures	-	-	-	-	-	-	-
Ending Balance							
Ending Balance	-	-	-	-	-	-	-
Total Ending Balance	-	-	-	-	-	-	-

STUDENT ASSISTANCE
STUDENT CHILD CARE GRANT

POLICY OPTION PACKAGE #307
Student Child Care Grant

Agency Request Budget: \$1,021,099
Governor's Budget: Not Recommended

PURPOSE

Lack of quality child care is a significant barrier for student-parents who must often choose between paying for college or paying for child care. This Policy Option Package (POP) proposes doubling the current amount of financial support for the Oregon Student Child Care Grant Program, which will expand the program from serving 100 student-parents annual to serving 200 student-parents annually – a first step in a broader expansion of financial aid and support systems for adult learners.

HOW ACHIEVED

Adult learners face a number of challenges that make it more difficult for them to begin, continue, and successfully complete a certificate- or degree-granting postsecondary program. Most adult learners have to support themselves and their families at the same time as they are pursuing their postsecondary goals. Those who have children younger than middle-school age are also faced with the additional challenge of finding and paying for child care. Loss or lack of dependable child care ranks high among the reasons adult learners are often unable to remain continuously enrolled and earn a postsecondary certificate or degree on time, if at all.

The Oregon Student Child Care Grant Program was established to assist parents enrolled in postsecondary education obtain safe, dependable care that supports their children's development at the same time that it helps student-parents to complete their academic programs. The program was transferred from the Department of Human Services to Oregon Student Assistance Commission (OSAC, now the HECC Office of Student Access and Completion) in 2008, at the request of the Oregon Student Association. At the time of the transfer, the program's biennial budget was \$1M. However, because the program moved to OSAC after payments for the first quarter of the biennium had already been made, the amount of total funds that were included in the transfer were less than the full amount of the program's allocation for that academic year. The initial allocation was never made whole.

STUDENT ASSISTANCE
STUDENT CHILD CARE GRANT

The Oregon Student Child Care Grant program currently serves between 85 and 100 student-parents annually. Award amounts under this program vary by recipient, depending on ages and number of children needing care. Because funds are so limited for this grant program, OSAC is only able to serve about 20% of the more than 500 students who apply for the Student Child Care Grant each year. This Policy Option Package is a modest first step toward removing one of the major barriers that student-parents face as they try to continue their academic programs and earn a degree that will help them get a better-paying job and improve their family's circumstances.

This POP proposes doubling the current amount of financial support for the Oregon Student Child Care Grant Program, which will expand the program from serving 100 to serving 200 student-parents annually.

STAFFING IMPACT

No staffing is requested in this package.

QUANTIFYING RESULTS

This POP will allow the HECC to serve twice as many students each fiscal year, compared to previous biennium.

This investment would have a positive impact on the following Key Performance Measures (KPMs): KPM 4 (Oregon Educational Attainment); KPM 5 (Community College Completion and Transfer Rate); KPM 7 (Public University Graduation Rate); KPM 8 (Racial/Ethnic Diversity for Public University Graduation Rate); KPM 9 (Percentage of resident enrolled students who are incurring unaffordable costs); KPM 10 (Racial/Ethnic Differences in Percentage of Resident Students incurring Unaffordable Costs).

REVENUE SOURCE

None.

ESSENTIAL AND POLICY PACKAGE FISCAL IMPACT SUMMARY

Higher Education Coordinating Commission
 Pkg: 307 - Student Child Care Grant

Cross Reference Name: Student Assistance
 Cross Reference Number: 52500-109-00-00-00000

<i>Description</i>	General Fund	Lottery Funds	Other Funds	Federal Funds	Nonlimited Other Funds	Nonlimited Federal Funds	All Funds
Revenues							
General Fund Appropriation	-	-	-	-	-	-	-
Total Revenues	-	-	-	-	-	-	-
Special Payments							
Dist to Individuals	-	-	-	-	-	-	-
Total Special Payments	-	-	-	-	-	-	-
Total Expenditures							
Total Expenditures	-	-	-	-	-	-	-
Total Expenditures	-	-	-	-	-	-	-
Ending Balance							
Ending Balance	-	-	-	-	-	-	-
Total Ending Balance	-	-	-	-	-	-	-

STUDENT ASSISTANCE
OREGON PROMISE IMPROVEMENTS

POLICY OPTION PACKAGE #308

Oregon Promise Improvements

Agency Request Budget: \$3,844,307

Governor's Budget: Not Recommended

PURPOSE

This Policy Option Package (POP) serves three purposes: 1) it allows the current Oregon Promise minimum award amount of \$1,000 (currently set in statute) to rise with inflation; 2) it eliminates the mandatory \$50 per term co-pay, which is confusing to students and increases the administrative burden for community college financial aid offices; and 3) it funds an independent study to evaluate the success of the Promise program in encouraging student retention and completion.

HOW ACHIEVED

This POP aligns with two proposed changes to the Oregon Promise Grant addressed in a corresponding Legislative Concept. First, current statute allows for most award amounts to increase in relation to annual increases in average tuition charged by Oregon community colleges. However, the minimum award amount that the lowest-income students receive remains fixed at \$1,000 because it is set in statute and cannot be changed by administrative rule or other means. Each year as tuition and other college costs increase, the flat OPG award for lower-income students has a reduced impact on their ability to pay for college. HECC proposes that the \$1,000 minimum award amount be increased each academic year at the same rate as the Consumer Price Index (CPI). This change will prevent loss in purchasing power of the lowest income students who receive OPG funds by aligning increases in minimum awards with higher award amounts that increase annually with tuition costs.

The second proposed change is to eliminate the mandatory \$50 per term co-pay, which is confusing to students and increases the administrative burden for community college financial aid offices. Due to the way the co-pay is applied to authorized award amounts, most colleges must manually calculate the co-pay reductions for all part-time students. HECC and the community college financial aid offices have worked together to try to address this from an administrative standpoint, with little progress. The administrative burden has increased as the program has expanded from its pilot phase, to now serve multiple cohorts of students. Additionally, the original intent of creating the co-pay was for students to make their own financial contribution to their education.

STUDENT ASSISTANCE

OREGON PROMISE IMPROVEMENTS

In reality, students already pay for other costs of attendance such as fees, books, supplies, transportation, and room and board. Oregon Promise students also do not have a clear understanding of what the co-pay is or how it relates to their award, since they are not required to pay the \$50 co-pay directly.

STAFFING IMPACT

No staffing is requested in this package.

QUANTIFYING RESULTS

The HECC will compare minimum Oregon Promise Grant award amount increased by annual CPI to the percentage of annual tuition increases. It also plans to remove \$50/term copayment by fall 2020.

This investment would have a positive impact on the following Key Performance Measures (KPMs): KPM 1 (Oregon High School Graduates Attending College); KPM 4 (Oregon Educational Attainment); KPM 5 (Community College Completion and Transfer Rate); KPM 6 (Racial/Ethnic Differences for Community College Completion and Transfer Rate).

REVENUE SOURCE

None.

ESSENTIAL AND POLICY PACKAGE FISCAL IMPACT SUMMARY

Higher Education Coordinating Commission
 Pkg: 308 - Oregon Promise Improvements

Cross Reference Name: Student Assistance
 Cross Reference Number: 52500-109-00-00-000000

<i>Description</i>	General Fund	Lottery Funds	Other Funds	Federal Funds	Nonlimited Other Funds	Nonlimited Federal Funds	All Funds
Revenues							
General Fund Appropriation	-	-	-	-	-	-	-
Total Revenues	-	-	-	-	-	-	-
Special Payments							
Dist to Individuals	-	-	-	-	-	-	-
Total Special Payments	-	-	-	-	-	-	-
Total Expenditures							
Total Expenditures	-	-	-	-	-	-	-
Total Expenditures	-	-	-	-	-	-	-
Ending Balance							
Ending Balance	-	-	-	-	-	-	-
Total Ending Balance	-	-	-	-	-	-	-

WORKFORCE AND OTHER SPECIAL PAYMENTS

Description

Office of Workforce Investments

The Higher Education Coordinating Commission's Office of Workforce Investments (OWI) OWI is responsible for convening partnerships in the workforce system, supporting the Oregon Workforce and Talent Development Board (WTDB) as well as Local Workforce Development Boards (LWDBs) and implementing the Governor's vision and the WTDB (former OWIB) strategic plan. The OWI is a collaboration with the Oregon Employment Department (OED) and includes the Workforce Innovation and Opportunity Act (WIOA) Youth, Adult, Dislocated Worker and Federal Discretionary grants. The OWI also administers and staffs the Oregon Youth Conservation Corps (OYCC) and its Advisory Committee, the Oregon Volunteers and its Commission, and the STEM Investment Council.

A majority of funds that the Office of Workforce Investments administers provide direct services to Oregonians and Oregon businesses through a series of grants and contracts to LWDBs, non-profits and state agency partners.

Workforce Innovation and Opportunity Act (WIOA) - Title I

OWI is responsible for implementing both the strategic vision and operational portions of the WIOA state plan as required by federal law. Strategic vision is created through a business led process that includes the Governor's Office and the business majority led state workforce board. OWI contracts with the nine governor approved local boards to implement this vision through service delivery contracts that serve businesses, adults, dislocated workers and youth in all communities throughout the state.

OWI, along with our partners within other HECC Offices, at the Oregon Employment Department, Department of Human Services and local boards provide an integrated service delivery system to our customers. The purpose of the integration is to provide workforce activities that increase the employment, retention and earnings of participants as well as increasing access to skill development opportunities including occupational skills training when appropriate. This results in improving the quality of the workforce and enhancing the productivity and global competitiveness of Oregon as well as increasing wages, retention and advancement of Oregonians.

WIOA requires that these grants serve and prepare adults, youth and dislocated workers who are facing serious barriers to employment for participation in the labor force by providing job training and other services that will result in increased employment and earnings, increased educational and occupational skills, and decreased dependency on public support systems, thereby improving the quality of the workforce and increasing the competitiveness of Oregonians. WIOA also promotes the use of career pathways and sector partnerships to increase employment in in-demand industries and occupations.

WORKFORCE AND OTHER SPECIAL PAYMENTS

Adults and Dislocated Workers

Services to Adult and Dislocated worker customers include Basic and Individualized Career Services including job search and placement, initial assessment of skill levels, referrals to appropriate programs and services including supportive services, development of an individual employment plan, mentoring and career planning, short term training, internships or work experiences that are linked to careers.

Customers may also receive appropriate Training Services when deemed appropriate, provided through an eligible training provider and linked to in-demand occupations and careers. Emphasis is given to work based learning, on-the-job-training and apprenticeship opportunities.

Performance targets are established to achieve negotiated outcomes in the following areas:

- Employment after 2nd and 4th quarters after exit
- Median Earnings in the 2nd quarter after exit
- Credential attainment rate

Youth

Services provided for youth customers fall into two categories; in school youth (ages 14-21) and out of school youth (ages 16-24). Seventy-five percent of WIOA youth funding must serve out of school customers.

Youth programs must include the following elements:

- Financial literacy
- Entrepreneurial skills training
- Services that provide labor market and employment information in the local area
- Activities that help youth transition to postsecondary education and training
- Education offered concurrently with and in the same context as workforce preparation activities and training for a specific occupation or occupational cluster

Additionally, 20% of youth funding must be used for work experiences, such as summer and year-round employment, pre-apprenticeship, on-the-job training or internships and job shadowing.

Performance targets are established to achieve negotiated outcomes in the following areas:

WORKFORCE AND OTHER SPECIAL PAYMENTS

- Education or training activities or employment in the 2nd quarter after exit
- Education or training activities or employment in the 4th quarter after exit
- Credential attainment rate

These activities are supported by funds appropriated by the U.S. Department of Labor and can be spent only on these specific activities. Approximately \$95 million is anticipated for 2017-19. No match is required.

National Dislocated Worker Grants (DWGs)

Additional discretionary funding is also available through the WIOA in the form of National Dislocated Worker Grants (DWGs).

DWGs have 2 types of grant opportunities:

1. Economic Recovery
 - a. Layoffs- assisting dislocated workers affected by layoffs or closures
 - b. Dislocated Service Members- assisting dislocated workers affected by base closures or unit layoffs
 - c. Trade Impacted Workers- assisting dislocated workers affected by layoffs or closures that also are certified as affected by US Trade Agreements
2. Disaster Recovery
 - a. Emergencies and Disasters- assisting dislocated workers affected by loss of employment due to natural disasters

DETAIL OF LOTTERY FUNDS, OTHER FUNDS, AND FEDERAL FUNDS REVENUE

Higher Education Coordinating Commission
2019-21 Biennium

Agency Number: 52500
Cross Reference Number: 52500-110-00-00-00000

Source	2015-17 Actuals	2017-19 Leg Adopted Budget	2017-19 Leg Approved Budget	2019-21 Agency Request Budget	2019-21 Governor's Budget	2019-21 Leg. Adopted Audit
Other Funds						
Grants (Non-Fed)	-	664,784	664,784	2,657,607	2,657,607	-
Other Revenues	-	-	-	1,224,280	-	-
Tsfr From Education, Dept of	-	420,264	420,264	420,264	420,264	-
Total Other Funds	-	\$1,085,048	\$1,085,048	\$4,302,151	\$3,077,871	-
Federal Funds						
Federal Funds	-	99,470,153	99,470,153	104,411,185	104,411,185	-
Total Federal Funds	-	\$99,470,153	\$99,470,153	\$104,411,185	\$104,411,185	-
Nonlimited Federal Funds						
Federal Funds	-	18,968,831	18,968,831	19,689,647	19,689,647	-
Total Nonlimited Federal Funds	-	\$18,968,831	\$18,968,831	\$19,689,647	\$19,689,647	-

WORKFORCE AND OTHER SPECIAL PAYMENTS

ESSENTIAL PACKAGES

Essential Packages

The Essential Packages represent changes made to the 2017-19 budget that estimate the cost to continue current legislatively approved programs into the 2019-21 biennium.

Package 031: Standard Inflation and State Government Service Charges

The standard inflation factors is provided by the Department of Administrative Services as follows:

- Services and Supplies and Capital Outlay, by the standard 3.8 percent
- Non-state employee and Professional Services costs by the standard 4.2 percent
- Facilities rent by the standard 3.8 percent or adjusted to the Self Support rent rates
- Attorney General costs by the allowable 20.14 percent

Once applied, HECC experienced an increase of \$309,494 to General Fund, \$3,767,813 Federal Funds and \$40,551 Other Funds (3.8%).

Package 060: Technical Adjustments

This package transfers Special Payments associated with the Oregon Youth Conservation Corps from the HECC operations SCR to the Workforce and Other Special Payments SCR. Once applied, HECC experienced an increase of \$1,918,392 to Other Funds and \$1,713,219 to Federal Funds.

ESSENTIAL AND POLICY PACKAGE FISCAL IMPACT SUMMARY

Higher Education Coordinating Commission
 Pkg: 031 - Standard Inflation

Cross Reference Name: Workforce and Other Special Payments
 Cross Reference Number: 52500-110-00-000000

Description	General Fund	Lottery Funds	Other Funds	Federal Funds	Nonlimited Other Funds	Nonlimited Federal Funds	All Funds
Revenues							
General Fund Appropriation	309,494	-	-	-	-	-	309,494
Grants (Non-Fed)	-	-	-	-	-	-	-
Federal Funds	-	-	-	3,768,013	-	-	3,768,013
Total Revenues	\$309,494	-	-	-	\$3,768,013	-	\$4,077,507
Special Payments							
Dist to Counties	-	-	-	328	-	-	328
Dist to Other Gov Unit	-	-	-	2,583	-	-	2,583
Dist to Non-Gov Units	309,494	-	12,116	3,201,891	-	-	3,523,501
Dist to Comm College Districts	-	-	28,435	563,011	-	-	591,446
Total Special Payments	\$309,494	-	\$40,551	\$3,767,813	-	-	\$4,117,858
Total Expenditures							
Total Expenditures	309,494	-	40,551	3,767,813	-	-	4,117,858
Total Expenditures	\$309,494	-	\$40,551	\$3,767,813	-	-	\$4,117,858
Ending Balance							
Ending Balance	-	-	(40,551)	200	-	-	(40,351)
Total Ending Balance	-	-	(\$40,551)	\$200	-	-	(\$40,351)

Agency Request 2019-21 Biennium
Governor's Budget Page
Legislatively Adopted

Essential and Policy Package Fiscal Impact Summary - BPR013

ESSENTIAL AND POLICY PACKAGE FISCAL IMPACT SUMMARY

Higher Education Coordinating Commission
 Pkg: 060 - Technical Adjustments

Cross Reference Name: Workforce and Other Special Payments
 Cross Reference Number: 52500-110-00-000000

Description	General Fund	Lottery Funds	Other Funds	Federal Funds	Nonlimited Other Funds	Nonlimited Federal Funds	All Funds
Revenues							
Federal Funds	-	-	-	1,173,219	-	-	1,173,219
Total Revenues	-	-	-	\$1,173,219	-	-	\$1,173,219
Special Payments							
Dist to Counties	-	-	67,610	-	-	-	67,610
Dist to Other Gov Unit	-	-	100,325	916,072	-	-	1,016,397
Dist to Non-Gov Units	-	-	1,000,649	257,147	-	-	1,257,796
Dist to Local School Districts	-	-	714,696	-	-	-	714,696
Dist to Comm College Districts	-	-	35,112	-	-	-	35,112
Total Special Payments	-	-	\$1,918,392	\$1,173,219	-	-	\$3,091,611
Total Expenditures							
Total Expenditures	-	-	1,918,392	1,173,219	-	-	3,091,611
Total Expenditures	-	-	\$1,918,392	\$1,173,219	-	-	\$3,091,611
Ending Balance							
Ending Balance	-	-	(1,918,392)	-	-	-	(1,918,392)
Total Ending Balance	-	-	(\$1,918,392)	-	-	-	(\$1,918,392)

WORKFORCE & OTHER SPECIAL PAYMENTS

OREGON YOUTH EMPLOYMENT PROGRAM

POLICY OPTION PACKAGE #203

Oregon Youth Employment Program

Agency Request Budget: \$15,000,000

Governor's Budget: Not Recommended

PURPOSE

Oregon's economic competitiveness is fundamentally linked to a skilled workforce. However, thousands of youth are not finding opportunities to develop the academic and job skills they must have in order to contribute and succeed in today's changing global economy. The purpose of this Policy Option Package (POP) is to address the industry need for shortages in youth work experience and fund ORS 660.353.

Oregon business and industry leaders who provided input on statewide forums through the Workforce and Talent Development Board emphasized the critical need for young people to obtain career connected learning opportunities and in particular essential workplace skills. These skills include: showing up on time, working a complete shift, interacting with others, critical thinking, problem solving, teamwork, initiative, respect for the employer and co-workers and being drug free. When these skills are not learned at home or in the course of traditional education, they are most successfully taught in a hands-on environment through real work experience.

In order to address these shortages in youth work experiences (including internships, summer jobs, on-the-job training and pre-apprenticeships), the HECC's Office of Workforce Investments will collaborate with the state Workforce and Talent Development Board, Oregon's nine Local Workforce Development Boards (LWDBs) and the Oregon Youth Conservation Corps (OYCC) in order to provide meaningful work experience and workforce training for Oregonians between the ages of 16-24. Oregon has a history of very successful youth employment models including summer youth jobs and paid internships, but has not funded these opportunities since federal dollars were received during the Great Recession in 2009.

Package 203 will provide funding for Work Experiences that pay at least the minimum wage. A cost of \$4,500 per youth includes wages for an average of 6 weeks for 40 hours per week, including taxes and fringe as well as staff and educational support and administrative costs.

WORKFORCE & OTHER SPECIAL PAYMENTS OREGON YOUTH EMPLOYMENT PROGRAM

This is an average and depends on the approach and models utilized locally to meet community needs. In addition to the actual work experience, every youth must be provided with two opportunities to understand and be exposed to high demand and high wage career occupations and jobs to better make individual education and training decisions during their Work Experience. This exposure must equal a minimum of one full day of work.

HOW ACHIEVED

The resources will be distributed to the nine LWDBs and OYCC program grantees. The jobs will pay youth at least the Oregon minimum wage appropriate for their geographic location, and will also cover fringe, payroll processing, and related participant expenses (including additional case management or equipment expenses). Wherever possible, other Federal or Other funded programs will supplement this General Fund investment.

Programs will be modeled after existing proven work experience programs. Programs will be competency-based in their approach and include workforce and academic preparation. Youth will be required to demonstrate skills along a continuum of career readiness. Funded programs will be required to include exposure to in-demand occupations with particular emphasis on targeted sectors and pre-apprenticeship opportunities.

This package will provide work experiences for youth ages 16 to 24 in each of Oregon's 36 counties. Work experiences will include youth recruitment, preparation and support, recruitment and involvement of employers, matching youth to appropriate work sites, assessing youth progress, program evaluation and modification. The program participants will be provided with case management and support services, and local boards/grantees will collect data and ensure the identification and dissemination of the most promising practices.

STAFFING IMPACTS

None.

QUANTIFY RESULTS

WORKFORCE & OTHER SPECIAL PAYMENTS

OREGON YOUTH EMPLOYMENT PROGRAM

By providing funding for the Oregon Youth Employment Program, at risk Oregonians ages 16-24 will have the opportunity to develop essential workplace skills which will set them up for future success with employment. At risk youth include young Oregonians in rural communities, communities of color and those experiencing generational poverty. This can be measured by the: number of work experiences, hours worked, wages earned and job retention or entry into education as appropriate. Additionally, participants will receive certification in Work Readiness and potentially other industry recognized credentials. Some of these will result in high school or college credit depending on local relationships with institutions.

REVENUE SOURCE

None.

ESSENTIAL AND POLICY PACKAGE FISCAL IMPACT SUMMARY

Higher Education Coordinating Commission
 Pkg: 203 - Oregon Youth Employment Program

Cross Reference Name: Workforce and Other Special Payments
 Cross Reference Number: 52500-110-00-00000

<i>Description</i>	General Fund	Lottery Funds	Other Funds	Federal Funds	Nonlimited Other Funds	Nonlimited Federal Funds	All Funds
Revenues							
General Fund Appropriation	-	-	-	-	-	-	-
Total Revenues	-	-	-	-	-	-	-
Special Payments							
Dist to Non-Profit Organizations	-	-	-	-	-	-	-
Total Special Payments	-	-	-	-	-	-	-
Total Expenditures							
Total Expenditures	-	-	-	-	-	-	-
Total Expenditures	-	-	-	-	-	-	-
Ending Balance							
Ending Balance	-	-	-	-	-	-	-
Total Ending Balance	-	-	-	-	-	-	-

WORKFORCE AND OTHER SPECIAL PAYMENTS

WTDB INNOVATION GRANTS

POLICY OPTION PACKAGE #208

Workforce and Talent Development Board (WTDB) Grants

Agency Request Budget: \$3,000,000
Governor's Budget: Not Recommended

PURPOSE

During the 2017-19 Legislative Session, HB 3437 created the State Workforce and Talent Development Board becomes the core advisor for the interconnection and alignment of education, training and workforce development. Legislation also identified new duties and responsibilities including the creation of a biennial strategic Talent Assessment and Plan and the support and funding of strategic and innovative projects to support the findings in the plan.

The 2018 Talent Assessment identified a shortage of qualified candidates with required occupational skills with an emphasis on the need for critical thinking, problem solving and interpersonal skills. Businesses also indicated that they were increasingly recruiting talent from out of state to meet their needs.

In order to meet these identified gaps in existing Oregonians' skills and business and industry need, the WTDB is required to fund proposals to provide education, training, and work experience opportunities.

HOW ACHIEVED

The resources in this Policy Option Package (POP) will be distributed competitively to local workforce boards, education and training providers, businesses, industry partnerships or consortia of partners and will prioritize projects resulting in measurable skill development including skill upgrades, retraining and occupational skills training leading to industry-recognized and post-secondary credentials through an accredited postsecondary institution.

Projects can pay for wages, benefits, support services, tuition, fees and supplies. Priority will be given to projects serving Oregonians who are identified as low income as defined by the US Department of Labor including recipients of Supplemental Nutrition Assistance Program (SNAP) and Temporary Assistance for Needy Families (TANF); participants who are traditionally underserved

WORKFORCE AND OTHER SPECIAL PAYMENTS

WTDB INNOVATION GRANTS

including, but not limited to communities of color; projects serving rural areas and projects that develop effective (validated through employer assessment, feedback and data) essential employability skills solutions.

Grants will be between \$50,000 and \$300,000 and sustainability of the investment through other means must be demonstrated. Preference will be given to projects that leverage resources long term to reduce duplication of services (this can include cross-regional projects that reduce administration).

STAFFING IMPACTS

This package does not require additional staffing within the Higher Education Coordinating Commission.

QUANTIFY RESULTS

In addition to the projects being strategically aligned to the Talent Plan and innovative in nature, the results of these resources will be measured by assuring that the project supports goals in the local or regional strategic plan and is not the same programming that currently exists and that the education and training is focused on acquisition of in-demand skills and credentials identified and prioritized by the sector partnership.

Additionally, projects must demonstrate a connection to career connected learning: including internships, apprenticeships, on-the-job training and, other work-based strategies. Overall impact will be measured through the number of credentials received, wages earned and customer satisfaction.

REVENUE SOURCE

None.

ESSENTIAL AND POLICY PACKAGE FISCAL IMPACT SUMMARY

Higher Education Coordinating Commission
 Pkg: 208 - Workforce & Talent Devel Board Grants

Cross Reference Name: Workforce and Other Special Payments
 Cross Reference Number: 52500-110-00-00-00000

Description	General Fund	Lottery Funds	Other Funds	Federal Funds	Nonlimited Other Funds	Nonlimited Federal Funds	All Funds
Revenues							
General Fund Appropriation	-	-	-	-	-	-	-
Total Revenues	-	-	-	-	-	-	-
Special Payments							
Dist to Non-Profit Organizations	-	-	-	-	-	-	-
Total Special Payments	-	-	-	-	-	-	-
Total Expenditures							
Total Expenditures	-	-	-	-	-	-	-
Total Expenditures	-	-	-	-	-	-	-
Ending Balance							
Ending Balance	-	-	-	-	-	-	-
Total Ending Balance	-	-	-	-	-	-	-

WORKFORCE AND OTHER SPECIAL PAYMENTS

WORKFORCE GENERAL FUNDS

POLICY OPTION PACKAGE #210

State Match for Federal Workforce Funds

Agency Request Budget: \$4,100,000

Governor's Budget: \$4,100,000

PURPOSE

The purpose of this package is to restore General Funds for Statewide Workforce Initiatives to 2015-17 levels. Policy Option Package 210 provides adequate funding for Local Workforce Development Boards (LWDB) in order to convene partners in local communities to align and leverage resources within the Talent Marketplace, assuring that business and industry have the skilled workforce they need and individual Oregonians receive the skills they need in order to sustain their families and help their communities prosper.

HOW ACHIEVED

The resources will be distributed to the nine LWDBs. Funds will be utilized in three main categories:

- Local Competitiveness Strategies are intended to assist in supporting boards as they effectively manage programs and business engagement. General Funds in the form of Local Competitiveness Strategies are a mechanism available to help with financial stability and operations to maintain board sustainability as well as federally required responsibilities to convene partners, broker training services and maximize resources.
- Work Experiences are critical in order to teach individuals how 'work works'. This is the number one gap business and industry indicate keeps them from hiring more Oregonians and growing their businesses. Half of all Work Experience funds must be used for On-the-Job Training (formerly Back to Work Oregon) and the other half can be used for other work experience or training programs including customized training, incumbent worker training, apprenticeship related training and work experience or internship programs. The utilization of these funds is analyzed mid-biennium and funds may be redistributed based on performance. Work Experiences are averaged at \$4,500 per experience.
- Industry Engagement includes the successful employer driven and community driven strategies that are identified collectively. LWDBs play a critical role in convening partnerships and creating innovative strategies to move individual businesses, but also entire industries forward.

WORKFORCE AND OTHER SPECIAL PAYMENTS

WORKFORCE GENERAL FUNDS

STAFFING IMPACTS

None.

QUANTIFY RESULTS

By providing sufficient support for General Funded Workforce Programs in Oregon, resources will be measured by:

LWDB's Implementation of the WorkSource Operational Standards; identified gaps as identified in Local Board Assessments with clear deliverables towards progress on areas for improvement and a written business engagement plan.

On-the-Job Training (OJTs) will include participants from the following traditionally underserved populations; Oregonians receiving public assistance, living in rural communities and from communities of color. OJTs will be targeted in growth and high wage occupations as identified by the LWDB.

Half of all participants will earn a National Career Readiness Certificate, a nationally normed and administered high stakes test that measures an individual's skills in Applied Mathematics, Applied Reading and Graphic Literacy.

These funds require a 1:1 service match with non-General Fund dollars. Funds can be used for a broader range of activities and will be measured by the number of customized, incumbent worker and apprenticeship related trainings or first job, internship or other work experience.

Deliverables and pay points for Industry Engagement will be identified to include updated targeted industry sectors by name and NAICS code, industry sector partnership action plans developed in consultation with the industry partners and successful completion of at least three strategies for each partnership paid for by these funds.

REVENUE SOURCE

None.

2019-2021 Budget

Governor's Budget

ESSENTIAL AND POLICY PACKAGE FISCAL IMPACT SUMMARY

Higher Education Coordinating Commission
 Pkg: 210 - State Match for Federal Workforce Funds

Cross Reference Name: Workforce and Other Special Payments
 Cross Reference Number: 52500-110-00-00000

Description	General Fund	Lottery Funds	Other Funds	Federal Funds	Nonlimited Other Funds	Nonlimited Federal Funds	All Funds
Revenues							
General Fund Appropriation	4,100,000	-	-	-	-	-	4,100,000
Total Revenues	\$4,100,000	-	-	-	-	-	\$4,100,000
Special Payments							
Dist to Non-Gov Units	4,100,000	-	-	-	-	-	4,100,000
Total Special Payments	\$4,100,000	-	-	-	-	-	\$4,100,000
Total Expenditures							
Total Expenditures	4,100,000	-	-	-	-	-	4,100,000
Total Expenditures	\$4,100,000	-	-	-	-	-	\$4,100,000
Ending Balance							
Ending Balance	-	-	-	-	-	-	-
Total Ending Balance	-	-	-	-	-	-	-

WORKFORCE & OTHER SPECIAL PAYMENTS

EXPANDED OYCC TRAINING PROGRAMS

POLICY OPTION PACKAGE #211

Expanded Oregon Youth Conservation Corps (OYCC) Training Programs

Agency Request Budget: \$1,224,280

Governor's Budget: Not Recommended

PURPOSE

This package increases funding for the OYCC Summer Conservation Corps (SCC) across the state (ORS 320.005-320.150). Current revenues for the state program come primarily from the Oregon Lottery's Amusement Device Tax (ADT; Other Funds).

Oregon Youth Conservation Corps was established by the 1987 Legislature for the purpose of providing education, training, and employment opportunities for disadvantaged and at-risk youth ages 13 through 24. OYCC has an advisory committee consisting of nine members equally representing the appointing authorities of the Governor, Speaker of the House, and President of the Senate.

The program purpose is to improve work skills, instill work ethic, increase employability, improve school completion and to protect, conserve, rehabilitate and improve the natural, historical and cultural resources of Oregon. Projects are created through partnerships with federal, state and local governments as well as private and non-profit entities.

OYCC youth are served throughout Oregon as part of the Summer Conservation Corps (SCC) and the school year Community Stewardship Corps (CSC) programs. OYCC aims to have at least one SCC program in each of Oregon's 36 counties. Projects include: trail construction and maintenance, landscaping, planting, wetland/bank/stream restoration, invasive species removal, construction, gardening/greenhouse, boat ramp repair and maintenance and signage repair and replacement.

Due to the nature of the ADT funding, OYCC programs have been flat funded. Each summer, funding limitations keep half of OYCC SCC applicants from being hired. With the increases in wages and other associated costs, this means there has been a steady decline in the number of young people served.

HOW ACHIEVED

2019-2021 Biennium

Governor's Budget

WORKFORCE & OTHER SPECIAL PAYMENTS

EXPANDED OYCC TRAINING PROGRAMS

The package will provide opportunities for an additional 218 young people to participate in the OYCC SCC program during the 19-21 biennium.

The goal of an OYCC crew in all 36 counties in the state as well as crews with the nine Tribal Nations could be achieved. Currently only 30 crews are being funded and this would allow for additional crews over both summers of the biennium.

STAFFING IMPACTS

None.

QUANTIFY RESULTS

By providing funding for OYCC's SCC program, at-risk Oregonians ages 13-24 will have the opportunity to develop essential workplace skills, which will set them up for future success with employment. At-risk youth include young Oregonians in rural communities, communities of color and those experiencing generational poverty.

This can be measured by the: number of work experiences, hours worked, wages earned and job retention or entry into education as appropriate.

Additionally, participants will receive certification in Work Readiness. Some of these will result in high school or college credit depending on local relationships with institutions.

Additionally, participants receive follow up surveys that in the past have reported that their experience with OYCC increased their: work skills, interest in further education and/or job training, understanding of environmental issues, and ability to cooperate in a team, work with others and learn from their mistakes.

REVENUE SOURCE

None.

ESSENTIAL AND POLICY PACKAGE FISCAL IMPACT SUMMARY

Higher Education Coordinating Commission
 Pkg: 211 - Expanded OYCC Training Programs

Cross Reference Name: Workforce and Other Special Payments
 Cross Reference Number: 52500-110-00-000000

Description	General Fund	Lottery Funds	Other Funds	Federal Funds	Nonlimited Other Funds	Nonlimited Federal Funds	All Funds
Revenues							
Other Revenues	-	-	-	-	-	-	-
Total Revenues	-	-	-	-	-	-	-
Special Payments							
Dist to Non-Gov Units	-	-	-	-	-	-	-
Dist to Local School Districts	-	-	-	-	-	-	-
Total Special Payments	-	-	-	-	-	-	-
Total Expenditures							
Total Expenditures	-	-	-	-	-	-	-
Total Expenditures	-	-	-	-	-	-	-
Ending Balance							
Ending Balance	-	-	-	-	-	-	-
Total Ending Balance	-	-	-	-	-	-	-

SPORTS ACTION LOTTERY

Description

The Sports Action Lottery program provides lottery funds to support athletic programs and student scholarships. As outlined in ORS 461.543, 88% of all available funding shall be spent to fund athletic programs, of which 70% shall be for non-revenue producing sports, 30% for revenue producing sports and at least 50% for women's athletics. The remaining 12% of funding shall be spent on scholarships, equally split between scholarships based on merit and financial need. Although ORS 461.543(4) calls for an amount equal to 1% of the Administrative Services Economic Development Fund to be allocated to Sports Lottery, the funding level and allocation between universities has been set by the Oregon Legislature in recent biennia.

DETAIL OF LOTTERY FUNDS, OTHER FUNDS, AND FEDERAL FUNDS REVENUE

Higher Education Coordinating Commission
2019-21 Biennium

Agency Number: 52500
Cross Reference Number: 52500-112-00-00-00000

Source	2015-17 Actuals	2017-19 Leg Adopted Budget	2017-19 Leg Approved Budget	2019-21 Agency Request Budget	2019-21 Governor's Budget	2019-21 Leg. Adopted Audit
Lottery Funds						
Tsfr From Administrative Svcs	-	8,240,000	8,240,000	14,099,809	-	-
Total Lottery Funds	-	\$8,240,000	\$8,240,000	\$14,099,809	-	-

SPORTS LOTTERY
ESSENTIAL PACKAGES

Essential Packages

The Essential Packages represent changes made to the 2017-19 budget that estimate the cost to continue current legislatively approved programs into the 2019-21 biennium.

Package 021: Phase in

Based on the March 2018 Oregon Economic forecast this package phases in additional Lottery funds available to the Sports Lottery program, per ORS 461.534(4).

Once applied, HECC experienced an increase of \$5,859,809 to General Fund

ESSENTIAL AND POLICY PACKAGE FISCAL IMPACT SUMMARY

Higher Education Coordinating Commission
 Pkg: 021 - Phase - In

Cross Reference Name: Sports Lottery
 Cross Reference Number: 52500-112-00-00-000000

<i>Description</i>	General Fund	Lottery Funds	Other Funds	Federal Funds	Nonlimited Other Funds	Nonlimited Federal Funds	All Funds
Revenues							
Tsfr From Administrative Svcs	-	5,859,809	-	-	-	-	5,859,809
Total Revenues	-	\$5,859,809	-	-	-	-	\$5,859,809
Special Payments							
Spc Pmt to Public Universities	-	-	-	-	-	-	-
Other Special Payments	-	5,859,809	-	-	-	-	5,859,809
Total Special Payments	-	\$5,859,809	-	-	-	-	\$5,859,809
Total Expenditures							
Total Expenditures	-	5,859,809	-	-	-	-	5,859,809
Total Expenditures	-	\$5,859,809	-	-	-	-	\$5,859,809
Ending Balance							
Ending Balance	-	-	-	-	-	-	-
Total Ending Balance	-	-	-	-	-	-	-

ESSENTIAL AND POLICY PACKAGE FISCAL IMPACT SUMMARY

Higher Education Coordinating Commission
 Pkg: 031 - Standard Inflation

Cross Reference Name: Sports Lottery
 Cross Reference Number: 52500-112-00-00-00000

<i>Description</i>	General Fund	Lottery Funds	Other Funds	Federal Funds	Nonlimited Other Funds	Nonlimited Federal Funds	All Funds
Special Payments							
Other Special Payments	-	-	-	-	-	-	-
Total Special Payments	-	-	-	-	-	-	-
Total Expenditures							
Total Expenditures	-	-	-	-	-	-	-
Total Expenditures	-	-	-	-	-	-	-
Ending Balance							
Ending Balance	-	-	-	-	-	-	-
Total Ending Balance	-	-	-	-	-	-	-

SPORTS LOTTERY
ANALYST ADJUSTMENTS

POLICY OPTION PACKAGE #090
Analyst Adjustments

Agency Request Budget: None
Governor's Budget: \$(-\$14,099,809)

PURPOSE

Due to revenue constraints, this package reduces the Sports Lottery program by 6 percent (\$4.9 million Lottery Funds), and transfers the remainder \$9.2 million of Lottery Funds to the Oregon Opportunity Grant program to fund need based scholarships. This package represents a total of \$14.1 million Lottery Funds reduction to the Sports Lottery program, essentially leaving this program unfunded in the 2019-21 biennium.

This reduction will eliminate state funds for intercollegiate athletics (creating a negative impact for smaller regional universities that do not have revenue producing sports programs). When distributed, the Sport Lottery is also a primary source of funding for campuses to meet Title IX requirements for equitable funding of women's athletics.

Once applied, HECC experienced a decrease of (\$14,099,809) to General Fund.

REVENUE SOURCE

General Fund (\$14,099,809)

ESSENTIAL AND POLICY PACKAGE FISCAL IMPACT SUMMARY

Higher Education Coordinating Commission
 Pkg: 090 - Analyst Adjustments

Cross Reference Name: Sports Lottery
 Cross Reference Number: 52500-112-00-00-00000

Description	General Fund	Lottery Funds	Other Funds	Federal Funds	Nonlimited Other Funds	Nonlimited Federal Funds	All Funds
Revenues							
Tsfr From Administrative Svcs	-	(14,099,809)	-	-	-	-	(14,099,809)
Total Revenues	-	(\$14,099,809)	-	-	-	-	(\$14,099,809)
Special Payments							
Other Special Payments	-	(14,099,809)	-	-	-	-	(14,099,809)
Total Special Payments	-	(\$14,099,809)	-	-	-	-	(\$14,099,809)
Total Expenditures							
Total Expenditures	-	(14,099,809)	-	-	-	-	(14,099,809)
Total Expenditures	-	(\$14,099,809)	-	-	-	-	(\$14,099,809)
Ending Balance							
Ending Balance	-	-	-	-	-	-	-
Total Ending Balance	-	-	-	-	-	-	-

2019-2021 BUDGET NARRATIVE

This page has been left blank intentionally

PUBLIC UNIVERSITY DEBT SERVICE

Description

The debt service program includes all long-term debt obligations of Oregon public universities to pay primarily for capital construction projects. These include debt paid by state appropriations and revenue generated by self-supporting programs such as gifts, grants or student building fees.

DETAIL OF LOTTERY FUNDS, OTHER FUNDS, AND FEDERAL FUNDS REVENUE

Higher Education Coordinating Commission
2019-21 Biennium

Agency Number: 52500
Cross Reference Number: 52500-113-00-00-00000

Source	2015-17 Actuals	2017-19 Leg Adopted Budget	2017-19 Leg Approved Budget	2019-21 Agency Request Budget	2019-21 Governor's Budget	2019-21 Leg. Adopted Audit
Lottery Funds						
Tsfr From Administrative Svcs	-	31,806,328	31,806,328	34,519,205	34,519,205	-
Total Lottery Funds	-	\$31,806,328	\$31,806,328	\$34,519,205	\$34,519,205	-
Other Funds						
Other Revenues	-	900,000	3,140,132	-	-	-
Total Other Funds	-	\$900,000	\$3,140,132	-	-	-
Nonlimited Other Funds						
Other Revenues	-	216,832,748	216,832,748	210,198,941	203,917,130	-
Total Nonlimited Other Funds	-	\$216,832,748	\$216,832,748	\$210,198,941	\$203,917,130	-
Nonlimited Federal Funds						
Federal Funds	-	4,587,374	4,587,374	4,597,230	4,597,230	-
Total Nonlimited Federal Funds	-	\$4,587,374	\$4,587,374	\$4,597,230	\$4,597,230	-

PUBLIC UNIVERSITY DEBT SERVICE ESSENTIAL PACKAGES

Essential Packages

The Essential Packages represent changes made to the 2017-19 budget that estimate the cost to continue current legislatively approved programs into the 2019-21 biennium.

Package 022: Phase out

This package phases out special payments for debt service on the Small Scale Energy Loan Program to arrive at the debt payments necessary for the 2019-2021 biennium.

Once applied, HECC experienced a decrease of (\$259,485).

Package 031: Standard Inflation and State Government Service Charges

The standard inflation factors is provided by the Department of Administrative Services as follows:

- Services and Supplies and Capital Outlay, by the standard 3.8 percent
- Non-state employee and Professional Services costs by the standard 4.2 percent
- Facilities rent by the standard 3.8 percent or adjusted to the Self Support rent rates
- Attorney General costs by the allowable 20.14 percent

In this structure, the amount is the increase in the State government Service Charge related to State Treasury management of debt service accounts.

Once applied, HECC experienced an increase of \$734,833 to General Fund.

ESSENTIAL AND POLICY PACKAGE FISCAL IMPACT SUMMARY

Higher Education Coordinating Commission
 Pkg: 022 - Phase-out Pgm & One-time Costs

Cross Reference Name: Public University Debt Service
 Cross Reference Number: 52500-113-00-00000

<i>Description</i>	General Fund	Lottery Funds	Other Funds	Federal Funds	Nonlimited Other Funds	Nonlimited Federal Funds	All Funds
Revenues							
General Fund Appropriation	(259,485)	-	-	-	-	-	(259,485)
Total Revenues	(\$259,485)	-	-	-	-	-	(\$259,485)
Special Payments							
Loan Repaid To State Agencies	(259,485)	-	-	-	-	-	(259,485)
Total Special Payments	(\$259,485)	-	-	-	-	-	(\$259,485)
Total Expenditures							
Total Expenditures	(259,485)	-	-	-	-	-	(259,485)
Total Expenditures	(\$259,485)	-	-	-	-	-	(\$259,485)
Ending Balance							
Ending Balance	-	-	-	-	-	-	-
Total Ending Balance	-	-	-	-	-	-	-

ESSENTIAL AND POLICY PACKAGE FISCAL IMPACT SUMMARY

Higher Education Coordinating Commission
 Pkg: 031 - Standard Inflation

Cross Reference Name: Public University Debt Service
 Cross Reference Number: 52500-113-00-00-00000

<i>Description</i>	General Fund	Lottery Funds	Other Funds	Federal Funds	Nonlimited Other Funds	Nonlimited Federal Funds	All Funds
Revenues							
General Fund Appropriation	734,833	-	-	-	-	-	734,833
Total Revenues	\$734,833	-	-	-	-	-	\$734,833
Services & Supplies							
State Gov. Service Charges	734,833	-	-	-	-	-	734,833
Total Services & Supplies	\$734,833	-	-	-	-	-	\$734,833
Special Payments							
Loan Repaid To State Agencies	-	-	-	-	-	-	-
Total Special Payments	-	-	-	-	-	-	-
Total Expenditures							
Total Expenditures	734,833	-	-	-	-	-	734,833
Total Expenditures	\$734,833	-	-	-	-	-	\$734,833
Ending Balance							
Ending Balance	-	-	-	-	-	-	-
Total Ending Balance	-	-	-	-	-	-	-

**PUBLIC UNIVERSITY DEBT SERVICE
EOU – NEW RESIDENCE HALL**

POLICY OPTION PACKAGE #400
Eastern Oregon University – New Residence Hall

Agency Request Budget: None
Governor’s Budget: Recommended as Modified

PURPOSE

Eastern Oregon University proposes a new residence hall to support the recently developed “Strategic Plan Framework” which sets aggressive enrollment growth targets for EOU. A meaningful portion of this growth will be in first-year students and will mitigate current capacity concerns for on campus student housing.

STAFFING IMPACT

None.

REVENUE SOURCE

The project is approved in the budget for the last sale of the biennium, therefore no debt service will accrue in 2019-2021

PUBLIC UNIVERSITY DEBT SERVICE
PSU – 12TH AND MARKET RESIDENCE HALL

Policy Option Package #401
Portland State University – 12th and Market Residence Hall

Agency Request Budget: \$4,842,628
Governor's Budget: Recommended as Modified

PURPOSE

PSU proposes to construct a 7-story housing building with approximately 450 beds and 11,000 sq. ft. for dining services. The proposed building is to be constructed on a 38,000 sq. ft. vacant parcel in the northwest portion of campus on the corner of SW 12th and Market.

STAFFING IMPACT

None.

REVENUE SOURCE

The project is approved in the budget for the last sale of the biennium, therefore no debt service will accrue in 2019-2021.

ESSENTIAL AND POLICY PACKAGE FISCAL IMPACT SUMMARY

Higher Education Coordinating Commission
 Pkg: 401 - PSU-12th & Market Residence Hal

Cross Reference Name: Public University Debt Service
 Cross Reference Number: 52500-113-00-00-000000

<i>Description</i>	General Fund	Lottery Funds	Other Funds	Federal Funds	Nonlimited Other Funds	Nonlimited Federal Funds	All Funds
Revenues							
Other Revenues	-	-	-	-	-	-	-
Total Revenues	-	-	-	-	-	-	-
Debt Service							
Principal - Bonds	-	-	-	-	-	-	-
Interest - Bonds	-	-	-	-	-	-	-
Total Debt Service	-	-	-	-	-	-	-
Total Expenditures							
Total Expenditures	-	-	-	-	-	-	-
Total Expenditures	-	-	-	-	-	-	-
Ending Balance							
Ending Balance	-	-	-	-	-	-	-
Total Ending Balance	-	-	-	-	-	-	-

PUBLIC UNIVERSITY DEBT SERVICE
UNIVERSITY CENTER BLDG LAND PURCHASE

Policy Option Package #402
Portland State University – University Center Building and Land Purchase
2019-2021 Budget

Agency Request Budget: \$1,333,794
Governor's Budget: Recommended as Modified

PURPOSE

PSU proposes \$15M purchase of the 185,389 sq. ft. University Center Building. The purchase of the land allows for long-term use of the block by PSU, allows for greater investment in the facility which needs significant improvements and saves the university money starting in the first year after the land is acquired.

STAFFING IMPACT

None.

REVENUE SOURCE

The project is approved in the budget for the last sale of the biennium, therefore no debt service will accrue in 2019-2021.

ESSENTIAL AND POLICY PACKAGE FISCAL IMPACT SUMMARY

Higher Education Coordinating Commission
 Pkg: 402 - PSU-University Center Bldg Land Purchase

Cross Reference Name: Public University Debt Service
 Cross Reference Number: 52500-113-00-00-00000

<i>Description</i>	General Fund	Lottery Funds	Other Funds	Federal Funds	Nonlimited Other Funds	Nonlimited Federal Funds	All Funds
Revenues							
Other Revenues	-	-	-	-	-	-	-
Total Revenues	-	-	-	-	-	-	-
Debt Service							
Principal - Bonds	-	-	-	-	-	-	-
Interest - Bonds	-	-	-	-	-	-	-
Total Debt Service	-	-	-	-	-	-	-
Total Expenditures							
Total Expenditures	-	-	-	-	-	-	-
Total Expenditures	-	-	-	-	-	-	-
Ending Balance							
Ending Balance	-	-	-	-	-	-	-
Total Ending Balance	-	-	-	-	-	-	-

PUBLIC UNIVERSITY DEBT SERVICE
VALSETZ DINING/AUX SERVICES

Policy Option Package #403
Western Oregon University – Valsetz Dining/Auxiliary Services

Agency Request Budget: \$105,389
Governor’s Budget: Recommended as Modified

PURPOSE

WOU proposes a renovation of Valsetz Dining Hall. Valsetz serves the entire campus population and primarily feeds the Student Dorm population averages 2,700 meals per day. This project redesigns food service areas for maximum efficiency.

STAFFING IMPACT

None.

REVENUE SOURCE

The project is approved in the budget for the last sale of the biennium, therefore no debt service will accrue in 2019-2021.

ESSENTIAL AND POLICY PACKAGE FISCAL IMPACT SUMMARY

Higher Education Coordinating Commission
 Pkg: 403 - WOU-Valsetz Dining / Aux Services

Cross Reference Name: Public University Debt Service
 Cross Reference Number: 52500-113-00-00-000000

Description	General Fund	Lottery Funds	Other Funds	Federal Funds	Nonlimited Other Funds	Nonlimited Federal Funds	All Funds
Revenues							
Other Revenues	-	-	-	-	-	-	-
Total Revenues	-	-	-	-	-	-	-
Debt Service							
Interest - Bonds	-	-	-	-	-	-	-
Total Debt Service	-	-	-	-	-	-	-
Total Expenditures							
Total Expenditures	-	-	-	-	-	-	-
Total Expenditures	-	-	-	-	-	-	-
Ending Balance							
Ending Balance	-	-	-	-	-	-	-
Total Ending Balance	-	-	-	-	-	-	-

PUBLIC UNIVERSITY DEBT SERVICE
OIT – BOIVIN HALL REHAB/INFRASTRUCTURE IMPROVE

Policy Option Package #407
Oregon Institute of Technology – Boivin Hall Rehabilitation and Infrastructure Improvement

Agency Request Budget: \$635,701
Governor’s Budget: Not Recommended

PURPOSE

Boivin Hall is a 47,400 sq. ft. single story concrete and steel structure with a partial basement constructed in 1976. Since construction the building has seen few major upgrades, the last one being mechanical systems nearly 20 years ago. Boivin Hall has many end of life, antiquated, inadequate or unsafe major subsystems. The building in many ways Oregon Tech’s “front door” and is the first building seen by visitors, students and community members when approaching campus.

This project includes a complete overhaul of Boivin Hall, including seismic retrofit, mechanical, electrical and plumbing (MEP) replacement, building envelope replacement, foundation repair, classroom remodel and modernization to the building proper as well as the redesign and improvement of surrounding areas including ADA accessibility and necessary traffic infrastructure to support growth and traffic at the entrance of the Klamath Falls campus, where Boivin Hall sits.

This package request debt service for new capital projects. Capital and Bon related projects are not being recommended during the Analyst Recommended Budget phase as decision will be through the agency appeal process.

STAFFING IMPACT

None.

REVENUE SOURCE

None.

ESSENTIAL AND POLICY PACKAGE FISCAL IMPACT SUMMARY

Higher Education Coordinating Commission
 Pkg: 407 - OIT-Boivin Hall Rehab/Infrastructure Improve

Cross Reference Name: Public University Debt Service
 Cross Reference Number: 52500-113-00-000000

<i>Description</i>	General Fund	Lottery Funds	Other Funds	Federal Funds	Nonlimited Other Funds	Nonlimited Federal Funds	All Funds
Revenues							
General Fund Appropriation	-	-	-	-	-	-	-
Total Revenues	-	-	-	-	-	-	-
Debt Service							
Principal - Bonds	-	-	-	-	-	-	-
Interest - Bonds	-	-	-	-	-	-	-
Total Debt Service	-	-	-	-	-	-	-
Total Expenditures							
Total Expenditures	-	-	-	-	-	-	-
Total Expenditures	-	-	-	-	-	-	-
Ending Balance							
Ending Balance	-	-	-	-	-	-	-
Total Ending Balance	-	-	-	-	-	-	-

**PUBLIC UNIVERSITY DEBT SERVICE
OSU – CORDLEY HALL – PHASE II**

**Policy Option Package #408
Oregon State University – Cordley Hall – Phase II**

**Agency Request Budget: \$1,045,367
Governor’s Budget: Not Recommended**

PURPOSE

The Cordley Hall renovation project will transform an aged and over-worn facility, which was designed for research as it was conducted over fifty years ago, into a modern and forward thinking research and education building. Cordley Hall is the home of two large departments that are central to the biological sciences at OSU, Integrative Biology (IB) and Botany and Plant Pathology (BPP). In an effort that lays the groundwork for the future, the two departments have collaborated to generate a collective vision for a new Cordley that will help transform biology – in both research and education – at Oregon State University. Cordley Hall will become an innovative space whose core design principles of *integration*, *collaboration*, and *engagement* will enhance OSU’s impact in all facets of its mission related to the life sciences - where OSU can conduct its world-class science, inspire students, and engage the public.

Phase I of the Cordley Hall renovation, funded in the current biennium, is centered on replacing mechanical and electrical systems and upgrading fire and life safety systems. Phase II will focus on re-organizing the laboratory space, for example, some research wings will be converted into lab neighborhoods, more open and flexible than the current rabbit-warren structure that now pervades Cordley Hall, and other labs will be retooled to become “future-proof”. Each of these new, or updated, labs will be designed to be easily restructured to accommodate biology decades into the future without incremental renovations every time a new aspect, method or requirement of research is presented.

This package request debt service for new capital projects. Capital and Bond related projects are not being recommended during the Analyst Recommended Budget phase as decision will be through the agency appeal.

STAFFING IMPACT

None.

REVENUE SOURCE

None.

ESSENTIAL AND POLICY PACKAGE FISCAL IMPACT SUMMARY

Higher Education Coordinating Commission
 Pkg: 408 - OSU-Cordley Hall-Phase II

Cross Reference Name: Public University Debt Service
 Cross Reference Number: 52500-113-00-00-00000

<i>Description</i>	General Fund	Lottery Funds	Other Funds	Federal Funds	Nonlimited Other Funds	Nonlimited Federal Funds	All Funds
Revenues							
General Fund Appropriation	-	-	-	-	-	-	-
Total Revenues	-	-	-	-	-	-	-
Debt Service							
Principal - Bonds	-	-	-	-	-	-	-
Interest - Bonds	-	-	-	-	-	-	-
Total Debt Service	-	-	-	-	-	-	-
Total Expenditures							
Total Expenditures	-	-	-	-	-	-	-
Total Expenditures	-	-	-	-	-	-	-
Ending Balance							
Ending Balance	-	-	-	-	-	-	-
Total Ending Balance	-	-	-	-	-	-	-

PUBLIC UNIVERSITY DEBT SERVICE
OSU – EDUCATIONAL PERFORMING ART CENTER

Policy Option Package #409
Oregon State University – Educational Performing Art Center

Agency Request Budget: \$87,642
Governor’s Budget: Not Recommended

PURPOSE

The Arts and Education Complex at Oregon State University will enhance the experience and education and provide open doors for all of our students – a necessity for a world-class research university. It will bring together programs in the arts, including music, theater, the visual arts, and digital communication arts, creating a thriving center of creativity infused with science and technology. The Arts and Education Complex will be an important part of the university’s portfolio of both performance and outreach spaces.

The Arts and Education Complex project will completely renovate and expand the existing LaSells Stewart Center, creating a new academic facility for OSU educational arts. The facility will serve as a new gateway to OSU on the south side of campus and will become an outreach portal for the arts, taking visual and performing arts to Oregon youth and residents.

STAFFING IMPACT

None.

REVENUE SOURCE

None.

ESSENTIAL AND POLICY PACKAGE FISCAL IMPACT SUMMARY

Higher Education Coordinating Commission
 Pkg: 409 - OSU-Educational Performing Art Center

Cross Reference Name: Public University Debt Service
 Cross Reference Number: 52500-113-00-00-00000

Description	General Fund	Lottery Funds	Other Funds	Federal Funds	Nonlimited Other Funds	Nonlimited Federal Funds	All Funds
Revenues							
General Fund Appropriation	-	-	-	-	-	-	-
Total Revenues	-	-	-	-	-	-	-
Debt Service							
Interest - Bonds	-	-	-	-	-	-	-
Total Debt Service	-	-	-	-	-	-	-
Total Expenditures							
Total Expenditures	-	-	-	-	-	-	-
Total Expenditures	-	-	-	-	-	-	-
Ending Balance							
Ending Balance	-	-	-	-	-	-	-
Total Ending Balance	-	-	-	-	-	-	-

PUBLIC UNIVERSITY DEBT SERVICE
OSU – STUDENT SUCCESS CENTER (CASCADES)

Policy Option Package #410
Oregon State University – Student Success Center (Cascades)

Agency Request Budget: \$579,874
Governor’s Budget: Not Recommended

PURPOSE

The current campus has limited dedicated student success space. According to the National Survey of Student Engagement (NSSE), which measures student involvement in academic and co-curricular programs, students who are more involved in an institution earn higher grades and persist to graduation. Development of a Student Success Center will improve learning outcomes and facilitate student engagement at OSU-Cascades.

This new building will include a combination of flexible use spaces for classroom, study and tutoring, advising and counseling, arts presentation, informal gathering, maker space, and student involvement (e.g. multi-cultural/social/outdoor programs). It will also provide offices for student success staff, including study abroad, service learning, sports and clubs, career counseling, and internship support. OSU-Cascades is striving to ensure every student participates in at least one type of engagement activity prior to graduation. The Student Success Center would help to facilitate this goal.

STAFFING IMPACT

None.

REVENUE SOURCE

None.

ESSENTIAL AND POLICY PACKAGE FISCAL IMPACT SUMMARY

Higher Education Coordinating Commission
 Pkg: 410 - OSU-Student Success Ctr (Cascades)

Cross Reference Name: Public University Debt Service
 Cross Reference Number: 52500-113-00-00-00000

<i>Description</i>	General Fund	Lottery Funds	Other Funds	Federal Funds	Nonlimited Other Funds	Nonlimited Federal Funds	All Funds
Revenues							
General Fund Appropriation	-	-	-	-	-	-	-
Total Revenues	-	-	-	-	-	-	-
Debt Service							
Principal - Bonds	-	-	-	-	-	-	-
Interest - Bonds	-	-	-	-	-	-	-
Total Debt Service	-	-	-	-	-	-	-
Total Expenditures							
Total Expenditures	-	-	-	-	-	-	-
Total Expenditures	-	-	-	-	-	-	-
Ending Balance							
Ending Balance	-	-	-	-	-	-	-
Total Ending Balance	-	-	-	-	-	-	-

PUBLIC UNIVERSITY DEBT SERVICE
PSU – SCIENCE BLDG 1 RENOVATION/EXPANSION

Policy Option Package #411
Portland State University – Science Building 1 Renovation and Expansion

Agency Request Budget:
Governor’s Budget: Not Recommended

PURPOSE

This proposed project transforms PSU’s outdated Science Building One (SB 1) into a modern facility well-equipped to educate Oregon’s next generation of innovative health and science professionals. The renovated building will be the place for undergraduate and graduate students to develop and hone STEM skills through experiential and collaborative learning. PSU is already a leader in providing research and internship experiences for our students, the renovation and expansion will enable PSU to grow the work of the STEM Equity and Education Institute and the various federally funded support grants for students. This will happen in three ways: First, by constructing collaborative teaching and lab space, PSU will further pedagogical and research innovations. Second, by updating teaching and research labs, PSU will provide students with the training they need to enter the workforce as workplace ready contributors. Finally, by co-locating industry partners with our academic disciplines and students, PSU will enhance workforce pipelines.

STAFFING IMPACT

None.

REVENUE SOURCE

None.

PUBLIC UNIVERSITY DEBT SERVICE
UO – HUESTIS HALL DEFERRED MAINTENANCE

Policy Option Package #412
University of Oregon – Huestis Hall Deferred Maintenance

Agency Request Budget: \$1,436,601
Governor's Budget: Not Recommended

PURPOSE

Huestis Hall is home to a wide variety of educational activities and initiatives that impact student success, and are critical to the state's attainment of 40-40-20 goals, and the Governor's Future Ready Oregon initiative. It houses the Biology Department's undergraduate teaching labs, research laboratories connected to the Institute of Neuroscience, and faculty offices to meet with students.

Huestis Hall, a 45-year old, 60,000 sq. ft. structure is the teaching and research hub for the biological sciences at the University of Oregon. It is identified as the University's top priority deferred maintenance and renovation project due to its alarmingly high level of seismic vulnerabilities, safety deficiencies, and building systems failures (e.g., plumbing and HVAC systems that are past end-of-life and a failing building envelope that is causing leakage, an inability to control temperatures, and increased energy costs). The proposed project will bring this heavily used, decades-old STEM teaching and research building into the 21st Century, by:

- Eliminating deferred maintenance and serious safety and security issues.
- Updating research spaces and resolve code violations and significant deficiencies.
- Addressing seismic vulnerabilities.
- Resolving access limitations for disabled students and staff.
- Modernizing lab learning spaces.

STAFFING IMPACT

None.

REVENUE SOURCE

None.

ESSENTIAL AND POLICY PACKAGE FISCAL IMPACT SUMMARY

Higher Education Coordinating Commission
 Pkg: 412 - UO-Huestis Hall Deferred Maintenance

Cross Reference Name: Public University Debt Service
 Cross Reference Number: 52500-113-00-00-00000

<i>Description</i>	General Fund	Lottery Funds	Other Funds	Federal Funds	Nonlimited Other Funds	Nonlimited Federal Funds	All Funds
Revenues							
General Fund Appropriation	-	-	-	-	-	-	-
Total Revenues	-	-	-	-	-	-	-
Debt Service							
Principal - Bonds	-	-	-	-	-	-	-
Interest - Bonds	-	-	-	-	-	-	-
Total Debt Service	-	-	-	-	-	-	-
Total Expenditures							
Total Expenditures	-	-	-	-	-	-	-
Total Expenditures	-	-	-	-	-	-	-
Ending Balance							
Ending Balance	-	-	-	-	-	-	-
Total Ending Balance	-	-	-	-	-	-	-

PUBLIC UNIVERSITY DEBT SERVICE
WOU – PHYSICAL EDUCATION CENTER

Policy Option Package #413
Western Oregon University – Physical Education Center

Agency Request Budget: \$140,000
Governor's Budget: Not Recommended

PURPOSE

Constructed in 1971 the “New” Physical Education (as it is still officially named) (NPE) building is located on the western edge of the academic core approximately five minutes (walking) from the Administration Building. It houses WOU’s indoor varsity athletic courts and team/training/locker rooms, two multipurpose classrooms, as well as athletic department offices. Its gymnasium and multipurpose courts are scheduled each term to support the demand for Health and Physical Education division classes. As the largest venue on campus (the main gym can seat over 3,000 spectators), NPE is used for various campus and community activities including the Cesar E. Chavez Leadership Conference, the Multicultural Student Union Annual Native American Pow-Wow, the Bike MS Willamette Valley charity event and various high school sport camps. Classes, activities, and sports events are heavily scheduled year-round in New PE making it difficult to schedule routine maintenance. Underrepresented students and their communities, also utilize the gym. As a result of heavy use and tight scheduling, NPE has numerous maintenance issues that can no longer be deferred, the need for additional space for team rooms, locker rooms, weight room, smart G & E classrooms, offices, and ADA issues that must be addressed. (Since there is no elevator in NPE, the faculty offices and gymnasium, located on the second floor, are not accessible to people with disabilities.)

STAFFING IMPACT

None.

REVENUE SOURCE

None.

**PUBLIC UNIVERSITY DEBT SERVICE
WOU – STUDENT SUCCESS CENTER**

Policy Option Package #414

Western Oregon University – Student Success Center

Agency Request Budget: \$638,328

Governor’s Budget: Not Recommended

PURPOSE

The Student Success Center will be located on the Old Education Site which formally housed our Education Department who relocated to its new home the Richard Woodcock Education Center in 2016. The concept is to locate Student Services such as advising, tutoring, student support groups, computer labs and general smart classrooms. This location is at the “heart of campus” and will serve as a central location that can be accessed by the entire WOU community. The expected start date will be summer of 2020 providing funding is approved. Completion of the project is expected by mid-2021.

STAFFING IMPACT

None.

REVENUE SOURCE

None.

ESSENTIAL AND POLICY PACKAGE FISCAL IMPACT SUMMARY

Higher Education Coordinating Commission
 Pkg: 414 - WOU-Student Success Center

Cross Reference Name: Public University Debt Service
 Cross Reference Number: 52500-113-00-00-00000

Description	General Fund	Lottery Funds	Other Funds	Federal Funds	Nonlimited Other Funds	Nonlimited Federal Funds	All Funds
Revenues							
General Fund Appropriation	-	-	-	-	-	-	-
Total Revenues	-	-	-	-	-	-	-
Debt Service							
Principal - Bonds	-	-	-	-	-	-	-
Interest - Bonds	-	-	-	-	-	-	-
Total Debt Service	-	-	-	-	-	-	-
Total Expenditures							
Total Expenditures	-	-	-	-	-	-	-
Total Expenditures	-	-	-	-	-	-	-
Ending Balance							
Ending Balance	-	-	-	-	-	-	-
Total Ending Balance	-	-	-	-	-	-	-

PUBLIC UNIVERSITY DEBT SERVICE
PU – CAPITAL IMPROVEMENTS AND RENEWAL

Policy Option Package #415
Public Universities – Capital Improvements and Renewal

Agency Request Budget: \$5,708,252
Governor’s Budget: Recommended as Modified

PURPOSE

Capital Improvement and Renewal funds will be allocated by the HECC to the seven public universities for university-determined projects that will address deferred maintenance, code compliance, safety issues, and Americans with Disabilities Act (ADA) accessibility improvements for campus facilities. For 2017-19, funding was not allowed to be used for acquisition of buildings, structures, or land; classroom or lab modernization; or improvements to auxiliary facilities, which are typically self-supporting.

STAFFING IMPACT

None.

REVENUE SOURCE

This project is approved in the budget for the last sale of the biennium, therefore no debt service will accrue in 2019-2021.

ESSENTIAL AND POLICY PACKAGE FISCAL IMPACT SUMMARY

Higher Education Coordinating Commission
 Pkg: 415 - PU-Capital Improvement & Renewal

Cross Reference Name: Public University Debt Service
 Cross Reference Number: 52500-113-00-00-00000

<i>Description</i>	General Fund	Lottery Funds	Other Funds	Federal Funds	Nonlimited Other Funds	Nonlimited Federal Funds	All Funds
Revenues							
General Fund Appropriation	-	-	-	-	-	-	-
Total Revenues	-	-	-	-	-	-	-
Debt Service							
Principal - Bonds	-	-	-	-	-	-	-
Interest - Bonds	-	-	-	-	-	-	-
Total Debt Service	-	-	-	-	-	-	-
Total Expenditures							
Total Expenditures	-	-	-	-	-	-	-
Total Expenditures	-	-	-	-	-	-	-
Ending Balance							
Ending Balance	-	-	-	-	-	-	-
Total Ending Balance	-	-	-	-	-	-	-

PUBLIC UNIVERSITY DEBT SERVICE
EOU – INLOW HALL GRAND STAIRCASE

Policy Option Package #416
Eastern Oregon University – Inlow Hall Grand Staircase

Agency Request Budget: \$50,000
Governor's Budget: Recommended as Modified

PURPOSE

Staircase Reconstruction: Site work will include landscape renovation of the Inlow Hall at the entry and replacement of the Grand Staircase which is a community asset and a link between EOU and downtown La Grande.

STAFFING IMPACT

None.

REVENUE SOURCE

This project is approved in the budget for the last sales of the biennium, therefore no debt service will accrue in 2019-2021.

PUBLIC UNIVERSITY DEBT SERVICE
EOU – INLOW HALL PHASE II SEISMIC/RENOVATION

Policy Option Package #417
Eastern Oregon University – Inlow Hall Phase II Seismic/Renovation

Agency Request Budget: \$1,199,913
Governor’s Budget: Not Recommended

PURPOSE

Inlow Hall Renovation, Phase II

This project will complete the full restoration of Inlow Hall, the primary administrative and student services building at EOU. Inlow Hall was the original campus building and is on the National Register of Historic Buildings. The restoration was started in 2009 as phase I that included partial seismic and mechanical upgrades. Phase II will complete the seismic work, improve energy efficiency, preserve the historic integrity of the building, and allow for greater utility of classroom space and distance education facilities.

STAFFING IMPACT

None.

REVENUE SOURCE

None.

ESSENTIAL AND POLICY PACKAGE FISCAL IMPACT SUMMARY

Higher Education Coordinating Commission
 Pkg: 417 - EOU-Inflow Hall Phase II Seismic/Renovation

Cross Reference Name: Public University Debt Service
 Cross Reference Number: 52500-113-00-00-00000

<i>Description</i>	General Fund	Lottery Funds	Other Funds	Federal Funds	Nonlimited Other Funds	Nonlimited Federal Funds	All Funds
Revenues							
General Fund Appropriation	-	-	-	-	-	-	-
Total Revenues	-	-	-	-	-	-	-
Debt Service							
Principal - Bonds	-	-	-	-	-	-	-
Interest - Bonds	-	-	-	-	-	-	-
Total Debt Service	-	-	-	-	-	-	-
Total Expenditures							
Total Expenditures	-	-	-	-	-	-	-
Total Expenditures	-	-	-	-	-	-	-
Ending Balance							
Ending Balance	-	-	-	-	-	-	-
Total Ending Balance	-	-	-	-	-	-	-

PUBLIC UNIVERSITY DEBT SERVICE
OSU – STUDENT SUCCESS CTR LAND DEV (CASCADES)

Policy Option Package #418
Oregon State University – Student Success Center and Land Development (Cascades)

Agency Request Budget: \$911,060
Governor’s Budget: Not Recommended

PURPOSE

To advance the physical development of OSU-Cascades 128-acre campus and support the growing academic and campus life programming, a second phase of land development is necessary for the recently purchased property from the county. This portion of the site will expand developable land for growth of the core academic and recreation districts of the campus. The improved land will support facility expansion including academic buildings, a health and wellness center, on-campus residences, recreation fields and additional parking and infrastructure improvements.

STAFFING IMPACT

None.

REVENUE SOURCE

None.

ESSENTIAL AND POLICY PACKAGE FISCAL IMPACT SUMMARY

Higher Education Coordinating Commission
 Pkg: 418 - OSU-Student Success Ctr Land Dev (Cascades)

Cross Reference Name: Public University Debt Service
 Cross Reference Number: 52500-113-00-00-00000

<i>Description</i>	General Fund	Lottery Funds	Other Funds	Federal Funds	Nonlimited Other Funds	Nonlimited Federal Funds	All Funds
Revenues							
General Fund Appropriation	-	-	-	-	-	-	-
Total Revenues	-	-	-	-	-	-	-
Debt Service							
Principal - Bonds	-	-	-	-	-	-	-
Interest - Bonds	-	-	-	-	-	-	-
Total Debt Service	-	-	-	-	-	-	-
Total Expenditures							
Total Expenditures	-	-	-	-	-	-	-
Total Expenditures	-	-	-	-	-	-	-
Ending Balance							
Ending Balance	-	-	-	-	-	-	-
Total Ending Balance	-	-	-	-	-	-	-

PUBLIC UNIVERSITY DEBT SERVICE
SOU – BRITT HALL MECH IMPROVEMENTS

Policy Option Package #419
Southern Oregon University – Britt Hall Mechanical Improvements

Agency Request Budget: \$55,000
Governor's Budget: Not Recommended

PURPOSE

Southern Oregon University has commissioned several studies concerning the HVAC systems of Britt Hall due to inconsistent or inadequate cooling, stagnant air, and over-heating on the main floor. These conditions were exacerbated by the changing programs and departments that occupy the building (Service Center, Nursing, Administration, Admissions, etc). The current HVAC system modification occurred in 1956, with various retrofits coinciding with building additions until the most recent in 1971. A recent allocation for Seismic Repairs from the 2017 XI-Q bond sales will only address the seismic deficiencies in Britt. This was confirmed by a study by KPFF engineering (Portland) during the Spring of 2017. Britt also lacks sprinklers and a modern fire alarm system. The current HVAC controls do not provide direct digital controls of the mechanical systems, and are only partially connected to the centralized HVAC controls system.

STAFFING IMPACT

None.

REVENUE SOURCE

None.

PUBLIC UNIVERSITY DEBT SERVICE
SOU – MUSIC HALL MECH – ADA IMPROVEMENTS

Policy Option Package #420
Southern Oregon University – Music Hall Mechanical and ADA Improvements

Agency Request Budget: \$58,760
Governor’s Budget: Not Recommended

PURPOSE

SOU has commissioned several studies concerning the HVAC systems of the Music building due to inconsistent or inadequate cooling, stagnant air, and over-heating in the Auditorium. The Music building cooling issues are due to deterioration; inaccessibility to make repairs related to enclosed duct work within hard ceilings; and outdated controls. The building has undersized and non-compliant ADA restrooms, with the facility restrooms grossly under capacity during events. Restrooms are undersized (two toilets per restroom) with insufficient wheelchair accessibility. Three studies have been commissioned over the last 6 years to determine cause and solutions to the heating issues (Cole Breit -2017, ArcSin -2011, Climate Mechanical - 2017). Consistently the solutions have been to add new chillers, upsize ductwork, and seal all leaks. The challenge is all duct work is “built in” behind “hard lid ceilings”. Music is also in need of direct digital controls of the mechanical systems to current campus centralized standard.

STAFFING IMPACT

None.

REVENUE SOURCE

None.

ESSENTIAL AND POLICY PACKAGE FISCAL IMPACT SUMMARY

Higher Education Coordinating Commission
 Pkg: 420 - SOU-Music Hall Mech-ADA Improvements

Cross Reference Name: Public University Debt Service
 Cross Reference Number: 52500-113-00-00-00000

<i>Description</i>	General Fund	Lottery Funds	Other Funds	Federal Funds	Nonlimited Other Funds	Nonlimited Federal Funds	All Funds
Revenues							
General Fund Appropriation	-	-	-	-	-	-	-
Total Revenues	-	-	-	-	-	-	-
Debt Service							
Interest - Bonds	-	-	-	-	-	-	-
Total Debt Service	-	-	-	-	-	-	-
Total Expenditures							
Total Expenditures	-	-	-	-	-	-	-
Total Expenditures	-	-	-	-	-	-	-
Ending Balance							
Ending Balance	-	-	-	-	-	-	-
Total Ending Balance	-	-	-	-	-	-	-

COMMUNITY COLLEGE DEBT SERVICE

Description

The 2019-21 Agency Request Budget includes funding for debt service payments on community college capital construction projects funded with both XI-G bonds and the Lottery Fund. The General Fund debt service estimate for Article XI-G bonds sold and projected to be sold in 2019 totals \$41.3 million. The Lottery Fund debt service estimate totals \$11.5 million.

DETAIL OF LOTTERY FUNDS, OTHER FUNDS, AND FEDERAL FUNDS REVENUE

Higher Education Coordinating Commission
2019-21 Biennium

Agency Number: 52500
Cross Reference Number: 52500-114-00-00-00000

Source	2015-17 Actuals	2017-19 Leg Adopted Budget	2017-19 Leg Approved Budget	2019-21 Agency Request Budget	2019-21 Governor's Budget	2019-21 Leg. Adopted Audit
Lottery Funds						
Tsfr From Administrative Svcs	-	11,684,574	11,684,574	11,520,140	11,520,140	-
Total Lottery Funds	-	\$11,684,574	\$11,684,574	\$11,520,140	\$11,520,140	-
Other Funds						
Other Revenues	-	550,000	777,591	-	-	-
Total Other Funds	-	\$550,000	\$777,591	-	-	-

COMMUNITY COLLEGE DEBT SERVICE

ESSENTIAL PACKAGES

Essential Packages

The Essential Packages represent changes made to the 2017-19 budget that estimate the cost to continue current legislatively approved programs into the 2019-21 biennium.

Package 031: Standard Inflation and State Government Service Charges

The standard inflation factors is provided by the Department of Administrative Services as follows:

- Services and Supplies and Capital Outlay, by the standard 3.8 percent
- Non-state employee and Professional Services costs by the standard 4.2 percent
- Facilities rent by the standard 3.8 percent or adjusted to the Self Support rent rates
- Attorney General costs by the allowable 20.14 percent

Once applied, HECC experienced an increase of \$117,466 to General Fund, (3.8%).

ESSENTIAL AND POLICY PACKAGE FISCAL IMPACT SUMMARY

Higher Education Coordinating Commission
 Pkg: 031 - Standard Inflation

Cross Reference Name: Community College Debt Service
 Cross Reference Number: 52500-114-00-00-00000

<i>Description</i>	General Fund	Lottery Funds	Other Funds	Federal Funds	Nonlimited Other Funds	Nonlimited Federal Funds	All Funds
Revenues							
General Fund Appropriation	117,466	-	-	-	-	-	117,466
Total Revenues	\$117,466	-	-	-	-	-	\$117,466
Services & Supplies							
State Gov. Service Charges	117,466	-	-	-	-	-	117,466
Total Services & Supplies	\$117,466	-	-	-	-	-	\$117,466
Total Expenditures							
Total Expenditures	117,466	-	-	-	-	-	117,466
Total Expenditures	\$117,466	-	-	-	-	-	\$117,466
Ending Balance							
Ending Balance	-	-	-	-	-	-	-
Total Ending Balance	-	-	-	-	-	-	-

COMMUNITY COLLEGE DEBT SERVICE
CC – APPRENTICESHIP AND INDUSTRIAL TRADES CENTER

Policy Option Package #404
Klamath Community College – Apprenticeship and Industrial Trades Center

Agency Request Budget: \$347,542
Governor’s Budget: Recommended as Modified

PURPOSE

Project summary:

Instructional building totaling 19,050-square-foot for Apprenticeship and Industrial Trades Center (split into 6,500 sq. ft. various practice simulation structures for EMT/Fire Science & 13,000 sq. ft. for other programs). Primarily shop space, storage, paved and gravel area for CDL training, fire engine training and limited classroom space. Centralizes trade programs to one location. Would provide hands on learning space for enrolled students for current apprenticeship and CTE programs. As well as creating new trade related programs. Improvement in skill gaps/lack of talent for the area to assist in filling employer vacancy needs.

- Expand current programs including CDL truck driving, Fire Sciences, and Emergency Medical Operations;
- Establish simulation flex-lab space for new trade-related programs, such as carpentry, sheet metal fabrication, heating, ventilation and air conditioning (HVAC), and pre-construction skills training;
- Offer hands-on pre-apprenticeship programs coupled with soft skills training to high school and nontraditional students;
- Certify skill attainment and award industry-recognized credentials; and
- Facilitate recruitment opportunities to connect qualified workers with local businesses.

Facilities detail:

19,050 sq. ft., split into 6,500 sq. ft. various practice simulation structures for EMT/Fire Science & 13,000 sq. ft. for other programs

STAFFING IMPACT

None.

REVENUE SOURCE

The project is approved in the budget for the last sale of the biennium, therefore no debt service will accrue in 2019-2021.

2019-2021 Biennium

Governor’s Budget

ESSENTIAL AND POLICY PACKAGE FISCAL IMPACT SUMMARY

Higher Education Coordinating Commission
 Pkg: 404 - CC-Apprenticeship & Industrial Trades Center

Cross Reference Name: Community College Debt Service
 Cross Reference Number: 52500-114-00-00-00000

<i>Description</i>	General Fund	Lottery Funds	Other Funds	Federal Funds	Nonlimited Other Funds	Nonlimited Federal Funds	All Funds
Revenues							
General Fund Appropriation	-	-	-	-	-	-	-
Total Revenues	-	-	-	-	-	-	-
Debt Service							
Principal - Bonds	-	-	-	-	-	-	-
Interest - Bonds	-	-	-	-	-	-	-
Total Debt Service	-	-	-	-	-	-	-
Total Expenditures							
Total Expenditures	-	-	-	-	-	-	-
Total Expenditures	-	-	-	-	-	-	-
Ending Balance							
Ending Balance	-	-	-	-	-	-	-
Total Ending Balance	-	-	-	-	-	-	-

COMMUNITY COLLEGE DEBT SERVICE
NURSING-ALLIED HEALTH PROFESSIONS CENTER

Policy Option Package #405

Treasure Valley Community College – Nursing-Allied Health Professions Center

Agency Request Budget: \$152,955

Governor's Budget: Not Recommended

PURPOSE

Project summary:

The Tec Lab Building was built in the mid-1960's and has not been substantially remodeled or expanded since that time. The building currently houses the college's nursing program but is not capable, in its current design and condition to provide instruction that will be able to meet the changing and expanding needs of the modern health care field. Classrooms, lab space, offices, and common spaces in this building are not configured to provide training and instruction in a format or fashion that is consistent with a modern nursing care or Allied Health operations or facilities where our students are seeking employment. Space constraints of the current location prevent remodel, of the scope necessary, to meet the current needs or future opportunities.

Facilities detail:

Construction of a new 30,000 sq. ft. Nursing-Allied Health Professions Center that will provide modernized and flexible spaces equipped to deliver support services, training, and instruction that is consistent with modern academic buildings and health care facilities. The new facility will house: classrooms, lab spaces, offices suite for nursing instructors, nursing student study/library/lounge area. Instructional resource room: Instructional support space, classroom/program space for certified nursing assistant students, classroom/program space for emergency medical technicians. New facility would also include: program space for health information systems, certified medical assistant, physical therapy assistant, x-ray technician, phlebotomist, and surgery technician. General space to include: building support spaces, tiered lecture hall, computer labs, general purpose classrooms, student lounge / study spaces, office suites for program instructors and adjunct faculty.

STAFFING IMPACT

None.

REVENUE SOURCE

None.

ESSENTIAL AND POLICY PACKAGE FISCAL IMPACT SUMMARY

Higher Education Coordinating Commission
 Pkg: 405 - CC-Nursing-Allied Health Professions Center

Cross Reference Name: Community College Debt Service
 Cross Reference Number: 52500-114-00-00-00000

<i>Description</i>	General Fund	Lottery Funds	Other Funds	Federal Funds	Nonlimited Other Funds	Nonlimited Federal Funds	All Funds
Revenues							
General Fund Appropriation	-	-	-	-	-	-	-
Total Revenues	-	-	-	-	-	-	-
Debt Service							
Interest - Bonds	-	-	-	-	-	-	-
Total Debt Service	-	-	-	-	-	-	-
Total Expenditures							
Total Expenditures	-	-	-	-	-	-	-
Total Expenditures	-	-	-	-	-	-	-
Ending Balance							
Ending Balance	-	-	-	-	-	-	-
Total Ending Balance	-	-	-	-	-	-	-

COMMUNITY COLLEGE DEBT SERVICE
REDMOND CAMPUS GENERAL-PURPOSE CLASSROOM

Policy Option Package #406
Central Oregon Community College – Redmond Campus General-Purpose Classroom

Agency Request Budget: \$710,639
Governor’s Budget: Recommended as Modified

PURPOSE

Project summary:

Construction of approx. 30,000 sq. ft. general purpose classroom building, to offer a wider range catalog classes of academic and workforce related programs on the Redmond Campus. Opportunity for science and computer classroom/labs, student study, and support space, in addition to providing complete instructional workforce programming that includes STEM and CTE to meet fast growing region in meeting the quality standards of a postsecondary institution. Grant would provide investment in instructional technology and technology infrastructure to enable connectivity to the existing COCC technology network and expand COCC’s capability for technology based instruction to and from the Redmond Campus. Offers students a lesser commute to the Bend campus of up to two hour commute for some in the surrounding area. Overall requesting \$8 million of Article XI-G Bonds.

Facilities detail:

The preliminary gross square footage is 30,000, with 22,150 of assignable square footage. An anticipated design would be a sustainable two-story structure.

STAFFING IMPACT

None.

REVENUE SOURCE

The project is approved in the budget for the last sale of the biennium, therefore no debt service will accrue in 2019-2021.

ESSENTIAL AND POLICY PACKAGE FISCAL IMPACT SUMMARY

Higher Education Coordinating Commission
 Pkg: 406 - CC-Remond Campus General-Purpose Classroom

Cross Reference Name: Community College Debt Service
 Cross Reference Number: 52500-114-00-00-00000

Description	General Fund	Lottery Funds	Other Funds	Federal Funds	Nonlimited Other Funds	Nonlimited Federal Funds	All Funds
Revenues							
General Fund Appropriation	-	-	-	-	-	-	-
Total Revenues	-	-	-	-	-	-	-
Debt Service							
Principal - Bonds	-	-	-	-	-	-	-
Interest - Bonds	-	-	-	-	-	-	-
Total Debt Service	-	-	-	-	-	-	-
Total Expenditures							
Total Expenditures	-	-	-	-	-	-	-
Total Expenditures	-	-	-	-	-	-	-
Ending Balance							
Ending Balance	-	-	-	-	-	-	-
Total Ending Balance	-	-	-	-	-	-	-

OHSU DEBT SERVICE

OHSU has four public missions: education, clinical care, research, and statewide outreach. The university educates the next generation of health care professionals and biomedical scientists; creates new knowledge; translates scientific research into therapies for disease; provides compassionate, evidence-based patient care; and improves health statewide through access and policy initiatives. OHSU offers professional degrees in dentistry, nursing, medicine, pharmacy (OHSU/OSU), other health professions (physician assistants, radiation therapy, dietetics); and laboratory medicine and EMT training in conjunction with OIT); and several PhD and Master's degrees along with certificate programs in the sciences. It also educates a large number of interns, residents and fellows in over 80 accredited specialty programs in medicine and dentistry. As part of its outreach mission, OHSU oversees the Child Development and Rehabilitation Center (CDRC), the Oregon Poison Center, the Office of Rural Health and the Area Health Education Centers (AHEC), and engages in numerous K-20 pipeline programs.

OHSU receives state funding to support the Schools of Dentistry, Medicine, and Nursing; the CDRC, Oregon Poison Center, the Office of Rural Health, the AHEC and for the Scholars for a Health Oregon Initiative and the Rural Primary Care Loan Forgiveness Program. The funds provided by the State to support the Schools of Dentistry, Medicine, and Nursing cover about 28 percent of the costs to educate students at OHSU with the remaining cost for these students covered by tuition (42 percent) and other sources (29 percent) including, philanthropic gifts, grants and internal revenue transfers from OHSU's clinical mission.

HECC will assume the role that DAS previously fulfilled as the paying agent for the special payments of state debt.

DETAIL OF LOTTERY FUNDS, OTHER FUNDS, AND FEDERAL FUNDS REVENUE

Higher Education Coordinating Commission
2019-21 Biennium

Agency Number: 52500
Cross Reference Number: 52500-115-00-00-00000

Source	2015-17 Actuals	2017-19 Leg Adopted Budget	2017-19 Leg Approved Budget	2019-21 Agency Request Budget	2019-21 Governor's Budget	2019-21 Leg. Adopted Audit
Other Funds						
Other Revenues	-	-	21,094,359	-	-	-
Tsfr From Administrative Svcs	-	-	-	30,914,500	30,914,500	-
Total Other Funds	-	-	\$21,094,359	\$30,914,500	\$30,914,500	-
Nonlimited Other Funds						
Other Revenues	-	-	-	7,298,890	7,298,890	-
Total Nonlimited Other Funds	-	-	-	\$7,298,890	\$7,298,890	-

PUBLIC UNIVERSITY CAPITAL CONSTRUCTION

Description

The 2019-21 Agency Request Budget development process includes an opportunity for public universities to request funding for capital projects, including state-backed debt. In recognition of the limited resource nature of state-funded debt service, a prioritization process was established for projects proposed to be backed in whole or in part by state-funded debt service. Adoption of such a list is an essential element of the HECC Agency Request Budget. This following list presents a prioritization of project requests based on August 1, 2018 action by the Funding & Achievement Subcommittee.

Institution	Project	Priority Ranking	POP Number
All	Capital Improvement & Renewal	Not ranked	415
OSU	Cordley Hall Renovation, Phase II	1	408
OIT	Boivin Hall Rehabilitation	2	407
WOU	Student Success Center	3	414
UO	Huestis Hall Deferred Maintenance	4	412
OSU	Arts and Education Complex	5	409
EOU	Inlow Hall Renovation, Phase II	6	417
PSU	SB1 Renovation & Expansion	7	411
WOU	Physical Education Building Addition & Remodel	8	413
SOU	Music Hall - Mechanical & ADA	9	420
OSU-CC	Student Success Center	10	410
SOU	Britt Hall - Mechanical	11	419
SOU	Cascade Hall Demolition	12	Pulled
EOU	Inlow Hall Grand Staircase Replacement	13	416
OSU-CC	Land Development	14	418
EOU	New Residence Hall	Not ranked	400
PSU	12 th & Market Residence Hall	Not ranked	401
PSU	University Center Land Purchase	Not ranked	402
WOU	Valsetz Dining/Aux Services	Not ranked	403

DETAIL OF LOTTERY FUNDS, OTHER FUNDS, AND FEDERAL FUNDS REVENUE

Higher Education Coordinating Commission
2019-21 Biennium

Agency Number: 52500
Cross Reference Number: 52500-116-00-00-00000

Source	2015-17 Actuals	2017-19 Leg Adopted Budget	2017-19 Leg Approved Budget	2019-21 Agency Request Budget	2019-21 Governor's Budget	2019-21 Leg. Adopted Audit
Other Funds						
General Fund Obligation Bonds	-	264,330,000	326,130,000	443,600,000	80,000,000	-
Dedicated Fund Oblig Bonds	-	71,538,775	75,388,775	-	93,000,000	-
Lottery Bonds	-	-	9,000,000	-	-	-
Transfer Out - Intrafund	-	(5,043,775)	(5,043,775)	-	-	-
Total Other Funds	-	\$330,825,000	\$405,475,000	\$443,600,000	\$173,000,000	-

PUBLIC UNIVERSITY CAPITAL CONSTRUCTION
ANALYST ADJUSTMENTS

Policy Option Package #090
Analyst Adjustments

Agency Request Budget: None
Governor's Budget: \$12,000,000

PURPOSE

This package provides \$12 million Other Funds for expenditures of Article XI-Q Bonds for the UO ShakeAlert & AlertWildfire project.

REVENUE SOURCE

Other Funds \$12,000,000

ESSENTIAL AND POLICY PACKAGE FISCAL IMPACT SUMMARY

Higher Education Coordinating Commission
 Pkg: 090 - Analyst Adjustments

Cross Reference Name: Public University Capital Construction
 Cross Reference Number: 52500-116-00-000000

Description	General Fund	Lottery Funds	Other Funds	Federal Funds	Nonlimited Other Funds	Nonlimited Federal Funds	All Funds
Revenues							
General Fund Obligation Bonds	-	-	12,000,000	-	-	-	12,000,000
Total Revenues	-	-	\$12,000,000	-	-	-	\$12,000,000
Special Payments							
Spc Pmt to Public Universities	-	-	12,000,000	-	-	-	12,000,000
Total Special Payments	-	-	\$12,000,000	-	-	-	\$12,000,000
Total Expenditures							
Total Expenditures	-	-	12,000,000	-	-	-	12,000,000
Total Expenditures	-	-	\$12,000,000	-	-	-	\$12,000,000
Ending Balance							
Ending Balance	-	-	-	-	-	-	-
Total Ending Balance	-	-	-	-	-	-	-

PUBLIC UNIVERSITY CAPITAL CONSTRUCTION
EOU – NEW RESIDENCE HALL

Policy Option Package #400
Eastern Oregon University – New Residence Hall

Agency Request Budget: \$14,000,000
Governor’s Budget: \$14,000,000

PURPOSE

EOUs proposes a new residence hall to support the recently developed “Strategic Plan Framework” which sets aggressive enrollment growth targets for EOU. A meaningful portion of this growth will be in first-year students and will mitigate current capacity concerns for on campus student housing.

STAFFING IMPACT

None.

REVENUE SOURCE

Other Funds Capital Construction \$14,000,000

ESSENTIAL AND POLICY PACKAGE FISCAL IMPACT SUMMARY

Higher Education Coordinating Commission
 Pkg: 400 - EOU-New Residence Hall

Cross Reference Name: Public University Capital Construction
 Cross Reference Number: 52500-116-00-000000

<i>Description</i>	General Fund	Lottery Funds	Other Funds	Federal Funds	Nonlimited Other Funds	Nonlimited Federal Funds	All Funds
Revenues							
General Fund Obligation Bonds	-	-	-	-	-	-	-
Dedicated Fund Oblig Bonds	-	-	14,000,000	-	-	-	14,000,000
Total Revenues	-	-	\$14,000,000	-	-	-	\$14,000,000
Special Payments							
Spc Pmt to Public Universities	-	-	14,000,000	-	-	-	14,000,000
Total Special Payments	-	-	\$14,000,000	-	-	-	\$14,000,000
Total Expenditures							
Total Expenditures	-	-	14,000,000	-	-	-	14,000,000
Total Expenditures	-	-	\$14,000,000	-	-	-	\$14,000,000
Ending Balance							
Ending Balance	-	-	-	-	-	-	-
Total Ending Balance	-	-	-	-	-	-	-

PUBLIC UNIVERSITY CAPITAL CONSTRUCTION
PSU – 12TH AND MARKET RESIDENCE HALL

Policy Option Package #401
Portland State University – 12th and Market Residence Hall

Agency Request Budget: \$60,500,000
Governor's Budget: \$60,500,000

PURPOSE

PSU proposes to construct a 7-story housing building with approximately 450 beds and 11,000 sq. ft. for dining services. The proposed building is to be constructed on a 38,000 sq. ft. vacant parcel in the northwest portion of campus on the corner of SW 12th and Market.

STAFFING IMPACT

None.

REVENUE SOURCE

Other Funds Capital Construction \$60,500,000

ESSENTIAL AND POLICY PACKAGE FISCAL IMPACT SUMMARY

Higher Education Coordinating Commission
 Pkg: 401 - PSU-12th & Market Residence Hal

Cross Reference Name: Public University Capital Construction
 Cross Reference Number: 52500-116-00-00-000000

Description	General Fund	Lottery Funds	Other Funds	Federal Funds	Nonlimited Other Funds	Nonlimited Federal Funds	All Funds
Revenues							
General Fund Obligation Bonds	-	-	-	-	-	-	-
Dedicated Fund Oblig Bonds	-	-	60,500,000	-	-	-	60,500,000
Total Revenues	-	-	\$60,500,000	-	-	-	\$60,500,000
Special Payments							
Spc Pmt to Public Universities	-	-	60,500,000	-	-	-	60,500,000
Total Special Payments	-	-	\$60,500,000	-	-	-	\$60,500,000
Total Expenditures							
Total Expenditures	-	-	60,500,000	-	-	-	60,500,000
Total Expenditures	-	-	\$60,500,000	-	-	-	\$60,500,000
Ending Balance							
Ending Balance	-	-	-	-	-	-	-
Total Ending Balance	-	-	-	-	-	-	-

PUBLIC UNIVERSITY CAPITAL CONSTRUCTION
PSU – UNIVERSITY CENTER BLDG LAND PURCHASE

Policy Option Package #402

Portland State University – University Center Building and Land Purchase

Agency Request Budget: \$15,000,000
Governor’s Budget: \$15,000,000

PURPOSE

PSU proposes \$15M purchase of the 185,389 sq. ft. University Center Building. The purchase of the land allows for long-term use of the block by PSU, allows for greater investment in the facility which needs significant improvements and saves the university money starting in the first year after the land is acquired.

STAFFING IMPACT

None.

REVENUE SOURCE

Other Funds Capital Construction: \$15,000,000

ESSENTIAL AND POLICY PACKAGE FISCAL IMPACT SUMMARY

Higher Education Coordinating Commission
 Pkg: 402 - PSU-University Center Bldg Land Purchase

Cross Reference Name: Public University Capital Construction
 Cross Reference Number: 52500-116-00-00-00000

Description	General Fund	Lottery Funds	Other Funds	Federal Funds	Nonlimited Other Funds	Nonlimited Federal Funds	All Funds
Revenues							
General Fund Obligation Bonds	-	-	-	-	-	-	-
Dedicated Fund Oblig Bonds	-	-	15,000,000	-	-	-	15,000,000
Total Revenues	-	-	\$15,000,000	-	-	-	\$15,000,000
Special Payments							
Spc Pmt to Public Universities	-	-	15,000,000	-	-	-	15,000,000
Total Special Payments	-	-	\$15,000,000	-	-	-	\$15,000,000
Total Expenditures							
Total Expenditures	-	-	15,000,000	-	-	-	15,000,000
Total Expenditures	-	-	\$15,000,000	-	-	-	\$15,000,000
Ending Balance							
Ending Balance	-	-	-	-	-	-	-
Total Ending Balance	-	-	-	-	-	-	-

PUBLIC UNIVERSITY CAPITAL CONSTRUCTION
WOU – VALSETZ DINING/AUX SERVICES

Policy Option Package #403
Western Oregon University – Valsetz Dining/Auxiliary Services

Agency Request Budget: \$3,500,000
Governor's Budget: \$3,500,000

PURPOSE

WOU proposes a renovation of Valsetz Dining Hall. Valsetz serves the entire campus population and primarily feeds the Student Dorm population averages 2,700 meals per day. This project redesigns food service areas for maximum efficiency.

STAFFING IMPACT

None.

REVENUE SOURCE

Other Funds Capital Construction \$3,500,000

ESSENTIAL AND POLICY PACKAGE FISCAL IMPACT SUMMARY

Higher Education Coordinating Commission
 Pkg: 403 - WOU-Valsetz Dining / Aux Services

Cross Reference Name: Public University Capital Construction
 Cross Reference Number: 52500-116-00-000000

<i>Description</i>	General Fund	Lottery Funds	Other Funds	Federal Funds	Nonlimited Other Funds	Nonlimited Federal Funds	All Funds
Revenues							
General Fund Obligation Bonds	-	-	-	-	-	-	-
Dedicated Fund Oblig Bonds	-	-	3,500,000	-	-	-	3,500,000
Total Revenues	-	-	\$3,500,000	-	-	-	\$3,500,000
Special Payments							
Spc Pmt to Public Universities	-	-	3,500,000	-	-	-	3,500,000
Total Special Payments	-	-	\$3,500,000	-	-	-	\$3,500,000
Total Expenditures							
Total Expenditures	-	-	3,500,000	-	-	-	3,500,000
Total Expenditures	-	-	\$3,500,000	-	-	-	\$3,500,000
Ending Balance							
Ending Balance	-	-	-	-	-	-	-
Total Ending Balance	-	-	-	-	-	-	-

PUBLIC UNIVERSITY CAPITAL CONSTRUCTION
OIT – BOIVIN HALL REHAB/INFRASTRUCTURE IMPROVE

Policy Option Package #407
Oregon Institute of Technology – Boivin Hall Rehabilitation and Infrastructure Improvement

Agency Request Budget: \$17,600,000
Governor’s Budget: Not Recommended

PURPOSE

Boivin Hall is a 47,400 sq. ft. single story concrete and steel structure with a partial basement constructed in 1976. Since construction the building has seen few major upgrades, the last one being mechanical systems nearly 20 years ago. Boivin Hall has many end of life, antiquated, inadequate or unsafe major subsystems. The building in many ways Oregon Tech’s “front door” and is the first building seen by visitors, students and community members when approaching campus.

This project includes a complete overhaul of Boivin Hall, including seismic retrofit, mechanical, electrical and plumbing (MEP) replacement, building envelope replacement, foundation repair, classroom remodel and modernization to the building proper as well as the redesign and improvement of surrounding areas including ADA accessibility and necessary traffic infrastructure to support growth and traffic at the entrance of the Klamath Falls campus, where Boivin Hall sits.

STAFFING IMPACT

None.

REVENUE SOURCE

None.

ESSENTIAL AND POLICY PACKAGE FISCAL IMPACT SUMMARY

Higher Education Coordinating Commission
 Pkg: 407 - OIT-Boivin Hall Rehab/Infrastructure Improve

Cross Reference Name: Public University Capital Construction
 Cross Reference Number: 52500-116-00-00-00000

Description	General Fund	Lottery Funds	Other Funds	Federal Funds	Nonlimited Other Funds	Nonlimited Federal Funds	All Funds
Revenues							
General Fund Appropriation	-	-	-	-	-	-	-
General Fund Obligation Bonds	-	-	-	-	-	-	-
Total Revenues	-	-	-	-	-	-	-
Special Payments							
Spc Pmt to Public Universities	-	-	-	-	-	-	-
Total Special Payments	-	-	-	-	-	-	-
Total Expenditures							
Total Expenditures	-	-	-	-	-	-	-
Total Expenditures	-	-	-	-	-	-	-
Ending Balance							
Ending Balance	-	-	-	-	-	-	-
Total Ending Balance	-	-	-	-	-	-	-

PUBLIC UNIVERSITY CAPITAL CONSTRUCTION
OSU – CORDLEY HALL – PHASE II

Policy Option Package #408
Oregon State University – Cordley Hall – Phase II

Agency Request Budget: \$28,000,000
Governor’s Budget: Not Recommended

PURPOSE

The Cordley Hall renovation project will transform an aged and over-worn facility, which was designed for research as it was conducted over fifty years ago, into a modern and forward thinking research and education building. Cordley Hall is the home of two large departments that are central to the biological sciences at OSU, Integrative Biology (IB) and Botany and Plant Pathology (BPP). In an effort that lays the groundwork for the future, the two departments have collaborated to generate a collective vision for a new Cordley that will help transform biology – in both research and education – at Oregon State University. Cordley Hall will become an innovative space whose core design principles of *integration*, *collaboration*, and *engagement* will enhance OSU’s impact in all facets of its mission related to the life sciences - where OSU can conduct its world-class science, inspire students, and engage the public.

Phase I of the Cordley Hall renovation, funded in the current biennium, is centered on replacing mechanical and electrical systems and upgrading fire and life safety systems. Phase II will focus on re-organizing the laboratory space, for example, some research wings will be converted into lab neighborhoods, more open and flexible than the current rabbit-warren structure that now pervades Cordley Hall, and other labs will be retrooled to become “future-proof”. Each of these new, or updated, labs will be designed to be easily restructured to accommodate biology decades into the future without incremental renovations every time a new aspect, method or requirement of research is presented.

STAFFING IMPACT

None.

REVENUE SOURCE

None.

ESSENTIAL AND POLICY PACKAGE FISCAL IMPACT SUMMARY

Higher Education Coordinating Commission
 Pkg: 408 - OSU-Cordley Hall-Phase II

Cross Reference Name: Public University Capital Construction
 Cross Reference Number: 52500-116-00-00-000000

Description	General Fund	Lottery Funds	Other Funds	Federal Funds	Nonlimited Other Funds	Nonlimited Federal Funds	All Funds
Revenues							
General Fund Appropriation	-	-	-	-	-	-	-
General Fund Obligation Bonds	-	-	-	-	-	-	-
Total Revenues	-	-	-	-	-	-	-
Special Payments							
Spc Pmt to Public Universities	-	-	-	-	-	-	-
Total Special Payments	-	-	-	-	-	-	-
Total Expenditures							
Total Expenditures	-	-	-	-	-	-	-
Total Expenditures	-	-	-	-	-	-	-
Ending Balance							
Ending Balance	-	-	-	-	-	-	-
Total Ending Balance	-	-	-	-	-	-	-

**PUBLIC UNIVERSITY CAPITAL CONSTRUCTION
OSU – EDUCATIONAL PERFORMING ART CENTER**

**Policy Option Package #409
Oregon State University – Educational Performing Art Center**

**Agency Request Budget: \$35,000,000
Governor’s Budget: Not Recommended**

PURPOSE

The Arts and Education Complex at Oregon State University will enhance the experience and education and provide open doors for all of our students – a necessity for a world-class research university. It will bring together programs in the arts, including music, theater, the visual arts, and digital communication arts, creating a thriving center of creativity infused with science and technology. The Arts and Education Complex will be an important part of the university’s portfolio of both performance and outreach spaces.

The Arts and Education Complex project will completely renovate and expand the existing LaSells Stewart Center, creating a new academic facility for OSU educational arts. The facility will serve as a new gateway to OSU on the south side of campus and will become an outreach portal for the arts, taking visual and performing arts to Oregon youth and residents.

STAFFING IMPACT

None.

REVENUE SOURCE

None.

ESSENTIAL AND POLICY PACKAGE FISCAL IMPACT SUMMARY

Higher Education Coordinating Commission
 Pkg: 409 - OSU-Educational Performing Art Center

Cross Reference Name: Public University Capital Construction
 Cross Reference Number: 52500-116-00-000000

<i>Description</i>	General Fund	Lottery Funds	Other Funds	Federal Funds	Nonlimited Other Funds	Nonlimited Federal Funds	All Funds
Revenues							
General Fund Appropriation	-	-	-	-	-	-	-
General Fund Obligation Bonds	-	-	-	-	-	-	-
Total Revenues	-	-	-	-	-	-	-
Special Payments							
Spc Pmt to Public Universities	-	-	-	-	-	-	-
Total Special Payments	-	-	-	-	-	-	-
Total Expenditures							
Total Expenditures	-	-	-	-	-	-	-
Total Expenditures	-	-	-	-	-	-	-
Ending Balance							
Ending Balance	-	-	-	-	-	-	-
Total Ending Balance	-	-	-	-	-	-	-

**PUBLIC UNIVERSITY CAPITAL CONSTRUCTION
OSU – STUDENT SUCCESS CENTER (CASCADES)**

**Policy Option Package #410
Oregon State University – Student Success Center (Cascades)**

**Agency Request Budget: \$12,000,000
Governor’s Budget: Not Recommended**

PURPOSE

The current campus has limited dedicated student success space. According to the National Survey of Student Engagement (NSSE), which measures student involvement in academic and co-curricular programs, students who are more involved in an institution earn higher grades and persist to graduation. Development of a Student Success Center will improve learning outcomes and facilitate student engagement at OSU-Cascades.

This new building will include a combination of flexible use spaces for classroom, study and tutoring, advising and counseling, arts presentation, informal gathering, maker space, and student involvement (e.g. multi-cultural/social/outdoor programs). It will also provide offices for student success staff, including study abroad, service learning, sports and clubs, career counseling, and internship support. OSU-Cascades is striving to ensure every student participates in at least one type of engagement activity prior to graduation. The Student Success Center would help to facilitate this goal.

STAFFING IMPACT

None.

REVENUE SOURCE

None.

ESSENTIAL AND POLICY PACKAGE FISCAL IMPACT SUMMARY

Higher Education Coordinating Commission
 Pkg: 410 - OSU-Student Success Ctr (Cascades)

Cross Reference Name: Public University Capital Construction
 Cross Reference Number: 52500-116-00-000000

Description	General Fund	Lottery Funds	Other Funds	Federal Funds	Nonlimited Other Funds	Nonlimited Federal Funds	All Funds
Revenues							
General Fund Appropriation	-	-	-	-	-	-	-
General Fund Obligation Bonds	-	-	-	-	-	-	-
Total Revenues	-	-	-	-	-	-	-
Special Payments							
Spc Pmt to Public Universities	-	-	-	-	-	-	-
Total Special Payments	-	-	-	-	-	-	-
Total Expenditures							
Total Expenditures	-	-	-	-	-	-	-
Total Expenditures	-	-	-	-	-	-	-
Ending Balance							
Ending Balance	-	-	-	-	-	-	-
Total Ending Balance	-	-	-	-	-	-	-

PUBLIC UNIVERSITY CAPITAL CONSTRUCTION
PSU – SCIENCE BLDG 1 RENOVATION/EXPANSION

Policy Option Package #411

Portland State University – Science Building 1 Renovation and Expansion

Agency Request Budget: \$73,000,000
Governor’s Budget: Not Recommended

PURPOSE

This proposed project transforms PSU’s outdated Science Building One (SB 1) into a modern facility well-equipped to educate Oregon’s next generation of innovative health and science professionals. The renovated building will be the place for undergraduate and graduate students to develop and hone STEM skills through experiential and collaborative learning. PSU is already a leader in providing research and internship experiences for our students, the renovation and expansion will enable PSU to grow the work of the STEM Equity and Education Institute and the various federally funded support grants for students. This will happen in three ways: First, by constructing collaborative teaching and lab space, PSU will further pedagogical and research innovations. Second, by updating teaching and research labs, PSU will provide students with the training they need to enter the workforce as workplace ready contributors. Finally, by co-locating industry partners with our academic disciplines and students, PSU will enhance workforce pipelines.

STAFFING IMPACT

None.

REVENUE SOURCE

None.

ESSENTIAL AND POLICY PACKAGE FISCAL IMPACT SUMMARY

Higher Education Coordinating Commission
 Pkg: 411 - PSU-Science Bldg 1 Renovation/Expansion

Cross Reference Name: Public University Capital Construction
 Cross Reference Number: 52500-116-00-00-00000

<i>Description</i>	General Fund	Lottery Funds	Other Funds	Federal Funds	Nonlimited Other Funds	Nonlimited Federal Funds	All Funds
Revenues							
General Fund Appropriation	-	-	-	-	-	-	-
General Fund Obligation Bonds	-	-	-	-	-	-	-
Total Revenues	-	-	-	-	-	-	-
Special Payments							
Spc Pmt to Public Universities	-	-	-	-	-	-	-
Total Special Payments	-	-	-	-	-	-	-
Total Expenditures							
Total Expenditures	-	-	-	-	-	-	-
Total Expenditures	-	-	-	-	-	-	-
Ending Balance							
Ending Balance	-	-	-	-	-	-	-
Total Ending Balance	-	-	-	-	-	-	-

PUBLIC UNIVERSITY CAPITAL CONSTRUCTION
UO – HUESTIS HALL DEFERRED MAINTENANCE

Policy Option Package #412
University of Oregon – Huestis Hall Deferred Maintenance

Agency Request Budget: \$54,000,000
Governor’s Budget: Not Recommended

PURPOSE

Huestis Hall is home to a wide variety of educational activities and initiatives that impact student success, and are critical to the state’s attainment of 40-40-20 goals, and the Governor’s Future Ready Oregon initiative. It houses the Biology Department’s undergraduate teaching labs, research laboratories connected to the Institute of Neuroscience, and faculty offices to meet with students.

Huestis Hall, a 45-year old, 60,000 sq. ft. structure is the teaching and research hub for the biological sciences at the University of Oregon. It is identified as the University’s top priority deferred maintenance and renovation project due to its alarmingly high level of seismic vulnerabilities, safety deficiencies, and building systems failures (e.g., plumbing and HVAC systems that are past end-of-life and a failing building envelope that is causing leakage, an inability to control temperatures, and increased energy costs). The proposed project will bring this heavily used, decades-old STEM teaching and research building into the 21st Century, by:

- Eliminating deferred maintenance and serious safety and security issues.
- Updating research spaces and resolve code violations and significant deficiencies.
- Addressing seismic vulnerabilities.
- Resolving access limitations for disabled students and staff.
- Modernizing lab learning spaces.

STAFFING IMPACT

None.

REVENUE SOURCE

None.

ESSENTIAL AND POLICY PACKAGE FISCAL IMPACT SUMMARY

Higher Education Coordinating Commission
 Pkg: 412 - UO-Huestis Hall Deferred Maintenance

Cross Reference Name: Public University Capital Construction
 Cross Reference Number: 52500-116-00-00-00000

<i>Description</i>	General Fund	Lottery Funds	Other Funds	Federal Funds	Nonlimited Other Funds	Nonlimited Federal Funds	All Funds
Revenues							
General Fund Appropriation	-	-	-	-	-	-	-
General Fund Obligation Bonds	-	-	-	-	-	-	-
Total Revenues	-	-	-	-	-	-	-
Special Payments							
Spc Pmt to Public Universities	-	-	-	-	-	-	-
Total Special Payments	-	-	-	-	-	-	-
Total Expenditures							
Total Expenditures	-	-	-	-	-	-	-
Total Expenditures	-	-	-	-	-	-	-
Ending Balance							
Ending Balance	-	-	-	-	-	-	-
Total Ending Balance	-	-	-	-	-	-	-

PUBLIC UNIVERSITY CAPITAL CONSTRUCTION
WOU – PHYSICAL EDUCATION CENTER

Policy Option Package #413
Western Oregon University – Physical Education Center

Agency Request Budget: \$12,000,000
Governor’s Budget: Not Recommended

PURPOSE

Constructed in 1971 the “New” Physical Education (as it is still officially named) (NPE) building is located on the western edge of the academic core approximately five minutes (walking) from the Administration Building. It houses WOU’s indoor varsity athletic courts and team/training/locker rooms, two multipurpose classrooms, as well as athletic department offices. Its gymnasium and multipurpose courts are scheduled each term to support the demand for Health and Physical Education division classes. As the largest venue on campus (the main gym can seat over 3,000 spectators), NPE is used for various campus and community activities including the Cesar E. Chavez Leadership Conference, the Multicultural Student Union Annual Native American Pow-Wow, the Bike MS Willamette Valley charity event and various high school sport camps. Classes, activities, and sports events are heavily scheduled year-round in New PE making it difficult to schedule routine maintenance. Underrepresented students and their communities, also utilize the gym. As a result of heavy use and tight scheduling, NPE has numerous maintenance issues that can no longer be deferred, the need for additional space for team rooms, locker rooms, weight room, smart G & E classrooms, offices, and ADA issues that must be addressed. (Since there is no elevator in NPE, the faculty offices and gymnasium, located on the second floor, are not accessible to people with disabilities.)

STAFFING IMPACT

None.

REVENUE SOURCE

None.

ESSENTIAL AND POLICY PACKAGE FISCAL IMPACT SUMMARY

Higher Education Coordinating Commission
 Pkg: 413 - WOU-Physical Education Center

Cross Reference Name: Public University Capital Construction
 Cross Reference Number: 52500-116-00-000000

<i>Description</i>	General Fund	Lottery Funds	Other Funds	Federal Funds	Nonlimited Other Funds	Nonlimited Federal Funds	All Funds
Revenues							
General Fund Appropriation	-	-	-	-	-	-	-
General Fund Obligation Bonds	-	-	-	-	-	-	-
Total Revenues	-	-	-	-	-	-	-
Special Payments							
Spc Pmt to Public Universities	-	-	-	-	-	-	-
Total Special Payments	-	-	-	-	-	-	-
Total Expenditures							
Total Expenditures	-	-	-	-	-	-	-
Total Expenditures	-	-	-	-	-	-	-
Ending Balance							
Ending Balance	-	-	-	-	-	-	-
Total Ending Balance	-	-	-	-	-	-	-

PUBLIC UNIVERSITY CAPITAL CONSTRUCTION
WOU – STUDENT SUCCESS CENTER

Policy Option Package #414
Western Oregon University – Student Success Center

Agency Request Budget: \$12,000,000
Governor’s Budget: Not Recommended

PURPOSE

The Student Success Center will be located on the Old Education Site which formally housed our Education Department who relocated to its new home the Richard Woodcock Education Center in 2016. The concept is to locate Student Services such as advising, tutoring, student support groups, computer labs and general smart classrooms. This location is at the “heart of campus” and will serve as a central location that can be accessed by the entire WOU community. The expected start date will be summer of 2020 providing funding is approved. Completion of the project is expected by mid-2021.

STAFFING IMPACT

None.

REVENUE SOURCE

None.

ESSENTIAL AND POLICY PACKAGE FISCAL IMPACT SUMMARY

Higher Education Coordinating Commission
 Pkg: 414 - WOU-Student Success Center

Cross Reference Name: Public University Capital Construction
 Cross Reference Number: 52500-116-00-00-00000

<i>Description</i>	General Fund	Lottery Funds	Other Funds	Federal Funds	Nonlimited Other Funds	Nonlimited Federal Funds	All Funds
Revenues							
General Fund Appropriation	-	-	-	-	-	-	-
General Fund Obligation Bonds	-	-	-	-	-	-	-
Total Revenues	-	-	-	-	-	-	-
Special Payments							
Spc Pmt to Public Universities	-	-	-	-	-	-	-
Total Special Payments	-	-	-	-	-	-	-
Total Expenditures							
Total Expenditures	-	-	-	-	-	-	-
Total Expenditures	-	-	-	-	-	-	-
Ending Balance							
Ending Balance	-	-	-	-	-	-	-
Total Ending Balance	-	-	-	-	-	-	-

ESSENTIAL AND POLICY PACKAGE FISCAL IMPACT SUMMARY

Higher Education Coordinating Commission
 Pkg: 415 - PU-Capital Improvement & Renewal

Cross Reference Name: Public University Capital Construction
 Cross Reference Number: 52500-116-00-00-000000

<i>Description</i>	General Fund	Lottery Funds	Other Funds	Federal Funds	Nonlimited Other Funds	Nonlimited Federal Funds	All Funds
Revenues							
General Fund Appropriation	-	-	-	-	-	-	-
General Fund Obligation Bonds	-	-	65,000,000	-	-	-	65,000,000
Total Revenues	-	-	\$65,000,000	-	-	-	\$65,000,000
Special Payments							
Spc Pmt to Public Universities	-	-	65,000,000	-	-	-	65,000,000
Total Special Payments	-	-	\$65,000,000	-	-	-	\$65,000,000
Total Expenditures							
Total Expenditures	-	-	65,000,000	-	-	-	65,000,000
Total Expenditures	-	-	\$65,000,000	-	-	-	\$65,000,000
Ending Balance							
Ending Balance	-	-	-	-	-	-	-
Total Ending Balance	-	-	-	-	-	-	-

PUBLIC UNIVERSITY CAPITAL CONSTRUCTION
EOU – INLOW HALL GRAND STAIRCASE

Policy Option Package #416
Eastern Oregon University – Inlow Hall Grand Staircase

Agency Request Budget: \$3,000,000
Governor’s Budget: \$3,000,000

PURPOSE

Staircase Reconstruction

Site work will include landscape renovation of the Inlow Hall at the entry and replacement of the Grand Staircase which is a community asset and a link between EOU and downtown La Grande.

STAFFING IMPACT

None.

REVENUE SOURCE

Other Funds Capital Construction \$3,000,000

ESSENTIAL AND POLICY PACKAGE FISCAL IMPACT SUMMARY

Higher Education Coordinating Commission
 Pkg: 416 - EOU-Inlow Hall Grand Staircase

Cross Reference Name: Public University Capital Construction
 Cross Reference Number: 52500-116-00-00-000000

Description	General Fund	Lottery Funds	Other Funds	Federal Funds	Nonlimited Other Funds	Nonlimited Federal Funds	All Funds
Revenues							
General Fund Appropriation	-	-	-	-	-	-	-
General Fund Obligation Bonds	-	-	3,000,000	-	-	-	3,000,000
Total Revenues	-	-	\$3,000,000	-	-	-	\$3,000,000
Special Payments							
Spc Pmt to Public Universities	-	-	3,000,000	-	-	-	3,000,000
Total Special Payments	-	-	\$3,000,000	-	-	-	\$3,000,000
Total Expenditures							
Total Expenditures	-	-	3,000,000	-	-	-	3,000,000
Total Expenditures	-	-	\$3,000,000	-	-	-	\$3,000,000
Ending Balance							
Ending Balance	-	-	-	-	-	-	-
Total Ending Balance	-	-	-	-	-	-	-

PUBLIC UNIVERSITY CAPITAL CONSTRUCTION
EOU – INLOW HALL PHASE II SEISMIC/RENOVATION

Policy Option Package #417
Eastern Oregon University – Inlow Hall Phase II Seismic/Renovation

Agency Request Budget: \$9,500,000
Governor's Budget: Not Recommended

PURPOSE

Inlow Hall Renovation, Phase II

This project will complete the full restoration of Inlow Hall, the primary administrative and student services building at EOU. Inlow Hall was the original campus building and is on the National Register of Historic Buildings. The restoration was started in 2009 as phase I that included partial seismic and mechanical upgrades. Phase II will complete the seismic work, improve energy efficiency, preserve the historic integrity of the building, and allow for greater utility of classroom space and distance education facilities.

STAFFING IMPACT

None.

REVENUE SOURCE

None.

ESSENTIAL AND POLICY PACKAGE FISCAL IMPACT SUMMARY

Higher Education Coordinating Commission
 Pkg: 417 - EOU-Inlow Hall Phase II Seismic/Renovation

Cross Reference Name: Public University Capital Construction
 Cross Reference Number: 52500-116-00-000000

Description	General Fund	Lottery Funds	Other Funds	Federal Funds	Nonlimited Other Funds	Nonlimited Federal Funds	All Funds
Revenues							
General Fund Appropriation	-	-	-	-	-	-	-
General Fund Obligation Bonds	-	-	-	-	-	-	-
Total Revenues	-	-	-	-	-	-	-
Special Payments							
Spc Pmt to Public Universities	-	-	-	-	-	-	-
Total Special Payments	-	-	-	-	-	-	-
Total Expenditures							
Total Expenditures	-	-	-	-	-	-	-
Total Expenditures	-	-	-	-	-	-	-
Ending Balance							
Ending Balance	-	-	-	-	-	-	-
Total Ending Balance	-	-	-	-	-	-	-

PUBLIC UNIVERSITY CAPITAL CONSTRUCTION
OSU – STUDENT SUCCESS CTR LAND DEV (CASCADES)

Policy Option Package #418
Oregon State University – Student Success Center and Land Development (Cascades)

Agency Request Budget: \$17,500,000
Governor’s Budget: Not Recommended

PURPOSE

To advance the physical development of OSU-Cascades 128-acre campus and support the growing academic and campus life programming, a second phase of land development is necessary for the recently purchased property from the county. This portion of the site will expand developable land for growth of the core academic and recreation districts of the campus. The improved land will support facility expansion including academic buildings, a health and wellness center, on-campus residences, recreation fields and additional parking and infrastructure improvements.

STAFFING IMPACT

None.

REVENUE SOURCE

None.

ESSENTIAL AND POLICY PACKAGE FISCAL IMPACT SUMMARY

Higher Education Coordinating Commission
 Pkg: 418 - OSU-Student Success Ctr Land Dev (Cascades)

Cross Reference Name: Public University Capital Construction
 Cross Reference Number: 52500-116-00-00-00000

Description	General Fund	Lottery Funds	Other Funds	Federal Funds	Nonlimited Other Funds	Nonlimited Federal Funds	All Funds
Revenues							
General Fund Appropriation	-	-	-	-	-	-	-
General Fund Obligation Bonds	-	-	-	-	-	-	-
Total Revenues	-	-	-	-	-	-	-
Special Payments							
Spc Pmt to Public Universities	-	-	-	-	-	-	-
Total Special Payments	-	-	-	-	-	-	-
Total Expenditures							
Total Expenditures	-	-	-	-	-	-	-
Total Expenditures	-	-	-	-	-	-	-
Ending Balance							
Ending Balance	-	-	-	-	-	-	-
Total Ending Balance	-	-	-	-	-	-	-

PUBLIC UNIVERSITY CAPITAL CONSTRUCTION
SOU – BRITT HALL MECH IMPROVEMENTS

Policy Option Package #419
Southern Oregon University – Britt Hall Mechanical Improvements

Agency Request Budget: \$4,000,000
Governor’s Budget: Not Recommended

PURPOSE

Southern Oregon University (SOU) has commissioned several studies concerning the HVAC systems of Britt Hall due to inconsistent or inadequate cooling, stagnant air, and over-heating on the main floor. These conditions were exacerbated by the changing programs and departments that occupy the building (Service Center, Nursing, Administration, Admissions, etc). The current HVAC system modification occurred in 1956, with various retrofits coinciding with building additions until the most recent in 1971. A recent allocation for Seismic Repairs from the 2017 XI-Q bond sales will only address the seismic deficiencies in Britt. This was confirmed by a study by KPFF engineering (Portland) during the Spring of 2017. Britt also lacks sprinklers and a modern fire alarm system. The current HVAC controls do not provide direct digital controls of the mechanical systems, and are only partially connected to the centralized HVAC controls system.

STAFFING IMPACT

None.

REVENUE SOURCE

None.

ESSENTIAL AND POLICY PACKAGE FISCAL IMPACT SUMMARY

Higher Education Coordinating Commission
 Pkg: 419 - SOU-Britt Hall Mech Improvements

Cross Reference Name: Public University Capital Construction
 Cross Reference Number: 52500-116-00-00-00000

<i>Description</i>	General Fund	Lottery Funds	Other Funds	Federal Funds	Nonlimited Other Funds	Nonlimited Federal Funds	All Funds
Revenues							
General Fund Appropriation	-	-	-	-	-	-	-
General Fund Obligation Bonds	-	-	-	-	-	-	-
Total Revenues	-	-	-	-	-	-	-
Special Payments							
Spc Pmt to Public Universities	-	-	-	-	-	-	-
Total Special Payments	-	-	-	-	-	-	-
Total Expenditures							
Total Expenditures	-	-	-	-	-	-	-
Total Expenditures	-	-	-	-	-	-	-
Ending Balance							
Ending Balance	-	-	-	-	-	-	-
Total Ending Balance	-	-	-	-	-	-	-

PUBLIC UNIVERSITY CAPITAL CONSTRUCTION
MUSIC HALL MECH – ADA IMPROVEMENTS

Policy Option Package #420

Southern Oregon University – Music Hall Mechanical and ADA Improvements

Agency Request Budget: \$8,000,000
Governor’s Budget: Not Recommended

PURPOSE

SOU has commissioned several studies concerning the HVAC systems of the Music building due to inconsistent or inadequate cooling, stagnant air, and over-heating in the Auditorium. The Music building cooling issues are due to deterioration; inaccessibility to make repairs related to enclosed duct work within hard ceilings; and outdated controls. The building has undersized and non-compliant ADA restrooms, with the facility restrooms grossly under capacity during events. Restrooms are undersized (two toilets per restroom) with insufficient wheelchair accessibility. Three studies have been commissioned over the last 6 years to determine cause and solutions to the heating issues (Cole Breit -2017, ArcSin -2011, Climate Mechanical - 2017). Consistently the solutions have been to add new chillers, upsize ductwork, and seal all leaks. The challenge is all duct work is “built in” behind “hard lid ceilings”. Music is also in need of direct digital controls of the mechanical systems to current campus centralized standard.

STAFFING IMPACT

None.

REVENUE SOURCE

None.

ESSENTIAL AND POLICY PACKAGE FISCAL IMPACT SUMMARY

Higher Education Coordinating Commission
 Pkg: 420 - SOU-Music Hall Mech-ADA Improvements

Cross Reference Name: Public University Capital Construction
 Cross Reference Number: 52500-116-00-00-00000

Description	General Fund	Lottery Funds	Other Funds	Federal Funds	Nonlimited Other Funds	Nonlimited Federal Funds	All Funds
Revenues							
General Fund Appropriation	-	-	-	-	-	-	-
General Fund Obligation Bonds	-	-	-	-	-	-	-
Total Revenues	-	-	-	-	-	-	-
Special Payments							
Spc Pmt to Public Universities	-	-	-	-	-	-	-
Total Special Payments	-	-	-	-	-	-	-
Total Expenditures							
Total Expenditures	-	-	-	-	-	-	-
Total Expenditures	-	-	-	-	-	-	-
Ending Balance							
Ending Balance	-	-	-	-	-	-	-
Total Ending Balance	-	-	-	-	-	-	-

COMMUNITY COLLEGE CAPITAL CONSTRUCTION

Description

ORS 341.009 (14) stipulates that the state should maintain a policy of substantial state participation in community college building costs. The Office of Community Colleges & Workforce Development administers the requirements according to the Higher Education Coordinating Commission and OAR 589-003-0100 Community College Construction.

The capital construction projects requested in this budget include a request for \$16,860,000 in XI-G Bonds, supporting projects at 3 of the state's community colleges. The following list presents a prioritization of project requests based on August 1, 2018 action by the Funding & Achievement Subcommittee.

Institution	Project	Priority Ranking	POP Number
Klamath	Apprenticeship and Industrial Trades Center	1	404
Central Oregon	Redmond Campus General-Purpose Classroom	2	406
Treasure Valley	Nursing-Allied Health Professions Center	3	405

DETAIL OF LOTTERY FUNDS, OTHER FUNDS, AND FEDERAL FUNDS REVENUE

Higher Education Coordinating Commission
2019-21 Biennium

Agency Number: 52500
Cross Reference Number: 52500-117-00-00-00000

Source	2015-17 Actuals	2017-19 Leg Adopted Budget	2017-19 Leg Approved Budget	2019-21 Agency Request Budget	2019-21 Governor's Budget	2019-21 Leg. Adopted Audit
Other Funds						
General Fund Obligation Bonds	-	103,185,000	103,185,000	16,860,000	59,656,991	-
Lottery Bonds	-	-	-	-	8,000,000	-
Other Revenues	-	1,500,000	1,500,000	-	-	-
Transfer Out - Intrafund	-	(1,787,759)	(1,787,759)	-	-	-
Total Other Funds	-	\$102,897,241	\$102,897,241	\$16,860,000	\$67,656,991	-

COMMUNITY COLLEGE CAPITAL CONSTRUCTION

ESSENTIAL PACKAGES

Essential Packages

The Essential Packages represent changes made to the 2017-19 budget that estimate the cost to continue current legislatively approved programs into the 2019-21 biennium.

Package 022: Phase out

This package removes one-time funding associated with the Advanced Transportation Center. This packages phases-out (\$1,500,000) Other Funds.

ESSENTIAL AND POLICY PACKAGE FISCAL IMPACT SUMMARY

Higher Education Coordinating Commission
 Pkg: 022 - Phase-out Pgm & One-time Costs

Cross Reference Name: Community College Capital Construction
 Cross Reference Number: 52500-117-00-000000

Description	General Fund	Lottery Funds	Other Funds	Federal Funds	Nonlimited Other Funds	Nonlimited Federal Funds	All Funds
Special Payments							
Dist to Comm College Districts	-	-	(1,500,000)	-	-	-	(1,500,000)
Total Special Payments	-	-	(\$1,500,000)	-	-	-	(\$1,500,000)
Total Expenditures							
Total Expenditures	-	-	(1,500,000)	-	-	-	(1,500,000)
Total Expenditures	-	-	(\$1,500,000)	-	-	-	(\$1,500,000)
Ending Balance							
Ending Balance	-	-	1,500,000	-	-	-	1,500,000
Total Ending Balance	-	-	\$1,500,000	-	-	-	\$1,500,000

COMMUNITY COLLEGE CAPITAL CONSTRUCTION
ANALYST ADJUSTMENTS

POLICY OPTION PACKAGE #090

Analyst Adjustments

Agency Request Budget: None
Governor's Budget: \$55,746,991

PURPOSE

1. The package is also modified to add the Costs of Issuance for certain projects to be funded through Lottery Bonds and General Obligation Bonds. The projects are (117-00):
 - BMCC: Facility for Agricultural Resource Management \$8,000,000 Other Funds (new Lottery Bond issuance)
 - BMCC: Facility for Agricultural Resource Management \$5,000,000 Other Funds (reauthorize XI-G)
 - CCC: Marine Science center Renovation & Expansion \$8,000,000 Other Funds (reauthorize XI-G)
 - LCC: Health Care Village Facility \$8,000,000 Other Funds (reauthorize XI-G)
 - MHCC: Maywood Park Center \$8,000,000 Other Funds (reauthorize XI-G)
 - OCCC: Workforce Education & Resiliency Center \$2,746,991 Other Funds (reauthorize XI-G)
 - SOCC: Dellwood Hall Remodel & Expansion \$8,000,000 Other Funds (reauthorize XI-G)
 - UCC: Industrial Technology Building \$8,000,000 Other Funds (reauthorize XI-G)

REVENUE SOURCE

Other Funds Capital Construction	47,746,991
Other Funds Capital Construction	8,000,000
Total Funds	\$55,746,991

ESSENTIAL AND POLICY PACKAGE FISCAL IMPACT SUMMARY

Higher Education Coordinating Commission
 Pkg: 090 - Analyst Adjustments

Cross Reference Name: Community College Capital Construction
 Cross Reference Number: 52500-117-00-00-00000

Description	General Fund	Lottery Funds	Other Funds	Federal Funds	Nonlimited Other Funds	Nonlimited Federal Funds	All Funds
Revenues							
General Fund Obligation Bonds	-	-	47,746,991	-	-	-	47,746,991
Lottery Bonds	-	-	8,000,000	-	-	-	8,000,000
Total Revenues	-	-	\$55,746,991	-	-	-	\$55,746,991
Special Payments							
Dist to Comm College Districts	-	-	55,746,991	-	-	-	55,746,991
Total Special Payments	-	-	\$55,746,991	-	-	-	\$55,746,991
Total Expenditures							
Total Expenditures	-	-	55,746,991	-	-	-	55,746,991
Total Expenditures	-	-	\$55,746,991	-	-	-	\$55,746,991
Ending Balance							
Ending Balance	-	-	-	-	-	-	-
Total Ending Balance	-	-	-	-	-	-	-

**COMMUNITY COLLEGE CAPITAL CONSTRUCTION
APPRENTICESHIP AND INDUSTRIAL TRADES CENTER**

**Policy Option Package #404
Klamath Community College – Apprenticeship and Industrial Trades Center**

**Agency Request Budget: \$3,910,000
Governor’s Budget: \$3,910,000**

PURPOSE

Project summary:

Instructional building totaling 19,050-square-foot for Apprenticeship and Industrial Trades Center (split into 6,500 sq. ft. various practice simulation structures for EMT/Fire Science & 13,000 sq. ft. for other programs). Primarily shop space, storage, paved and gravel area for CDL training, fire engine training and limited classroom space. Centralizes trade programs to one location. Would provide hands on learning space for enrolled students for current apprenticeship and CTE programs. As well as creating new trade related programs. Improvement in skill gaps/lack of talent for the area to assist in filling employer vacancy needs.

- Expand current programs including CDL truck driving, Fire Sciences, and Emergency Medical Operations;
- Establish simulation flex-lab space for new trade-related programs, such as carpentry, sheet metal fabrication, heating, ventilation and air conditioning (HVAC), and pre-construction skills training;
- Offer hands-on pre-apprenticeship programs coupled with soft skills training to high school and nontraditional students;
- Certify skill attainment and award industry-recognized credentials; and
- Facilitate recruitment opportunities to connect qualified workers with local businesses.

STAFFING IMPACT

None.

REVENUE SOURCE

Other Funds Capital Construction \$3,910,000

2019-2021 Biennium

Governor’s Budget

ESSENTIAL AND POLICY PACKAGE FISCAL IMPACT SUMMARY

Higher Education Coordinating Commission
 Pkg: 404 - CC-Apprenticeship & Industrial Trades Center

Cross Reference Name: Community College Capital Construction
 Cross Reference Number: 52500-117-00-000000

<i>Description</i>	General Fund	Lottery Funds	Other Funds	Federal Funds	Nonlimited Other Funds	Nonlimited Federal Funds	All Funds
Revenues							
General Fund Appropriation	-	-	-	-	-	-	-
General Fund Obligation Bonds	-	-	3,910,000	-	-	-	3,910,000
Total Revenues	-	-	\$3,910,000	-	-	-	\$3,910,000
Special Payments							
Dist to Comm College Districts	-	-	3,910,000	-	-	-	3,910,000
Total Special Payments	-	-	\$3,910,000	-	-	-	\$3,910,000
Total Expenditures							
Total Expenditures	-	-	3,910,000	-	-	-	3,910,000
Total Expenditures	-	-	\$3,910,000	-	-	-	\$3,910,000
Ending Balance							
Ending Balance	-	-	-	-	-	-	-
Total Ending Balance	-	-	-	-	-	-	-

COMMUNITY COLLEGE CAPITAL CONSTRUCTION
NURSING-ALLIED HEALTH PROFESSIONS CENTER

Policy Option Package #405

Treasure Valley Community College – Nursing-Allied Health Professions Center

Agency Request Budget: \$4,950,000

Governor's Budget: Not Recommended

PURPOSE

Project summary:

The Tec Lab Building was built in the mid-1960's and has not been substantially remodeled or expanded since that time. The building currently houses the college's nursing program but is not capable, in its current design and condition to provide instruction that will be able to meet the changing and expanding needs of the modern health care field. Classrooms, lab space, offices, and common spaces in this building are not configured to provide training and instruction in a format or fashion that is consistent with a modern nursing care or Allied Health operations or facilities where our students are seeking employment. Space constraints of the current location prevent remodel, of the scope necessary, to meet the current needs or future opportunities.

Facilities detail:

Construction of a new 30,000 sq. ft. Nursing-Allied Health Professions Center that will provide modernized and flexible spaces equipped to deliver support services, training, and instruction that is consistent with modern academic buildings and health care facilities. The new facility will house: classrooms, lab spaces, offices suite for nursing instructors, nursing student study/library/lounge area. Instructional resource room: Instructional support space, classroom/program space for certified nursing assistant students, classroom/program space for emergency medical technicians. New facility would also include: program space for health information systems, classroom/program space for emergency medical assistant, x-ray technician, phlebotomist, and surgery technician. General space to include: building support spaces, tiered lecture hall, computer labs, general purpose classrooms, student lounge / study spaces, office suites for program instructors and adjunct faculty.

STAFFING IMPACT

None.

REVENUE SOURCE

None.

ESSENTIAL AND POLICY PACKAGE FISCAL IMPACT SUMMARY

Higher Education Coordinating Commission
 Pkg: 405 - CC-Nursing-Allied Health Professions Center

Cross Reference Name: Community College Capital Construction
 Cross Reference Number: 52500-117-00-00-00000

<i>Description</i>	General Fund	Lottery Funds	Other Funds	Federal Funds	Nonlimited Other Funds	Nonlimited Federal Funds	All Funds
Revenues							
General Fund Appropriation	-						
General Fund Obligation Bonds							
Total Revenues	-						
Special Payments							
Dist to Comm College Districts							
Total Special Payments							
Total Expenditures							
Total Expenditures							
Total Expenditures							
Ending Balance							
Ending Balance							
Total Ending Balance							

COMMUNITY COLLEGE CAPITAL CONSTRUCTION
REDMOND CAMPUS GENERAL-PURPOSE CLASSROOM

Policy Option Package #406
Central Oregon Community College – Redmond Campus General-Purpose Classroom

Agency Request Budget: \$8,000,000
Governor’s Budget: \$8,000,000

PURPOSE

Project summary:

Construction of approx. 30,000 sq. ft. general purpose classroom building, to offer a wider range catalog classes of academic and workforce related programs on the Redmond Campus. Opportunity for science and computer classroom/labs, student study, and support space, in addition to providing complete instructional workforce programming that includes STEM and CTE to meet fast growing region in meeting the quality standards of a postsecondary institution. Grant would provide investment in instructional technology and technology infrastructure to enable connectivity to the existing COCC technology network and expand COCC’s capability for technology based instruction to and from the Redmond Campus. Offers students a lesser commute to the Bend campus of up to two hour commute for some in the surrounding area. Overall requesting \$8 million of Article XI-G Bonds.

Facilities detail:

The preliminary gross square footage is 30,000, with 22,150 of assignable square footage. An anticipated design would be a sustainable two-story structure.

STAFFING IMPACT

None.

REVENUE SOURCE

Other Funds Capital Construction \$8,000,000

ESSENTIAL AND POLICY PACKAGE FISCAL IMPACT SUMMARY

Higher Education Coordinating Commission
 Pkg: 406 - CC-Remond Campus General-Purpose Classroom

Cross Reference Name: Community College Capital Construction
 Cross Reference Number: 52500-117-00-00-00000

Description	General Fund	Lottery Funds	Other Funds	Federal Funds	Nonlimited Other Funds	Nonlimited Federal Funds	All Funds
Revenues							
General Fund Appropriation	-	-	-	-	-	-	-
General Fund Obligation Bonds	-	-	8,000,000	-	-	-	8,000,000
Total Revenues	-	-	\$8,000,000	-	-	-	\$8,000,000
Special Payments							
Dist to Comm College Districts	-	-	8,000,000	-	-	-	8,000,000
Total Special Payments	-	-	\$8,000,000	-	-	-	\$8,000,000
Total Expenditures							
Total Expenditures	-	-	8,000,000	-	-	-	8,000,000
Total Expenditures	-	-	\$8,000,000	-	-	-	\$8,000,000
Ending Balance							
Ending Balance	-	-	-	-	-	-	-
Total Ending Balance	-	-	-	-	-	-	-

CRITERIA	WEIGHT	SCORING VALUE	FAMIS	Course Approval/ET PL/Transfer
Strategic Value				
Required Service/Product-Business Alignment (are any of these are true?) <ul style="list-style-type: none"> • Mandate (legislative, federal or state) • Meets a strategic business need • Governor Initiative/Strategy • Priority/Compliance for industry value to customer 	5	0,3, 6, 9 0: none are true 3: one is true 6: two or three are true 9: all are true	45	45
Number of user and the level of positive impact for using the product/service. Consumers or users of the service, product or data. Customer could be citizens, internal agency users, other state/local agencies or other external stakeholders. On projects that are	4	0,3, 6, 9 0: no value to customer 3: low value to customer 6: medium value to customer 9: high value to customer	36	36
Leverage Potential Multiplier effect: <ul style="list-style-type: none"> • Service/product can be leveraged as a shared or managed service across agencies or policy area • Service/product can be leveraged as a utility service • Service/product adds value for external partners 	2	0,3, 6, 9 0: no potential, isolated service 3: low potential 6: medium potential 9: high potential	6	12
Risk				
Importance to Risk Mitigation Would the agency, state, or its customer be exposed to a risk or impact if the service or product is not offered? Or, is an existing service at risk? Do other current services/products depend on it? This could be security, safety, legal or any other risk related in loss.	5	0,3, 6, 9 0: no risk to state/ customer if not offered 3: low risk to state/customer if not offered 6: medium risk to state/customer if not offered 9: high risk to state/customer if not offered	45	45
Financial				
Return on Investment (ROI) / Cost Avoidance Project ROI reduces cost in expenditures once project becomes a program. Must have a way to measure ROI and the amount of cost that will be avoided due to implementation of the project.	4	0,3, 6, 9 0: ROI none or unknown 3: ROI gained over two biennia 6: ROI gained within two biennia 9: ROI gained in one biennium	0	12
TOTAL PROJECT SCORE		Max: 172	132	150
Agency Priority Ranking	Despite the scoring criteria listed, the HECC IT Governance Board has identified FAMIS as the higher priority for the agency.		1st	2nd

KEY PERFORMANCE MEASURES

Key Performance Measures

The HECC 2017 report of annual key performance measures is enclosed. An updated report for 2018 will be provided with the 2018 Governor's Recommended Budget, including small corrections for several KPMs.

Higher Education Coordinating Commission

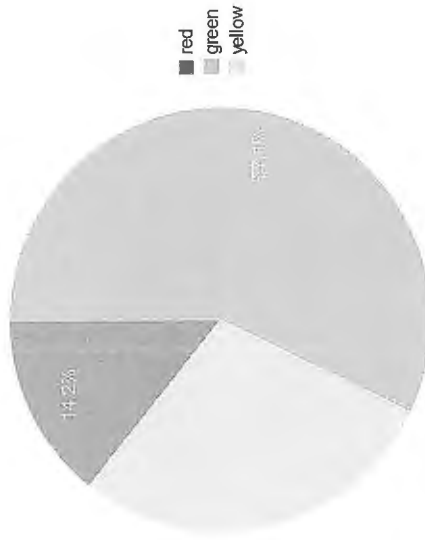
Annual Performance Progress Report

Reporting Year 2017

Published: 10/20/2017 3:05:04 PM

KPM # Approved Key Performance Measures (KPMs)

- 1 Oregon High School Graduates Attending College - Percentage of Oregon students enrolled in college within 16 months of their 4-year high school cohort graduation date.
- 2 Racial/Ethnic Differences Among Oregon High School Graduates Attending College - Percentage of Oregon students enrolled in college within 16 months of their 4-year high school cohort graduation date, disaggregated by race/ethnicity
- 3 College Credits Earned by K-12 Students - Amount of postsecondary credit per graduate awarded to K-12 students.
- 4 Oregon Educational Attainment - Percent of young Oregon adults with post secondary degree or certificate
- 5 Community College Completion and Transfer Rate - Percentage of community college students who complete an associate degree or certificate or who transfer to the university system within three years.
- 6 Racial/Ethnic Differences for Community College Completion and Transfer Rate - Percentage of community college students who complete an associate degree or certificate or who transfer to university system within three years by race/ethnicity.
- 7 Public University Graduation Rate - Percentage of public university college students who complete a bachelor's degree within 6 years.
- 8 Racial/Ethnic Differences for Public University Graduation Rate - Percentage of public university students who complete a bachelor's degree within 6 years, by race/ethnicity.
- 9 Percentage of resident enrolled students who are incurring unaffordable costs - Percentage of resident enrolled students who are incurring unaffordable costs adjusted with institutional aid.
- 10 Racial/Ethnic Differences in Percentage of Resident Students incurring Unaffordable Costs - Percentage of resident enrolled students who are incurring unaffordable costs adjusted with institutional aid, by race/ethnicity.
- 11 Earnings of Community College Completers - Median earnings of community college completers five years after completion.
- 12 Racial/Ethnic Differences in Earnings of Community College Completers - Median earnings of community college completers, five years after completion, by race/ethnicity.
- 13 Earnings of bachelor's degree completers - Median earnings of graduates with bachelor's degrees five years after completion
- 14 Racial/Ethnic Differences in Earnings of Bachelor's Degree Completers - Median earnings of graduates with bachelor's degrees, five years after completion, by race/ethnicity.
- 15 Customer Service - Percent of customers rating their satisfaction with the agency's customer service as "good" or "excellent"; overall, timeliness, accuracy, helpfulness, expertise, availability of information.
- 16 Commission Best Practices - Percent of total best practices met by the Commission.



Performance Summary

Green = Target to -5%
57.14%


Yellow = Target -5% to -15%
28.57%

Red = Target > -15%
14.29%

Summary Stats:

KPM #1 Oregon High School Graduates Attending College - Percentage of Oregon students enrolled in college within 16 months of their 4-year high school cohort graduation date.
Data Collection Period: Jan 01 - Oct 31

* Upward Trend = positive result



Report Year

2016 2017

Oregon High School Graduates Attending College

Actual	62%	59.70%	60.80%	59.40%	57.40%
Target	66%	66%	66%	66%	66%

How Are We Doing

The percentage of Oregon high school graduating seniors who enroll in college within 16 months of graduation has declined slightly for the past three years. For the graduation class of 2014-15, 57.4 percent of students enrolled in college within 16 months. This is slight decline from the previous years, when between 59.4 percent (for the 2013-14 graduating class) and 62 percent (for the 2010-11 graduating class) enrolled in college. The decline likely reflects the rising high school graduation rate at Oregon public high schools over this period (from 69.1 percent in 2011 to 73.8 percent in 2015). High school graduates who were most likely to enroll in higher education were already enrolling in previous years, and these students were accompanied in more recent years by those less likely to attend postsecondary school. Increasing the high school graduation rate is a necessary first step in raising the state's educational attainment, and the next step will be to continue the education of these new high school graduates.

An additional reason for the slight declines in the college-going rate is the improving economy in Oregon and the nation. With employment rates largely recovered from the national Great Recession, postsecondary enrollment has declined for many groups. The highest college-going enrollment rate in the past five years was 62 percent for the class graduating from high school in 2010-11, during the midst of the Great Recession.

Oregon remains below the national rate of high school seniors attending college after graduation. Nationally, 69.2 percent of seniors who graduated from high school between January and October of 2015 were enrolled in college by October 2015. Similarly, for 2014, 68.4 percent of seniors who graduated from high school between January and October of 2014 were enrolled in college that October. The narrower window for college enrollment (between zero and ten months after high school graduation, compared with 16 months for the Oregon measure) likely underestimates the difference between the national and Oregon rates. If Oregon's measure used the same zero to ten-month window to measure college enrollment after high school, Oregon's rate would likely be lower.

Factors Affecting Results

College costs, the availability of need-based financial aid, geographic proximity of postsecondary institutions, state and regional economic outlooks and job markets, and the aspirations of high school graduates and Oregon's young adults affect college enrollment rates.

Other Comments:

This measure presents an estimate of how many high school graduates continue their education in a postsecondary institution immediately or soon after high school

We define this concept as follows:

(Number of high school graduates enrolled in college within 16 months of graduation) divided by (Number of students in high school 4-year graduating class)

NOTE: "High school graduates" includes all students who received a regular four-year diploma, a modified four-year diploma, or a GED within four years of high school.

Limitations of this definition are:

The measure uses a 16-month window after high school graduation during which graduating seniors can enroll in college to be included in the measure. This contrasts with the federal definition, which uses a zero- to ten-month window (enrollment in October for those graduating from high school between January and October of the same year). This makes national comparisons less precise than if the measures were the same. The measure uses a slightly different definition of high school graduates than the federal definition. The federal definition is a self-reported measure based on self-reported answers to a question asking whether respondents graduated from high school. It is not clear how respondents who received a modified four-year diploma or a GED within that zero-to-ten-month window answered this question.


Given these limitations, results suggest:

The college enrollment rates of high school graduates in Oregon declined after 2010-11 and, though the declines are small, stability in enrollment rates is not rising. Higher college enrollment rates will be necessary to maintain progress toward 40-40-20. A narrower definition of "high school graduate" that uses only those who received regular diplomas yields Oregon results that are closer to the national average, though still slightly declining.

Improvements to this measure would come from:

We have no recommendations for improvements to this measure. Additional, parallel measures that mirror the federal window for college enrollment after graduation would be useful for comparison purposes.

KPM #2 Racial/Ethnic Differences Among Oregon High School Graduates Attending College - Percentage of Oregon students enrolled in college within 16 months of their 4-year high school cohort graduation date, disaggregated by race/ethnicity
 Data Collection Period: Jan 01 - Jan 01



Report Year	2013	2014	2015	2016	2017
American Indian or Alaskan Native					
Actual	No Data	No Data	No Data	No Data	48.40%
Target	TBD	TBD	TBD	TBD	TBD
Asian American					
Actual	No Data	No Data	No Data	No Data	72%
Target	TBD	TBD	TBD	TBD	TBD
Black or African American					
Actual	No Data	No Data	No Data	No Data	61%
Target	TBD	TBD	TBD	TBD	TBD
Hispanic or Latina/o					
Actual	No Data	No Data	No Data	No Data	53.30%
Target	TBD	TBD	TBD	TBD	TBD
Native Hawaiian or Pacific Islander					
Actual	No Data	No Data	No Data	No Data	50%
Target	TBD	TBD	TBD	TBD	TBD
White					
Actual	No Data	No Data	No Data	No Data	57.50%
Target	TBD	TBD	TBD	TBD	TBD

How Are We Doing

The percentage of Oregon high school graduating seniors who enroll in college within 16 months of graduation varies substantially by race/ethnicity. For the graduation class of 2014–15, the college-going rate ranges from a high of 72.0 percent for Asian American students to a low of 48.5 percent for American Indian/Alaska Native students. Black/African American students have the second highest college-going rate (61.0 percent), followed by multi-racial students (59.0 percent), white students (57.5 percent), Hispanic/Latino/-a students (53 percent), Native Hawaiian/Pacific Islander students (50.0 percent), and American Indian/Alaska Native students. In addition, multi-racial students (who may be of any race-ethnicity) have a college-going rate of 59.0 percent.

Oregon is behind the national averages for all groups except African American students, as shown below. Note that national data are not available for all groups.

	Asian American	Black/African American	Hispanic	nonHispanic White
Oregon, 16 months	72.0	61.0	53.3	57.5
National, 4 to 10 months	83.2	55.6	68.9	71.3

Source for national data: National Center for Education Statistics, https://nces.ed.gov/programs/digest/d16/tables/dt16_302.20.asp

Factors Affecting Results

College costs, the availability of need-based financial aid, geographic proximity of postsecondary institutions, state and regional economic outlooks and job markets, the aspirations of high school graduates and Oregon’s young adults, and racial/ethnic disparities in any of these categories affect college enrollment rates.

Other Comments:

This is a new KPM, and we therefore do not have prior years of data.

This measure presents an estimate of how many high school graduates continue their education in a postsecondary institution immediately or soon after high school

We define this concept as follows:

(Number of high school graduates enrolled in college within 16 months of graduation) divided by (Number of students in high school 4-year graduating class)

NOTE: “High school graduates” includes all students who received a regular four-year diploma, a modified four-year diploma, or a GED within four years of high school.

Limitations of this definition are:

The measure uses a 16-month window after high school graduation during which graduating seniors can enroll in college to be included in the measure. This contrasts with the federal definition, which uses a zero- to ten-month window (enrollment in October for those graduating from high school between January and October of the same year). This makes national comparisons less precise than if the measures were the same. The measure uses a slightly different definition of high school graduates than the federal definition. The federal definition is a self-reported measure based on self-reported answers to a question asking whether respondents graduated from high school. It is not clear how respondents who received a modified four-year diploma or a GED within that zero-to-ten-month window answered this question.

Given these limitations, results suggest:

The college enrollment rates of high school graduates in Oregon declined after 2010-11 and, though the declines are small, stability in enrollment rates is not rising. Higher college enrollment rates will be necessary to maintain progress toward 40–40–20. A narrower definition of “high school graduate” that uses only those who received regular diplomas yields Oregon results that are closer to the national average, though still slightly declining.


Improvements to this measure would come from:

We have no recommendations for improvements to this measure. Additional, parallel measures that mirror the federal window for college enrollment after graduation would be useful for comparison

purposes.

KPM #3 College Credits Earned by K-12 Students - Amount of postsecondary credit per graduate awarded to K-12 students.
 Data Collection Period: Sep 01 - Aug 31

* Upward Trend = positive result



Report Year

College Credits Earned by K-12 Students

Actual

Target

How Are We Doing

In 2015-16, K-12 students earned an average of 10.48 college credits per high school graduate. In 2015-16, Oregon K-12 students earned between 0 and 66 credits in a single academic year.

Factors Affecting Results

Data availability, availability of, access to, and financing of programs allowing high school students to earn college credits at a minimal or no cost, academic preparation.

Other Comments:

This measure identifies the college credit earned by students in kindergarten through twelfth grade. It is an indicator of the "leg up" that students have entering postsecondary education. Students who have completed six to nine credits have an advantage in completing postsecondary education and training. This measure is a calculation that represents the number of college credits awarded to K-12 students, per high school graduate, in one academic year.

We define this concept in the following terms:

- Credits included in the calculation of the numerator include credits earned by:
 - Students reported by community colleges as participating in the Dual Credit Program

- Students reported by community colleges as participating in the Expanded Options Program
- Students reported by universities as enrolled in Dual Credit courses

- "Dual Credit" is defined as awarding secondary and postsecondary credit for a course offered in a high school during regular school hours, as determined by local school board and community college board policy. Dual Credit courses include both lower division collegiate courses and career/technical preparation courses. Dual Credit courses are designed to help high school students progress through postsecondary education by eliminating duplication of course work.
- "Expanded Options Program" allows high school students to take courses at Oregon community colleges and universities to earn concurrent high school and college credits. If accepted into the program, the student's sponsoring high school covers the cost of tuition and fees.
- Postsecondary credits earned by students described above were totaled for the academic year. In community colleges, all credits earned by these students were included in the calculation, including credits in courses that were not designated Dual Credit or Expanded Options courses.
- Only credits from courses that were completed successfully were included in the calculation. Successful completion is defined as course completion with a grade 'C-' or better, or with a grade 'Pass' in Pass/No Pass courses.
- The denominator is the number of students in high school 4-year graduating class as reported by the Oregon Department of Education. It should be noted that in 2013-14 the methodology used by the Oregon Department of Education for calculating the number of high school graduates changed. In addition to students receiving a regular high school diploma, the graduating class includes those who received a modified diploma and those who earned their diplomas, but had not yet received them.

Limitations of this definition/data limitations are:

- The numerator and denominator in this calculation do not represent the same student cohort. The numerator includes credits earned by high school seniors, juniors, sophomores, freshmen and possibly younger students in a single academic year. The denominator includes the count of graduating high school seniors.
- The calculation does not include high school students who took college classes and earned college credits independently, without being formally enrolled in the Dual Credit or Expanded Options program, due to difficulties identifying such students in the available data sets.
- Credits earned by 'fifth year seniors' (high school students enrolled in high school for the fifth year after completing HS graduation requirements in order to earn college credits at no charge) are not included in the calculation of the numerator. This is because the denominator includes students graduating after 4 years.
- The calculation does not include potential credits that can be awarded by postsecondary institutions to students for successful completion of AP and IB courses.

Given these limitations, results suggest:

The number of college credits earned by K-12 students, per high school graduate, has been increasing in the last six years from 6.79 credits in 2010-11 to 10.48 credits in 2015-16. The majority of these credits were earned at Oregon community colleges. While the median number of credits earned by K-12 students has remained unchanged, the increase in the average number of credits per graduate is likely due to the increasing number of K-12 students who earn college credits. College credits earned by secondary students may help these students to move forward to postsecondary education.


Reporting Year	2012	2013	2014	2015	2016	2017
Data Year	2010-11	2011-12	2012-13	2013-14	2014-15	2015-16
Count of K-12 students who earned credit (with a C- or better) at community colleges	24,356	24,988	26,943	28,356	31,946	34,811
Count of K-12 students who earned credit (with a C- or better) at universities	2,961	3,373	3,492	4,404	5,551	7,617

Improvements to this measure would come from:

The current calculation provides an approximation of the number of credits earned by each high school graduating cohort over their K-12 career. A better measure would result from calculating the number of credits earned by students in a high school graduating cohort. Such measure would require collaboration and data sharing between the Higher Education Coordinating Commission and

KPM #4 Oregon Educational Attainment - Percent of young Oregon adults with post secondary degree or certificate
 Data Collection Period: Jan 01 - Jan 01

* Upward Trend = positive result



Report Year

Oregon Educational Attainment		2013	2014	2015	2016	2017
Actual		No Data	No Data	No Data	No Data	53.60%
Target		TBD	TBD	TBD	TBD	TBD

How Are We Doing

We estimate that the percentage of Oregon adults age 25 to 34 in 2016 who have a postsecondary degree or certificate is 53.6 percent.

Although the KPM is new, attainment in previous years are shown below. This context shows a steady increase in the proportion of the young adult population with postsecondary education and training. The percentage of young adults with a degree or certificate beyond high school was 48.5 percent in 2011, 49.8 percent in 2013, 52.5 percent in 2015, and 53.6 percent in 2016. Continued progress will be necessary to meet the state's goal of 80 percent of the young adult population with a postsecondary degree or certificate.

	2011	2013	2015	2016
Bachelor's degree or more	29.8%	30.7%	34.3%	34.9%
Associate degree or certificate	18.6%	19.1%	18.2%	18.7%
Some college	21.7%	21.2%	20.2%	19.9%
High school diploma or equivalent	18.5%	19.2%	18.3%	18.1%

Less than high school	11.3%	9.8%	9.0%	8.4%
-----------------------	-------	------	------	------

Factors Affecting Results

The amount of educational attainment among Oregon young adults reflects both the attainment of Oregon youth moving into adulthood and the migration of young adults into the state. These data do not allow for disaggregating how much of the increase in attainment is the result of in-migration.


Other Comments:

This estimate comes from U.S. Census Bureau data drawn from the annual American Community Survey. The data include an estimate of certificate attainment, based on estimates of certificate rates put forth by the Census Bureau using Survey of Income and Program Participation data (<https://www.census.gov/prod/2014pubs/p70-138.pdf>) and a Lumina Foundation survey from the University of Chicago's NORC survey group (<http://strongernation.luminafoundation.org/report/2017/#page/narrative>).

KPM #5 Community College Completion and Transfer Rate - Percentage of community college students who complete an associate degree or certificate or who transfer to the university system within three years.

Data Collection Period: Jan 01 - Jan 01

* Upward Trend = positive result



Report Year

Community College Completion and Transfer Rate

Actual

Target

No Data
TBD

No Data
TBD

No Data
TBD

No Data
TBD

No Data
TBD

No Data
TBD

46.50%
TBD

How Are We Doing

Out of all credential-seeking students who were new to Oregon community colleges in the fall of 2010, 46.5% either earned an associate degree or certificate, or enrolled at a 4-year institution within three years.

Factors Affecting Results

Tuition and fees, availability of financial aid, academic preparation, non-academic circumstances (work, family, health), student services, academic guidance and understanding of pathways to completion, personal goals, data availability and calculation methodology.

Other Comments:

This measure replaces previous KPMs 6, 7, and 8 with a completion rate that is analogous to the university completion rate (proposed KPM 8). It will enable the HECC and its partner community colleges to assess whether the likelihood of completing community college is improving over time. Previous KPMs did not provide this ability. The measure is similar to outcome measures in the national community college Voluntary Framework of Accountability that Oregon community colleges have begun to adopt. Because it is a newly constructed measure that is currently in the process of being calculated, no baseline data exist. Once baseline data are calculated, targets will be established.

We define this concept in the following terms:

Numerator: *Unduplicated count of students who earned an associated degree or certificate and students who did not earned an award, but enrolled in a 4-year institution within three years*

Denominator: *Unduplicated count of students in the credential-seeking cohort entering Oregon community colleges for the first time in the fall of 2010*

- For the purposes of the KPM, the Credential-Seeking cohort is defined similarly to the Credential-Seeking Cohort of the Volunteer Framework of Accountability (VFA). It includes students who were new to the institution (community college) in the fall of 2010 or preceding summer term; AND were not enrolled in dual credit courses or reported as an accelerated learning student; AND attempted a credit course in the fall of 2010; AND earned a minimum of 18 quarter credits in the first two years or earned an award requiring than 18 quarter credits.
- Students may be enrolled full-time or part-time.
- Students in the cohort are new to the institution in the fall of 2010 but not necessarily new to postsecondary education.
- The completed 18 quarter credits are inclusive of all college-level coursework and developmental coursework.
- The completed 18 quarter credits must be earned at a community college between the summer to 2010 and spring of 2012; they do not include credits for prior learning or college credits earned before graduating from high school.
- A student is considered to have transferred if there is any evidence of enrollment at a 4-year institution after the last enrollment of the community college and before the end of the three-year tracking period. For this KPM, enrollment records were obtained through a data match with the National Student Clearinghouse (public and private 4-year institutions) and the Oregon Public University database.

Limitations of this definition are:

- This KPM uses student behavior (credit accrual) to define “credential-seeking” due to inconsistency and unreliability of a student’s self-report of their intentions to complete a credential. While this method captures more students who eventually earned an award, it may also exclude some students who planned to earn a credential but were unsuccessful in earning 18 quarter credits in 2 years.
- Records of enrollment at 4-year institutions obtained through the National Student Clearinghouse (NSC) may include non-credit enrollment.


Given these limitations, results suggest:

Out of all students in the fall of 2010 cohort, 21.8% earned an associate degree or certificate within three years. For another 24.6% of the students in the cohort there is evidence of enrollment at a 4-year institution. For this KPM a student is considered to have transferred if there is any evidence of enrollment at a 4-year institution without consideration of the type, length or outcome of enrollment at the 4-year institution, or possible “reverse transfer” later. Thus, this rate may also be an indicator of the degree of “swirling”, or non-linear student pathway, which may or may not lead to a credential. In total, 46.5% of the cohort either earned an award or enrolled at a 4-year institution. The remaining 53.5% of students in the cohort were either still enrolled at the community college at the end of the three-year tracking period or left the community college with or without college credits.

Reporting Year Cohort Year	2017 Fall 2010
Cohort size	100.0%
Associate degree	17.1%
Certificate	4.7%
Total awards	21.8%
No award, transfer	24.6%
Total award or transfer	46.5%

KPM #6 Racial/Ethnic Differences for Community College Completion and Transfer Rate - Percentage of community college students who complete an associate degree or certificate or who transfer to university system within three years by race/ethnicity.

Data Collection Period: Jan 01 - Jan 01



Report Year	2013	2014	2015	2016	2017
American Indian or Alaska Native					
Actual	No Data	No Data	No Data	No Data	36.40%
Target	TBD	TBD	TBD	TBD	TBD
Asian American					
Actual	No Data	No Data	No Data	No Data	55.50%
Target	TBD	TBD	TBD	TBD	TBD
Black or African American					
Actual	No Data	No Data	No Data	No Data	43.20%
Target	TBD	TBD	TBD	TBD	TBD
Hispanic or Latina/-o					
Actual	No Data	No Data	No Data	No Data	41%
Target	TBD	TBD	TBD	TBD	TBD
Native Hawaiian or Pacific Islander					
Actual	No Data	No Data	No Data	No Data	45.10%
Target	TBD	TBD	TBD	TBD	TBD
White					
Actual	No Data	No Data	No Data	No Data	46.70%
Target	TBD	TBD	TBD	TBD	TBD

How Are We Doing

There are significant differences in the completion and transfer rates of the six racial/ethnic groups examined in this measure. Total award and transfer rates range from 36.4% for American Indians and Alaska Natives to 55.5% for Asian Americans. The overall completion and transfer rate for the fall 2010 credential-seeking cohort is 46.5% within three years.

Factors Affecting Results

Cultural sensitivity of programs, availability of student services and guidance, availability of bilingual services, tuition and fees, availability of financial aid, academic preparation, non-academic circumstances (work, family, health), personal goals and cultural influences, data availability and calculation methodology.

Other Comments:

This new measure will enable the agency and partner community colleges to assess whether the likelihood of completing community college is improving over time. KPM 6 tracks these completion rates by race/ethnicity to evaluate progress in equity in postsecondary education.

We define this concept in the following terms:

Numerator: *Unduplicated count of students who earned an associated degree or certificate and students who did not earned an award, but enrolled in a 4-year institution within three years*

Denominator: *Unduplicated count of students in the credential-seeking cohort entering Oregon community colleges for the first time in the fall of 2010*

- For the purposes of the KPM, the Credential-Seeking cohort is defined similarly to the Credential-Seeking Cohort of the Volunteer Framework of Accountability (VFA).

It includes students who were new to the institution (community college) in the fall of 2010 or preceding summer term; AND were not enrolled in dual credit courses or reported as an accelerated learning student; AND attempted a credit course in the fall of 2010; AND earned a minimum of 18 quarter credits in the first two years or earned an award requiring than 18 quarter credits.

- Students may be enrolled full-time or part-time.
- Students in the cohort are new to the institution in the fall of 2010, but not necessarily new to postsecondary education.
- The completed 18 quarter credits are inclusive of all college-level coursework AND developmental coursework.
- The completed 18 quarter credits must be earned at a community college between the summer to 2010 and spring of 2012; they do not include credits for prior learning or college credits earned before graduating from high school.
- A student is considered to have transferred if there is any evidence of enrollment at a 4-year institution after the last enrollment of the community college and before the end of the three-year tracking period. For this KPM, enrollment records were obtained through a data match with the National Student Clearinghouse (public and private 4-year institutions) and the Oregon Public University database.

Limitations of this definition are:

- This KPM uses student behavior (credit accrual) to define "credential-seeking" due to inconsistency and unreliability of a student's self-report of their intentions to complete a credential. While this method captures more students who eventually earned an award, it may also exclude some students who planned to earn a credential but were unsuccessful in earning 18 quarter credits in 2 years.
- Records of enrollment at 4-year institutions obtained through the National Student Clearinghouse (NSC) may include non-credit enrollment.

Given these limitations, results suggest:

The completion and transfer rates of Asian American and White students exceed the overall statewide completion and transfer rate of the fall 2010 cohort. The completion and transfer rates of American Indians and Alaska Natives, Black or African American students, Native Hawaiian and Pacific Islander students, as well as Hispanic students are below the state average. The gap exceeds 10% for American Indian and Alaska Native students.

An examination of community college award rates (without transfer rates) produces similar results. Asian American and White students' completion rates exceed the state average, while all other racial/ethnic groups' completion rates are below the state average. Black and African American students have the lowest attainment rates of both associate degrees and certificates. Asian American and White students have the highest overall rate of award attainment among the six racial/ethnic groups.


An examination of transfer rates (without an award at a community college) shows that Asian American students have the highest transfer rate to 4-year institutions at 31.2% within 3 years. African American students have the second highest transfer rate at 29.7% within 3 years, followed by Native Hawaiian and Pacific Islander students at 26.8%. For this KPM a student is considered to have

transferred if there is any evidence of enrollment at a 4-year institution without consideration of the type, length or outcome of enrollment at the 4-year institution, or possible "reverse transfer" later. Thus, these rates may also be an indicator of the degree of "swirling", or non-linear student pathway, which may or may not lead to a credential.

Report Year	2017		2017		2017		2017		
	2010	Associate Degree	2010	Certificate Only	2010	Total awards	2010	No award, transfer	
Fall cohort year									
American Indian or Alaska Native	12.9%		3.8%		16.7%		19.7%		Total awards and transfer 36.4%
Asian American	19.9%		4.5%		24.4%		31.2%		55.5%
Black or African American	10.0%		3.5%		13.5%		29.7%		43.2%
Hispanic	15.0%		3.9%		18.9%		22.1%		41.0%
Native Hawaiian or Pacific Islander	13.4%		4.9%		18.3%		26.8%		45.1%
White	17.7%		4.7%		22.5%		24.2%		46.7%

KPM #7 Public University Graduation Rate - Percentage of public university college students who complete a bachelor's degree within 6 years.
 Data Collection Period: Sep 01 - Aug 31

* Upward Trend = positive result



Report Year

Public University Graduation Rate

Actual	60.80%	60.50%	62.60%	62.80%	63.10%
Target	TBD	60%	60%	60.50%	63%

How Are We Doing

After remaining at approximately 60% for four years running, public university graduation rates jumped above 62% beginning with the 2008 cohort. The most recent cohort (2010) continued this trend and has reached 63.1%, just above our target of 63%.

Factors Affecting Results

A number of factors influence student retention and completion, including adequate academic preparation for college, essential support services (e.g., freshmen orientation and engagement programs, tutoring, academic advising, early warning programs, faculty and peer mentors), financial issues, and personal and family events.

Other Comments:


This measure presents the percentage of first-time, full-time Oregon public university students starting in a given Fall term and graduating from an Oregon public university within six years.

We define this concept in the following terms...

(Number of students in the cohort who graduate within six years) divided by (Total number of students enrolled in the Fall entering freshman cohort).

- We use the IPEDS definition for the Fall entering freshman cohort. This restricts the cohort to first-time, full-time freshmen.
- This is a rate that counts inter-institutional transfers as graduating. In other words, the student does not need to graduate at the same university that they entered as a freshman. If they transfer to and graduate from any one of the Oregon public universities they are included in the count of graduates.
- Although this metric is framed as a six-year graduation rate, it could more accurately be described as the percentage of students graduating within 150% of normal time. For those pursuing a bachelor's degree this is, indeed, six years. However, Oregon public universities do award a small number of associate degrees as well. For students receiving an associate degree, they are included in the numerator only if they graduate within 3 years (150% of time for an associate degree).

KPM #8 Racial/Ethnic Differences for Public University Graduation Rate - Percentage of public university students who complete a bachelor's degree within 6 years, by race/ethnicity.
 Data Collection Period: Jan 01 - Jan 01



Report Year	2013	2014	2015	2016	2017
American Indian or Alaska Native					
Actual	47.40%	50.40%	47.20%	44%	44.40%
Target	TBD	TBD	TBD	TBD	TBD
Asian American					
Actual	No Data	No Data	No Data	No Data	67.40%
Target	TBD	TBD	TBD	TBD	TBD
Black or African American					
Actual	51.10%	48.40%	46%	38.40%	48.80%
Target	TBD	TBD	TBD	TBD	TBD
Hispanic or Latin/a/o					
Actual	52.90%	52.90%	57.50%	57.20%	57.40%
Target	TBD	TBD	TBD	TBD	TBD
Native Hawaiian or Pacific Islander					
Actual	No Data	No Data	No Data	No Data	56.50%
Target	TBD	TBD	TBD	TBD	TBD
White					
Actual	62%	62.10%	63.80%	63.70%	64.50%
Target	TBD	TBD	TBD	TBD	TBD

How Are We Doing

There are significant differences between in graduation rates between the various racial/ethnic subcategories ranging from a high of 67.4% to a low of 44.4%. Asian American and White students graduate at the highest rates (both above 60%). Both the White and Hispanic students have shown consistent increases in recent years, whereas some of the smaller populations logically show much more variance from year to year.

Currently, there is no historical data for the Asian American and Pacific Islander categories. Prior to the 2010 cohort, racial/ethnic categories combined these two subgroups into a single category (Asian or Pacific Islander).

Factors Affecting Results

A number of factors influence student retention and completion, including adequate academic preparation for college, essential support services (e.g., freshmen orientation and engagement programs, tutoring, academic advising, early warning programs, faculty and peer mentors), financial issues, and personal and family events.

Other Comments:

This measure presents the percentage of first-time, full-time Oregon public university students starting in a given Fall term and graduating from an Oregon public university within six years.

We define this concept in the following terms...

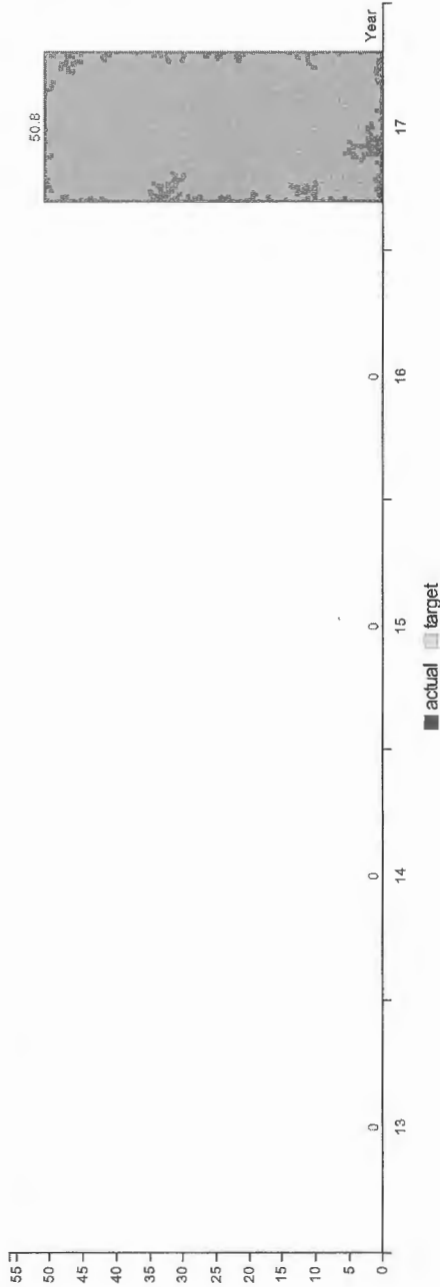
(Number of students in the cohort who graduate within six years) divided by (Total number of students enrolled in the Fall entering freshman cohort).

- We use the IPEDS definition for the Fall entering freshman cohort. This restricts the cohort to first-time, full-time freshmen.
- This is a rate that counts inter-institutional transfers as graduating. In other words, the student does not need to graduate at the same university that they entered as a freshman. If they transfer to and graduate from any one of the Oregon public universities they are included in the count of graduates.
- Although this metric is framed as a six-year graduation rate. It could more accurately be described as the percentage of students graduating within 150% of normal time. For those pursuing a bachelor's degree this is, indeed, six years. However, Oregon public universities do award a small number of associate degrees as well. For students receiving an associate degree, they are included in the numerator only if they graduate within 3 years (150% of time for an associate degree).

KPM #9 Percentage of resident enrolled students who are incurring unaffordable costs - Percentage of resident enrolled students who are incurring unaffordable costs adjusted with institutional aid.

Data Collection Period: Jan 01 - Jan 01

* Upward Trend = negative result



Report Year

Percentage of resident enrolled students who are incurring unaffordable costs adjusted with institutional aid.

Actual	Target	2013	2014	2015	2016	2017
No Data	No Data	No Data	No Data	No Data	No Data	50.80%
TBD	TBD	TBD	TBD	TBD	TBD	TBD

How Are We Doing

This is the first year we have produced this figure and so there is no trend data for this metric.

Factors Affecting Results

General factors affecting this metric include state support and expanded costs of providing education.

Other Comments:

This measure presents a calculation of the percentage of resident undergraduates enrolled at public higher education institutions (excluding OHSU) who incurred unaffordable total cost of attendance during the academic year while accounting for any grant aid that they received.

We define this concept in the following terms:

- "Unaffordable Costs Adjusted with Institutional Aid" -- A total cost of attendance that exceeds the student's expected family contribution (EFC) plus their grant aid plus their earnings from a reasonable amount of work (the student's share). We used OSAC's method of estimating a student's share which is calculated as 90% of the minimum wage times 15 hours per week times 48 weeks. For 2015-16 this figure was \$6,000.

- "Resident Undergraduate" is restricted to resident admitted undergraduates at the universities and is restricted to students who attempted at least one credit at the community colleges. The entire population is restricted to only those students who filled out a Free Application for Federal Student Aid (FAFSA).

Limitations of this definition are:

Due to data limitations, this definition ignores scholarship awards and excludes all students who did not fill out a FAFSA. In addition, calculating total cost of attendance for each student requires some broad assumptions to be made, given the data sources that are available.

Given these limitations, results suggest:

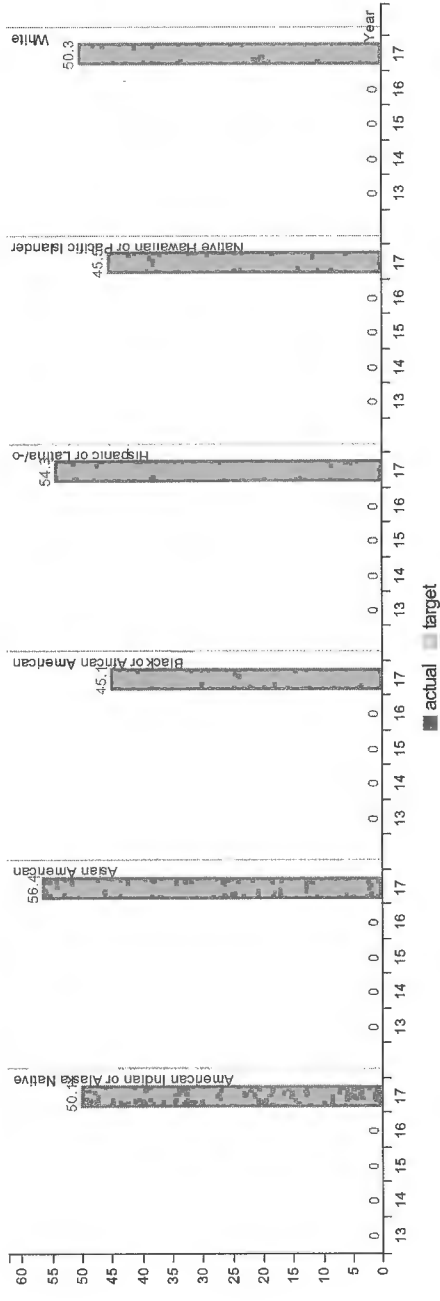
Even given these limitations, the results suggest that at least half of students will need to take on debt to go to college.

Improvements to this measure would come from:

There could be some benefit in breaking this measure out by university and community college students.

KPM #10 Racial/Ethnic Differences in Percentage of Resident Students incurring Unaffordable Costs - Percentage of resident enrolled students who are incurring unaffordable costs adjusted with institutional aid, by race/ethnicity.

Data Collection Period: Jan 01 - Jan 01



Report Year	2013	2014	2015	2016	2017
American Indian or Alaska Native	No Data TBD	No Data TBD	No Data TBD	No Data TBD	No Data TBD
Asian American	No Data TBD	No Data TBD	No Data TBD	No Data TBD	No Data TBD
Black or African American	No Data TBD	No Data TBD	No Data TBD	No Data TBD	No Data TBD
Hispanic or Latina/o	No Data TBD	No Data TBD	No Data TBD	No Data TBD	No Data TBD
Native Hawaiian or Pacific Islander	No Data TBD	No Data TBD	No Data TBD	No Data TBD	No Data TBD
White	No Data TBD	No Data TBD	No Data TBD	No Data TBD	50.10% TBD

How Are We Doing

This is the first year we have produced this figure and so there is no trend data for this metric. It is interesting to note affordability metrics of two racial/ethnic subpopulations (Black and Pacific Islander students) that are historically underrepresented in higher education and whose historically lower graduation rates have indicated potential barriers to completing. Both of these groups show a slightly higher likelihood for college costs to be affordable. However, at this point it is unclear exactly what the reason for this is.

Factors Affecting Results

General factors affecting this metric include state support and expanded costs of providing education.

Other Comments:

This measure presents a calculation of the percentage of resident undergraduates enrolled at public higher education institutions (excluding OHSU) who incurred unaffordable total cost of attendance during the academic year while accounting for any grant aid that they received.

We define this concept in the following terms:

- "Unaffordable Costs Adjusted with Institutional Aid" – A total cost of attendance that exceeds the student's expected family contribution (EFC) plus their grant aid plus their earnings from a reasonable amount of work (the student's share). We used OSAC's method of estimating a student's share which is calculated as 90% of the minimum wage times 15 hours per week times 48 weeks. For 2015-16 this figure was \$6,000.
- "Resident Undergraduate" is restricted to resident admitted undergraduates at the universities and is restricted to students who attempted at least one credit at the community colleges. The entire population is restricted to only those students who filled out a Free Application for Federal Student Aid (FAFSA).

Limitations of this definition are:

Due to data limitations, this definition ignores scholarship awards and excludes all students who did not fill out a FAFSA. In addition, calculating total cost of attendance for each student requires some broad assumptions to be made, given the data sources that are available.

Given these limitations, results suggest:

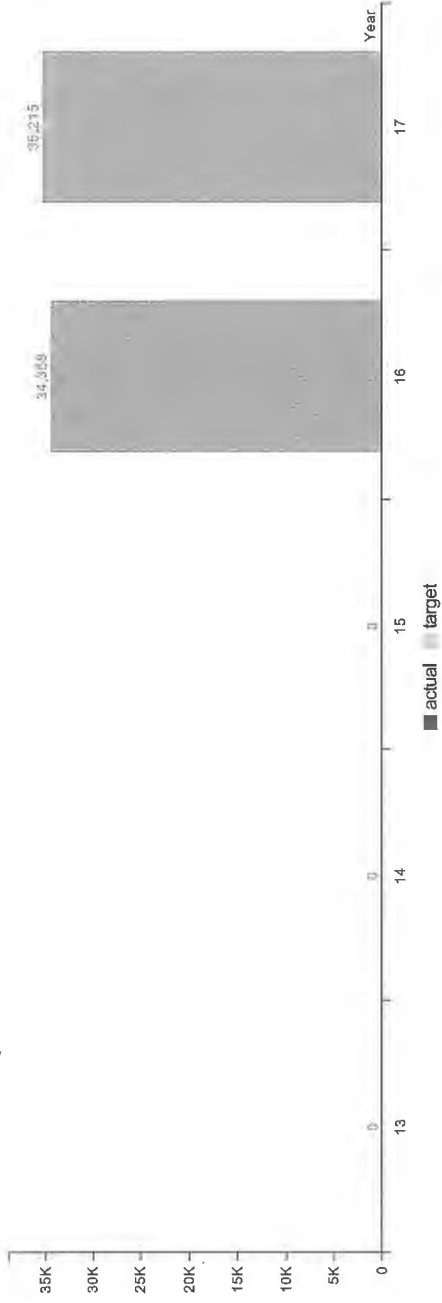
Even given these limitations, the results suggest that at least half of students will need to take on debt to go to college.

Improvements to this measure would come from:

There could be some benefit in breaking this measure out by university and community college students.

KPM #11 Earnings of Community College Completers - Median earnings of community college completers five years after completion.
 Data Collection Period: Jan 01 - Jan 01

* Upward Trend = positive result



Report Year 2013 2014 2015 2016 2017

Five years after completion

Actual	No Data	No Data	No Data	\$34,358.00	\$35,215.00
Target	TBD	TBD	TBD	TBD	\$35,045.00

How Are We Doing

The data show that the median wage of the 2009-2010 community college award recipients was \$35,215 five years after the year of the award. The median wage has increased by \$857. It exceeds this year's target for this measure.

Factors Affecting Results

Labor market, inflation, career advising, wage data availability all affect the earnings of completers.

Other Comments:

This measure is a calculation of the median annual wage of community college completers (certificate or associate degree holders) 5 years after completion.

We define this concept in the following terms:

- "Community college completers" are defined as individuals who were awarded a career/technical certificate, Oregon Transfer Module (OTM) certificate or an associate degree in 2009-10.
- The information on community college completers was matched with Unemployment Insurance wage data provided by the Oregon Employment Department. The metric includes annualized wages from July 2015-June 2016.

Limitations of this definition/data limitations are:

- A wage match was possible if:
 - a. A valid social security number was available for the community college award recipient. Valid social security numbers were available for 97% of 2009-10 Oregon community college completers; AND
 - b. A wage record for the social security number was found in the Unemployment Insurance database of the Oregon Employment Department for quarter 3 of 2015, quarter 4 of 2015, quarter 1 of 2016, or quarter 2 of 2016. Wage data are not available for graduates who are working in other states or countries, who are self-employed, employed by the federal government or unemployed. A wage match was found for 62% of community college completers with a valid social security number (60% of all completers).
- Students who were awarded degrees and certificates by Treasure Valley Community College were not included in the calculations due to data unavailability.
- The measure does not claim that the 2009-10 certificates and associate degrees represent the highest education attainment of these individuals. It is possible that some of the award recipients received other educational awards prior to 2009-2010, and some continued their education in the years following the 2009-2010 award and received additional awards prior to the wage match year.

Given these limitations, results suggest:

The overall wage change over time, as well as a comparison with the wage data for Oregon public universities' graduates remain valuable tools in identifying the ways educational attainment influences individual economic outcomes.


The median earnings of community college award recipients increased in comparison with the last year's data. The earnings of associate degree holders surpassed the earning of certificate/OTM holders 5 years after graduation (\$35,964 vs \$33,480, median annual).

A comparison of data from KPM 11 (earnings of community college completers) and KPM 13 (earnings of bachelor's degree completers) shows that more advanced credential holders earned higher wages 5 years after the award:

KPM	n/a	11	13
Credential diploma or equivalent*	High school diploma or equivalent*	Community college certificates/OTM and associate degrees	Bachelor's degree
Wage Year	2015	July 2015-June 2016	July 2015-June 2016
Median Earnings	\$28,043	\$35,215	\$42,143

*Data source: 2011-2015 American Community Survey 5-year Estimates, 2015
 pid=ACS_15_5YR_S2001&prodType=table

KPM #12 Racial/Ethnic Differences in Earnings of Community College Completers - Median earnings of community college completers, five years after completion, by race/ethnicity.
 Data Collection Period: Jan 01 - Jan 01



Report Year	2013	2014	2015	2016	2017
ALL RACE					
Actual	No Data	No Data	No Data	No Data	\$31,231.00
Target	TBD	TBD	TBD	TBD	TBD
Asian American					
Actual	No Data	No Data	No Data	No Data	\$39,172.00
Target	TBD	TBD	TBD	TBD	TBD
Black or African American					
Actual	No Data	No Data	No Data	No Data	\$32,488.00
Target	TBD	TBD	TBD	TBD	TBD
Hispanic or Latina/-o					
Actual	No Data	No Data	No Data	No Data	\$34,911.00
Target	TBD	TBD	TBD	TBD	TBD
Native Hawaiian or Pacific Islander					
Actual	No Data	No Data	No Data	No Data	\$32,630.00
Target	TBD	TBD	TBD	TBD	TBD
White					
Actual	No Data	No Data	No Data	No Data	\$35,256.00
Target	TBD	TBD	TBD	TBD	TBD

How Are We Doing

There are significant differences between the median earnings of the six racial/ethnic groups of community college award recipients. Asian American graduates have the highest median earnings 5 years after the award at \$39,172 while American Indian and Alaska Native graduates have the lowest median earnings at \$31,231. Only Asian American and White students' earnings meet or exceed the target earnings for this measure. The median earnings of American Indian/Alaska Native, Black or African American, Hispanic, and Native Hawaiian and Pacific Islander graduates are below the target for this measure.

Factors Affecting Results

Academic preparation; availability of culturally sensitive career advising and education guidance; occupation or industry; other societal and socio-economic factors.

Other Comments:

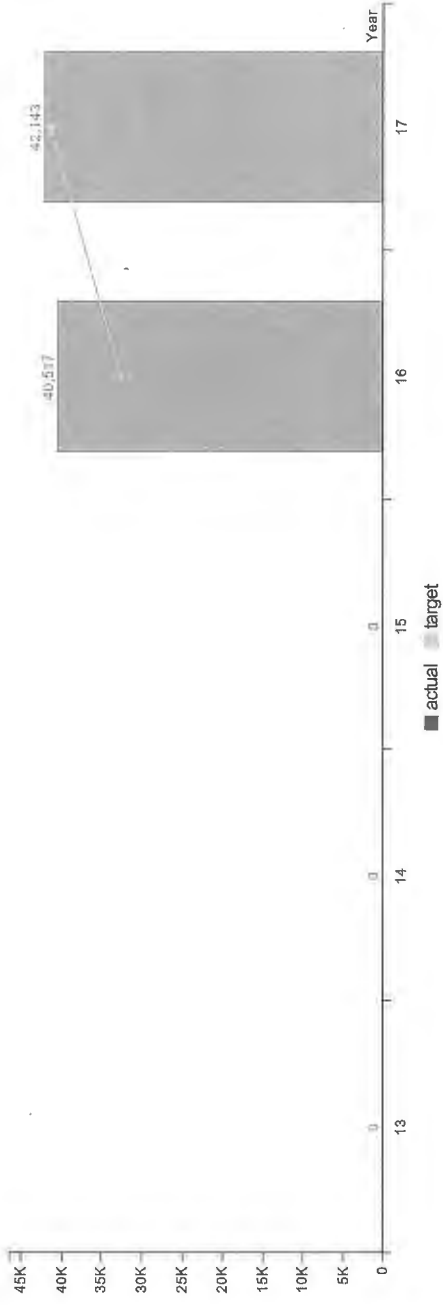
This measure expands the KPM 11 by calculating it for separate racial/ethnic groups. It thus provides information about both the value of a community college degree or certificate and about how that value might vary for different racial/ethnic groups. It is an indicator of both return on investment and equity.

A comparison with the earnings of bachelor's degree recipients at Oregon public universities (KPM 14) demonstrates that education is key to upward mobility and higher earnings for all racial/ethnic groups. However, the data show that there are significant differences in between the median earnings among the six racial/ethnic group examined in this measure.

Award Year KPM	2009-10 11	2009-10 13
	All community college awards (associate degrees and certificates)	Bachelor's degree
American Indian or Alaska Native	\$31,231	\$40,173
Asian American	\$39,172	\$45,671
Black or African American	\$32,488	\$39,304
Hispanic or Latino/a	\$34,911	\$40,971
Native Hawaiian or Pacific Islander	\$32,630	\$37,178
White	\$35,256	\$42,472

KPM #13 Earnings of bachelor's degree completers - Median earnings of graduates with bachelor's degrees five years after completion
 Data Collection Period: Jan 01 - Jan 01

* Upward Trend = positive result



Earnings of bachelor degree completers

Report Year	2013	2014	2015	2016	2017
Actual	No Data	No Data	No Data	\$40,517.00	\$42,143.00
Target	TBD	TBD	TBD	\$32,550.00	\$41,327.00

How Are We Doing

The data show that the median wage of the 2009-2010 bachelor's degree recipients was \$42,143 five years after the year of the award. The median wage has increased by \$1,626. It exceeds this year's target for this measure.

Factors Affecting Results

Labor market, inflation, career advising, wage data availability all affect the earnings of completers.

Other Comments:

This measure is a calculation of the median annual wage of bachelor's degree recipients at Oregon public universities 5 years after the award.

We define this concept in the following terms:

- "Bachelor's degree completers" are defined as individuals who were awarded a baccalaureate degree by an Oregon public university during the 2009-10 academic year.
- The information on community college completers was matched with Unemployment Insurance wage data provided by the Oregon Employment Department. The metric includes annualized wages from July 2015-June 2016.

Limitations of this definition/data limitations are:

- A wage match was possible if:
 - a. A valid social security number was available for the bachelor's degree recipient, AND
 - b. A wage record for the social security number was found in the Unemployment Insurance database of the Oregon Employment Department for quarter 3 of 2015, quarter 4 of 2015, quarter 1 of 2016, or quarter 2 of 2016. Wage data are not available for graduates who are working in other states or countries, who are self-employed, employed by the federal government or unemployed. A wage match was found for 51% of bachelor's degree completers with a valid social security number.
- The measure does not claim that the 2009-10 bachelor's degrees represent the highest education attainment of these individuals. It is possible that some of the bachelor's degree completers received other educational awards prior to 2009-2010, and some continued their education in the years following the 2009-2010 award and received additional awards prior to the wage match year.

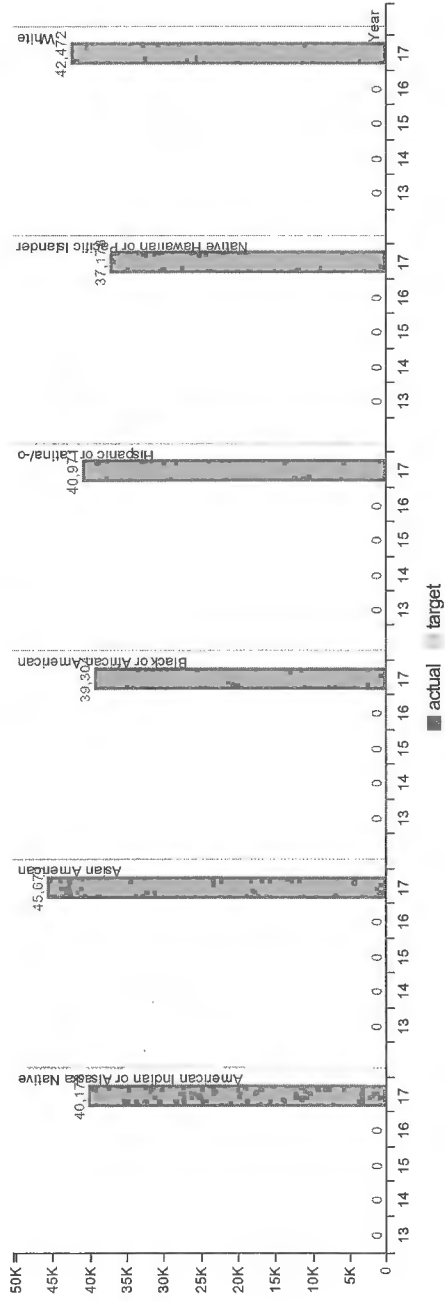
Given these limitations, results suggest:

The median earnings of bachelor's degree recipients increased in comparison with the last year's data. A comparison of data from KPM 11 (earnings of community college completers) and KPM 13 (earnings of bachelor's degree completers) shows that more advanced credential holders earned higher wages 5 years after the award:

KPM	n/a	11	13
Credential attained	High school diploma or equivalent*	Community college certificates/OTM and associate degrees	Bachelor's degree
Wage Year	2015	July 2015-June 2016	July 2015-June 2016
Median Earnings	\$28,043	\$35,215	\$42,143

*Data source: 2011-2015 American Community Survey 5-year Estimates, 2015 https://factfinder.census.gov/tables/tableservices/jsf/pages/productview.xhtml?pid=ACS_15_5YR_S2001&prodType=table

KPM #14 Racial/Ethnic Differences in Earnings of Bachelor's Degree Completers - Median earnings of graduates with bachelor's degrees, five years after completion, by race/ethnicity.
 Data Collection Period: Jan 01 - Jan 01



Report Year	2013	2014	2015	2016	2017
American Indian or Alaska Native					
Actual	No Data	No Data	No Data	No Data	\$40,173.00
Target	TBD	TBD	TBD	TBD	TBD
Asian American					
Actual	No Data	No Data	No Data	No Data	\$45,671.00
Target	TBD	TBD	TBD	TBD	TBD
Black or African American					
Actual	No Data	No Data	No Data	No Data	\$39,304.00
Target	TBD	TBD	TBD	TBD	TBD
Hispanic or Latina/o					
Actual	No Data	No Data	No Data	No Data	\$40,971.00
Target	TBD	TBD	TBD	TBD	TBD
Native Hawaiian or Pacific Islander					
Actual	No Data	No Data	No Data	No Data	\$37,178.00
Target	TBD	TBD	TBD	TBD	TBD
White					
Actual	No Data	No Data	No Data	No Data	\$42,472.00
Target	TBD	TBD	TBD	TBD	TBD

How Are We Doing

There are significant differences between the median earnings of the six racial/ethnic groups of bachelor's degree recipients. Asian American graduates have the highest median earnings 5 years after the award at \$45,671, while Native Hawaiian or Pacific Islander graduates have the lowest median earnings at \$37,178. Only Asian American and White students' earnings meet or exceed the target earnings for this measure. The median earnings of American Indian/Alaska Native, Black or African American, Hispanic, and Native Hawaiian and Pacific Islander graduates are below the target for this measure.

Factors Affecting Results

Academic preparation; availability of culturally sensitive career advising and education guidance; occupation or industry; other societal and socio-economic factors.

Other Comments:


This measure expands the KPM 13 by calculating it for separate racial/ethnic groups. It thus provides information about both the value of a community college degree or certificate and about how that value might vary for different racial/ethnic groups. It is an indicator of both return on investment and equity.

A comparison with the earnings of Oregon community college award recipients (KPM 12) demonstrates that education is key to upward mobility and higher earnings for all racial/ethnic groups. However, the data show that there are significant differences in between the median earnings among the six racial/ethnic group examined in this measure.

Award Year	2009-10	2009-10
KPM	11	13
	All community college awards (associate degrees and certificates)	Bachelor's degree
American Indian or Alaska Native	\$31,231	\$40,173
Asian American	\$39,172	\$45,671
Black or African American	\$32,488	\$39,304
Hispanic or Latino	\$34,911	\$40,971
Native Hawaiian or Pacific Islander	\$32,630	\$37,178
White	\$35,256	\$42,472

KPM #15 Customer Service - Percent of customers rating their satisfaction with the agency's customer service as "good" or "excellent": overall, timeliness, accuracy, helpfulness, expertise, availability of information.

Data Collection Period: Jan 01 - Jan 01



Report Year	2013	2014	2015	2016	2017
Overall					
Actual	No Data	No Data	61%	No Data	57%
Target	TBD	TBD	90%	90%	90%
Expertise					
Actual	No Data	No Data	67%	No Data	75%
Target	TBD	TBD	90%	90%	90%
Helpfulness					
Actual	No Data	No Data	70%	No Data	88%
Target	TBD	TBD	90%	90%	90%
Availability of Information					
Actual	No Data	No Data	60%	No Data	44%
Target	TBD	TBD	90%	90%	90%
Timeliness					
Actual	No Data	No Data	54%	No Data	46%
Target	TBD	TBD	90%	90%	90%
Accuracy					
Actual	No Data	No Data	No Data	No Data	58%
Target	TBD	TBD	90%	90%	90%

How Are We Doing

The Oregon Department of Administrative Services defines the measures of customer service with the six questions below. We defined and surveyed a list of stakeholders on these questions. The stakeholder list was defined as those groups or organizations to which the HECC provides some level of technical or customer support. Five to six representatives of each group were selected either in full (if there were no more than six representatives) or at random (if there were more than six representatives). Random selections were reviewed and replaced if necessary to ensure a mix of institutional partners (i.e., to avoid over-representation of particular universities or community colleges). These groups included: Public university and community college financial/budgetary staff, public university and community college faculty and program staff, public university and community college institutional research staff, local workforce investment board partners, private postsecondary schools, staff at related government agencies, and external non-governmental organization staff. In total, 60 persons were surveyed. Twenty-four of those surveyed responded, yielding a response rate of 40 percent.

Across all six questions, HECC customer service was rated "good" or "excellent" 61 percent of the time. This percentage ranged from a low of 44 percent (Question 5) to a high of 88 percent (Question 3). Areas for greatest improvement for the agency are timeliness of service and availability of information. Areas where the agency's service is strongest is the helpfulness and the knowledge/expertise of the staff.

The overall average rating across all questions was 2.8 out of 4, or a "good" level of service. Of particular note were questions 3 and 4, which had the highest ratings (3.25 and 3, respectively) and questions 1 and 5, which had the lowest ratings (2.5 and 2.6, respectively).

Compared to the results from 2015 (the last year that this KPM was calculated), questions 1, 5, and 6 scored lower and questions 3 and 4 scored higher. Question 2 was not reported in 2015. We note that the groups of stakeholders surveyed in 2015 and 2017 differed, and reliable comparisons between the two years are difficult to make.

Questions:

TIMELINESS 1. How do you rate the timeliness of the services provided by the HECC?

ACCURACY 2. How do you rate the ability of the HECC to provide services correctly the first time?

HELPFULNESS 3. How do you rate the helpfulness of the HECC employees?

EXPERTISE 4. How do you rate the knowledge and expertise of the HECC employees?

AVAILABILITY OF INFORMATION 5. How do you rate the availability of information at the HECC?

OVERALL SERVICE 6. How do you rate the overall quality of service provided by the HECC?


Factors Affecting Results

In addition to the work of agency staff, the sample of individuals surveyed, the sample of individuals responding, and the timing of the survey all may affect the results.

KPM #16

Commission Best Practices - Percent of total best practices met by the Commission.
Data Collection Period: Sep 01 - Sep 30

* Upward Trend = positive result



Report Year

BEST PRACTICES

Actual

Target

No Data

TBD

No Data

TBD

No Data

TBD

97%

TBD

90%

100%

How Are We Doing

This KPM examines the percentage of commission best practices met by the HECC Commission. DAS defines this as the percentage of Board members or Commissioners who agreed or strongly agreed that they and the Commission followed best practices. We defined these best practices with 24 rated questions and 3 open-ended questions, shown below. We surveyed all 13 Commissioners on these questions; nine responded, yielding a response rate of 69 percent.

Across all questions, Commissioners agreed or strongly agreed that they followed 90 percent of the 24 best practices identified here. Although this is a slight decline from the 2016 results, the questions asked were different than those asked in 2017, precluding meaningful comparison across the years.

More specific results include: for 10 of the 24 rated questions, 100 percent of Commissioners agreed or strongly agreed that the Commission followed the best practice. For eight of the 24 rated questions, more than 85 percent agreed or strongly agreed that the Commission followed the best practice. For the remaining six of the measures, less than 85 percent of Commissioners agreed or strongly agreed that the Commission followed the best practice.

The rated questions had possible answers of:

strongly agree (5 points)

agree (4 points)

neutral (3 points)

disagree (2 points)

strongly disagree (1 point)

The questions are:

As an Individual Commissioner:

Q1: I am able to devote the time and energy necessary to actively participate in Commission meetings.

89% agreed or strongly agreed

Q2: The amount of time expected of commissioners to prepare and participate in Commission meetings is reasonable.

100% agreed or strongly agreed

Q3: The amount of time expected of commissioners outside of Commission meetings is reasonable.

100% agreed or strongly agreed

Q4: The Commission is effectively utilizing my skills and expertise.

88% agreed or strongly agreed

Q5: I can speak candidly at Commission meetings.

100% agreed or strongly agreed

Q6: I can participate in subcommittee meetings in which I am not a subcommittee member.

78% agreed or strongly agreed

Q7: Serving on this Commission is satisfying.

100% agreed or strongly agreed

As a Commission:

Q8: The Commission as a whole has a clear understanding of its role and responsibilities.

89% agreed or strongly agreed

Q9: The Commission understands and respects the distinction between its responsibilities and those of management.

89% agreed or strongly agreed

Q10: Commissioners actively participate in discussions

100% agreed or strongly agreed

- Q11: The Commission has diversity of representation (e.g., gender, ethnicity, age, vocation, etc.).
89% agreed or strongly agreed
- Q12: Commissioners listen to and value each other's comments.
100% agreed or strongly agreed
- Q13: The leadership of the Commission is effective.
100% agreed or strongly agreed
- Q14: Public comment during the public comment section of the meeting and during action items is a valuable opportunity to gather input.
78% agreed or strongly agreed
- Q15: The Commission ... Provides insight and guidance to the HECC's strategic direction.
100% agreed or strongly agreed
- Q16: The Commission ... Ensures the agency's fiscal integrity by monitoring the agency's financial policies and operating performance and by submitting the agency's biennial budgets.
100% agreed or strongly agreed
- Q17: The Commission ... Assesses the performance of the Executive Director on an annual basis
100% agreed or strongly agreed
- Q18: The Commission ... Follows the highest standards of fiduciary duty and avoids conflict of interest in decision-making
89% agreed or strongly agreed
- Q19: The Commission ... Operates in a transparent and open fashion.
75% agreed or strongly agreed
- Q20: Commission meetings... Have agendas and materials that are distributed far enough in advance to give them adequate consideration.
56% agreed or strongly agreed
- Q21: Commission meetings... Rely on written and presentation materials that provide the right type and amount of information and are clearly written.
89% agreed or strongly agreed
- Q22: Commission meetings... Cover the right combination of information-sharing, discussion, decision-making, and board education.
78% agreed or strongly agreed
- Q23: Commission meetings... Allow enough time for the exchange of ideas and thoughtful deliberation.
78% agreed or strongly agreed

Q24: Commission meetings... Strike the right balance between long-range, strategic matters and routine matters of oversight.

89% agreed or strongly agreed

Open-ended

Q25: What do you find most satisfying in your role as a Commissioner?

Q26: What do you find least satisfying in your role as a Commissioner?

Q27: What can HECC staff do to enable you to serve more effectively or with greater satisfaction?

Factors Affecting Results

In addition to the work of the Commissioners and agency staff, factors affecting these results include the number of respondents and the timing of the survey.

AUDIT RESPONSE REPORT

Audit	Audit Completion Date	Findings/Recommendation	Agency Response
<p>Needs to Address Weaknesses in Procurement Practices</p>	<p>December, 2017</p>	<p>The auditors' recommendations included: (1) Immediately address the backlog of procurement contracts and agreements; (2) Leadership implement a governance structure that clearly defines procurement roles and responsibilities including the role of the Designated Procurement Officer, the procurement office, and all HECC offices acquiring goods and services. The governance structure should address noncompliance, including actions to take when noncompliance is identified; (3) Align with state procurement practices and fully develop and implement procurement policies, processes, and procedures; (4) Fully develop and provide periodic training to staff on procurement roles and responsibilities, procurement policies, processes, and procedures, and contract administration; and (5) Assess current and ongoing procurement needs and make adjustments to procurement resources as needed.</p>	<p>The agency generally agreed with the audit findings and took steps to adopt procurement policies and procedures to govern its procurement practices, permanently reallocated two FTE to enhance procurement capacity to better address the backlog and workload issues, requested funding for an internal auditor position and two additional contracting staff, implemented a governance structure that addressed noncompliance and defined its consequences, delivered agency-specific training to two of its offices, and has been working to ensure that all contract administrators complete mandated training.</p>
<p>Statewide Single Audit of Selected Federal Programs for the Year Ended June 30, 2017</p>	<p>April, 2018</p>	<p>The auditors recommendations include: ensuring that onsite subrecipient monitoring activities are timely and adequately documented to help ensure federal awards are used for authorized purposes and that the department</p>	<p>The agency generally agreed with the auditors recommendations and will ensure that procedures are followed and communication of audit report reviews are timely. With the filling of vacant positions, the agency will ensure that</p>

AUDIT RESPONSE REPORT

		<p>implement and consistently follow procedures to adequately document and timely communicate the results of their subrecipient audit report reviews, improve controls over review of contract invoices, that management review all timesheets so that all employee time is accurately coded.</p>	<p>there is adequate staff to perform reviews of contracts and timesheets.</p>
<p>Selected Financial Accounts For the Year Ended June 30, 2017</p>	<p>April, 2018</p>	<p>The auditors did not identify and deficiencies in internal control that they found to be material weaknesses.</p>	<p>The agency is in general agreement of the audit finding.</p>

AFFIRMATIVE ACTION REPORT

Affirmative Action Report

The HECC 2017-19 Affirmative Action/Diversity and Inclusion Plan is attached. An updated report for 2018 will be provided with the 2019-2021 Governor's Recommended Budget, including a description of a policy option package to add a Chief Culture, Diversity and Inclusion Officer to the HECC.



2017-19 AFFIRMATIVE ACTION/
DIVERSITY & INCLUSION PLAN

Higher Education Coordinating Commission
Ben Cannon, Executive Director



Higher Education Coordinating Commission

2017-19 Affirmative Action/Diversity & Inclusion Plan

Table of Contents	1
Agency Director Cover Letter	3
I. Agency Description	
a. Mission and Objectives	4
b. Contact Information: Agency Director	5
c. Contact Information: Agency Governor’s Policy Advisor	5
d. Contact Information: Agency Affirmative Action Representative	5
e. Contact Information: Designated “Equity” FTE	5
f. Organizational Chart	6
II. Affirmative Action/Diversity & Inclusion Plan	
a. Agency Affirmative Action Statement	7
b. Agency Diversity & Inclusion Statement	7
c. D&I Council Mission Statement	8
d. Training, Education and Developmental Plan (TEDP)	
i. Staff	8
ii. Volunteers	9
iii. Contractors/Vendors	10
e. Programs	
i. Internship/Fellows Programs	10
ii. Mentorship Programs	10
iii. Community/External Outreach	10
iv. Diversity Awareness Programs	12
v. Leadership Development/Training Programs	12
f. Update: Executive Order 16-09	
i. Respectful Leadership Training (DEI)	13
ii. Statewide Exit Interview Survey	13
iii. Performance Evaluation of All Management Personnel	13
g. Status of Contracts to Minority Businesses	
i. Number of contracts with Minority, Disadvantaged and/or Woman-owned businesses	13
III. Roles for Plan Implementation	
a. Responsibilities and Accountabilities	13
i. Executive Director	13
ii. Managers/Supervisors	13
iii. Affirmative Action Representative	14
IV. July 1, 2015 – June 30, 2017	
a. Accomplishments	15
b. Progress made or lost since previous biennium	17
c. EEO Statistics as of 6/30/2016	17
V. July 1, 2017 – June 30, 2019	
a. Goals for Affirmative Action and Diversity & Inclusion Plan	18
b. Strategies and Timelines for Goal Achievement	18

Higher Education Coordinating Commission

2017-19 Affirmative Action/Diversity & Inclusion Plan

VI. Appendix A

- a. State Policy Documentation [via link](#) 20
 - 1. ADA and Reasonable Accommodation Policy
 - 2. Discrimination and Harassment Free Workplace
 - 3. Employee and Training Policy
 - 4. Veteran’s Preference in Employment
 - 5. Other Agency Documentation: Maintaining a Professional Workplace
 - 6. Other Agency Documentation: EEO and Affirmative Action

VII. Appendix B

- a. Federal Policy Documentation [via link](#) 20
 - 1. Age Discrimination in Employment Act of 1967 (ADEA)
 - 2. Disability Discrimination Title I of the ADA Act of 1990
 - 3. Equal Pay/Compensation Discrimination Equal Pay Act of 1963
And Title VII of the Civil Rights Act of 1964
 - 4. Genetic Information Act of 2008
 - 5. National Origin Discrimination Title VII of the Civil Rights Act of
1964 and the Immigration Reform & Control Act of 1986
 - 6. Pregnancy Discrimination Title VII of the Civil Rights Act of 1964
 - 7. Race/Color Discrimination Title VII of the Civil Rights Act of 1964
 - 8. Religious Discrimination Title VII of the Civil Rights Act of 1964
 - 9. Retaliation Title VII of the Civil Agency Affirmative Action Policy
 - 10. Sex-Base Discrimination Title VII of the Civil Rights Act of 1964
 - 11. Sexual Harassment Title VII of the Civil Rights Act of 1964

VIII. Appendix C

- Agency Documentation in support of its Affirmative Action Plan 21



December 30, 2016

Ms. Nakeia Daniels
Governor's Office
Affirmative Action Manager
255 Capitol Street NE
Salem, OR 97301

Dear Ms. Daniels:

As Executive Director of the Higher Education Coordinating Commission agency, I am pleased to submit our Affirmative Action/Diversity & Inclusion Plan for the 2017-19 biennium.

The Equity Lens, as adopted by the Oregon Education Investment Board and subsequently the HECC, is a focal point of our work, both internally and externally. Throughout our organization, we hold high expectations to contribute to the access, growth and success of *all* individuals and stakeholders we are privileged to work alongside and serve.

You have my continuing commitment to promote best practices in the support of equal opportunity employment and to solicit the engagement of underutilized and historically underrepresented individuals and communities. Our goal for equity, diversity and inclusion is as an interwoven part of our work, as a part of how we "breathe" at the HECC, not merely concepts visited on occasion; a forethought, not an afterthought.

Should questions or clarifications arise regarding our plan, please contact myself or Cheryl Myers our Chief Culture, Diversity & Inclusion Officer at (503)877-4303.

With sincere regards,

Ben Cannon, Executive Director

I. AGENCY DESCRIPTION


a. Mission and Objectives

The Higher Education Coordinating Commission (HECC) has adopted as its mission the achievement of the state's statutory target of having 40 percent of adult Oregonians with a four-year degree or better and another 40 percent with a two-year degree or postsecondary certificate by the year 2025.

About the HECC

The Oregon Higher Education Coordinating Commission (HECC) is a fourteen (14) member, volunteer state board and associated state agency. The professional staff within the HECC agency support the Commission in providing state-level policy, program and budgetary leadership on higher education issues and coordinating the activities of Oregon public universities, community colleges, private colleges and universities, career schools, and state financial aid and student access programs to accomplish statewide goals. This highly complex system enrolls over 380,000 students in 7 public universities, 17 public community colleges, the Oregon Health & Science University, and 67 private for-profit and independent colleges and universities, and receives state general and lottery fund appropriations of \$1.8 billion per biennium.

The agency is responsible for advising the Governor, Chief Education Officer, and the State Legislature on higher education policy. It is responsible for developing and administering the state's biennial budget for higher education; it allocates state funding to all public colleges and universities; it approves new academic programs at public institutions; it administers state financial aid programs including the Oregon Opportunity Grant and the Oregon Promise; it maintains and reports on higher education data; and it oversees degree authorization, the regulation of private career schools, and the qualification of schools for veterans' educational benefits. It works closely with statewide organizations including the Oregon Community College Association, the Public Universities' Council of Presidents, the Oregon Student Association, the Oregon Alliance of Independent Colleges and Universities, and the Northwest Career Colleges Federation.



On July 1, 2015, the HECC agency fully integrated and is organized into eight offices: Executive Director, Operations, Research & Data, Student Access & Completion, Community Colleges & Workforce Development, University Coordination, Workforce Investments, and Private Postsecondary Education.

b. Contact Information: Agency Director

Ben Cannon, Executive Director
255 Capitol Street NE, Third Floor
Salem, Oregon 97301
(503)378-5690 ben.cannon@state.or.us
www.oregon.gov/HigherEd

c. Contact Information: Agency's Governor's Policy Advisors

Lindsey Capps, Education Policy Advisor
(503)986-6541 lindsey.d.capps@oregon.gov
Elana Pirtle-Guiney, Labor & Workforce Policy Advisor
(503)986-6527 elana.pirtle-guiney@oregon.gov

d. Contact Information: Agency's Affirmative Action Representative

Cheryl Myers, Chief Culture, Diversity & Inclusion Officer
(503)877-4303 cheryl.L.myers@state.or.us

e. Contact Information: Agency's Designated "Equity" FTE

Cheryl Myers, Chief Culture, Diversity & Inclusion Officer
(503)877-4303 cheryl.L.myers@state.or.us

f. Organizational Chart [next page]

Higher Education Coordinating Commission Agency
 2015-17 Organization Chart
 142 Positions (123.63 FTE)
 As of July 25, 2016 - Legislatively Approved Budget

		Principal Exec/Mgr H		Principal Exec/Mgr G		Principal Exec/Mgr F		Principal Exec/Mgr E		Principal Exec/Mgr D		Principal Exec/Mgr C		Principal Exec/Mgr B		Principal Exec/Mgr A		Key		
		Exec Support Spec 2	Exec Support Spec 2	Exec Support Spec 2	Exec Support Spec 2	Exec Support Spec 2	Exec Support Spec 2	Exec Support Spec 2	Exec Support Spec 2	Exec Support Spec 2	Exec Support Spec 2	Exec Support Spec 2	Exec Support Spec 2	Exec Support Spec 2	Exec Support Spec 2	Exec Support Spec 2	Exec Support Spec 2	Exec Support Spec 2	Permanent Position (# FTE)	Limited Duration Pos. (# FTE)
Executive Director (6.93 FTE)	Human Resource Analyst 2																			
	Human Resource Analyst 1																			
	Ops & Policy Analyst 4																			
	Public Affairs Spec 3																			
	Admin Spec 2 (.29 FTE)																			
	Operations (29.99 FTE)	Principal Exec/Mgr F																		
	Exec Support Spec 2	Exec Support Spec 2																		
	Accounting & Payroll	Principal Exec/Mgr D																		
	Accountant 3 (3 FTE)	Accountant 2 (2 FTE)																		
	Accounting Tech 3 (2 FTE)	Accounting Tech 2																		
	Budget & Procurement	Principal Exec/Mgr D																		
	Fiscal Analyst 3	Fiscal Analyst 2																		
	Fiscal Analyst 1	Proc & Contract Spec 2																		
	Ops & Policy Analyst 3	Ops & Policy Analyst 3																		
CCMD (14.7)	Principal Exec/Mgr H																			
Exec Support Spec 2	Exec Support Spec 2																			
ABS, Title II, Career Tech, SED	Ed Program Spec 2 (4.7 FTE)																			
Ops & Policy Analyst 4	Admin Spec 2																			
Program Analyst 3	Support																			
Office Specialist 2	Office Specialist 1																			
WV Investments (20.33 FTE)	Principal Exec/Mgr G																			
Principal Exec/Mgr E	Ed Program Spec 2																			
Ops & Policy Analyst 4 (2 FTE)	Program Analyst 4																			
Program Analyst 3 (8 FTE)	Support																			
Admin Spec 2 (2 FTE)	Exec Support Spec 2																			
Office Specialist 1 (.33 FTE)	Office Specialist 1																			
OSAC (20.99 FTE)	Principal Exec/Mgr F																			
Principal Exec/Mgr D	Principal Exec/Mgr D																			
Opportunity Grants & Public Programs	Accountant 2 (.05 FTE)																			
Info Systems Spec 7 (0.8 FTE)	Ops & Policy Analyst 3																			
Ops & Policy Analyst 4 (7.2 FTE)	Program Analyst 1																			
Research Analyst 3 (.59 FTE)	Ed Program Spec 1 (2.5 FTE)																			
Private Career Schools	Ed Program Spec 1 (2.5 FTE)																			
Support	Admin Spec 2																			
Scholarship Programs	Program Analyst 2																			
Research Analyst 2	Admin Spec 2 (3 FTE)																			
Office Specialist 1	Office Specialist 1																			
Student Access & Completion	Exec Support Specialist 2																			
ASPIRE	Program Analyst 3																			
Program Analyst 1 (4 FTE)	Program Analyst 1 (.38 FTE)																			
Program Analyst 1 (.38 FTE)	Training & Dev Spec 1 (1.5 FTE)																			
Train & Dev Spec 1 (.38 FTE)	Support																			
Admin Spec 1 (.5 FTE)	Office Specialist 1 (.5 FTE)																			
Office Specialist 1 (.5 FTE)	Office Specialist 1 (.38 FTE)																			
FAFSA	Program Analyst 1 (.39 FTE)																			
Train & Dev Spec 1 (.38 FTE)																				
Research & Data (0.19 FTE)	Principal Exec/Mgr E																			
Info Systems Spec 7	Ops & Policy Analyst 4 (3 FTE)																			
Ops & Policy Analyst 4 (5 FTE)	Program Analyst 3 (.59 FTE)																			
Research Analyst 4 (2 FTE)	Research Analyst 3																			
Support	Admin Spec 2																			
University Coordination (9.92)	Principal Exec/Mgr G																			
Program Approval	Ops & Policy Analyst 4																			
Ed Program Spec 2 (2 FTE)	Ed Program Spec 2 (.92 FTE)																			
University Finance	Principal Exec/Mgr F																			
Ops & Policy Analyst 3	Fiscal Analyst 3 (2 FTE)																			
Transitions, Dual Credit, Program Approval, Career Pathways, Distance Learning	Principal Exec/Mgr E																			
Ed Program Spec 2 (2 FTE)																				
Info Technology	Principal Exec/Mgr E																			
Info Systems Spec 7 (7.5 FTE)	Info Systems Spec 7 (.46 FTE)																			
Info Systems Spec 6	Info Systems Spec 5																			
Info Systems Spec 3	Support																			
Admin Spec 1																				
Total - 123.63 FTE																				
General Fund - 63.22 FTE																				
Other Funds - 24.75 FTE																				
Federal Funds - 35.66 FTE																				

II. AFFIRMATIVE ACTION/DIVERSITY & INCLUSION PLAN

a. Agency Affirmative Action Statement

This statement applies to all HECC staff and all matters relating to hiring, firing, promotion, benefits, compensation, and other terms and conditions of employment.

The HECC supports the spirit and letter of equal employment opportunity laws, rules and regulations, and affirmative action concepts and the right of all persons to work and advance on the basis of merit, ability, and potential.

The HECC strives to achieve equal employment opportunity and affirmative action objectives through the recruitment, employment and advancement of a diverse workforce, including women, minorities and the disabled. The Commission and agency will not tolerate any form of discrimination or harassment and endeavors to maintain a tolerant and respectful work environment free of hostility or unwelcome behavior.

The HECC is committed to providing, through a program of affirmative action, equal access to programs and services and fair and equal opportunities for employment. In administering its program, commission members and staff will not discriminate against any person who is a current or potential user of its services on the basis of race, color, ancestry, gender, national origin, age, family or marital status, sexual orientation, political or religious affiliation, veteran status, physical or mental disability.

An individual who has interviewed for employment, who believes they were denied employment based on any of the aforementioned discriminatory factors, may review the employment decision with the Commission, by contacting the HECC's Affirmative Action Representative (contact information listed previously). If the concern is not resolved to the individual's satisfaction, they may contact the Equal Employment Opportunity Commission, Seattle District Office – 909 First Avenue, Suite 400, Seattle, WA 98104-1061.

As part of the annual performance evaluation, the Commission's Executive Director is evaluated, in part, on efforts to promote the equal employment opportunity and affirmative action objectives of the agency.

The agency shares its current AA/D&I Plan with the Commission, all staff and places a copy on the website for public access.

b. Agency Diversity & Inclusion Statement

The HECC is committed to establishing, monitoring, and maintaining a work environment where all employees are valued, treated fairly, and given opportunities to develop and grow to their full potential. Every employee plays a part in the agency's diverse workforce and inclusive work environment by being respectful and supportive, and by acting with integrity toward one another. Each person's skills, talents, knowledge, experiences and personalities broaden the range of perspectives in and approaches to conducting the agency's work. The HECC can best promote excellence by intentionally recruiting, retaining and accommodating a diverse group of staff in an environment of respect that is supportive of their workplace success. This climate of diversity, inclusion and excellence is critical to successfully contributing leadership and resources to increase the skills, knowledge and career opportunities of Oregonians



c. D&I Council Mission Statement

To foster a climate that empowers all to embrace a culture of Equity, Diversity & Inclusion as a valued asset. HECC management and staff prioritize these values through professional development and engagement in order to achieve equity-driven results for Oregonians.

d. Training, Education and Developmental Plan (TEDP)

At the HECC, State Policy 50.045.01, Employee Development and Implementation of Oregon Benchmarks for Workforce Development is used to promote employee career growth.



The HECC actively strives to provide promotional opportunities that either use existing skills in a different setting or support employees in the acquisition of new skills, be it through formal classroom training, job rotations, various work projects or experiences, and educational or continuing education opportunities. All employees receive formal, annual performance evaluations.

As the agency moves forward its commitment to foster learning environments and promote continual growth and improvement, it is crucial that all aspects of equity, diversity and inclusion be at its core foundation. As such, important conversations take place to determine the overarching perspectives, beliefs and vision amongst HECC leadership/management. The following agency priorities have been identified:

- Nurture an environment intentionally inclusive of diverse groups, people and perspectives
- Align equity, diversity and inclusion efforts with commission and agency strategic plans
- Recruit, hire, support, promote and retain diverse staff
- Increase cultural awareness and staff diversity
- Maintain a strong, clear and consistent agency wide Diversity & Inclusion (D&I) communications
- Align equity, diversity and inclusion efforts with agency programs and services

While the agency's leadership and coordination with partners on equity and student success is vital to achieving Oregon's higher education goals, it is equally important to engage the agency's internal staff at all levels.

i. *Staff*

- The Affirmative Action Plan including the agency's AA Statement is posted on the agency's website.
- Hiring managers work with Human Resources to ensure no bias, intended or unintended, is imbedded in required qualifications or in application or interview process.
- Interview panels intentionally include diverse members where possible.
- Position descriptions are reviewed and updated as necessary to ensure affirmative action and diversity and inclusion responsibilities are included in management position descriptions.
- ✓ ORS 659.025 (1) "To achieve the public policy of the State of Oregon for persons in the state to attain employment and advancement without discrimination because of race, religion, color, sex, marital status, national origin, disability or age, every state agency shall be required to include in the evaluation of all management personnel the manager's or supervisor's effectiveness in achieving affirmative action."

- Supervisor annual evaluations include assessing effectiveness in fostering a diverse workforce (recruitment, retention, promotion strategies) and building a culturally competent work environment.
- Training opportunity access is available to all staff per the Statewide Employee Development and Implementation of Oregon Benchmarks for Workforce Development Policy (50.045.01).
- The HECC New Employee Orientation is provided within the first week of employment to new employees to guide them through their first days of employment and to answer any questions.

The HECC’s role in engaging external stakeholders and informing the public is vast. The Education Pathway Charts in Appendix C from Oregon Learns are included as a compelling visual of our core work and the distance Oregon must travel to address the opportunity gap in secondary and higher education.

“If the ladder of educational opportunity rises high at the doors of some youth and scarcely rises at the doors of others, while at the same time formal education is made a prerequisite to occupational and social advance, then education may become the means, not of eliminating race and class distinctions, but of deepening and solidifying them.”

—President Truman, in releasing a report of the President’s Commission on Higher Education, 1947

ii. *Volunteers*

OSAC maintains a statewide outreach and mentoring program, ASPIRE, which provides cultural sensitivity, disability awareness, and inclusiveness training to more than 1,500 volunteers who serve as mentors to students from all socio-economic and racial or ethnic backgrounds. The program operated in 157 middle schools, high schools, colleges and community-based organizations during 2015-16. More than 10,000 students were directly mentored and over 120,000 were students reached through workshops, drop-in assistance, or special programs. ASPIRE students served possess the following characteristics:

- Racial breakdown: 35% are students of color
- Economic background: 52% are from low-income or moderate-income families
- Linguistic Background: 22% are from homes where a language other than English is spoken
- Educational background: 54% have one parent/guardian who did not attend college
52% have two parents/guardians who did not attend college
- Over the last year, Oregon has seen the nation’s highest percent increase in FAFSA completion by high school seniors. By successfully completing the Free Application for Federal Student Aid (FAFSA), over a thousand more Oregon students have gained access to federal and state financial aid. According to a recent analysis of FAFSA completion data, as of April, 2016, approximately 8.8% more Oregon high school seniors had completed a FAFSA than at the same point in 2015. This increase is particularly notable given that nationally, the number of FAFSA completions dropped 3.2% over the same period. Oregon’s improvements correspond with this year’s launch of the highly publicized Oregon Promise program, which requires the FAFSA as a component of the grant application, as well as the success of numerous proactive outreach efforts. Oregon’s recent outreach efforts include OSAC’s innovative and growing FAFSA Plus+ initiative which has received national attention for fostering improvements in FAFSA completion of high school

seniors at participating sites, OSAC's longstanding College Goal Oregon events statewide, as well as initiatives and programs led by college access organizations, K-12 schools and districts, and numerous other partners.

- All staff are regularly informed of equity and diversity events occurring in local areas. Staff representation is encouraged at community-based and/or equity-focused events and convenings, demonstrating the agency's support and creating additional agency awareness.
- iii. **Contractors/Vendors**
The HECC does not currently provide vendor diversity training.

e. Programs

i. **Internship/Fellows**

- **Formal:**
 - OSAC interns and college work-study students work with the Scholarship program reviewing scholarship application transcripts from January through March each year. OSAC also utilizes work-study students for the ASPIRE program to assist in maintaining the social media presence for the program.
 - The agency has continued its engagement with graduate students from the Hatfield School of Business' Fellows Program, with excellent results.
 - The Office of University Coordination – Academic Planning & Policy engaged a 2015-16 fellow who returned post-fellowship for a temporary assignment. Their 2016-17 fellow who is a First Nation's member, assisting with research to inform agency staff on the best strategies to support the recently updated American Indian/Alaska Native Education State plan. The Fellow will also assist with analysis of new and proposed state plans that impact student success initiatives.
 - OSAC also hosted a 2016 Hatfield Summer Fellow who prepared a research brief exploring the ability to offer race/ethnicity-based scholarships via a literature review and summary for agency leadership, and additionally provided development assistance to the ongoing OSAC website project.
- **Informal:** As vacancies or opportunities arise, all interns are encouraged to apply for any position openings they may be qualified for. HECC strives to maintain contact with interns for ongoing opportunities and community outreach communication.

ii. **Mentorship Programs**

Formalized programs are not currently in place, but under consideration.

iii. **Community/External Outreach**

Informal community involvement activities have included:

- Numerous staff have presented at community college and university conferences as well as multi-cultural community events.
- Invitations are regularly extended to staff for diversity events, such as Say Hey, Networkin' It, etc. and as budget allows, sponsorship opportunities are strongly considered.
- OSAC partners with numerous community and professional groups throughout the state to deliver its access and financial assistance programs, including the following: middle & high schools, community-based organizations, Oregon Association of Student Financial Aid Administrators (OSAFAA), The Oregon Community Foundation, The Ford Family Foundation, Pacific Northwest Association for College Admission Counseling, Oregon



GEAR UP, Incight (for students with disabilities), Oregon Independent Colleges Association, Oregon Indian Council for Postsecondary Education, Oregon Student Association, Oregon Community College Association, Oregon College Access Network, and Career Information Systems.

- In addition to full Commission meetings, the Commission’s **Student Success and Institutional Collaboration Subcommittee** (SSIC) considers equity-focused academic directives, initiatives and public testimony, and the **Funding and Achievement Subcommittee** considers fiscal matters on a regular basis.
- In 2015, the HECC adopted a new formula for the distribution of state resources to public universities that **incentivizes support for underserved populations**. The Student Success and Completion Model (SSCM) creates state financial incentives for universities to increase the number of resident students who complete degrees, with additional funding weights for students of color, low-income, rural, and veteran students.
- HECC staff regularly convene an internal **Equity Advisory Group** comprised of campus leaders who inform staff on equity initiatives, and promote inter-campus communication, collaboration, and innovation as a learning community to improve equity.
- HECC **regularly collaborates with Oregon tribes**, meeting with Government-to-Government education leaders, attending quarterly and annual education cluster gatherings, semi-annual Legislative Commission on Indian Services trainings, providing quarterly and annual agency reports; collaborating to better serve Native students.
- A number of Commission’s recent affordability initiatives detailed here are driven by equity goals, including **redesign and expansion of the Oregon Opportunity Grant to prioritize support for low-income students**, and efforts to improve textbook affordability.
- OSAC implements **mentoring and outreach programs to prepare students of all backgrounds for success** in college and career including Oregon ASPIRE, and financial aid outreach through the FAFSA Plus+ initiative, College Goal Oregon and more.
- **Recent Legislative Work Groups, Reports and Resources:** The Oregon Legislature entrusts the HECC with research and analysis of numerous higher education policy questions of critical interest to the state, including bills and initiatives related to improving equity noted below. All final HECC reports submitted to the Legislature can be found on our website.
 - Development of educator equity plans by 6 public university teacher preparation programs (HB 3375);
 - The collection and reporting of sexual orientation data for students and employees at all public universities in Oregon (SB 473);
 - Grants to programs supporting underrepresented students pursuing STEM degrees (HB 3072);
 - Policy research and legislative recommendations on disparities in higher education (HB 3308);
 - Approaches to better serving students who stop out before completing a degree (need bill);
 - Expanding eligibility for undocumented students who would otherwise qualify for in-state tuition at public universities the ability to apply for OOG funds (SB 932);
 - Collaboration with Oregon Department of Education on additional directives focused on high school graduation and success, including a plan for African-American student success (HB 2016); as well as
 - Expanded outreach and communication on the GED.
- HECC staff are involved in numerous collaborative campus efforts to **streamline the community college to university transfer pathway**, working to ensure students do not lose credits; this impacts affordability and time to degree for low-income, first generation, and

other underserved student groups. HECC also leads policy efforts on **Credit for Prior Learning**, improving pathways for returning and adult students to earn credits.

- **Collaboration:** In its equity initiatives and efforts, the HECC welcomes the involvement and collaboration of campus communities, students and families, community-based organizations, tribal partners, agencies and additional stakeholders to achieve mutual education goals and build lasting relationships to improve the futures of all Oregon students.

iv. *Diversity Awareness Programs*



- The agency's internal D&I Council strive to increase awareness and continual learning regarding diversity and equity issues and recently circulated an anonymous survey [synopsis found in Appendix C] to better assess existing staff perceptions, attitudes and beliefs regarding equity/D&I. Survey results are utilized to create a foundation for future training and will be conducted periodically to assess progress. The following staff perspectives and interests were brought to light:
 - Create an agency culture that celebrates the unique attributes of all people
 - Provide a safe learning environment for all staff during the various stages of their D&I journey
 - Offer D&I training opportunities and resources
 - Support internal promotions and succession planning
 - In collaboration with Oregon public education institutions, the HECC continues its convening of a higher education Equity Workgroup, comprised of professionals charged with diversity and equity policies at their campuses. This learning community meets quarterly and provides input to the HECC on equity best practices and innovative approaches.
 - The Commission formally adopted the OEIB equity lens¹ as a guiding principle. The equity lens is a valuable tool and perspective to create a culture of equity not only for HECC programs, but also for the internal agency culture. The equity lens' primary focus is race and ethnicity.
 - As the Chief Education Office executes its charge to align and build a P-20 education system, the equity lens within the HECC proves useful to ensure every learner (internal and external) is adequately prepared by educators focused on equity for meaningful contributions to society. The equity lens confirms the importance of recognizing institutional and systemic barriers and discriminatory practices that have limited access for many students in the Oregon education system. The equity lens emphasizes underserved students, such as out of school youth, English Language Learners, and students in communities of color and rural geographical locations, with a particular focus on racial equity. The result of creating a culture of equity will focus on the outcomes of academic proficiency, civic awareness, workplace literacy, and personal integrity. The system outcomes focus on resource allocation, overall investments, hiring and professional learning.
 - Statewide leadership programs are available to staff such as the Management Developmental Series and other trainings in the State of Oregon iLearn Training site.
 - The HECC Leadership Team addresses affirmative action, diversity and equity topics on an ongoing basis at its biweekly meetings. Intentional recruiting efforts include outreach to diverse communities including publications and organizations, diverse hiring panels and ongoing measures to create a culture to support retention and development of a diverse and vibrant workforce.
- #### v. *Leadership Development/Training Programs*
- See goals for planned programs.

¹ http://education.oregon.gov/Documents/HECC/Reports%20and%20Presentations/Presidents_letter_Equity_Lens.pdf

f. Update: Executive Order 16-09

i. *Respectful Leadership Training*

The HECC is committed to the goals of enriching the diversity of the agency and increasing the level of cultural competency, both internally and throughout our external and partner base. As the agency is developing, additional efforts are emerging, as demonstrated by the recently created position dedicated to equity effort. This position furthers design and agency equity initiative implementation, building upon the initial employee survey assessment identified in the Training & Development section.

ii. *Statewide Exit Interview Survey*

The HECC encourages all employees to complete this DAS web-based, exit-interview tool prior to their transfer or departure: <http://www.surveymonkey.com/s.asp?u=206582533018>
Participation is optional and all responses are anonymous and cannot be traced back to an individual. The survey is conducted in a safe and non-threatening manner and covers such items as benefits; working conditions; opportunities for career advancement; quality and quantity of workload; and relationships with co-workers and supervisors. In the new plan year, DAS will analyze the information for positive and negative results, and strive to correct or minimize the negative results and report the findings to the Executive Team on a quarterly basis.

iii. *Performance Evaluation of All Management Personnel*

The HECC is in the process of establishing a Performance Management Plan, in accordance with the statewide Performance Management Process Policy (50.035.01)

g. Status of Contracts to Minority Businesses (ORS 659A.015)

While much of the agency budget contains significant pass-through funding and grants to public institutions, the agency continues to seek additional contracting opportunities with diverse businesses, including an existing HECC contract utilizing a WBE/MBE subcontractor. This data reflects 01-12/2016 information only.

Issuing Agency	Total # of Contracts	WBE/MBE Contracts	Potential WBE/MBE	Total Contract Value	WBE/MBE Contracts	Potential WBE/MBE
HECC	518	6	3	\$48,213	6	\$48,213

III. ROLES FOR PLAN IMPLEMENTATION

a. Responsibilities and Accountabilities

i. *Executive Director*

The Executive Director directs and supervises all activities of the agency. The Executive Director reports to the Higher Education Coordinating Commission annually and biennially to the Legislative Ways & Means Committee, on the progress and outcomes of the agency's Affirmative Action Plan. Pursuant to the administrative rule 105-040-001, the Executive Director ensures:

- A) Equal employment opportunities are afforded to all applicants and employees by making employment related decisions that are non-discriminatory; and
- B) Employment practices are consistent with the state's Affirmative Action Guidelines under ORS 659A.012–659A.015 and federal laws to:
 - (i) Promotes good faith efforts to achieve established affirmative action objectives; and
 - (ii) Takes proactive steps to develop diverse applicant pools for position vacancies.

ii. *Managers/Supervisors*

The Chief Culture, Diversity & Inclusion Officer works with leadership to direct agency affirmative action functions, ensuring the agency plan, targets and goals are followed,

implemented, and achieved. The Deputy Executive Director is involved in recruiting processes to ensure there is no intended or unintended bias.

- Supervisors are expected to foster and promote the importance of a diverse workforce free of discrimination and harassment to staff and follow the statewide Discrimination and Harassment Free Policy 50.010.01.
- Ensure subordinates receive an orientation on the agency's affirmative action goals and responsibilities and understand their own responsibilities for helping promote diversity and a harassment free work environment.
- The HECC ensures agency and State of Oregon procedures and rules are followed to fill employment vacancies.
- Managers are evaluated annually to assess how they have fostered a diverse workforce. Criteria may include:
 - Agency workforce education regarding diversity issues (i.e. training and communication).
 - Recruitment and selection efforts (recommendations for advertising or marketing open recruitments).
 - Retention (how managers identify and ensure employees are provided appropriate tools for success).



iii. ***Affirmative Action Representative***

The Department of Administrative Services, Enterprise Human Resource Service provides human resources to the HECC. The assigned Human Resource Manager reports to the Executive Director and works with the Chief Culture, Diversity & Inclusion Officer and participates as part of the Executive team. The HR Affirmative Action Representative reports to the Executive Team and works directly with the HR Director to:

- Ensure employees receive and engage in a thorough orientation to the HECC and state government; this includes review of AA and EEO policy with employees during the New Employee Orientation;
- Promote and oversee effective retention practices using the Affirmative Action/D&I Plan.
- Assist with and/or investigate and address EEO/AA complaints;
- Report EEO complaints or areas needing improvement to management team members; and
- Provide EEO/AA and ADA training options to the agency.

IV. JULY 1, 2015 – JUNE 30, 2017

a. Accomplishments

As fully integrated new agency on July 1, 2015, the HECC incorporated the collective efforts of two agencies, CCWD and OSAC, as it launched an enhanced and vibrant internal culture of inclusion.

- The HECC continued to place the formally adopted Equity Lens at the center of its efforts to improve higher educational success for underserved populations in Oregon.
- The agency’s voluntary internal Diversity & Inclusion workgroup, comprised of staff from across agency offices, increasingly engaged in staff equity/D&I training and ongoing communication.
- The Higher Education Equity Advisory Group is composed of institutional administrators focused on equity issues at community colleges and public universities; this group provides insight and advice to the commission and agency, with a focus on achieving state goals.
- The 2015-17 higher education budget priority framework was organized around key priorities of student success and affordability, with a focus on investment priorities in the context of promoting educational quality and equity for all Oregon students.
 - In 2015, the HECC adopted a new formula for the distribution of state resources to public universities that incentivizes support for underserved populations.
 - Recent Commission affordability initiatives were driven by equity goals, including redesign and expansion of the Oregon Opportunity Grant to prioritize support for low-income students, and efforts to improve textbook affordability.
 - House Bill 3072, established \$2 million in competitive grant funding to public postsecondary institutions for activities related to science, technology, engineering and mathematics education and activities for underrepresented and underserved students, related to career and technical education leading to high-wage and high-demand jobs.
 - Fall 2016, the first Oregon Promise cohort began, with 6,634 awards granted. \$39.7 million is currently included in the 2017-19 Governor’s Recommended Budget for the next cohort, details will become clearer as the session moves forward and student retention data is available. Of particular equity note, the state’s focus on 40-40-20 includes *all* students, without legal status consideration. A separate application, Oregon Student Aid Application (ORSAA), was created to mimic the Free Application for Federal Student Aid (FAFSA) for those students unable to complete the federal financial aid application and thus allow application to this new program. The racial/ethnic distribution of recipients mostly parallels last year’s high school seniors:

Race/Ethnicity	Percent of Oregon 12th Graders, 2015-16	Percent of Oregon Promise Recipients
African American or Black	2.7	1.4
American Indian/Alaska Native	1.6	1.0
Asian American	4.1	4.1
Hispanic	21.3	18.9
Pacific Islander	0.6	0.5
Two or more racial/ethnic groups	5.0	5.0
White, non-Hispanic	64.6	65.7
Unknown	N/A	3.5

- The agency greatly benefited from a yearlong job rotation for an Education Equity Specialist, Blanca Torres de Hawkins. Her work was instrumental in moving diversity and inclusion efforts forward internally, as well as staffing education equity-focused legislative directives.



- In addition to intentional direct outreach by leadership, vigorous diversity outreach strategies have been deployed for recruitment purposes including, but not limited to: National Higher Ed Recruitment Consortium, Partners In Diversity, Oregon Association of Minority Entrepreneurs, NAACP Salem-Keizer Chapter, Oregon Native American Chamber, Hispanic Services Roundtable, the Oregon Advocacy Commissions, Asian Pacific American Chamber, Urban League, African American Chamber, Hispanic Metropolitan Chamber, OSHEN, HispanicPros, StoriJobs.
- OSAC maintains a statewide outreach and mentoring program, ASPIRE, which provides cultural sensitivity, disability awareness, and inclusiveness training to more than 1,500 volunteers who serve as mentors to students from all socio-economic and racial or ethnic backgrounds. The program operated in 157 middle schools, high schools, colleges and community-based organizations during 2015-16. 11,980 students were directly mentored and 72,212 were students reached through workshops, drop-in assistance, or special programs. ASPIRE students served possess the following characteristics:
 - Racial breakdown: 35% are students of color
 - Economic background: 52% are from low-income or moderate-income families
 - Linguistic Background: 22% are from homes where a language other than English is spoken
 - Educational background: 54% have one parent/guardian who did not attend college

- Since its inception in 1971, the Oregon Opportunity Grant has been a need-based grant program serving low-income Oregonians. Students apply for the Oregon Opportunity Grant by completing and submitting the Free Application for Federal Student Aid (FAFSA), which is also the application for federal student aid programs. OSAC receives data from all FAFSAs submitted by Oregon residents. FAFSA data contains demographic and financial data on each applicant and his/her family, if applicable, but no data on race or ethnicity.

Oregon Opportunity Grants served 30,264 Oregon students in 2015-16. During the same period, OSAC administered public and privately-funded scholarships reached 3,523 students and awarded over \$18 million. 25.8% of award recipients self-identified as students

Recipients of Oregon Opportunity Grants had the following characteristics in 2015-16:

--Racial breakdown: The percentage of Opportunity Grant recipients who self-identified as students of color (excludes white and 'unknown') was 31 percent.

--Economic background: 53.5 percent of Opportunity Grant recipients are from families with incomes below \$20,000.

--In 2015-16, OSAC administered scholarships (includes privately funded and public programs) reached 3,523 students. The percentage of

award recipients who self-identified as students of color was 25.8 percent.

- Leadership equity discussions and review occur regularly. From frequent internal equity communications, dedicated time at each quarterly All Staff meetings to small group and one-on-one conversations, opportunities are seized to convey and reiterate the priority role of equity, diversity and inclusion in all agency efforts.
- The FAFSA Plus+ program began collecting race data for high school seniors at all participating FAFSA Plus+ sites. As of December 2016, 139 FAFSA Plus+ high schools and other agencies have provided race data for over 29,000 high school seniors. With further development, this data will be used to calculate FAFSA submission and completion rates among different racial groups of high school seniors at FAFSA Plus+ sites.

b. Progress made or lost since previous biennium

As demonstrated in the following EEO statistics, the aggregate agency parity has made gains over the prior biennium and it remains a focus to continue this trajectory.

EEO Statistics as of 06/30/2016

6/30/16 Statistics - HECC	Total EEs	WMN	WMN PRTY	WMN GOAL	WMN Under Goal	People of Color	POC Parity	POC Goal	POC Under Goal	People With Disability	PWD Parity	PWD Goal	PWD Under Goal
Principal Executive/Manager H	1	0	36.60%	0.3	0.3	0	12.20%	0.1	0.1	0	6.00%	0.0	
Principal Executive/Manager G	5	2	36.60%	0.3		2	12.20%	0.1		0	6.00%	0.3	
Principal Executive/Manager F	4	2	36.60%	0.3		1	12.20%	0.5		0	6.00%	0.2	
Principal Executive/Manager E	4	2	36.60%	0.3		0	12.20%	0.1	0.1	0	6.00%	0.2	
Principal Executive/Manager D	2	1	36.60%	0.3		0	12.20%	0.1	0.1	0	6.00%	0.0	
A02 Upper Management	16	7	36.30%	5.8		5	12.20%	2.0		0	6.00%	1.0	1
A Official/Administrator	16	7			0.6	5			0.4	0			1
Public Affairs Specialist 3	1	1	41.70%	0.4		0	9.00%	0.0		0	6.00%	0.0	
B02 Communication/Editor	1	1	41.70%	0.4		0	9.00%	0.0		0	6.00%	0.0	
Education Program Specialist 2	10	6	59.40%	5.9		3	9.60%	0.9		0	6.00%	0.6	0.6
Education Program Specialist 1	4	3	59.40%	2.4		0	9.60%	0.4	0.4	0	6.00%	0.2	0.2
B03 Teacher/Education	14	9	59.40%	8.3		3	9.60%	1.3		0	6.00%	0.8	0.8
Procurement & Contract Spec 2	1	1	43.20%	0.4		0	5.30%	0.0		0	6.00%	0.0	
B07 Purchasing Agent/Analyst	1	1	43.20%	0.4		0	5.30%	0.0		0	6.00%	0.0	
Research Analyst 4	2	1	43.70%	0.8		1	10.00%	0.2		0	6.00%	0.1	0.1
Research Analyst 3	1	1	43.70%	0.4		0	10.00%	0.1	0.1	0	6.00%	0.0	
B09 Social Science/Planner/Researcher	3	2	43.70%	1.3		1	10.00%	0.3		0	6.00%	0.1	0.1
Training & Development Spec 1	1	1	57.60%	0.5		1	11.60%	0.1		0	6.00%	0.0	
B10 Personnel/Employment	1	1	57.60%	0.5		1	11.60%	0.1		0	6.00%	0.0	
Compliance Specialist 3	0	0	48.10%	0.0		0	10.70%	0.0		0	6.00%	0.0	
B11 Inspector/Compliance	0	0	48.10%	0.0		0	10.70%	0.0		0	6.00%	0.0	
Info Systems Specialist 7	9	3	32.40%	2.9		0	13.00%	1.2	1.2	0	6.00%	0.5	0.5
Info Systems Specialist 6	1	0	32.40%	0.3	0.3	0	13.00%	0.1	0.1	0	6.00%	0.0	
Info Systems Specialist 3	1	1	32.40%	0.3		0	13.00%	0.1	0.1	0	6.00%	0.0	
B12 Computer Analyst	11	4	32.40%	3.6		0	13.00%	1.4	1.4	0	6.00%	0.7	0.7
Fiscal Analyst 3	2	1	53.00%	1.1	0.1	0	13.00%	0.1	0.1	1	6.00%	0.1	
Fiscal Analyst 2	1	1	53.00%	0.5		0	13.00%	0.1	0.1	0	6.00%	0.0	
Fiscal Analyst 1	0	0	53.00%	0.0		0	13.00%	0.0		0	6.00%	0.0	
Accountant 4	1	1	53.00%	0.5		0	13.00%	0.1	0.1	0	6.00%	0.0	
Accountant 3	3	0	53.00%	1.5	1.5	1	13.00%	0.3		0	6.00%	0.1	0.1
Accountant 2	2	2	53.00%	1.0		0	13.00%	0.2	0.2	0	6.00%	0.1	0.1
B15 Accounting/Finance/Revenue	9	5	53.00%	4.5		1	13.00%	0.9		0	6.00%	0.2	0.2
Operations & Policy Analyst 4	6	5	41.10%	2.5		0	9.50%	0.6	0.6	0	6.00%	0.4	0.4
Operations & Policy Analyst 3	4	2	41.10%	1.6		0	9.50%	0.4	0.4	0	6.00%	0.2	0.2
Operations & Policy Analyst 2	1	1	41.10%	0.4		0	9.50%	0.0		0	6.00%	0.0	
Program Analyst 4	1	0	41.10%	0.4	0.4	0	9.50%	0.0		0	6.00%	0.0	
Program Analyst 3	7	5	41.10%	2.9		1	9.50%	0.7		0	6.00%	0.4	0.4
Program Analyst 2	1	1	41.10%	0.4		0	9.50%	0.0		0	6.00%	0.0	
Program Analyst 1	7	6	41.10%	2.9		1	9.50%	0.7		0	6.00%	0.4	0.4
B16 Program Coord/Analyst	27	20	41.10%	11.1		2	9.50%	2.6	0.6	0	6.00%	1.6	1.6
B Professionals	67	43				8			2	0			3.4
Executive Support Specialist 2	6	5	70.30%	4.2		3	9.70%	0.6		0	6.00%	0.4	0.4
Accounting Technician 3	1	1	70.30%	0.7		0	9.70%	0.0		0	6.00%	0.0	
Accounting Technician 2	1	1	70.30%	0.7		0	9.70%	0.0		0	6.00%	0.0	
Administrative Specialist 2	5	5	70.30%	3.5		1	9.70%	0.5		0	6.00%	0.3	0.3
Administrative Specialist 1	3	3	70.30%	2.1		0	9.70%	0.3	0.3	0	6.00%	0.2	0.2
Office Specialist 2	2	2	70.30%	1.4		0	9.70%	0.2	0.2	0	6.00%	0.1	0.1
Office Specialist 1	4	4	70.30%	2.8		1	9.70%	0.4		0	6.00%	0.2	0.2
F00 Administrative Support	22	21	70.30%	15.5		5	9.70%	2.1		0	6.00%	1.3	1.3
F Administrative Support	22	21				5				0			1.3
TOTALS	105	71				15			2	1			5.3
Women	67.61%												
% Overall	14.28%												
POC %	0.95%												

V. JULY 1, 2017 – JUNE 30, 2019

a. Goals for Affirmative Action and Diversity & Inclusion Plan

Continue building an agency culture that above all values merit, ability and potential and promotes recruitment and retention of a diverse workforce, respecting all and reflecting Oregon’s dynamic and changing population.

b. Strategies and Timelines for Goal Achievement

The HECC will ensure diversity and inclusion strategies are in alignment with ORS 243.305 policy of affirmative action and fair and equal employment opportunities and advancement, any applicable collective bargaining agreement and statewide recruitment policies and guidelines. The agency works to increase workplace diversity awareness and inclusion efforts, strategies and actions considered may include:

- Continue support for the volunteer internal D&I Council; recommend improvements in meeting affirmative action goals and increased agency diversity.
- The Chief Culture, Diversity & Inclusion Officer leads the training plan to educate and foster diversity and inclusion among staff. As recent members of the Oregon Leadership Network, new tools and resources have become available; the Chief Culture Diversity & Inclusion Officer will collaborate with the D&I Council to assess these resources for internal leadership development and staff training.
- Between All Staff meetings, deployment of lunchtime ‘safe space’ learning opportunities utilizing equity/D&I content resources such as TED Talks, youTube, articles, etc. with facilitated conversation led by the D&I Council.
- Chief Culture, D&I Officer to provide one-on-one mentoring and resources to all office directors and supervisors as desired.
- An agency mentorship program is being considered.
- Best hiring practices to further increase agency diversity are continually explored. Ongoing discussions occur with each office director to implement strategies to prevent harassment and discrimination complaints in the workplace and promote retention and succession planning approaches.
- Management leadership will review diversity efforts and share quarterly at Leadership Team meetings.
- Provide a mid-biennium progress report for the HECC Commissioners; the prior report can be found [here](#), shared with all staff and placed on the agency website.
- Pursue equity training for HECC Commissioners.
- Hiring managers will continue working with Human Resources to ensure there is no intended or unintended bias imbedded in required qualifications or in application or interview questions.
- Position descriptions will be reviewed and updated as necessary to ensure that affirmative action and diversity and inclusion responsibilities are included in management position descriptions.
 - ORS 659.025 (1) *“To achieve the public policy of the State of Oregon for persons in the state to attain employment and advancement without discrimination because of race, religion, color, sex, marital status, national origin, disability or age, every state agency shall be required to include in the evaluation of all management personnel the manager’s or supervisor’s effectiveness in achieving affirmative action.”*
- Review the HECC’s agency orientation of affirmative action and D&I policy, goals and develop criteria regarding employee’s roles to contribute to a diverse workforce, free of harassment.



- Require staff attendance at specified mandatory training through the Oregon iLearn system.
- Develop an integrated Labor Management Committee, which would perform annual reviews and make enhancement suggestions to the AA/D&I Plan.
- Diversity and inclusion agenda items are included at all staff meetings.
- Encourage all employees to complete the DAS web-based exit interview survey tool prior to their transfer or departure.
- Post the finalized AA/D&I Plan and Mid-Biennium Progress Update on the HECC website.
- Publically announce the AA/D&I Plan and its availability on the web, to partners, stakeholders and state agency personnel.
- Provide the Executive Director the biennial affirmative action information as part of the regular Ways & Means presentation to the Legislature.
- Succession plan development that emphasizes diversity outreach and retention considerations.



- VI. APPENDIX A – State [found here](#)
- VII. APPENDIX B – Federal [found here](#)
- VIII. APPENDIX C

- a. Agency's Policy Documentation

The HECC places an EEO statement on all recruitment announcements. The HECC administers the following statewide policies: ADA and Reasonable Accommodation Policy; Discrimination and Harassment Free Workplace; Employee and Training Policy; Veteran's Preference in Employment; Maintaining a Professional Workplace.

- Other Agency Documentation: The Education Pathway
- Other Agency Documentation: D&I Internal Survey Results - Highlights

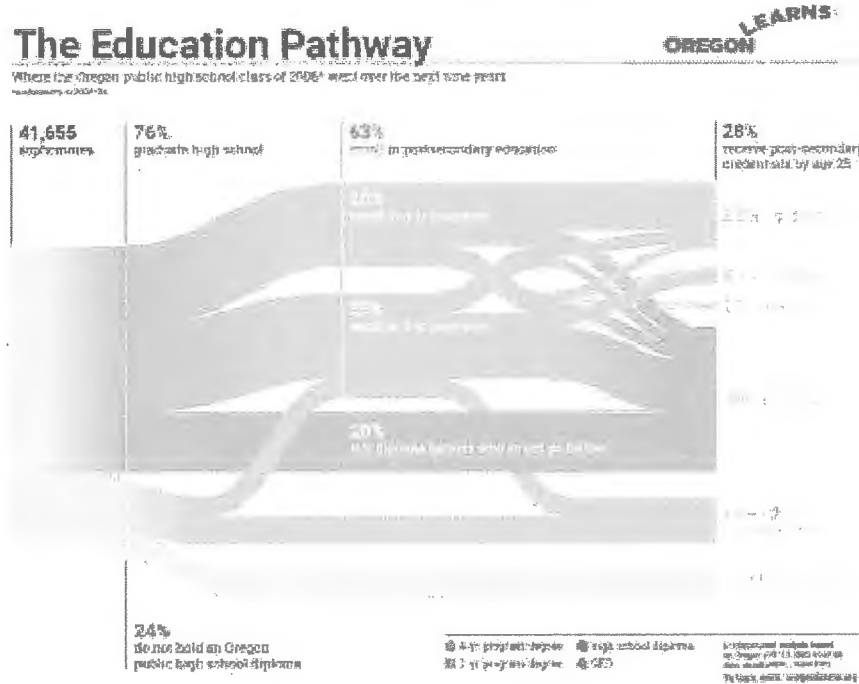
The Education Pathway

Based on longitudinal data more than a decade in the making, there is now clear visual evidence that Oregon is dramatically falling short in its aspirations for student completion of studies and credentials – both in high school and beyond. Attainment lags most heavily among students from low-income families and communities of color.

The diagram below illustrates this finding for the entire Class of 2006. The links at left offer larger views of this student cohort as well as cohort segments broken down by income (free and reduced lunch, or not) and race.

Among the full cohort of 41,655 Oregon students who were sophomores in public high schools in 2003-04, 63 percent started postsecondary studies, but only 28 percent attained any kind of postsecondary degree by the age of 25 (nine years later).

[click here for more information](#)




The Education Pathway

LEARN5
OREGON

WHITE STUDENTS

Where the Oregon public high school class of 2006 went over the next nine years



The Education Pathway

LEARN5
OREGON

LATINO STUDENTS

Where the Oregon public high school class of 2006 went over the next nine years




The Education Pathway

LEARNS
OREGON

AFRICAN AMERICAN STUDENTS

Where the Oregon public high school class of 2006¹ went over the next nine years
high schoolers in 2006-07

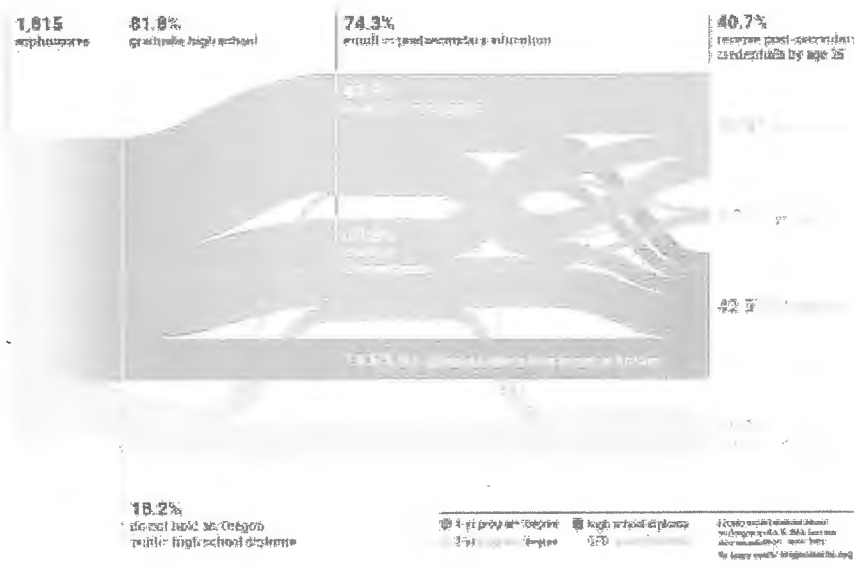


The Education Pathway

LEARNS
OREGON

ASIAN & PACIFIC ISLANDER STUDENTS

Where the Oregon public high school class of 2006¹ went over the next nine years
high schoolers in 2006-07

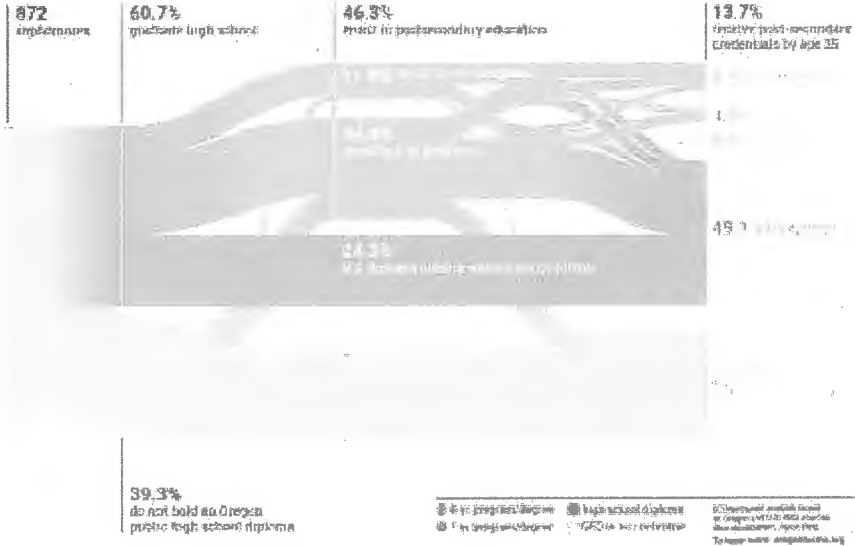


The Education Pathway

LEARNS
OREGON

NAIVE AMERICAN STUDENTS

Where the Oregon public high school class of 2001 went over the next nine years




The Education Pathway

LEARNS
OREGON

MULTIETHNIC STUDENTS

Where the Oregon public high school class of 2001 went over the next nine years



The Education Pathway

LEARNS
OREGON

FREE OR REDUCED LUNCH - PBL STUDENTS

Where the Oregon public high school class of 2006* went over the next nine years
*enrollment in 2002-03

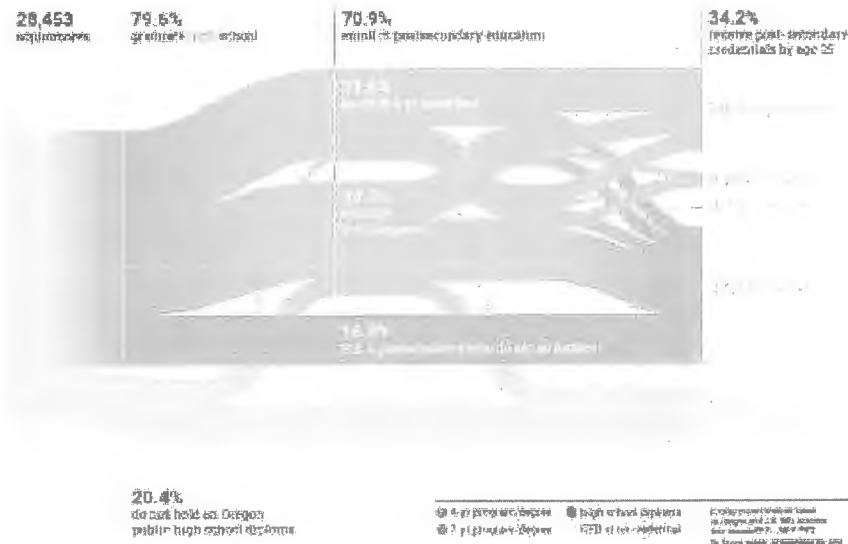


The Education Pathway

LEARNS
OREGON

NON FREE OR REDUCED LUNCH (NON-PBL) STUDENTS

Where the Oregon public high school class of 2006* went over the next nine years
*enrollment in 2002-03





Education Pathway Data Analysis

Collection and analysis of data portrayed in The Education Pathway grew out of ECONorthwest work in support of the Oregon Education Investment Board, the Higher Education Coordinating Commission, and the Governor's Office in 2014 in preparation for 2015 policy and budget packages. ECONorthwest received postsecondary outcome data from the Community College and Workforce Development Department and from the Oregon University System for Oregon K12 students who were sophomores in the 2003-04 school year (that is, expected graduates of the Class of 2006). The Oregon Department of Education supplemented the CCJW/COWD matches with data from the National Student Clearinghouse to capture students who attended private and out-of-state institutions.

The Sankey diagram visualizes the analysis of credentials by age 25 for the cohort. Census estimates suggest each of those numbers will continue to rise as members of the cohort age into their late 20s. Bachelor's degrees for the full cohort should trend to 30 percent, associate's degrees to 8 percent.

GED attainment rates for the full cohort were estimated from available data. ECONorthwest's longitudinal database does not include GEDs. No GED attainment rates are possible to estimate for smaller segments of the cohort.

It should be noted that about 8 to 10 percent of high school students attend private schools, and these are not reflected in the data or the diagram. Private school students typically participate in postsecondary education and complete at higher rates than public high school students.

2016 HECC D&I INTERNAL SURVEY QUESTIONS - HIGHLIGHTS

89

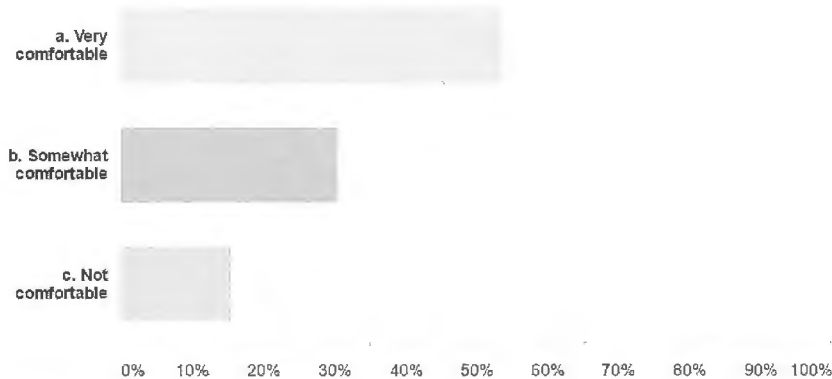
Q1. What does diversity mean to you? Inclusion?

- ✓ Overwhelming positive and thoughtful responses
- ✓ Diversity: representation of people from a variety of backgrounds, genders, ethnicity. Inclusion: not excluding people, accepting/embracing differences.
- ✓ Understanding and celebrating individual uniqueness; appreciating and really listening to understand all perspectives
- ✓ Acceptance and respect for those of other race, color and creed. Admiring the differences instead of fearing them.
- ✓ Diversity - difference, variation. That each individual is unique. Inclusion - acceptance, involvement.

Q2. I feel comfortable When co-workers or stakeholders speak a language other than English.

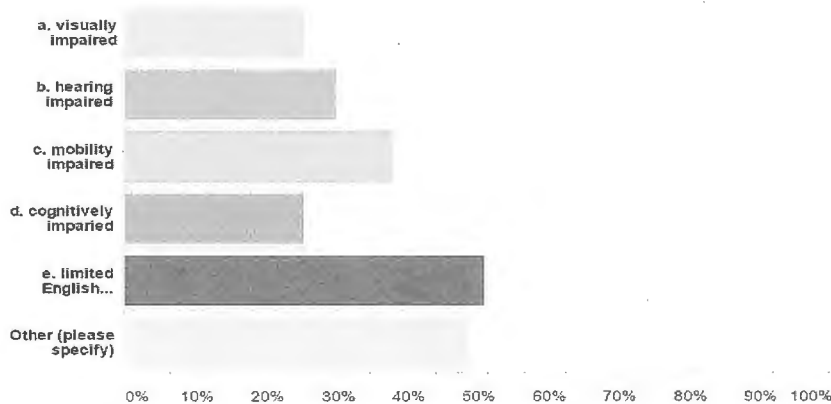
- ✓ Responses varied, confusion around the context of speaking a different language (formal meetings, casual office conversation, and break rooms).
- ✓ Overwhelming appreciation of other languages in staff responses
- ✓ Strong feelings of disconnected communication (feeling left out or that its rude behavior).
- ✓ 54% comfortable with others speaking a different language other than English.

- ✓ 31% somewhat comfortable; 15% not comfortable



Q3. I have access to tools, strategies and resources to engage with people who are:

- ✓ 51% Limited English Proficiency; 25% Visually Impaired
- ✓ 30% Hearing Impaired; 38% Mobility Impaired
- ✓ 25% Cognitively Impaired



Q4. What is your understanding of cross-cultural communication?

- ✓ Mastering the ability effectively engage in conversations with all groups of people.
- ✓ Understanding what is similar and different between co-workers, i.e. how they understand an issue, whether the language and words they use is the same or different than your own.
- ✓ Treating members of other cultures with mutual respect, kindness and consideration.

Q5. Do you find the internal newsletter D&I section valuable, D&I All Staff training valuable? What could we do to improve the effectiveness of the D&I newsletter section and/or training?

- ✓ Many indicated they were not aware of the D&I section
Opportunity to Reintroduce the D&I section [when it is sent, where it is found, who sends it, why we send it and what is sent, e.g. videos, articles, resources]
- ✓ Those that are familiar with the D&I section responded favorably to the resources provided
Invite All Staff to share resources, links, videos around Diversity, Equity and Inclusion.
- ✓ 31% somewhat comfortable; 15% not comfortable

Higher Education Coordinating Commission

Summary Cross Reference Listing and Packages

2019-21 Biennium

Agency Number: 52500

BAM Analyst: Brickman, Tamara

Budget Coordinator: McMullen, Ramona - (503)947-5933

Cross Reference Number	Cross Reference Description	Package Number	Priority	Package Description		Package Group
				Package Number	Package Description	
001-00-00-00000	Operations	010	0	Non-PICS Psnl Svc / Vacancy Factor	Essential Packages	
001-00-00-00000	Operations	021	0	Phase - In	Essential Packages	
001-00-00-00000	Operations	022	0	Phase-out Pgm & One-time Costs	Essential Packages	
001-00-00-00000	Operations	031	0	Standard Inflation	Essential Packages	
001-00-00-00000	Operations	032	0	Above Standard Inflation	Essential Packages	
001-00-00-00000	Operations	033	0	Exceptional Inflation	Essential Packages	
001-00-00-00000	Operations	040	0	Mandated Caseload	Essential Packages	
002-00-00-00000	Degree Authorization/Private Career Schools	010	0	Non-PICS Psnl Svc / Vacancy Factor	Essential Packages	
002-00-00-00000	Degree Authorization/Private Career Schools	021	0	Phase - In	Essential Packages	
002-00-00-00000	Degree Authorization/Private Career Schools	022	0	Phase-out Pgm & One-time Costs	Essential Packages	
002-00-00-00000	Degree Authorization/Private Career Schools	031	0	Standard Inflation	Essential Packages	
002-00-00-00000	Degree Authorization/Private Career Schools	032	0	Above Standard Inflation	Essential Packages	
002-00-00-00000	Degree Authorization/Private Career Schools	033	0	Exceptional Inflation	Essential Packages	
002-00-00-00000	Degree Authorization/Private Career Schools	040	0	Mandated Caseload	Essential Packages	
011-00-00-00000	CCWD Office Operations	010	0	Non-PICS Psnl Svc / Vacancy Factor	Essential Packages	
011-00-00-00000	CCWD Office Operations	021	0	Phase - In	Essential Packages	
011-00-00-00000	CCWD Office Operations	022	0	Phase-out Pgm & One-time Costs	Essential Packages	
011-00-00-00000	CCWD Office Operations	031	0	Standard Inflation	Essential Packages	
011-00-00-00000	CCWD Office Operations	032	0	Above Standard Inflation	Essential Packages	
011-00-00-00000	CCWD Office Operations	033	0	Exceptional Inflation	Essential Packages	
011-00-00-00000	CCWD Office Operations	040	0	Mandated Caseload	Essential Packages	
012-00-00-00000	State Support to CCs	010	0	Non-PICS Psnl Svc / Vacancy Factor	Essential Packages	

Higher Education Coordinating Commission

Summary Cross Reference Listing and Packages

2019-21 Biennium

Agency Number: 52500

BAM Analyst: Brickman, Tamara

Budget Coordinator: McMullen, Ramona - (503)947-5933

Cross Reference Number	Cross Reference Description	Package Number	Priority	Package Description	Package Group
012-00-00-00000	State Support to CCs	021	0	Phase - In	Essential Packages
012-00-00-00000	State Support to CCs	022	0	Phase-out Pgm & One-time Costs	Essential Packages
012-00-00-00000	State Support to CCs	031	0	Standard Inflation	Essential Packages
012-00-00-00000	State Support to CCs	032	0	Above Standard Inflation	Essential Packages
012-00-00-00000	State Support to CCs	033	0	Exceptional Inflation	Essential Packages
012-00-00-00000	State Support to CCs	040	0	Mandated Caseload	Essential Packages
013-00-00-00000	CCWD Federal/Other Support	010	0	Non-PICS Psnl Svc / Vacancy Factor	Essential Packages
013-00-00-00000	CCWD Federal/Other Support	021	0	Phase - In	Essential Packages
013-00-00-00000	CCWD Federal/Other Support	022	0	Phase-out Pgm & One-time Costs	Essential Packages
013-00-00-00000	CCWD Federal/Other Support	031	0	Standard Inflation	Essential Packages
013-00-00-00000	CCWD Federal/Other Support	032	0	Above Standard Inflation	Essential Packages
013-00-00-00000	CCWD Federal/Other Support	033	0	Exceptional Inflation	Essential Packages
013-00-00-00000	CCWD Federal/Other Support	040	0	Mandated Caseload	Essential Packages
014-00-00-00000	Youth Conservation Corp	010	0	Non-PICS Psnl Svc / Vacancy Factor	Essential Packages
014-00-00-00000	Youth Conservation Corp	021	0	Phase - In	Essential Packages
014-00-00-00000	Youth Conservation Corp	022	0	Phase-out Pgm & One-time Costs	Essential Packages
014-00-00-00000	Youth Conservation Corp	031	0	Standard Inflation	Essential Packages
014-00-00-00000	Youth Conservation Corp	032	0	Above Standard Inflation	Essential Packages
014-00-00-00000	Youth Conservation Corp	033	0	Exceptional Inflation	Essential Packages
014-00-00-00000	Youth Conservation Corp	040	0	Mandated Caseload	Essential Packages
015-00-00-00000	CCWD Debt Service	010	0	Non-PICS Psnl Svc / Vacancy Factor	Essential Packages
015-00-00-00000	CCWD Debt Service	021	0	Phase - In	Essential Packages

Higher Education Coordinating Commission

Summary Cross Reference Listing and Packages

2019-21 Biennium

Agency Number: 52500

BAM Analyst: Brickman, Tamara

Budget Coordinator: McMullen, Ramona - (503)947-5933

Cross Reference Number	Cross Reference Description	Package Number	Priority	Package Description	Package Group
015-00-00-00000	CCWD Debt Service	022	0	Phase-out Pgm & One-time Costs	Essential Packages
015-00-00-00000	CCWD Debt Service	031	0	Standard Inflation	Essential Packages
015-00-00-00000	CCWD Debt Service	032	0	Above Standard Inflation	Essential Packages
015-00-00-00000	CCWD Debt Service	033	0	Exceptional Inflation	Essential Packages
015-00-00-00000	CCWD Debt Service	040	0	Mandated Caseload	Essential Packages
021-00-00-00000	Public University Support Fund	010	0	Non-PICS Psnl Svc / Vacancy Factor	Essential Packages
021-00-00-00000	Public University Support Fund	021	0	Phase - In	Essential Packages
021-00-00-00000	Public University Support Fund	022	0	Phase-out Pgm & One-time Costs	Essential Packages
021-00-00-00000	Public University Support Fund	031	0	Standard Inflation	Essential Packages
021-00-00-00000	Public University Support Fund	032	0	Above Standard Inflation	Essential Packages
021-00-00-00000	Public University Support Fund	033	0	Exceptional Inflation	Essential Packages
021-00-00-00000	Public University Support Fund	040	0	Mandated Caseload	Essential Packages
022-00-00-00000	Agricultural Experiment Station	010	0	Non-PICS Psnl Svc / Vacancy Factor	Essential Packages
022-00-00-00000	Agricultural Experiment Station	021	0	Phase - In	Essential Packages
022-00-00-00000	Agricultural Experiment Station	022	0	Phase-out Pgm & One-time Costs	Essential Packages
022-00-00-00000	Agricultural Experiment Station	031	0	Standard Inflation	Essential Packages
022-00-00-00000	Agricultural Experiment Station	032	0	Above Standard Inflation	Essential Packages
022-00-00-00000	Agricultural Experiment Station	033	0	Exceptional Inflation	Essential Packages
022-00-00-00000	Agricultural Experiment Station	040	0	Mandated Caseload	Essential Packages
023-00-00-00000	Extension Service	010	0	Non-PICS Psnl Svc / Vacancy Factor	Essential Packages
023-00-00-00000	Extension Service	021	0	Phase - In	Essential Packages
023-00-00-00000	Extension Service	022	0	Phase-out Pgm & One-time Costs	Essential Packages

Higher Education Coordinating Commission

Summary Cross Reference Listing and Packages

2019-21 Biennium

Agency Number: 52500

BAM Analyst: Brickman, Tamara

Budget Coordinator: McMullen, Ramona - (503)947-5933

Cross Reference Number	Cross Reference Description	Package Number	Priority	Package Description	Package Group
023-00-00-00000	Extension Service	031	0	Standard Inflation	Essential Packages
023-00-00-00000	Extension Service	032	0	Above Standard Inflation	Essential Packages
023-00-00-00000	Extension Service	033	0	Exceptional Inflation	Essential Packages
023-00-00-00000	Extension Service	040	0	Mandated Caseload	Essential Packages
024-00-00-00000	Forest Research Laboratory	010	0	Non-PICS Psnl Svc / Vacancy Factor	Essential Packages
024-00-00-00000	Forest Research Laboratory	021	0	Phase - In	Essential Packages
024-00-00-00000	Forest Research Laboratory	022	0	Phase-out Pgm & One-time Costs	Essential Packages
024-00-00-00000	Forest Research Laboratory	031	0	Standard Inflation	Essential Packages
024-00-00-00000	Forest Research Laboratory	032	0	Above Standard Inflation	Essential Packages
024-00-00-00000	Forest Research Laboratory	033	0	Exceptional Inflation	Essential Packages
024-00-00-00000	Forest Research Laboratory	040	0	Mandated Caseload	Essential Packages
025-00-00-00000	PU State Programs	010	0	Non-PICS Psnl Svc / Vacancy Factor	Essential Packages
025-00-00-00000	PU State Programs	021	0	Phase - In	Essential Packages
025-00-00-00000	PU State Programs	022	0	Phase-out Pgm & One-time Costs	Essential Packages
025-00-00-00000	PU State Programs	031	0	Standard Inflation	Essential Packages
025-00-00-00000	PU State Programs	032	0	Above Standard Inflation	Essential Packages
025-00-00-00000	PU State Programs	033	0	Exceptional Inflation	Essential Packages
025-00-00-00000	PU State Programs	040	0	Mandated Caseload	Essential Packages
026-00-00-00000	PU Debt Service	010	0	Non-PICS Psnl Svc / Vacancy Factor	Essential Packages
026-00-00-00000	PU Debt Service	021	0	Phase - In	Essential Packages
026-00-00-00000	PU Debt Service	022	0	Phase-out Pgm & One-time Costs	Essential Packages
026-00-00-00000	PU Debt Service	031	0	Standard Inflation	Essential Packages

Higher Education Coordinating Commission

Summary Cross Reference Listing and Packages

2019-21 Biennium

Agency Number: 52500

BAM Analyst: Brickman, Tamara

Budget Coordinator: McMullen, Ramona - (503)947-5933

Cross Reference Number	Cross Reference Description	Package Number	Priority	Package Description	Package Group
026-00-00-00000	PU Debt Service	032	0	Above Standard Inflation	Essential Packages
026-00-00-00000	PU Debt Service	033	0	Exceptional Inflation	Essential Packages
026-00-00-00000	PU Debt Service	040	0	Mandated Caseload	Essential Packages
027-00-00-00000	Sports Action Lottery	010	0	Non-PICS Psnl Svc / Vacancy Factor	Essential Packages
027-00-00-00000	Sports Action Lottery	021	0	Phase - In	Essential Packages
027-00-00-00000	Sports Action Lottery	022	0	Phase-out Pgm & One-time Costs	Essential Packages
027-00-00-00000	Sports Action Lottery	031	0	Standard Inflation	Essential Packages
027-00-00-00000	Sports Action Lottery	032	0	Above Standard Inflation	Essential Packages
027-00-00-00000	Sports Action Lottery	033	0	Exceptional Inflation	Essential Packages
027-00-00-00000	Sports Action Lottery	040	0	Mandated Caseload	Essential Packages
031-00-00-00000	OHSU	010	0	Non-PICS Psnl Svc / Vacancy Factor	Essential Packages
031-00-00-00000	OHSU	021	0	Phase - In	Essential Packages
031-00-00-00000	OHSU	022	0	Phase-out Pgm & One-time Costs	Essential Packages
031-00-00-00000	OHSU	031	0	Standard Inflation	Essential Packages
031-00-00-00000	OHSU	032	0	Above Standard Inflation	Essential Packages
031-00-00-00000	OHSU	033	0	Exceptional Inflation	Essential Packages
031-00-00-00000	OHSU	040	0	Mandated Caseload	Essential Packages
041-00-00-00000	OSAC Office Operations	010	0	Non-PICS Psnl Svc / Vacancy Factor	Essential Packages
041-00-00-00000	OSAC Office Operations	021	0	Phase - In	Essential Packages
041-00-00-00000	OSAC Office Operations	022	0	Phase-out Pgm & One-time Costs	Essential Packages
041-00-00-00000	OSAC Office Operations	031	0	Standard Inflation	Essential Packages
041-00-00-00000	OSAC Office Operations	032	0	Above Standard Inflation	Essential Packages

Higher Education Coordinating Commission

Summary Cross Reference Listing and Packages

2019-21 Biennium

Agency Number: 52500

BAM Analyst: Brickman, Tamara

Budget Coordinator: McMullen, Ramona - (503)947-5933

Cross Reference Number	Cross Reference Description	Package Number	Priority	Package Description	Package Group
041-00-00-00000	OSAC Office Operations	033	0	Exceptional Inflation	Essential Packages
041-00-00-00000	OSAC Office Operations	040	0	Mandated Caseload	Essential Packages
042-00-00-00000	OSAC Other Programs	010	0	Non-PICS Psnl Svc / Vacancy Factor	Essential Packages
042-00-00-00000	OSAC Other Programs	021	0	Phase - In	Essential Packages
042-00-00-00000	OSAC Other Programs	022	0	Phase-out Pgm & One-time Costs	Essential Packages
042-00-00-00000	OSAC Other Programs	031	0	Standard Inflation	Essential Packages
042-00-00-00000	OSAC Other Programs	032	0	Above Standard Inflation	Essential Packages
042-00-00-00000	OSAC Other Programs	033	0	Exceptional Inflation	Essential Packages
042-00-00-00000	OSAC Other Programs	040	0	Mandated Caseload	Essential Packages
043-00-00-00000	Opportunity Grants	010	0	Non-PICS Psnl Svc / Vacancy Factor	Essential Packages
043-00-00-00000	Opportunity Grants	021	0	Phase - In	Essential Packages
043-00-00-00000	Opportunity Grants	022	0	Phase-out Pgm & One-time Costs	Essential Packages
043-00-00-00000	Opportunity Grants	031	0	Standard Inflation	Essential Packages
043-00-00-00000	Opportunity Grants	032	0	Above Standard Inflation	Essential Packages
043-00-00-00000	Opportunity Grants	033	0	Exceptional Inflation	Essential Packages
043-00-00-00000	Opportunity Grants	040	0	Mandated Caseload	Essential Packages
044-00-00-00000	ASPIRE	010	0	Non-PICS Psnl Svc / Vacancy Factor	Essential Packages
044-00-00-00000	ASPIRE	021	0	Phase - In	Essential Packages
044-00-00-00000	ASPIRE	022	0	Phase-out Pgm & One-time Costs	Essential Packages
044-00-00-00000	ASPIRE	031	0	Standard Inflation	Essential Packages
044-00-00-00000	ASPIRE	032	0	Above Standard Inflation	Essential Packages
044-00-00-00000	ASPIRE	033	0	Exceptional Inflation	Essential Packages

Higher Education Coordinating Commission

Summary Cross Reference Listing and Packages

2019-21 Biennium

Agency Number: 52500

BAM Analyst: Brickman, Tamara

Budget Coordinator: McMullen, Ramona - (503)947-5933

Cross Reference Number	Cross Reference Description	Package Number	Priority	Package Description	Package Group
044-00-00-00000	ASPIRE	040	0	Mandated Caseload	Essential Packages
089-00-00-00000	Capital Construction	010	0	Non-PICS Psnl Svc / Vacancy Factor	Essential Packages
089-00-00-00000	Capital Construction	021	0	Phase - In	Essential Packages
089-00-00-00000	Capital Construction	022	0	Phase-out Pgm & One-time Costs	Essential Packages
089-00-00-00000	Capital Construction	031	0	Standard Inflation	Essential Packages
089-00-00-00000	Capital Construction	032	0	Above Standard Inflation	Essential Packages
089-00-00-00000	Capital Construction	033	0	Exceptional Inflation	Essential Packages
089-00-00-00000	Capital Construction	040	0	Mandated Caseload	Essential Packages
101-00-00-00000	HECC Operations	010	0	Non-PICS Psnl Svc / Vacancy Factor	Essential Packages
101-00-00-00000	HECC Operations	021	0	Phase - In	Essential Packages
101-00-00-00000	HECC Operations	022	0	Phase-out Pgm & One-time Costs	Essential Packages
101-00-00-00000	HECC Operations	031	0	Standard Inflation	Essential Packages
101-00-00-00000	HECC Operations	032	0	Above Standard Inflation	Essential Packages
101-00-00-00000	HECC Operations	033	0	Exceptional Inflation	Essential Packages
101-00-00-00000	HECC Operations	040	0	Mandated Caseload	Essential Packages
101-00-00-00000	HECC Operations	050	0	Fundshifts	Essential Packages
101-00-00-00000	HECC Operations	060	0	Technical Adjustments	Essential Packages
101-00-00-00000	HECC Operations	070	0	Revenue Shortfalls	Policy Packages
101-00-00-00000	HECC Operations	081	0	September 2018 Emergency Board	Policy Packages
101-00-00-00000	HECC Operations	090	0	Analyst Adjustments	Policy Packages
101-00-00-00000	HECC Operations	091	0	Statewide Adjustment DAS Chgs	Policy Packages
101-00-00-00000	HECC Operations	092	0	Statewide AG Adjustment	Policy Packages

Higher Education Coordinating Commission

Summary Cross Reference Listing and Packages

2019-21 Biennium

Agency Number: 52500

BAM Analyst: Brickman, Tamara

Budget Coordinator: McMullen, Ramona - (503)947-5933

Cross Reference Number	Cross Reference Description	Package Number	Priority	Package Description	Package Group
101-00-00-00000	HECC Operations	101	0	Procurement Staff	Policy Packages
101-00-00-00000	HECC Operations	102	0	Internal Auditor	Policy Packages
101-00-00-00000	HECC Operations	103	0	Human Resource Staff	Policy Packages
101-00-00-00000	HECC Operations	104	0	Financial Aid Software Replacement	Policy Packages
101-00-00-00000	HECC Operations	105	0	Information Systems Staff	Policy Packages
101-00-00-00000	HECC Operations	106	0	Accounting Staff	Policy Packages
101-00-00-00000	HECC Operations	107	0	HECC IT Modernization Project	Policy Packages
101-00-00-00000	HECC Operations	108	0	Diversity and Inclusion Staff	Policy Packages
101-00-00-00000	HECC Operations	109	0	Capital Request Processing Staff	Policy Packages
101-00-00-00000	HECC Operations	201	0	Eliminating Barriers to Student Transfers	Policy Packages
101-00-00-00000	HECC Operations	202	0	Expanding Opportunities through Outreach	Policy Packages
101-00-00-00000	HECC Operations	203	0	Oregon Youth Employment Program	Policy Packages
101-00-00-00000	HECC Operations	204	0	Data Driven Fiscal Policy Staff	Policy Packages
101-00-00-00000	HECC Operations	205	0	Private Career School Licensure	Policy Packages
101-00-00-00000	HECC Operations	206	0	Adult Attainment	Policy Packages
101-00-00-00000	HECC Operations	207	0	The Career College Collaborative (C3)	Policy Packages
101-00-00-00000	HECC Operations	209	0	Accelerated College Credit Reporting	Policy Packages
101-00-00-00000	HECC Operations	210	0	State Match for Federal Workforce Funds	Policy Packages
101-00-00-00000	HECC Operations	211	0	Expanded OYCC Training Programs	Policy Packages
101-00-00-00000	HECC Operations	212	0	STEM Director & Council Continuation	Policy Packages
101-00-00-00000	HECC Operations	213	0	Early Childhood Educator Development	Policy Packages
101-00-00-00000	HECC Operations	301	0	Oregon Opportunity Grant & Support	Policy Packages

Higher Education Coordinating Commission

Summary Cross Reference Listing and Packages

2019-21 Biennium

Agency Number: 52500

BAM Analyst: Brickman, Tamara

Budget Coordinator: McMullen, Ramona - (503)947-5933

Cross Reference Number	Cross Reference Description	Package Number	Priority	Package Description	Package Group
101-00-00-000000	HECC Operations	305	0	Native American College Access Grant	Policy Packages
101-00-00-000000	HECC Operations	306	0	Campus Safety Investments	Policy Packages
101-00-00-000000	HECC Operations	311	0	Adjust Personnel Budget	Policy Packages
101-00-00-000000	HECC Operations	312	0	Veterans Education Staffing	Policy Packages
101-00-00-000000	HECC Operations	400	0	EOU-New Residence Hall	Policy Packages
101-00-00-000000	HECC Operations	401	0	PSU-12th & Market Residence Hal	Policy Packages
101-00-00-000000	HECC Operations	402	0	PSU-University Center Bldg Land Purchase	Policy Packages
101-00-00-000000	HECC Operations	403	0	WOU-Valsetz Dining / Aux Services	Policy Packages
101-00-00-000000	HECC Operations	404	0	CC-Apprenticeship & Industrial Trades Center	Policy Packages
101-00-00-000000	HECC Operations	405	0	CC-Nursing-Allied Health Professions Center	Policy Packages
101-00-00-000000	HECC Operations	406	0	CC-Remond Campus General-Purpose Classroom	Policy Packages
101-00-00-000000	HECC Operations	407	0	OIT-Boivin Hall Rehab/Infrastructure Improve	Policy Packages
101-00-00-000000	HECC Operations	408	0	OSU-Cordley Hall-Phase II	Policy Packages
101-00-00-000000	HECC Operations	409	0	OSU-Educational Performing Art Center	Policy Packages
101-00-00-000000	HECC Operations	410	0	OSU-Student Success Ctr (Cascades)	Policy Packages
101-00-00-000000	HECC Operations	411	0	PSU-Science Bldg 1 Renovation/Expansion	Policy Packages
101-00-00-000000	HECC Operations	412	0	UO-Huestis Hall Deferred Maintenance	Policy Packages
101-00-00-000000	HECC Operations	413	0	WOU-Physical Education Center	Policy Packages
101-00-00-000000	HECC Operations	414	0	WOU-Student Success Center	Policy Packages
101-00-00-000000	HECC Operations	415	0	PU-Capital Improvement & Renewal	Policy Packages
101-00-00-000000	HECC Operations	416	0	EOU-Inlow Hall Grand Staircase	Policy Packages
101-00-00-000000	HECC Operations	417	0	EOU-Inlow Hall Phase II Seismic/Renovation	Policy Packages

Higher Education Coordinating Commission

Summary Cross Reference Listing and Packages

2019-21 Biennium

Agency Number: 52500

BAM Analyst: Brickman, Tamara

Budget Coordinator: McMullen, Ramona - (503)947-5933

Cross Reference Number	Cross Reference Description	Package Number	Priority	Package Description	Package Group
101-00-00-00000	HECC Operations	418	0	OSU-Student Success Ctr Land Dev (Cascades)	Policy Packages
101-00-00-00000	HECC Operations	419	0	SOU-Britt Hall Mech Improvements	Policy Packages
101-00-00-00000	HECC Operations	420	0	SOU-Music Hall Mech-ADA Improvements	Policy Packages
102-00-00-00000	Support to Community Colleges	010	0	Non-PICS Psnl Svc / Vacancy Factor	Essential Packages
102-00-00-00000	Support to Community Colleges	021	0	Phase - In	Essential Packages
102-00-00-00000	Support to Community Colleges	022	0	Phase-out Pgm & One-time Costs	Essential Packages
102-00-00-00000	Support to Community Colleges	031	0	Standard Inflation	Essential Packages
102-00-00-00000	Support to Community Colleges	032	0	Above Standard Inflation	Essential Packages
102-00-00-00000	Support to Community Colleges	033	0	Exceptional Inflation	Essential Packages
102-00-00-00000	Support to Community Colleges	040	0	Mandated Caseload	Essential Packages
102-00-00-00000	Support to Community Colleges	050	0	Fundshifts	Essential Packages
102-00-00-00000	Support to Community Colleges	081	0	September 2018 Emergency Board	Policy Packages
102-00-00-00000	Support to Community Colleges	090	0	Analyst Adjustments	Policy Packages
102-00-00-00000	Support to Community Colleges	091	0	Statewide Adjustment DAS Chgs	Policy Packages
102-00-00-00000	Support to Community Colleges	092	0	Statewide AG Adjustment	Policy Packages
102-00-00-00000	Support to Community Colleges	302	0	CCSF - Bridging the Skills Gap	Policy Packages
102-00-00-00000	Support to Community Colleges	304	0	Community College Support Fund	Policy Packages
103-00-00-00000	Public University Ops & Student Support	010	0	Non-PICS Psnl Svc / Vacancy Factor	Essential Packages
103-00-00-00000	Public University Ops & Student Support	021	0	Phase - In	Essential Packages
103-00-00-00000	Public University Ops & Student Support	022	0	Phase-out Pgm & One-time Costs	Essential Packages
103-00-00-00000	Public University Ops & Student Support	031	0	Standard Inflation	Essential Packages
103-00-00-00000	Public University Ops & Student Support	032	0	Above Standard Inflation	Essential Packages

Higher Education Coordinating Commission

Summary Cross Reference Listing and Packages

2019-21 Biennium

Agency Number: 52500

BAM Analyst: Brickman, Tamara

Budget Coordinator: McMullen, Ramona - (503)947-5933

Cross Reference Number	Cross Reference Description	Package Number	Priority	Package Description	Package Group
103-00-00-00000	Public University Ops & Student Support	033	0	Exceptional Inflation	Essential Packages
103-00-00-00000	Public University Ops & Student Support	040	0	Mandated Caseload	Essential Packages
103-00-00-00000	Public University Ops & Student Support	081	0	September 2018 Emergency Board	Policy Packages
103-00-00-00000	Public University Ops & Student Support	090	0	Analyst Adjustments	Policy Packages
103-00-00-00000	Public University Ops & Student Support	091	0	Statewide Adjustment DAS Chgs	Policy Packages
103-00-00-00000	Public University Ops & Student Support	092	0	Statewide AG Adjustment	Policy Packages
103-00-00-00000	Public University Ops & Student Support	303	0	Public University Support Fund	Policy Packages
104-00-00-00000	Public University State Programs	010	0	Non-PICS Psnl Svc / Vacancy Factor	Essential Packages
104-00-00-00000	Public University State Programs	021	0	Phase - In	Essential Packages
104-00-00-00000	Public University State Programs	022	0	Phase-out Pgm & One-time Costs	Essential Packages
104-00-00-00000	Public University State Programs	031	0	Standard Inflation	Essential Packages
104-00-00-00000	Public University State Programs	032	0	Above Standard Inflation	Essential Packages
104-00-00-00000	Public University State Programs	033	0	Exceptional Inflation	Essential Packages
104-00-00-00000	Public University State Programs	040	0	Mandated Caseload	Essential Packages
104-00-00-00000	Public University State Programs	081	0	September 2018 Emergency Board	Policy Packages
104-00-00-00000	Public University State Programs	090	0	Analyst Adjustments	Policy Packages
104-00-00-00000	Public University State Programs	091	0	Statewide Adjustment DAS Chgs	Policy Packages
104-00-00-00000	Public University State Programs	092	0	Statewide AG Adjustment	Policy Packages
104-00-00-00000	Public University State Programs	309	0	University State Programs	Policy Packages
105-00-00-00000	Agriculture Experiment Station	010	0	Non-PICS Psnl Svc / Vacancy Factor	Essential Packages
105-00-00-00000	Agriculture Experiment Station	021	0	Phase - In	Essential Packages
105-00-00-00000	Agriculture Experiment Station	022	0	Phase-out Pgm & One-time Costs	Essential Packages

Higher Education Coordinating Commission

Summary Cross Reference Listing and Packages

2019-21 Biennium

Agency Number: 52500

BAM Analyst: Brickman, Tamara

Budget Coordinator: McMullen, Ramona - (503)947-5933

Cross Reference Number	Cross Reference Description	Package Number	Priority	Package Description	Package Group
105-00-00-00000	Agriculture Experiment Station	031	0	Standard Inflation	Essential Packages
105-00-00-00000	Agriculture Experiment Station	032	0	Above Standard Inflation	Essential Packages
105-00-00-00000	Agriculture Experiment Station	033	0	Exceptional Inflation	Essential Packages
105-00-00-00000	Agriculture Experiment Station	040	0	Mandated Caseload	Essential Packages
105-00-00-00000	Agriculture Experiment Station	081	0	September 2018 Emergency Board	Policy Packages
105-00-00-00000	Agriculture Experiment Station	090	0	Analyst Adjustments	Policy Packages
105-00-00-00000	Agriculture Experiment Station	091	0	Statewide Adjustment DAS Chgs	Policy Packages
105-00-00-00000	Agriculture Experiment Station	092	0	Statewide AG Adjustment	Policy Packages
106-00-00-00000	Extension Service	010	0	Non-PICS Psnl Svc / Vacancy Factor	Essential Packages
106-00-00-00000	Extension Service	021	0	Phase - In	Essential Packages
106-00-00-00000	Extension Service	022	0	Phase-out Pgm & One-time Costs	Essential Packages
106-00-00-00000	Extension Service	031	0	Standard Inflation	Essential Packages
106-00-00-00000	Extension Service	032	0	Above Standard Inflation	Essential Packages
106-00-00-00000	Extension Service	033	0	Exceptional Inflation	Essential Packages
106-00-00-00000	Extension Service	040	0	Mandated Caseload	Essential Packages
106-00-00-00000	Extension Service	081	0	September 2018 Emergency Board	Policy Packages
106-00-00-00000	Extension Service	090	0	Analyst Adjustments	Policy Packages
106-00-00-00000	Extension Service	091	0	Statewide Adjustment DAS Chgs	Policy Packages
106-00-00-00000	Extension Service	092	0	Statewide AG Adjustment	Policy Packages
106-00-00-00000	Extension Service	310	0	Statewide Public Services	Policy Packages
107-00-00-00000	Forest Research Laboratory	010	0	Non-PICS Psnl Svc / Vacancy Factor	Essential Packages
107-00-00-00000	Forest Research Laboratory	021	0	Phase - In	Essential Packages

Higher Education Coordinating Commission

Summary Cross Reference Listing and Packages

2019-21 Biennium

Agency Number: 52500

BAM Analyst: Brickman, Tamara

Budget Coordinator: McMullen, Ramona - (503)947-5933

Cross Reference Number	Cross Reference Description	Package Number	Priority	Package Description	Package Group
107-00-00-00000	Forest Research Laboratory	022	0	Phase-out Pgm & One-time Costs	Essential Packages
107-00-00-00000	Forest Research Laboratory	031	0	Standard Inflation	Essential Packages
107-00-00-00000	Forest Research Laboratory	032	0	Above Standard Inflation	Essential Packages
107-00-00-00000	Forest Research Laboratory	033	0	Exceptional Inflation	Essential Packages
107-00-00-00000	Forest Research Laboratory	040	0	Mandated Caseload	Essential Packages
107-00-00-00000	Forest Research Laboratory	081	0	September 2018 Emergency Board	Policy Packages
107-00-00-00000	Forest Research Laboratory	090	0	Analyst Adjustments	Policy Packages
107-00-00-00000	Forest Research Laboratory	091	0	Statewide Adjustment DAS Chgs	Policy Packages
107-00-00-00000	Forest Research Laboratory	092	0	Statewide AG Adjustment	Policy Packages
108-00-00-00000	OHSU Programs	010	0	Non-PICS Psnl Svc / Vacancy Factor	Essential Packages
108-00-00-00000	OHSU Programs	021	0	Phase - In	Essential Packages
108-00-00-00000	OHSU Programs	022	0	Phase-out Pgm & One-time Costs	Essential Packages
108-00-00-00000	OHSU Programs	031	0	Standard Inflation	Essential Packages
108-00-00-00000	OHSU Programs	032	0	Above Standard Inflation	Essential Packages
108-00-00-00000	OHSU Programs	033	0	Exceptional Inflation	Essential Packages
108-00-00-00000	OHSU Programs	040	0	Mandated Caseload	Essential Packages
108-00-00-00000	OHSU Programs	081	0	September 2018 Emergency Board	Policy Packages
108-00-00-00000	OHSU Programs	090	0	Analyst Adjustments	Policy Packages
108-00-00-00000	OHSU Programs	091	0	Statewide Adjustment DAS Chgs	Policy Packages
108-00-00-00000	OHSU Programs	092	0	Statewide AG Adjustment	Policy Packages
109-00-00-00000	Student Assistance	010	0	Non-PICS Psnl Svc / Vacancy Factor	Essential Packages
109-00-00-00000	Student Assistance	021	0	Phase - In	Essential Packages

Higher Education Coordinating Commission

Summary Cross Reference Listing and Packages

2019-21 Biennium

Agency Number: 52500

BAM Analyst: Brickman, Tamara

Budget Coordinator: McMullen, Ramona - (503)947-5933

Cross Reference Number	Cross Reference Description	Package Number	Priority	Package Description	Package Group
109-00-00-00000	Student Assistance	022	0	Phase-out Pgm & One-time Costs	Essential Packages
109-00-00-00000	Student Assistance	031	0	Standard Inflation	Essential Packages
109-00-00-00000	Student Assistance	032	0	Above Standard Inflation	Essential Packages
109-00-00-00000	Student Assistance	033	0	Exceptional Inflation	Essential Packages
109-00-00-00000	Student Assistance	040	0	Mandated Caseload	Essential Packages
109-00-00-00000	Student Assistance	060	0	Technical Adjustments	Essential Packages
109-00-00-00000	Student Assistance	081	0	September 2018 Emergency Board	Policy Packages
109-00-00-00000	Student Assistance	090	0	Analyst Adjustments	Policy Packages
109-00-00-00000	Student Assistance	091	0	Statewide Adjustment DAS Chgs	Policy Packages
109-00-00-00000	Student Assistance	092	0	Statewide AG Adjustment	Policy Packages
109-00-00-00000	Student Assistance	202	0	Expanding Opportunities through Outreach	Policy Packages
109-00-00-00000	Student Assistance	207	0	The Career College Collaborative (C3)	Policy Packages
109-00-00-00000	Student Assistance	213	0	Early Childhood Educator Development	Policy Packages
109-00-00-00000	Student Assistance	301	0	Oregon Opportunity Grant & Support	Policy Packages
109-00-00-00000	Student Assistance	305	0	Native American College Access Grant	Policy Packages
109-00-00-00000	Student Assistance	307	0	Student Child Care Grant	Policy Packages
109-00-00-00000	Student Assistance	308	0	Oregon Promise Improvements	Policy Packages
110-00-00-00000	Workforce and Other Special Payments	010	0	Non-PICS Psnl Svc / Vacancy Factor	Essential Packages
110-00-00-00000	Workforce and Other Special Payments	021	0	Phase - In	Essential Packages
110-00-00-00000	Workforce and Other Special Payments	022	0	Phase-out Pgm & One-time Costs	Essential Packages
110-00-00-00000	Workforce and Other Special Payments	031	0	Standard Inflation	Essential Packages
110-00-00-00000	Workforce and Other Special Payments	032	0	Above Standard Inflation	Essential Packages

Higher Education Coordinating Commission

Summary Cross Reference Listing and Packages

2019-21 Biennium

Agency Number: 52500

BAM Analyst: Brickman, Tamara

Budget Coordinator: McMullen, Ramona - (503)947-5933

Cross Reference Number	Cross Reference Description	Package Number	Priority	Package Description	Package Group
110-00-00-00000	Workforce and Other Special Payments	033	0	Exceptional Inflation	Essential Packages
110-00-00-00000	Workforce and Other Special Payments	040	0	Mandated Caseload	Essential Packages
110-00-00-00000	Workforce and Other Special Payments	060	0	Technical Adjustments	Essential Packages
110-00-00-00000	Workforce and Other Special Payments	081	0	September 2018 Emergency Board	Policy Packages
110-00-00-00000	Workforce and Other Special Payments	090	0	Analyst Adjustments	Policy Packages
110-00-00-00000	Workforce and Other Special Payments	091	0	Statewide Adjustment DAS Chgs	Policy Packages
110-00-00-00000	Workforce and Other Special Payments	092	0	Statewide AG Adjustment	Policy Packages
110-00-00-00000	Workforce and Other Special Payments	203	0	Oregon Youth Employment Program	Policy Packages
110-00-00-00000	Workforce and Other Special Payments	208	0	Workforce & Talent Devel Board Grants	Policy Packages
110-00-00-00000	Workforce and Other Special Payments	210	0	State Match for Federal Workforce Funds	Policy Packages
110-00-00-00000	Workforce and Other Special Payments	211	0	Expanded OYCC Training Programs	Policy Packages
110-00-00-00000	Workforce and Other Special Payments	212	0	STEM Director & Council Continuation	Policy Packages
111-00-00-00000	Oregon Youth Conservation Corps	010	0	Non-PICS Psnl Svc / Vacancy Factor	Essential Packages
111-00-00-00000	Oregon Youth Conservation Corps	021	0	Phase - In	Essential Packages
111-00-00-00000	Oregon Youth Conservation Corps	022	0	Phase-out Pgm & One-time Costs	Essential Packages
111-00-00-00000	Oregon Youth Conservation Corps	031	0	Standard Inflation	Essential Packages
111-00-00-00000	Oregon Youth Conservation Corps	032	0	Above Standard Inflation	Essential Packages
111-00-00-00000	Oregon Youth Conservation Corps	033	0	Exceptional Inflation	Essential Packages
111-00-00-00000	Oregon Youth Conservation Corps	040	0	Mandated Caseload	Essential Packages
111-00-00-00000	Oregon Youth Conservation Corps	081	0	September 2018 Emergency Board	Policy Packages
111-00-00-00000	Oregon Youth Conservation Corps	090	0	Analyst Adjustments	Policy Packages
111-00-00-00000	Oregon Youth Conservation Corps	091	0	Statewide Adjustment DAS Chgs	Policy Packages

Higher Education Coordinating Commission

Summary Cross Reference Listing and Packages

2019-21 Biennium

Agency Number: 52500

BAM Analyst: Brickman, Tamara

Budget Coordinator: McMullen, Ramona - (503)947-5933

Cross Reference Number	Cross Reference Description	Package Number	Priority	Package Description	Package Group
111-00-00-00000	Oregon Youth Conservation Corps	092	0	Statewide AG Adjustment	Policy Packages
111-00-00-00000	Oregon Youth Conservation Corps	211	0	Expanded OYCC Training Programs	Policy Packages
112-00-00-00000	Sports Lottery	010	0	Non-PICS Psnl Svc / Vacancy Factor	Essential Packages
112-00-00-00000	Sports Lottery	021	0	Phase - In	Essential Packages
112-00-00-00000	Sports Lottery	022	0	Phase-out Pgm & One-time Costs	Essential Packages
112-00-00-00000	Sports Lottery	031	0	Standard Inflation	Essential Packages
112-00-00-00000	Sports Lottery	032	0	Above Standard Inflation	Essential Packages
112-00-00-00000	Sports Lottery	033	0	Exceptional Inflation	Essential Packages
112-00-00-00000	Sports Lottery	040	0	Mandated Caseload	Essential Packages
112-00-00-00000	Sports Lottery	081	0	September 2018 Emergency Board	Policy Packages
112-00-00-00000	Sports Lottery	090	0	Analyst Adjustments	Policy Packages
112-00-00-00000	Sports Lottery	091	0	Statewide Adjustment DAS Chgs	Policy Packages
112-00-00-00000	Sports Lottery	092	0	Statewide AG Adjustment	Policy Packages
113-00-00-00000	Public University Debt Service	010	0	Non-PICS Psnl Svc / Vacancy Factor	Essential Packages
113-00-00-00000	Public University Debt Service	021	0	Phase - In	Essential Packages
113-00-00-00000	Public University Debt Service	022	0	Phase-out Pgm & One-time Costs	Essential Packages
113-00-00-00000	Public University Debt Service	031	0	Standard Inflation	Essential Packages
113-00-00-00000	Public University Debt Service	032	0	Above Standard Inflation	Essential Packages
113-00-00-00000	Public University Debt Service	033	0	Exceptional Inflation	Essential Packages
113-00-00-00000	Public University Debt Service	040	0	Mandated Caseload	Essential Packages
113-00-00-00000	Public University Debt Service	081	0	September 2018 Emergency Board	Policy Packages
113-00-00-00000	Public University Debt Service	090	0	Analyst Adjustments	Policy Packages

Higher Education Coordinating Commission

Summary Cross Reference Listing and Packages

2019-21 Biennium

Agency Number: 52500

BAM Analyst: Brickman, Tamara

Budget Coordinator: McMullen, Ramona - (503)947-5933

Cross Reference Number	Cross Reference Description	Package Number	Priority	Package Description	Package Group
113-00-00-00000	Public University Debt Service	091	0	Statewide Adjustment DAS Chgs	Policy Packages
113-00-00-00000	Public University Debt Service	092	0	Statewide AG Adjustment	Policy Packages
113-00-00-00000	Public University Debt Service	400	0	EOU-New Residence Hall	Policy Packages
113-00-00-00000	Public University Debt Service	401	0	PSU-12th & Market Residence Hal	Policy Packages
113-00-00-00000	Public University Debt Service	402	0	PSU-University Center Bldg Land Purchase	Policy Packages
113-00-00-00000	Public University Debt Service	403	0	WOU-Vaisetz Dining / Aux Services	Policy Packages
113-00-00-00000	Public University Debt Service	407	0	OIT-Boivin Hall Rehab/Infrastructure Improve	Policy Packages
113-00-00-00000	Public University Debt Service	408	0	OSU-Cordley Hall-Phase II	Policy Packages
113-00-00-00000	Public University Debt Service	409	0	OSU-Educational Performing Art Center	Policy Packages
113-00-00-00000	Public University Debt Service	410	0	OSU-Student Success Ctr (Cascades)	Policy Packages
113-00-00-00000	Public University Debt Service	411	0	PSU-Science Bldg 1 Renovation/Expansion	Policy Packages
113-00-00-00000	Public University Debt Service	412	0	UO-Huestis Hall Deferred Maintenance	Policy Packages
113-00-00-00000	Public University Debt Service	413	0	WOU-Physical Education Center	Policy Packages
113-00-00-00000	Public University Debt Service	414	0	WOU-Student Success Center	Policy Packages
113-00-00-00000	Public University Debt Service	415	0	PU-Capital Improvement & Renewal	Policy Packages
113-00-00-00000	Public University Debt Service	416	0	EOU-Inlow Hall Grand Staircase	Policy Packages
113-00-00-00000	Public University Debt Service	417	0	EOU-Inlow Hall Phase II Seismic/Renovation	Policy Packages
113-00-00-00000	Public University Debt Service	418	0	OSU-Student Success Ctr Land Dev (Cascades)	Policy Packages
113-00-00-00000	Public University Debt Service	419	0	SOU-Britt Hall Mech Improvements	Policy Packages
113-00-00-00000	Public University Debt Service	420	0	SOU-Music Hall Mech-ADA Improvements	Policy Packages
114-00-00-00000	Community College Debt Service	010	0	Non-PICS Psnl Svc / Vacancy Factor	Essential Packages
114-00-00-00000	Community College Debt Service	021	0	Phase - In	Essential Packages

Higher Education Coordinating Commission

Summary Cross Reference Listing and Packages

2019-21 Biennium

Agency Number: 52500

BAM Analyst: Brickman, Tamara

Budget Coordinator: McMullen, Ramona - (503)947-5933

Cross Reference Number	Cross Reference Description	Package Number	Priority	Package Description	Package Group
114-00-00-00000	Community College Debt Service	022	0	Phase-out Pgm & One-time Costs	Essential Packages
114-00-00-00000	Community College Debt Service	031	0	Standard Inflation	Essential Packages
114-00-00-00000	Community College Debt Service	032	0	Above Standard Inflation	Essential Packages
114-00-00-00000	Community College Debt Service	033	0	Exceptional Inflation	Essential Packages
114-00-00-00000	Community College Debt Service	040	0	Mandated Caseload	Essential Packages
114-00-00-00000	Community College Debt Service	081	0	September 2018 Emergency Board	Policy Packages
114-00-00-00000	Community College Debt Service	090	0	Analyst Adjustments	Policy Packages
114-00-00-00000	Community College Debt Service	091	0	Statewide Adjustment DAS Chgs	Policy Packages
114-00-00-00000	Community College Debt Service	092	0	Statewide AG Adjustment	Policy Packages
114-00-00-00000	Community College Debt Service	404	0	CC-Apprenticeship & Industrial Trades Center	Policy Packages
114-00-00-00000	Community College Debt Service	405	0	CC-Nursing-Allied Health Professions Center	Policy Packages
114-00-00-00000	Community College Debt Service	406	0	CC-Remond Campus General-Purpose Classroom	Policy Packages
115-00-00-00000	OHSU Debt Service	010	0	Non-PICS Psnl Svc / Vacancy Factor	Essential Packages
115-00-00-00000	OHSU Debt Service	021	0	Phase - In	Essential Packages
115-00-00-00000	OHSU Debt Service	022	0	Phase-out Pgm & One-time Costs	Essential Packages
115-00-00-00000	OHSU Debt Service	031	0	Standard Inflation	Essential Packages
115-00-00-00000	OHSU Debt Service	032	0	Above Standard Inflation	Essential Packages
115-00-00-00000	OHSU Debt Service	033	0	Exceptional Inflation	Essential Packages
115-00-00-00000	OHSU Debt Service	040	0	Mandated Caseload	Essential Packages
115-00-00-00000	OHSU Debt Service	081	0	September 2018 Emergency Board	Policy Packages
115-00-00-00000	OHSU Debt Service	090	0	Analyst Adjustments	Policy Packages
115-00-00-00000	OHSU Debt Service	091	0	Statewide Adjustment DAS Chgs	Policy Packages

Higher Education Coordinating Commission

Summary Cross Reference Listing and Packages

2019-21 Biennium

Agency Number: 52500

BAM Analyst: Brickman, Tamara

Budget Coordinator: McMullen, Ramona - (503)947-5933

Cross Reference Number	Cross Reference Description	Package Number	Priority	Package Description	Package Group
115-00-00-00000	OHSU Debt Service	092	0	Statewide AG Adjustment	Policy Packages
116-00-00-00000	Public University Capital Construction	010	0	Non-PICS Psnl Svc / Vacancy Factor	Essential Packages
116-00-00-00000	Public University Capital Construction	021	0	Phase - In	Essential Packages
116-00-00-00000	Public University Capital Construction	022	0	Phase-out Pgm & One-time Costs	Essential Packages
116-00-00-00000	Public University Capital Construction	031	0	Standard Inflation	Essential Packages
116-00-00-00000	Public University Capital Construction	032	0	Above Standard Inflation	Essential Packages
116-00-00-00000	Public University Capital Construction	033	0	Exceptional Inflation	Essential Packages
116-00-00-00000	Public University Capital Construction	040	0	Mandated Caseload	Essential Packages
116-00-00-00000	Public University Capital Construction	081	0	September 2018 Emergency Board	Policy Packages
116-00-00-00000	Public University Capital Construction	090	0	Analyst Adjustments	Policy Packages
116-00-00-00000	Public University Capital Construction	091	0	Statewide Adjustment DAS Chgs	Policy Packages
116-00-00-00000	Public University Capital Construction	092	0	Statewide AG Adjustment	Policy Packages
116-00-00-00000	Public University Capital Construction	400	0	EOU-New Residence Hall	Policy Packages
116-00-00-00000	Public University Capital Construction	401	0	PSU-12th & Market Residence Hal	Policy Packages
116-00-00-00000	Public University Capital Construction	402	0	PSU-University Center Bldg Land Purchase	Policy Packages
116-00-00-00000	Public University Capital Construction	403	0	WOU-Valsetz Dining / Aux Services	Policy Packages
116-00-00-00000	Public University Capital Construction	407	0	OIT-Boivin Hall Rehab/Infrastructure Improve	Policy Packages
116-00-00-00000	Public University Capital Construction	408	0	OSU-Cordley Hall-Phase II	Policy Packages
116-00-00-00000	Public University Capital Construction	409	0	OSU-Educational Performing Art Center	Policy Packages
116-00-00-00000	Public University Capital Construction	410	0	OSU-Student Success Ctr (Cascades)	Policy Packages
116-00-00-00000	Public University Capital Construction	411	0	PSU-Science Bldg 1 Renovation/Expansion	Policy Packages
116-00-00-00000	Public University Capital Construction	412	0	UO-Huestis Hall Deferred Maintenance	Policy Packages

Higher Education Coordinating Commission

Summary Cross Reference Listing and Packages

2019-21 Biennium

Agency Number: 52500

BAM Analyst: Brickman, Tamara

Budget Coordinator: McMullen, Ramona - (503)947-5933

Cross Reference Number	Cross Reference Description	Package Number	Priority	Package Description	Package Group
116-00-00-000000	Public University Capital Construction	413	0	WOU-Physical Education Center	Policy Packages
116-00-00-000000	Public University Capital Construction	414	0	WOU-Student Success Center	Policy Packages
116-00-00-000000	Public University Capital Construction	415	0	PU-Capital Improvement & Renewal	Policy Packages
116-00-00-000000	Public University Capital Construction	416	0	EOU-Inlow Hall Grand Staircase	Policy Packages
116-00-00-000000	Public University Capital Construction	417	0	EOU-Inlow Hall Phase II Seismic/Renovation	Policy Packages
116-00-00-000000	Public University Capital Construction	418	0	OSU-Student Success Ctr Land Dev (Cascades)	Policy Packages
116-00-00-000000	Public University Capital Construction	419	0	SOU-Britt Hall Mech Improvements	Policy Packages
116-00-00-000000	Public University Capital Construction	420	0	SOU-Music Hall Mech-ADA Improvements	Policy Packages
117-00-00-000000	Community College Capital Construction	010	0	Non-PICS Psnl Svc / Vacancy Factor	Essential Packages
117-00-00-000000	Community College Capital Construction	021	0	Phase - In	Essential Packages
117-00-00-000000	Community College Capital Construction	022	0	Phase-out Pgm & One-time Costs	Essential Packages
117-00-00-000000	Community College Capital Construction	031	0	Standard Inflation	Essential Packages
117-00-00-000000	Community College Capital Construction	032	0	Above Standard Inflation	Essential Packages
117-00-00-000000	Community College Capital Construction	033	0	Exceptional Inflation	Essential Packages
117-00-00-000000	Community College Capital Construction	040	0	Mandated Caseload	Essential Packages
117-00-00-000000	Community College Capital Construction	081	0	September 2018 Emergency Board	Policy Packages
117-00-00-000000	Community College Capital Construction	090	0	Analyst Adjustments	Policy Packages
117-00-00-000000	Community College Capital Construction	091	0	Statewide Adjustment DAS Chgs	Policy Packages
117-00-00-000000	Community College Capital Construction	092	0	Statewide AG Adjustment	Policy Packages
117-00-00-000000	Community College Capital Construction	404	0	CC-Apprenticeship & Industrial Trades Center	Policy Packages
117-00-00-000000	Community College Capital Construction	405	0	CC-Nursing-Allied Health Professions Center	Policy Packages
117-00-00-000000	Community College Capital Construction	406	0	CC-Remond Campus General-Purpose Classroom	Policy Packages

Higher Education Coordinating Commission

Summary Cross Reference Listing and Packages

2019-21 Biennium

Agency Number: 52500

BAM Analyst: Brickman, Tamara

Budget Coordinator: McMullen, Ramona - (503)947-5933

Cross Reference Number	Cross Reference Description	Package Number	Priority	Package Description	Package Group
118-00-00-00000	OHSU Capital Construction	010	0	Non-PICS Psnl Svc / Vacancy Factor	Essential Packages
118-00-00-00000	OHSU Capital Construction	021	0	Phase - In	Essential Packages
118-00-00-00000	OHSU Capital Construction	022	0	Phase-out Pgm & One-time Costs	Essential Packages
118-00-00-00000	OHSU Capital Construction	031	0	Standard Inflation	Essential Packages
118-00-00-00000	OHSU Capital Construction	032	0	Above Standard Inflation	Essential Packages
118-00-00-00000	OHSU Capital Construction	033	0	Exceptional Inflation	Essential Packages
118-00-00-00000	OHSU Capital Construction	040	0	Mandated Caseload	Essential Packages
118-00-00-00000	OHSU Capital Construction	081	0	September 2018 Emergency Board	Policy Packages
118-00-00-00000	OHSU Capital Construction	090	0	Analyst Adjustments	Policy Packages
118-00-00-00000	OHSU Capital Construction	091	0	Statewide Adjustment DAS Chgs	Policy Packages
118-00-00-00000	OHSU Capital Construction	092	0	Statewide AG Adjustment	Policy Packages
999-00-00-00000	Suspense	010	0	Non-PICS Psnl Svc / Vacancy Factor	Essential Packages
999-00-00-00000	Suspense	021	0	Phase - In	Essential Packages
999-00-00-00000	Suspense	022	0	Phase-out Pgm & One-time Costs	Essential Packages
999-00-00-00000	Suspense	031	0	Standard Inflation	Essential Packages
999-00-00-00000	Suspense	032	0	Above Standard Inflation	Essential Packages
999-00-00-00000	Suspense	033	0	Exceptional Inflation	Essential Packages
999-00-00-00000	Suspense	040	0	Mandated Caseload	Essential Packages
999-00-00-00000	Suspense	081	0	September 2018 Emergency Board	Policy Packages
999-00-00-00000	Suspense	091	0	Statewide Adjustment DAS Chgs	Policy Packages
999-00-00-00000	Suspense	092	0	Statewide AG Adjustment	Policy Packages

Higher Education Coordinating Commission

Policy Package List by Priority
2019-21 Biennium

Agency Number: 52500
BAM Analyst: Brickman, Tamara
Budget Coordinator: McMullen, Ramona - (503)947-5933

Priority	Policy Pkg Number	Policy Pkg Description	Summary Cross Reference Number	Cross Reference Description
0	070	Revenue Shortfalls	101-00-00-00000	HECC Operations
	081	September 2018 Emergency Board	101-00-00-00000	HECC Operations
			102-00-00-00000	Support to Community Colleges
			103-00-00-00000	Public University Ops & Student Support
			104-00-00-00000	Public University State Programs
			105-00-00-00000	Agriculture Experiment Station
			106-00-00-00000	Extension Service
			107-00-00-00000	Forest Research Laboratory
			108-00-00-00000	OHSU Programs
			109-00-00-00000	Student Assistance
			110-00-00-00000	Workforce and Other Special Payments
			111-00-00-00000	Oregon Youth Conservation Corps
			112-00-00-00000	Sports Lottery
			113-00-00-00000	Public University Debt Service
			114-00-00-00000	Community College Debt Service
			115-00-00-00000	OHSU Debt Service
			116-00-00-00000	Public University Capital Construction
			117-00-00-00000	Community College Capital Construction
			118-00-00-00000	OHSU Capital Construction
			999-00-00-00000	Suspense
	090	Analyst Adjustments	101-00-00-00000	HECC Operations
			102-00-00-00000	Support to Community Colleges
			103-00-00-00000	Public University Ops & Student Support

Higher Education Coordinating Commission

Policy Package List by Priority
2019-21 Biennium

Agency Number: 52500
BAM Analyst: Brickman, Tamara
Budget Coordinator: McMullen, Ramona - (503)947-5933

Priority	Policy Pkg Number	Policy Pkg Description	Summary Cross Reference Number	Cross Reference Description
0	090	Analyst Adjustments	104-00-00-00000	Public University State Programs
			105-00-00-00000	Agriculture Experiment Station
			106-00-00-00000	Extension Service
			107-00-00-00000	Forest Research Laboratory
			108-00-00-00000	OHSU Programs
			109-00-00-00000	Student Assistance
			110-00-00-00000	Workforce and Other Special Payments
			111-00-00-00000	Oregon Youth Conservation Corps
			112-00-00-00000	Sports Lottery
			113-00-00-00000	Public University Debt Service
			114-00-00-00000	Community College Debt Service
			115-00-00-00000	OHSU Debt Service
			116-00-00-00000	Public University Capital Construction
			117-00-00-00000	Community College Capital Construction
			118-00-00-00000	OHSU Capital Construction
			101-00-00-00000	HECC Operations
			102-00-00-00000	Support to Community Colleges
			103-00-00-00000	Public University Ops & Student Support
			104-00-00-00000	Public University State Programs
			105-00-00-00000	Agriculture Experiment Station
			106-00-00-00000	Extension Service
			107-00-00-00000	Forest Research Laboratory
			108-00-00-00000	OHSU Programs
	091	Statewide Adjustment DAS Chgs		

Higher Education Coordinating Commission

Policy Package List by Priority
2019-21 Biennium

Agency Number: 52500
BAM Analyst: Brickman, Tamara
Budget Coordinator: McMullen, Ramona - (503)947-5933

Priority	Policy Pkg Number	Policy Pkg Description	Summary Cross Reference Number	Cross Reference Description
0	091	Statewide Adjustment DAS Chgs	109-00-00-00000	Student Assistance
			110-00-00-00000	Workforce and Other Special Payments
			111-00-00-00000	Oregon Youth Conservation Corps
			112-00-00-00000	Sports Lottery
			113-00-00-00000	Public University Debt Service
			114-00-00-00000	Community College Debt Service
			115-00-00-00000	OHSU Debt Service
			116-00-00-00000	Public University Capital Construction
			117-00-00-00000	Community College Capital Construction
			118-00-00-00000	OHSU Capital Construction
			999-00-00-00000	Suspense
	092	Statewide AG Adjustment	101-00-00-00000	HECC Operations
			102-00-00-00000	Support to Community Colleges
			103-00-00-00000	Public University Ops & Student Support
			104-00-00-00000	Public University State Programs
			105-00-00-00000	Agriculture Experiment Station
			106-00-00-00000	Extension Service
			107-00-00-00000	Forest Research Laboratory
			108-00-00-00000	OHSU Programs
			109-00-00-00000	Student Assistance
			110-00-00-00000	Workforce and Other Special Payments
			111-00-00-00000	Oregon Youth Conservation Corps
			112-00-00-00000	Sports Lottery

Higher Education Coordinating Commission

Policy Package List by Priority

2019-21 Biennium

Agency Number: 52500

BAM Analyst: Brickman, Tamara

Budget Coordinator: McMullen, Ramona - (503)947-5933

Priority	Policy Pkg Number	Policy Pkg Description	Summary Cross Reference Number	Cross Reference Description
0	092	Statewide AG Adjustment	113-00-00-00000	Public University Debt Service
			114-00-00-00000	Community College Debt Service
			115-00-00-00000	OHSU Debt Service
			116-00-00-00000	Public University Capital Construction
			117-00-00-00000	Community College Capital Construction
			118-00-00-00000	OHSU Capital Construction
			999-00-00-00000	Suspense
	101	Procurement Staff	101-00-00-00000	HECC Operations
	102	Internal Auditor	101-00-00-00000	HECC Operations
	103	Human Resource Staff	101-00-00-00000	HECC Operations
	104	Financial Aid Software Replacement	101-00-00-00000	HECC Operations
	105	Information Systems Staff	101-00-00-00000	HECC Operations
	106	Accounting Staff	101-00-00-00000	HECC Operations
	107	HECC IT Modernization Project	101-00-00-00000	HECC Operations
	108	Diversity and Inclusion Staff	101-00-00-00000	HECC Operations
	109	Capital Request Processing Staff	101-00-00-00000	HECC Operations
	201	Eliminating Barriers to Student Transfers	101-00-00-00000	HECC Operations
	202	Expanding Opportunities through Outreach	101-00-00-00000	HECC Operations
			109-00-00-00000	Student Assistance
	203	Oregon Youth Employment Program	101-00-00-00000	HECC Operations
			110-00-00-00000	Workforce and Other Special Payments
	204	Data Driven Fiscal Policy Staff	101-00-00-00000	HECC Operations
	205	Private Career School Licensure	101-00-00-00000	HECC Operations

Higher Education Coordinating Commission

Policy Package List by Priority

2019-21 Biennium

Agency Number: 52500

BAM Analyst: Brickman, Tamara

Budget Coordinator: McMullen, Ramona - (503)947-5933

Priority	Policy Pkg Number	Policy Pkg Description	Summary Cross Reference Number	Cross Reference Description
0	206	Adult Attainment	101-00-00-00000	HECC Operations
	207	The Career College Collaborative (C3)	101-00-00-00000	HECC Operations
			109-00-00-00000	Student Assistance
	208	Workforce & Talent Devel Board Grants	110-00-00-00000	Workforce and Other Special Payments
	209	Accelerated College Credit Reporting	101-00-00-00000	HECC Operations
	210	State Match for Federal Workforce Funds	101-00-00-00000	HECC Operations
			110-00-00-00000	Workforce and Other Special Payments
	211	Expanded OYCC Training Programs	101-00-00-00000	HECC Operations
			110-00-00-00000	Workforce and Other Special Payments
	212	STEM Director & Council Continuation	111-00-00-00000	Oregon Youth Conservation Corps
			101-00-00-00000	HECC Operations
	213	Early Childhood Educator Development	110-00-00-00000	Workforce and Other Special Payments
			101-00-00-00000	HECC Operations
	301	Oregon Opportunity Grant & Support	109-00-00-00000	Student Assistance
			101-00-00-00000	HECC Operations
			109-00-00-00000	Student Assistance
	302	CCSF - Bridging the Skills Gap	102-00-00-00000	Support to Community Colleges
	303	Public University Support Fund	103-00-00-00000	Public University Ops & Student Support
	304	Community College Support Fund	102-00-00-00000	Support to Community Colleges
	305	Native American College Access Grant	101-00-00-00000	HECC Operations
			109-00-00-00000	Student Assistance
	306	Campus Safety Investments	101-00-00-00000	HECC Operations
	307	Student Child Care Grant	109-00-00-00000	Student Assistance

Higher Education Coordinating Commission

Policy Package List by Priority

2019-21 Biennium

Agency Number: 52500

BAM Analyst: Brickman, Tamara

Budget Coordinator: McMullen, Ramona - (503)947-5933

Priority	Policy Pkg Number	Policy Pkg Description	Summary Cross Reference Number	Cross Reference Description
0	308	Oregon Promise Improvements	109-00-00-00000	Student Assistance
	309	University State Programs	104-00-00-00000	Public University State Programs
	310	Statewide Public Services	106-00-00-00000	Extension Service
	311	Adjust Personnel Budget	101-00-00-00000	HECC Operations
	312	Veterans Education Staffing	101-00-00-00000	HECC Operations
	400	EOU-New Residence Hall	101-00-00-00000	HECC Operations
	401	PSU-12th & Market Residence Hal	113-00-00-00000	Public University Debt Service
	402	PSU-University Center Bldg Land Purchase	116-00-00-00000	Public University Capital Construction
	403	WOU-Valsetz Dining / Aux Services	101-00-00-00000	HECC Operations
	404	CC-Apprenticeship & Industrial Trades Center	113-00-00-00000	Public University Debt Service
	405	CC-Nursing-Allied Health Professions Center	116-00-00-00000	Public University Capital Construction
			101-00-00-00000	HECC Operations
			114-00-00-00000	Community College Debt Service
			117-00-00-00000	Community College Capital Construction
			101-00-00-00000	HECC Operations
			114-00-00-00000	Community College Debt Service
			117-00-00-00000	Community College Capital Construction

Higher Education Coordinating Commission

Policy Package List by Priority

2019-21 Biennium

Agency Number: 52500

BAM Analyst: Brickman, Tamara

Budget Coordinator: McMullen, Ramona - (503)947-5933

Priority	Policy Pkg Number	Policy Pkg Description	Summary Cross Reference Number	Cross Reference Description
0	406	CC-Remond Campus General-Purpose Class	101-00-00-00000	HECC Operations
			114-00-00-00000	Community College Debt Service
			117-00-00-00000	Community College Capital Construction
407		OIT-Boivin Hall Rehab/Infrastructure Improve	101-00-00-00000	HECC Operations
			113-00-00-00000	Public University Debt Service
408		OSU-Cordley Hall-Phase II	116-00-00-00000	Public University Capital Construction
			101-00-00-00000	HECC Operations
			113-00-00-00000	Public University Debt Service
409		OSU-Educational Performing Art Center	116-00-00-00000	Public University Capital Construction
			101-00-00-00000	HECC Operations
			113-00-00-00000	Public University Debt Service
410		OSU-Student Success Ctr (Cascades)	116-00-00-00000	Public University Capital Construction
			101-00-00-00000	HECC Operations
			113-00-00-00000	Public University Debt Service
411		PSU-Science Bldg 1 Renovation/Expansion	116-00-00-00000	Public University Capital Construction
			101-00-00-00000	HECC Operations
			113-00-00-00000	Public University Debt Service
412		UO-Huestis Hall Deferred Maintenance	116-00-00-00000	Public University Capital Construction
			101-00-00-00000	HECC Operations
			113-00-00-00000	Public University Debt Service
413		WOU-Physical Education Center	116-00-00-00000	Public University Capital Construction
			101-00-00-00000	HECC Operations
			113-00-00-00000	Public University Debt Service

Higher Education Coordinating Commission

Policy Package List by Priority

2019-21 Biennium

Agency Number: 52500

BAM Analyst: Brickman, Tamara

Budget Coordinator: McMullen, Ramona - (503)947-5933

Priority	Policy Pkg Number	Policy Pkg Description	Summary Cross Reference Number	Cross Reference Description
0	413	WOU-Physical Education Center	116-00-00-00000	Public University Capital Construction
	414	WOU-Student Success Center	101-00-00-00000	HECC Operations
			113-00-00-00000	Public University Debt Service
			116-00-00-00000	Public University Capital Construction
	415	PU-Capital Improvement & Renewal	101-00-00-00000	HECC Operations
			113-00-00-00000	Public University Debt Service
			116-00-00-00000	Public University Capital Construction
	416	EOU-Inlow Hall Grand Staircase	101-00-00-00000	HECC Operations
			113-00-00-00000	Public University Debt Service
			116-00-00-00000	Public University Capital Construction
	417	EOU-Inlow Hall Phase II Seismic/Renovation	101-00-00-00000	HECC Operations
			113-00-00-00000	Public University Debt Service
			116-00-00-00000	Public University Capital Construction
	418	OSU-Student Success Ctr Land Dev (Cascade	101-00-00-00000	HECC Operations
			113-00-00-00000	Public University Debt Service
			116-00-00-00000	Public University Capital Construction
	419	SOU-Britt Hall Mech Improvements	101-00-00-00000	HECC Operations
			113-00-00-00000	Public University Debt Service
			116-00-00-00000	Public University Capital Construction
	420	SOU-Music Hall Mech-ADA Improvements	101-00-00-00000	HECC Operations
			113-00-00-00000	Public University Debt Service
			116-00-00-00000	Public University Capital Construction

Higher Education Coordinating Commission

Agency Number: 52500

Budget Support - Detail Revenues and Expenditures

Cross Reference Number: 52500-000-00-00-000000

2019-21 Biennium

Higher Education Coordinating Commission

Description	2015-17 Actuals	2017-19 Leg Adopted Budget	2017-19 Leg Approved Budget	2019-21 Agency Request Budget	2019-21 Governor's Budget	2019-21 Leg. Adopted Audit
BEGINNING BALANCE						
0025 Beginning Balance						
4400 Lottery Funds Ltd	1,917,772	1,917,181	1,917,181	7,284,497	7,284,497	-
4430 Lottery Funds Debt Svc Ltd	109,140	-	-	-	-	-
3020 Other Funds Cap Construct	49,824,844	-	-	-	-	-
3200 Other Funds Non-Ltd	933,445	600,000	31,575,977	-	-	-
3400 Other Funds Ltd	8,378,127	4,170,962	4,170,962	2,021,857	2,021,857	-
All Funds	61,163,328	6,688,143	37,664,120	9,306,354	9,306,354	-
0030 Beginning Balance Adjustment						
4400 Lottery Funds Ltd	279,362	-	-	-	-	-
4430 Lottery Funds Debt Svc Ltd	(109,140)	89,912	89,912	-	-	-
3020 Other Funds Cap Construct	(49,824,844)	-	-	-	-	-
3200 Other Funds Non-Ltd	(470,378)	-	-	-	-	-
3400 Other Funds Ltd	(5,670,062)	-	-	-	-	-
All Funds	(55,795,062)	89,912	89,912	-	-	-
BEGINNING BALANCE						
4400 Lottery Funds Ltd	2,197,134	1,917,181	1,917,181	7,284,497	7,284,497	-
4430 Lottery Funds Debt Svc Ltd	-	89,912	89,912	-	-	-
3020 Other Funds Cap Construct	-	-	-	-	-	-
3200 Other Funds Non-Ltd	463,067	600,000	31,575,977	-	-	-
3400 Other Funds Ltd	2,708,065	4,170,962	4,170,962	2,021,857	2,021,857	-
TOTAL BEGINNING BALANCE	\$5,368,266	\$6,778,055	\$37,754,032	\$9,306,354	\$9,306,354	\$9,306,354
REVENUE CATEGORIES						

Higher Education Coordinating Commission

Agency Number: 52500

Budget Support - Detail Revenues and Expenditures

Cross Reference Number: 52500-000-00-00-000000

2019-21 Biennium

Higher Education Coordinating Commission

Description	2015-17 Actuals	2017-19 Leg Adopted Budget	2017-19 Leg Approved Budget	2019-21 Agency Request Budget	2019-21 Governor's Budget	2019-21 Leg. Adopted Audit
GENERAL FUND APPROPRIATION						
0050 General Fund Appropriation						
8000 General Fund	1,660,543,220	1,772,917,111	1,772,719,954	2,412,238,060	1,697,266,461	-
8030 General Fund Debt Svc	129,167,925	166,966,142	176,259,238	267,265,984	248,452,120	-
All Funds	1,789,711,145	1,932,883,253	1,948,979,192	2,679,504,044	1,945,718,581	-
LICENSES AND FEES						
0205 Business Lic and Fees						
3200 Other Funds Non-Ltd	130,408	-	-	-	-	-
3400 Other Funds Ltd	648,785	-	-	-	-	-
All Funds	779,193	-	-	-	-	-
0210 Non-business Lic. and Fees						
3400 Other Funds Ltd	-	792,695	792,695	693,750	693,750	-
LICENSES AND FEES						
3200 Other Funds Non-Ltd	130,408	-	-	-	-	-
3400 Other Funds Ltd	648,785	792,695	792,695	693,750	693,750	-
TOTAL LICENSES AND FEES	\$779,193	\$792,695	\$792,695	\$693,750	\$693,750	-
CHARGES FOR SERVICES						
0410 Charges for Services						
3400 Other Funds Ltd	2,073,864	2,313,367	2,313,367	2,313,367	2,313,367	-
0415 Admin and Service Charges						
3400 Other Funds Ltd	1,139,607	1,356,021	1,356,021	1,356,021	1,356,021	-
CHARGES FOR SERVICES						
3400 Other Funds Ltd	3,213,471	3,669,388	3,669,388	3,669,388	3,669,388	-

Higher Education Coordinating Commission

Agency Number: 52500

Budget Support - Detail Revenues and Expenditures

Cross Reference Number: 52500-000-00-00-000000

2019-21 Biennium

Higher Education Coordinating Commission

Description	2015-17 Actuals	2017-19 Leg Adopted Budget	2017-19 Leg Approved Budget	2019-21 Agency Request Budget	2019-21 Governor's Budget	2019-21 Leg. Adopted Audit
TOTAL CHARGES FOR SERVICES	\$3,213,471	\$3,669,388	\$3,669,388	\$3,669,388	\$3,669,388	\$3,669,388
BOND SALES						
0555 General Fund Obligation Bonds						
3020 Other Funds Cap Construct	424,108,646	367,515,000	429,315,000	460,460,000	139,656,991	-
3400 Other Funds Ltd	1,374,838	-	-	6,270,000	3,323,009	-
All Funds	425,483,484	367,515,000	429,315,000	466,730,000	142,980,000	-
0560 Dedicated Fund Oblig Bonds						
3020 Other Funds Cap Construct	-	71,538,775	75,388,775	-	93,000,000	-
0565 Lottery Bonds						
3020 Other Funds Cap Construct	4,190,821	-	9,000,000	-	8,000,000	-
3400 Other Funds Ltd	-	-	-	-	127,921	-
All Funds	4,190,821	-	9,000,000	-	8,127,921	-
0570 Revenue Bonds						
3400 Other Funds Ltd	69,667	-	-	-	-	-
0575 Refunding Bonds						
3230 Other Funds Debt Svc Non-Ltd	246,781,802	-	-	-	-	-
BOND SALES						
3020 Other Funds Cap Construct	428,299,467	439,053,775	513,703,775	460,460,000	240,656,991	-
3230 Other Funds Debt Svc Non-Ltd	246,781,802	-	-	-	-	-
3400 Other Funds Ltd	1,444,505	-	-	6,270,000	3,450,930	-
TOTAL BOND SALES	\$676,525,774	\$439,053,775	\$513,703,775	\$466,730,000	\$244,107,921	-
INTEREST EARNINGS						
0605 Interest Income						

Higher Education Coordinating Commission

Agency Number: 52500

Budget Support - Detail Revenues and Expenditures
 2019-21 Biennium
 Higher Education Coordinating Commission

Cross Reference Number: 52500-000-00-00-000000

Description	2015-17 Actuals	2017-19 Leg Adopted Budget	2017-19 Leg Approved Budget	2019-21 Agency Request Budget	2019-21 Governor's Budget	2019-21 Leg. Adopted Audit
4430 Lottery Funds Debt Svc Ltd	120,643	-	-	-	-	-
3200 Other Funds Non-Ltd	18,026	-	-	-	-	-
3230 Other Funds Debt Svc Non-Ltd	163,816,854	-	-	-	-	-
3400 Other Funds Ltd	334,010	80,082	80,082	82,965	82,965	-
All Funds	164,289,533	80,082	80,082	82,965	82,965	-
DONATIONS AND CONTRIBUTIONS						
0905 Donations						
3400 Other Funds Ltd	9,637,316	12,357,654	12,357,654	12,598,133	12,598,133	-
0910 Grants (Non-Fed)						
3400 Other Funds Ltd	-	664,784	664,784	2,738,431	2,738,431	-
DONATIONS AND CONTRIBUTIONS						
3400 Other Funds Ltd	9,637,316	13,022,438	13,022,438	15,336,564	15,336,564	-
TOTAL DONATIONS AND CONTRIBUTIONS	\$9,637,316	\$13,022,438	\$13,022,438	\$15,336,564	\$15,336,564	-
LOAN REPAYMENT						
0925 Loan Repayments						
3230 Other Funds Debt Svc Non-Ltd	92,085,141	-	-	-	-	-
OTHER						
0975 Other Revenues						
3200 Other Funds Non-Ltd	1,132,603	106,000	106,000	206,000	206,000	-
3230 Other Funds Debt Svc Non-Ltd	-	216,832,748	216,832,748	217,497,831	211,216,020	-
3400 Other Funds Ltd	434,454	3,305,594	4,838,795	4,602,748	2,978,703	-
3430 Other Funds Debt Svc Ltd	-	1,450,000	25,012,082	-	-	-
8600 General Fund Revenue	725	48,549	48,549	123,947	123,947	-

Higher Education Coordinating Commission

Agency Number: 52500

Budget Support - Detail Revenues and Expenditures

Cross Reference Number: 52500-000-00-00-000000

2019-21 Biennium

Higher Education Coordinating Commission

Description	2015-17 Actuals	2017-19 Leg Adopted Budget	2017-19 Leg Approved Budget	2019-21 Agency Request Budget	2019-21 Governor's Budget	2019-21 Leg. Adopted Audit
All Funds	1,567,782	221,742,891	246,838,174	222,430,526	214,524,670	-
FEDERAL FUNDS REVENUE						
0995 Federal Funds						
6200 Federal Funds Non-Ltd	2,489,208	18,968,831	18,968,831	19,689,647	19,689,647	-
6230 Federal Funds Debt Svc NL	625,641	4,587,374	4,587,374	4,597,230	4,597,230	-
6400 Federal Funds Ltd	81,825,317	114,345,784	118,461,072	128,703,224	127,443,974	-
All Funds	84,940,166	137,901,989	142,017,277	152,990,101	151,730,851	-
TRANSFERS IN						
1010 Transfer In - Intrafund						
4430 Lottery Funds Debt Svc Ltd	14,661,710	-	-	-	-	-
3400 Other Funds Ltd	759,229	7,325,275	7,325,275	-	-	-
All Funds	15,420,939	7,325,275	7,325,275	-	-	-
1030 Transfer from Agy-Res Equity						
3200 Other Funds Non-Ltd	179,443,323	-	-	-	-	-
3400 Other Funds Ltd	5,130,767	-	-	-	-	-
6400 Federal Funds Ltd	6,951	-	-	-	-	-
All Funds	184,581,041	-	-	-	-	-
1040 Transfer In Lottery Proceeds						
4430 Lottery Funds Debt Svc Ltd	11,701,466	-	-	-	-	-
1100 Tsfr From Human Svcs, Dept of						
3400 Other Funds Ltd	2,082,190	1,928,000	1,928,000	1,928,000	1,481,272	-
1107 Tsfr From Administrative Svcs						
4400 Lottery Funds Ltd	12,911,115	54,048,752	58,353,584	110,244,953	54,688,018	-

Higher Education Coordinating Commission

Agency Number: 52500

Budget Support - Detail Revenues and Expenditures

Cross Reference Number: 52500-000-00-00-000000

2019-21 Biennium

Higher Education Coordinating Commission

Description	2015-17 Actuals	2017-19 Leg Adopted Budget	2017-19 Leg Approved Budget	2019-21 Agency Request Budget	2019-21 Governor's Budget	2019-21 Leg. Adopted Audit
4430 Lottery Funds Debt Svc Ltd	41,541,765	43,490,902	43,490,902	46,039,345	46,039,345	-
3400 Other Funds Ltd	-	-	-	43,000	43,000	-
3430 Other Funds Debt Svc Ltd	-	-	-	30,871,500	30,871,500	-
All Funds	54,452,880	97,539,654	101,844,486	187,198,798	131,641,863	-
1150 Tsfr From Revenue, Dept of						
3400 Other Funds Ltd	2,074,988	2,045,660	2,045,660	2,093,270	2,093,270	-
1250 Tsfr From Marine Bd, Or State						
3400 Other Funds Ltd	68,705	106,811	106,811	-	-	-
1581 Tsfr From Education, Dept of						
3400 Other Funds Ltd	895,432	2,054,854	2,054,854	2,054,854	11,054,854	-
TRANSFERS IN						
4400 Lottery Funds Ltd	12,911,115	54,048,752	58,353,584	110,244,953	54,688,018	-
4430 Lottery Funds Debt Svc Ltd	67,904,941	43,490,902	43,490,902	46,039,345	46,039,345	-
3200 Other Funds Non-Ltd	179,443,323	-	-	-	-	-
3400 Other Funds Ltd	11,011,311	13,460,600	13,460,600	6,119,124	14,672,396	-
3430 Other Funds Debt Svc Ltd	-	-	-	30,871,500	30,871,500	-
6400 Federal Funds Ltd	6,951	-	-	-	-	-
TOTAL TRANSFERS IN	\$271,277,641	\$111,000,254	\$115,305,086	\$193,274,922	\$146,271,259	-
REVENUE CATEGORIES						
8000 General Fund	1,660,543,220	1,765,917,111	1,772,719,954	2,412,238,060	1,697,266,461	-
8030 General Fund Debt Svc	129,167,925	166,966,142	176,259,238	267,265,984	248,452,120	-
4400 Lottery Funds Ltd	12,911,115	54,048,752	58,353,584	110,244,953	54,688,018	-
4430 Lottery Funds Debt Svc Ltd	68,025,584	43,490,902	43,490,902	46,039,345	46,039,345	-

Higher Education Coordinating Commission

Agency Number: 52500

Budget Support - Detail Revenues and Expenditures
2019-21 Biennium

Cross Reference Number: 52500-000-00-00-000000

Higher Education Coordinating Commission

Description	2015-17 Actuals	2017-19 Leg Adopted Budget	2017-19 Leg Approved Budget	2019-21 Agency Request Budget	2019-21 Governor's Budget	2019-21 Leg. Adopted Audit
3020 Other Funds Cap Construct	428,299,467	439,053,775	513,703,775	460,460,000	240,656,991	-
3200 Other Funds Non-Ltd	180,724,360	106,000	106,000	206,000	206,000	-
3230 Other Funds Debt Svc Non-Ltd	502,683,797	216,832,748	216,832,748	217,497,831	211,216,020	-
3400 Other Funds Ltd	26,723,852	34,330,797	35,863,998	36,774,539	40,884,696	-
3430 Other Funds Debt Svc Ltd	-	1,450,000	25,012,082	30,871,500	30,871,500	-
8800 General Fund Revenue	725	48,549	48,549	123,947	123,947	-
6200 Federal Funds Non-Ltd	2,489,208	18,968,831	18,968,831	19,689,647	19,689,647	-
6230 Federal Funds Debt Svc NL	625,641	4,587,374	4,587,374	4,597,230	4,597,230	-
6400 Federal Funds Ltd	81,832,268	114,345,784	118,461,072	128,703,224	127,443,974	-
TOTAL REVENUE CATEGORIES	\$3,094,027,162	\$2,860,146,765	\$2,984,408,107	\$3,734,712,260	\$2,722,135,949	-

TRANSFERS OUT

2010 Transfer Out - Intrafund						
4430 Lottery Funds Debt Svc Ltd	(14,661,710)	-	-	-	-	-
3020 Other Funds Cap Construct	-	(6,831,534)	(6,831,534)	-	-	-
3400 Other Funds Ltd	(759,229)	(493,741)	(493,741)	-	-	-
All Funds	(15,420,939)	(7,325,275)	(7,325,275)	-	-	-
2040 Transfer Out Lottery Proceeds						
4430 Lottery Funds Debt Svc Ltd	(11,014,116)	-	-	-	-	-
2060 Transfer to General Fund						
8800 General Fund Revenue	(725)	(48,549)	(48,549)	(123,947)	(123,947)	-
2121 Tsfr To Governor, Office of the						
6400 Federal Funds Ltd	(189,875)	(270,000)	(270,000)	(270,000)	(270,000)	-

TRANSFERS OUT

Higher Education Coordinating Commission

Agency Number: 52500

Budget Support - Detail Revenues and Expenditures

Cross Reference Number: 52500-000-00-00-000000

2019-21 Biennium

Higher Education Coordinating Commission

Description	2015-17 Actuals	2017-19 Leg Adopted Budget	2017-19 Leg Approved Budget	2019-21 Agency Request Budget	2019-21 Governor's Budget	2019-21 Leg. Adopted Audit
4430 Lottery Funds Debt Svc Ltd	(25,675,826)	-	-	-	-	-
3020 Other Funds Cap Construct	-	(6,831,534)	(6,831,534)	-	-	-
3400 Other Funds Ltd	(759,229)	(493,741)	(493,741)	-	-	-
8800 General Fund Revenue	(725)	(48,549)	(48,549)	(123,947)	(123,947)	-
6400 Federal Funds Ltd	(189,875)	(270,000)	(270,000)	(270,000)	(270,000)	-
TOTAL TRANSFERS OUT	(\$26,625,655)	(\$7,643,824)	(\$7,643,824)	(\$393,947)	(\$393,947)	(\$393,947)
AVAILABLE REVENUES						
8000 General Fund	1,660,543,220	1,765,917,111	1,772,719,954	2,412,238,060	1,697,266,461	-
8030 General Fund Debt Svc	129,167,925	166,966,142	176,259,238	267,265,984	248,452,120	-
4400 Lottery Funds Ltd	15,108,249	55,965,933	60,270,765	117,529,450	61,972,515	-
4430 Lottery Funds Debt Svc Ltd	42,349,758	43,580,814	43,580,814	46,039,345	46,039,345	-
3020 Other Funds Cap Construct	428,299,467	432,222,241	506,872,241	460,460,000	240,656,991	-
3200 Other Funds Non-Ltd	181,187,427	706,000	31,681,977	206,000	206,000	-
3230 Other Funds Debt Svc Non-Ltd	502,683,797	216,832,748	216,832,748	217,497,831	211,216,020	-
3400 Other Funds Ltd	28,672,688	38,008,018	39,541,219	38,796,396	42,906,553	-
3430 Other Funds Debt Svc Ltd	-	1,450,000	25,012,082	30,871,500	30,871,500	-
6200 Federal Funds Non-Ltd	2,489,208	18,968,831	18,968,831	19,689,647	19,689,647	-
6230 Federal Funds Debt Svc NL	625,641	4,587,374	4,587,374	4,597,230	4,597,230	-
6400 Federal Funds Ltd	81,642,393	114,075,784	118,191,072	128,433,224	127,173,974	-
TOTAL AVAILABLE REVENUES	\$3,072,769,773	\$2,859,280,996	\$3,014,518,315	\$3,743,624,667	\$2,731,048,356	-
EXPENDITURES						
PERSONAL SERVICES						
SALARIES & WAGES						

Higher Education Coordinating Commission

Agency Number: 52500

Budget Support - Detail Revenues and Expenditures

Cross Reference Number: 52500-000-00-00-000000

2019-21 Biennium

Higher Education Coordinating Commission

Description	2015-17 Actuals	2017-19 Leg Adopted Budget	2017-19 Leg Approved Budget	2019-21 Agency Request Budget	2019-21 Governor's Budget	2019-21 Leg. Adopted Audit
3110 Class/Unclass Sal. and Per Diem						
8000 General Fund	8,182,120	8,296,756	9,143,013	13,102,366	9,915,125	-
3400 Other Funds Ltd	2,665,862	3,781,732	4,037,761	4,268,174	4,048,766	-
6200 Federal Funds Non-Ltd	10,783	-	-	-	-	-
6400 Federal Funds Ltd	3,746,474	5,301,956	5,827,921	6,879,117	6,178,481	-
All Funds	14,605,239	17,380,444	19,008,695	24,249,657	20,142,372	-
3160 Temporary Appointments						
8000 General Fund	161,879	97,269	97,269	100,966	100,966	-
3400 Other Funds Ltd	150,268	111,988	111,988	116,243	116,243	-
6400 Federal Funds Ltd	138,980	17,866	17,866	18,545	18,545	-
All Funds	451,127	227,123	227,123	235,754	235,754	-
3170 Overtime Payments						
8000 General Fund	27,329	645	645	669	669	-
3400 Other Funds Ltd	26,699	2,327	2,327	2,414	2,414	-
6400 Federal Funds Ltd	9,328	2,666	2,666	2,767	2,767	-
All Funds	63,356	5,638	5,638	5,850	5,850	-
3180 Shift Differential						
3400 Other Funds Ltd	240	-	-	-	-	-
3190 All Other Differential						
8000 General Fund	145,470	36,509	36,509	37,895	37,895	-
3400 Other Funds Ltd	55,694	12,891	12,891	13,382	13,382	-
6400 Federal Funds Ltd	58,911	-	-	-	-	-
All Funds	260,075	49,400	49,400	51,277	51,277	-

Higher Education Coordinating Commission

Agency Number: 52500

Budget Support - Detail Revenues and Expenditures
 2019-21 Biennium
 Higher Education Coordinating Commission

Cross Reference Number: 52500-000-00-00-00000

Description	2015-17 Actuals	2017-19 Leg Adopted Budget	2017-19 Leg Approved Budget	2019-21 Agency Request Budget	2019-21 Governor's Budget	2019-21 Leg Adopted Audit
SALARIES & WAGES						
8000 General Fund	8,516,798	8,431,179	9,277,436	13,241,896	10,054,655	-
3400 Other Funds Ltd	2,898,763	3,908,938	4,164,967	4,400,213	4,180,805	-
6200 Federal Funds Non-Ltd	10,783	-	-	-	-	-
6400 Federal Funds Ltd	3,953,693	5,322,488	5,848,453	6,900,429	6,199,793	-
TOTAL SALARIES & WAGES	\$15,380,037	\$17,662,605	\$19,290,856	\$24,542,538	\$20,435,253	
OTHER PAYROLL EXPENSES						
3210 Empl. Rel. Bd. Assessments						
8000 General Fund	2,276	3,251	3,251	5,845	4,070	-
3400 Other Funds Ltd	856	1,667	1,667	1,880	1,765	-
6200 Federal Funds Non-Ltd	4	-	-	-	-	-
6400 Federal Funds Ltd	1,015	1,917	1,917	2,583	2,215	-
All Funds	4,151	6,835	6,835	10,308	8,050	-
3220 Public Employees' Retire Cont						
8000 General Fund	1,182,548	1,300,828	1,313,274	2,228,292	1,687,421	-
3400 Other Funds Ltd	387,297	564,376	568,104	725,765	688,535	-
6200 Federal Funds Non-Ltd	885	-	-	-	-	-
6400 Federal Funds Ltd	617,167	800,034	806,176	1,143,425	1,024,525	-
All Funds	2,187,897	2,665,238	2,687,554	4,097,482	3,400,481	-
3221 Pension Obligation Bond						
8000 General Fund	480,983	511,798	473,459	527,854	527,854	-
3400 Other Funds Ltd	165,345	208,314	215,708	223,824	223,824	-
6200 Federal Funds Non-Ltd	647	-	-	-	-	-

Higher Education Coordinating Commission

Agency Number: 52500

Budget Support - Detail Revenues and Expenditures

Cross Reference Number: 52500-000-00-00-000000

2019-21 Biennium

Higher Education Coordinating Commission

Description	2015-17 Actuals	2017-19 Leg Adopted Budget	2017-19 Leg Approved Budget	2019-21 Agency Request Budget	2019-21 Governor's Budget	2019-21 Leg. Adopted Audit
6400 Federal Funds Ltd	233,845	308,207	301,363	345,274	345,274	-
All Funds	880,820	1,028,319	990,530	1,096,952	1,096,952	-
3230 Social Security Taxes						
8000 General Fund	635,219	640,966	640,966	1,007,863	764,041	-
3400 Other Funds Ltd	217,434	298,649	298,649	334,793	318,006	-
6200 Federal Funds Non-Ltd	790	-	-	-	-	-
6400 Federal Funds Ltd	296,100	406,701	406,701	523,668	470,069	-
All Funds	1,149,543	1,346,316	1,346,316	1,866,324	1,552,116	-
3240 Unemployment Assessments						
8000 General Fund	18,547	-	-	-	-	-
3400 Other Funds Ltd	10,370	-	-	-	-	-
6400 Federal Funds Ltd	5,618	-	-	-	-	-
All Funds	34,535	-	-	-	-	-
3250 Worker's Comp. Assess. (WCD)						
8000 General Fund	3,046	4,144	4,144	5,711	4,030	-
3400 Other Funds Ltd	1,962	2,048	2,048	1,819	1,707	-
6200 Federal Funds Non-Ltd	4	-	-	-	-	-
6400 Federal Funds Ltd	1,475	2,358	2,358	2,504	2,154	-
All Funds	6,487	8,550	8,550	10,034	7,891	-
3260 Mass Transit Tax						
8000 General Fund	39,716	53,111	53,111	78,508	58,587	-
3400 Other Funds Ltd	24,055	22,209	22,209	26,139	23,767	-
All Funds	63,771	75,320	75,320	104,647	82,354	-

Higher Education Coordinating Commission

Agency Number: 52500

Budget Support - Detail Revenues and Expenditures

Cross Reference Number: 52500-000-00-00-000000

2019-21 Biennium

Higher Education Coordinating Commission

Description	2015-17 Actuals	2017-19 Leg Adopted Budget	2017-19 Leg Approved Budget	2019-21 Agency Request Budget	2019-21 Governor's Budget	2019-21 Leg. Adopted Audit
3270 Flexible Benefits						
8000 General Fund	1,704,118	1,971,759	2,044,866	3,385,396	2,379,487	-
3400 Other Funds Ltd	630,696	954,085	989,461	1,051,642	990,498	-
6200 Federal Funds Non-Ltd	3,201	-	-	-	-	-
6400 Federal Funds Ltd	795,834	1,138,371	1,180,577	1,509,058	1,309,487	-
All Funds	3,133,849	4,064,215	4,214,904	5,946,096	4,679,472	-
3280 Other OPE						
8000 General Fund	85	-	-	-	-	-
3400 Other Funds Ltd	22	-	-	-	-	-
6400 Federal Funds Ltd	21	-	-	-	-	-
All Funds	128	-	-	-	-	-
OTHER PAYROLL EXPENSES						
8000 General Fund	4,066,538	4,485,857	4,533,071	7,239,469	5,425,490	-
3400 Other Funds Ltd	1,438,037	2,051,348	2,097,846	2,365,862	2,248,102	-
6200 Federal Funds Non-Ltd	5,531	-	-	-	-	-
6400 Federal Funds Ltd	1,951,075	2,657,588	2,699,092	3,526,512	3,153,724	-
TOTAL OTHER PAYROLL EXPENSES	\$7,461,181	\$9,194,793	\$9,330,009	\$13,131,843	\$10,827,316	-
P.S. BUDGET ADJUSTMENTS						
3455 Vacancy Savings						
8000 General Fund	-	(436,681)	(436,681)	(164,363)	(300,226)	-
3400 Other Funds Ltd	-	(191,178)	(191,178)	(27,425)	(27,425)	-
6400 Federal Funds Ltd	-	(266,417)	(266,417)	(60,996)	(60,996)	-
All Funds	-	(894,276)	(894,276)	(252,784)	(388,647)	-

Higher Education Coordinating Commission

Agency Number: 52500

Budget Support - Detail Revenues and Expenditures

Cross Reference Number: 52500-000-00-00-000000

2019-21 Biennium

Higher Education Coordinating Commission

Description	2015-17 Actuals	2017-19 Leg Adopted Budget	2017-19 Leg Approved Budget	2019-21 Agency Request Budget	2019-21 Governor's Budget	2019-21 Leg. Adopted Audit
3465 Reconciliation Adjustment						
8000 General Fund	-	(5,609)	(5,609)	-	(231,810)	-
3400 Other Funds Ltd	-	21,288	21,288	-	(1,724)	-
6400 Federal Funds Ltd	-	(181,103)	(181,103)	-	(19,870)	-
All Funds	-	(165,424)	(165,424)	-	(253,404)	-
P.S. BUDGET ADJUSTMENTS						
8000 General Fund	-	(442,290)	(442,290)	(164,363)	(532,036)	-
3400 Other Funds Ltd	-	(169,890)	(169,890)	(27,425)	(29,149)	-
6400 Federal Funds Ltd	-	(447,520)	(447,520)	(60,996)	(80,866)	-
TOTAL P.S. BUDGET ADJUSTMENTS	-	(\$1,059,700)	(\$1,059,700)	(\$252,784)	(\$642,051)	-
PERSONAL SERVICES						
8000 General Fund	12,583,336	12,474,746	13,368,217	20,317,002	14,948,109	-
3400 Other Funds Ltd	4,336,800	5,790,396	6,092,923	6,738,650	6,399,758	-
6200 Federal Funds Non-Ltd	16,314	-	-	-	-	-
6400 Federal Funds Ltd	5,904,768	7,532,556	8,100,025	10,365,945	9,272,651	-
TOTAL PERSONAL SERVICES	\$22,841,218	\$25,797,698	\$27,561,165	\$37,421,597	\$30,620,518	-
SERVICES & SUPPLIES						
4100 Instate Travel						
8000 General Fund	211,801	153,120	156,021	198,696	154,463	-
3400 Other Funds Ltd	106,829	165,346	167,238	174,386	172,554	-
6400 Federal Funds Ltd	56,998	88,781	89,791	96,909	94,488	-
All Funds	375,628	407,247	413,050	469,991	421,505	-
4125 Out of State Travel						

Higher Education Coordinating Commission

Agency Number: 52500

Budget Support - Detail Revenues and Expenditures
 2019-21 Biennium
 Higher Education Coordinating Commission

Cross Reference Number: 52500-000-00-00-000000

Description	2015-17 Actuals	2017-19 Leg Adopted Budget	2017-19 Leg Approved Budget	2019-21 Agency Request Budget	2019-21 Governor's Budget	2019-21 Leg. Adopted Audit
8000 General Fund	56,359	31,003	36,973	67,442	67,442	-
3400 Other Funds Ltd	55,219	62,182	62,182	64,546	64,546	-
6400 Federal Funds Ltd	116,645	126,752	134,972	140,100	140,100	-
All Funds	228,223	219,937	234,127	272,088	272,088	-
4150 Employee Training						
8000 General Fund	69,368	143,729	148,776	254,434	168,412	-
3400 Other Funds Ltd	51,695	51,376	51,376	57,472	47,935	-
6400 Federal Funds Ltd	107,515	38,977	44,024	65,356	50,873	-
All Funds	228,578	234,082	244,176	377,262	267,220	-
4175 Office Expenses						
8000 General Fund	103,977	159,500	171,141	242,404	182,801	-
3200 Other Funds Non-Ltd	772	-	-	-	-	-
3400 Other Funds Ltd	82,099	180,846	184,631	195,998	188,678	-
6400 Federal Funds Ltd	115,664	76,302	82,658	97,862	86,342	-
All Funds	302,512	416,648	438,430	536,264	457,821	-
4200 Telecommunications						
8000 General Fund	230,765	152,757	158,365	219,478	170,870	-
3400 Other Funds Ltd	74,924	66,780	66,780	73,369	67,118	-
6400 Federal Funds Ltd	50,071	83,418	89,027	102,775	91,775	-
All Funds	355,760	302,955	314,172	395,622	329,763	-
4225 State Gov. Service Charges						
8000 General Fund	759,607	674,416	674,416	2,066,949	2,099,545	-
4400 Lottery Funds Ltd	470	-	-	-	-	-

Higher Education Coordinating Commission

Agency Number: 52500

Budget Support - Detail Revenues and Expenditures

Cross Reference Number: 52500-000-00-00-000000

2019-21 Biennium

Higher Education Coordinating Commission

Description	2015-17 Actuals	2017-19 Leg Adopted Budget	2017-19 Leg Approved Budget	2019-21 Agency Request Budget	2019-21 Governor's Budget	2019-21 Leg. Adopted Audit
3200 Other Funds Non-Ltd	241	-	-	-	-	-
3400 Other Funds Ltd	360,916	347,392	347,392	757,376	769,038	-
6400 Federal Funds Ltd	279,660	564,175	564,175	1,229,974	1,243,343	-
All Funds	1,400,894	1,585,983	1,585,983	4,054,299	4,111,926	-
4250 Data Processing						
8000 General Fund	99,237	26,907	28,404	51,233	32,160	-
3400 Other Funds Ltd	35,883	30,505	30,505	33,069	30,680	-
6400 Federal Funds Ltd	35,695	2,207	4,203	9,300	5,956	-
All Funds	170,815	59,619	63,112	93,602	68,796	-
4275 Publicity and Publications						
8000 General Fund	40,291	46,459	48,948	50,813	38,746	-
3400 Other Funds Ltd	13,980	73,961	75,853	79,275	77,965	-
6400 Federal Funds Ltd	23,298	16,826	20,682	24,040	22,264	-
All Funds	77,569	137,246	145,483	154,128	138,975	-
4300 Professional Services						
8000 General Fund	2,183,048	3,230,884	3,230,884	3,621,872	3,371,872	-
3400 Other Funds Ltd	564,862	1,522,733	1,522,733	1,605,134	1,605,134	-
6400 Federal Funds Ltd	-1,838,546	4,380,135	4,390,735	4,349,685	4,349,685	-
All Funds	4,586,456	9,133,752	9,144,352	9,576,691	9,326,691	-
4315 IT Professional Services						
8000 General Fund	157,890	212,071	212,071	400,978	220,978	-
3400 Other Funds Ltd	6,166	149,410	149,410	155,685	155,685	-
6400 Federal Funds Ltd	201,000	216,737	216,737	225,840	225,840	-

Higher Education Coordinating Commission

Agency Number: 52500

Budget Support - Detail Revenues and Expenditures
2019-21 Biennium

Cross Reference Number: 52500-000-00-00-000000

Higher Education Coordinating Commission

Description	2015-17 Actuals	2017-19 Leg Adopted Budget	2017-19 Leg Approved Budget	2019-21 Agency Request Budget	2019-21 Governor's Budget	2019-21 Leg. Adopted Audit
All Funds	365,056	578,218	578,218	782,503	602,503	-
4325 Attorney General						
8000 General Fund	149,330	78,903	83,278	100,050	94,097	-
3200 Other Funds Non-Ltd	11,088	-	-	-	-	-
3400 Other Funds Ltd	94,115	27,671	27,671	33,258	31,279	-
6200 Federal Funds Non-Ltd	2,048	-	-	-	-	-
6400 Federal Funds Ltd	24,648	20,305	24,680	29,651	26,326	-
All Funds	281,229	126,879	135,629	162,959	151,702	-
4375 Employee Recruitment and Develop						
8000 General Fund	840	15,914	16,661	29,081	18,918	-
3400 Other Funds Ltd	-	4,988	4,988	5,706	4,565	-
6400 Federal Funds Ltd	-	1,852	2,599	4,835	3,022	-
All Funds	840	22,754	24,248	39,622	26,505	-
4400 Dues and Subscriptions						
8000 General Fund	550,017	449,696	450,443	481,626	469,559	-
3400 Other Funds Ltd	9,118	23,107	23,107	24,525	23,215	-
6400 Federal Funds Ltd	50,140	34,854	35,601	39,524	37,723	-
All Funds	609,275	507,657	509,151	545,675	530,497	-
4425 Facilities Rental and Taxes						
8000 General Fund	645,930	309,733	332,688	345,330	345,330	-
3400 Other Funds Ltd	266,447	323,372	327,157	339,589	339,589	-
6400 Federal Funds Ltd	38,425	206,739	221,167	229,571	213,897	-
All Funds	950,802	839,844	881,012	914,490	898,816	-

Higher Education Coordinating Commission

Agency Number: 52500

Budget Support - Detail Revenues and Expenditures

Cross Reference Number: 52500-000-00-00-000000

2019-21 Biennium

Higher Education Coordinating Commission

Description	2015-17 Actuals	2017-19 Leg Adopted Budget	2017-19 Leg Approved Budget	2019-21 Agency Request Budget	2019-21 Governor's Budget	2019-21 Leg. Adopted Audit
4475 Facilities Maintenance						
8000 General Fund	15,570	-	-	-	-	-
3400 Other Funds Ltd	6,721	-	-	-	-	-
6400 Federal Funds Ltd	351	-	-	-	-	-
All Funds	22,642	-	-	-	-	-
4525 Medical Services and Supplies						
8000 General Fund	261	-	-	-	-	-
4575 Agency Program Related S and S						
8000 General Fund	41,943	10,391	10,391	10,787	10,787	-
3200 Other Funds Non-Ltd	-	206,000	206,000	206,000	206,000	-
3400 Other Funds Ltd	144,003	123,352	123,352	128,039	155,681	-
6400 Federal Funds Ltd	29,817	42,793	42,793	44,419	15,542	-
All Funds	215,763	382,536	382,536	389,245	388,010	-
4625 Other COP Costs						
3400 Other Funds Ltd	-	6,831,534	6,831,534	-	-	-
4650 Other Services and Supplies						
8000 General Fund	32,469	18,689	443,934	498,802	236,551	-
3200 Other Funds Non-Ltd	1,132,003	-	-	-	-	-
3230 Other Funds Debt Svc Non-Ltd	499,972	-	-	-	-	-
3400 Other Funds Ltd	1,510,485	240,315	1,459,636	6,520,013	3,675,561	-
6400 Federal Funds Ltd	1,232	946	204,587	224,033	162,190	-
All Funds	3,176,161	259,950	2,108,157	7,242,848	4,074,302	-
4700 Expendable Prop 250 - 5000						

Higher Education Coordinating Commission

Agency Number: 52500

Budget Support - Detail Revenues and Expenditures
2019-21 Biennium

Cross Reference Number: 52500-000-00-00-000000

Higher Education Coordinating Commission

Description	2015-17 Actuals	2017-19 Leg Adopted Budget	2017-19 Leg Approved Budget	2019-21 Agency Request Budget	2019-21 Governor's Budget	2019-21 Leg. Adopted Audit
8000 General Fund	18,750	124,942	155,092	232,559	170,721	-
3400 Other Funds Ltd	2,539	76,359	76,359	82,633	75,594	-
6400 Federal Funds Ltd	3,837	16,505	16,505	30,656	9,208	-
All Funds	25,126	217,806	247,956	345,848	255,523	-
4715 IT Expendable Property						
8000 General Fund	279,300	63,643	63,643	56,061	56,061	-
3400 Other Funds Ltd	65,547	73,394	73,394	76,183	76,183	-
6400 Federal Funds Ltd	59,975	24,502	24,502	23,416	23,416	-
All Funds	404,822	161,539	161,539	155,660	155,660	-
SERVICES & SUPPLIES						
8000 General Fund	5,646,753	5,902,757	6,422,129	8,928,595	7,909,313	-
4400 Lottery Funds Ltd	470	-	-	-	-	-
3200 Other Funds Non-Ltd	1,144,104	206,000	206,000	206,000	206,000	-
3230 Other Funds Debt Svc Non-Ltd	499,972	-	-	-	-	-
3400 Other Funds Ltd	3,451,548	10,374,623	11,605,298	10,406,256	7,561,000	-
6200 Federal Funds Non-Ltd	2,048	-	-	-	-	-
6400 Federal Funds Ltd	3,033,517	5,942,806	6,209,438	6,967,946	6,801,990	-
TOTAL SERVICES & SUPPLIES	\$13,778,412	\$22,426,186	\$24,442,865	\$26,508,797	\$22,478,303	-
CAPITAL OUTLAY						
5550 Data Processing Software						
8000 General Fund	-	-	-	14,500,000	-	-
5900 Other Capital Outlay						
3400 Other Funds Ltd	6,000	-	-	-	-	-

Higher Education Coordinating Commission

Agency Number: 52500

Budget Support - Detail Revenues and Expenditures
2019-21 Biennium

Cross Reference Number: 52500-000-00-00-000000

Higher Education Coordinating Commission

Description	2015-17 Actuals	2017-19 Leg Adopted Budget	2017-19 Leg Approved Budget	2019-21 Agency Request Budget	2019-21 Governor's Budget	2019-21 Leg. Adopted Audit
CAPITAL OUTLAY						
8000 General Fund	-	-	-	14,500,000	-	-
3400 Other Funds Ltd	6,000	-	-	-	-	-
TOTAL CAPITAL OUTLAY	\$6,000	-	-	\$14,500,000	-	-
SPECIAL PAYMENTS						
6020 Dist to Counties						
3400 Other Funds Ltd	74,150	65,135	65,135	67,610	67,610	-
6400 Federal Funds Ltd	-	8,630	8,630	8,958	8,958	-
All Funds	74,150	73,765	73,765	76,568	76,568	-
6025 Dist to Other Gov Unit						
8000 General Fund	81,523	-	-	-	-	-
3400 Other Funds Ltd	35,250	96,652	96,652	100,325	100,325	-
6200 Federal Funds Non-Ltd	-	18,968,831	18,968,831	19,689,647	19,689,647	-
6400 Federal Funds Ltd	60,048	950,518	950,518	986,637	986,637	-
All Funds	176,821	20,016,001	20,016,001	20,776,609	20,776,609	-
6030 Dist to Non-Gov Units						
8000 General Fund	57,965,600	10,211,824	10,211,824	14,336,573	14,336,573	-
3400 Other Funds Ltd	1,147,714	1,282,854	1,282,854	2,061,603	1,331,603	-
6200 Federal Funds Non-Ltd	625,925	-	-	-	-	-
6400 Federal Funds Ltd	62,944,593	84,508,023	86,968,913	92,734,622	92,734,622	-
All Funds	122,683,832	96,002,701	98,463,591	109,132,798	108,402,798	-
6035 Dist to Individuals						
8000 General Fund	142,416,698	166,165,627	168,665,627	324,660,940	149,016,137	-

Higher Education Coordinating Commission

Agency Number: 52500

Budget Support - Detail Revenues and Expenditures
2019-21 Biennium

Cross Reference Number: 52500-000-00-00-000000

Higher Education Coordinating Commission

Description	2015-17 Actuals	2017-19 Leg Adopted Budget	2017-19 Leg Approved Budget	2019-21 Agency Request Budget	2019-21 Governor's Budget	2019-21 Leg. Adopted Audit
4400 Lottery Funds Ltd	4,950,599	20,746,268	20,746,268	21,534,626	30,688,018	-
3400 Other Funds Ltd	14,957,571	15,230,376	15,230,376	15,809,131	15,362,403	-
All Funds	162,324,868	202,142,271	204,642,271	362,004,697	195,066,558	-
6040 Dist to Local School Districts						
8000 General Fund	939,839	1,850,871	1,850,871	3,021,204	1,921,204	-
3400 Other Funds Ltd	191,315	766,397	766,397	1,289,800	795,520	-
6400 Federal Funds Ltd	199,784	-	-	-	-	-
All Funds	1,330,938	2,617,268	2,617,268	4,311,004	2,716,724	-
6045 Dist to Comm College Districts						
8000 General Fund	565,609,622	573,123,155	572,943,155	798,550,113	545,449,155	-
3020 Other Funds Cap Construct	106,881,522	101,397,241	101,397,241	16,860,000	67,656,991	-
3400 Other Funds Ltd	263,373	2,327,920	2,327,920	857,640	857,640	-
6400 Federal Funds Ltd	9,044,813	14,816,057	14,816,057	15,379,068	15,379,068	-
All Funds	681,799,330	691,664,373	691,484,373	831,646,821	629,342,854	-
6048 Spc Pmt to Public Universities						
8000 General Fund	868,156,651	50,100,984	53,170,984	213,853,603	47,546,693	-
4400 Lottery Funds Ltd	8,240,000	24,000,000	24,000,000	46,805,847	24,000,000	-
3020 Other Funds Cap Construct	321,417,945	330,825,000	405,475,000	443,600,000	173,000,000	-
3200 Other Funds Non-Ltd	179,443,323	-	30,975,977	-	-	-
3400 Other Funds Ltd	38,005	-	-	-	-	-
6200 Federal Funds Non-Ltd	415,298	-	-	-	-	-
6400 Federal Funds Ltd	62,456	-	-	-	-	-
All Funds	1,377,773,678	404,925,984	513,621,961	704,259,450	244,546,693	-

Higher Education Coordinating Commission

Agency Number: 52500

Budget Support - Detail Revenues and Expenditures

Cross Reference Number: 52500-000-00-00-000000

2019-21 Biennium

Higher Education Coordinating Commission

Description	2015-17 Actuals	2017-19 Leg Adopted Budget	2017-19 Leg Approved Budget	2019-21 Agency Request Budget	2019-21 Governor's Budget	2019-21 Leg. Adopted Audit
6050 Dist to Non-Profit Organizations						
8000 General Fund	1,333,640	-	-	19,650,000	-	-
6400 Federal Funds Ltd	-	-	820,297	1,672,854	1,672,854	-
All Funds	1,333,640	-	820,297	21,322,854	1,672,854	-
6065 Loan Repaid To State Agencies						
8000 General Fund	-	13,424,701	13,424,701	13,165,216	13,165,216	-
6085 Other Special Payments						
8000 General Fund	-	931,941,446	931,941,446	980,533,814	902,253,061	-
4400 Lottery Funds Ltd	-	8,240,000	8,240,000	14,099,809	-	-
3400 Other Funds Ltd	-	-	-	-	9,000,000	-
All Funds	-	940,181,446	940,181,446	994,633,623	911,253,061	-
6291 Spc Pmt to Corrections, Dept of						
8000 General Fund	150,000	-	-	-	-	-
6400 Federal Funds Ltd	169,400	189,850	189,850	189,850	189,850	-
All Funds	319,400	189,850	189,850	189,850	189,850	-
6471 Spc Pmt to Employment Dept						
3400 Other Funds Ltd	-	51,807	51,807	51,807	51,807	-
6200 Federal Funds Non-Ltd	1,429,623	-	-	-	-	-
6400 Federal Funds Ltd	223,014	127,344	127,344	127,344	127,344	-
All Funds	1,652,637	179,151	179,151	179,151	179,151	-
6581 Spc Pmt to Education, Dept of						
8000 General Fund	775,000	721,000	721,000	721,000	721,000	-
SPECIAL PAYMENTS						

Higher Education Coordinating Commission

Agency Number: 52500

Budget Support - Detail Revenues and Expenditures

Cross Reference Number: 52500-000-00-00-000000

2019-21 Biennium

Higher Education Coordinating Commission

Description	2015-17 Actuals	2017-19 Leg Adopted Budget	2017-19 Leg Approved Budget	2019-21 Agency Request Budget	2019-21 Governor's Budget	2019-21 Leg. Adopted Audit
8000 General Fund	1,637,428,573	1,747,539,608	1,752,929,608	2,368,492,463	1,674,409,039	-
4400 Lottery Funds Ltd	13,190,599	52,986,268	52,986,268	82,440,282	54,688,018	-
3020 Other Funds Cap Construct	428,299,467	432,222,241	506,872,241	460,460,000	240,656,991	-
3200 Other Funds Non-Ltd	179,443,323	-	30,975,977	-	-	-
3400 Other Funds Ltd	16,707,378	19,821,141	19,821,141	20,237,916	27,566,908	-
6200 Federal Funds Non-Ltd	2,470,846	18,968,831	18,968,831	19,689,647	19,689,647	-
6400 Federal Funds Ltd	72,704,108	100,600,422	103,881,609	111,099,333	111,099,333	-
TOTAL SPECIAL PAYMENTS	\$2,350,244,294	\$2,372,138,511	\$2,486,435,675	\$3,062,419,641	\$2,128,109,936	-
DEBT SERVICE						
7050 Pmt To Ret Bond Escrow						
3230 Other Funds Debt Svc Non-Ltd	288,568,622	-	-	-	-	-
7100 Principal - Bonds						
8030 General Fund Debt Svc	51,947,711	71,203,276	76,314,479	124,254,610	117,729,610	-
4430 Lottery Funds Debt Svc Ltd	20,206,757	22,810,525	22,810,525	26,038,760	26,038,760	-
3230 Other Funds Debt Svc Non-Ltd	86,626,314	96,346,158	96,346,158	101,378,310	99,408,310	-
3430 Other Funds Debt Svc Ltd	-	537,500	13,496,647	26,195,000	26,195,000	-
6230 Federal Funds Debt Svc NL	-	625,977	625,977	-	-	-
All Funds	158,780,782	191,523,436	209,593,786	277,866,680	269,371,680	-
7150 Interest - Bonds						
8030 General Fund Debt Svc	70,750,211	90,542,316	94,724,209	143,011,374	130,722,510	-
4430 Lottery Funds Debt Svc Ltd	22,143,001	20,770,289	20,770,289	20,000,585	20,000,585	-
3230 Other Funds Debt Svc Non-Ltd	119,652,603	111,166,405	111,166,405	112,518,221	108,206,410	-
3430 Other Funds Debt Svc Ltd	-	912,500	11,515,435	4,676,500	4,676,500	-

Higher Education Coordinating Commission

Agency Number: 52500

Budget Support - Detail Revenues and Expenditures
2019-21 Biennium

Cross Reference Number: 52500-000-00-00-000000

Higher Education Coordinating Commission

Description	2015-17 Actuals	2017-19 Leg Adopted Budget	2017-19 Leg Approved Budget	2019-21 Agency Request Budget	2019-21 Governor's Budget	2019-21 Leg. Adopted Audit
6230 Federal Funds Debt Svc NL	-	3,961,397	3,961,397	3,969,900	3,969,900	-
All Funds	212,545,815	227,352,907	242,137,735	284,176,580	267,575,905	-
7200 Principal - COP						
8030 General Fund Debt Svc	4,520,000	4,920,000	4,920,000	-	-	-
3230 Other Funds Debt Svc Non-Ltd	4,993,827	3,549,235	3,549,235	2,069,000	2,069,000	-
All Funds	9,513,827	8,469,235	8,469,235	2,069,000	2,069,000	-
7250 Interest - COP						
8030 General Fund Debt Svc	1,210,351	300,550	300,550	-	-	-
3230 Other Funds Debt Svc Non-Ltd	2,342,459	1,778,983	1,778,983	1,532,300	1,532,300	-
6230 Federal Funds Debt Svc NL	625,641	-	-	627,330	627,330	-
All Funds	4,178,451	2,079,533	2,079,533	2,159,630	2,159,630	-
DEBT SERVICE						
8030 General Fund Debt Svc	128,428,273	166,966,142	176,259,238	267,265,984	248,452,120	-
4430 Lottery Funds Debt Svc Ltd	42,349,758	43,580,814	43,580,814	46,039,345	46,039,345	-
3230 Other Funds Debt Svc Non-Ltd	502,183,825	212,840,781	212,840,781	217,497,831	211,216,020	-
3430 Other Funds Debt Svc Ltd	-	1,450,000	25,012,082	30,871,500	30,871,500	-
6230 Federal Funds Debt Svc NL	625,641	4,587,374	4,587,374	4,597,230	4,597,230	-
TOTAL DEBT SERVICE	\$673,587,497	\$429,425,111	\$462,280,289	\$566,271,890	\$541,176,215	-
EXPENDITURES						
8000 General Fund	1,655,658,662	1,765,917,111	1,772,719,954	2,412,238,060	1,697,266,461	-
8030 General Fund Debt Svc	128,428,273	166,966,142	176,259,238	267,265,984	248,452,120	-
4400 Lottery Funds Ltd	13,191,069	52,986,268	52,986,268	82,440,282	54,688,018	-
4430 Lottery Funds Debt Svc Ltd	42,349,758	43,580,814	43,580,814	46,039,345	46,039,345	-

Higher Education Coordinating Commission

Agency Number: 52500

Budget Support - Detail Revenues and Expenditures
2019-21 Biennium

Cross Reference Number: 52500-000-00-00-000000

Higher Education Coordinating Commission

Description	2015-17 Actuals	2017-19 Leg Adopted Budget	2017-19 Leg Approved Budget	2019-21 Agency Request Budget	2019-21 Governor's Budget	2019-21 Leg. Adopted Audit
3020 Other Funds Cap Construct	428,299,467	432,222,241	506,872,241	460,460,000	240,656,991	-
3200 Other Funds Non-Ltd	180,587,427	206,000	31,181,977	206,000	206,000	-
3230 Other Funds Debt Svc Non-Ltd	502,683,797	212,840,781	212,840,781	217,497,831	211,216,020	-
3400 Other Funds Ltd	24,501,726	35,986,160	37,519,362	37,382,822	41,527,666	-
3430 Other Funds Debt Svc Ltd	-	1,450,000	25,012,082	30,871,500	30,871,500	-
6200 Federal Funds Non-Ltd	2,489,208	18,968,831	18,968,831	19,689,647	19,689,647	-
6230 Federal Funds Debt Svc NL	625,641	4,587,374	4,587,374	4,597,230	4,597,230	-
6400 Federal Funds Ltd	81,642,393	114,075,784	118,191,072	128,433,224	127,173,974	-
TOTAL EXPENDITURES	\$3,060,457,421	\$2,849,787,506	\$3,000,719,994	\$3,707,121,925	\$2,722,384,972	-
REVERSIONS						
9900 Reversions						
8000 General Fund	(4,884,558)	-	-	-	-	-
8030 General Fund Debt Svc	(739,652)	-	-	-	-	-
All Funds	(5,624,210)	-	-	-	-	-
ENDING BALANCE						
4400 Lottery Funds Ltd	1,917,180	2,979,665	7,284,497	35,089,168	7,284,497	-
3200 Other Funds Non-Ltd	600,000	500,000	500,000	-	-	-
3230 Other Funds Debt Svc Non-Ltd	-	3,991,967	3,991,967	-	-	-
3400 Other Funds Ltd	4,170,962	2,021,858	2,021,857	1,413,574	1,378,887	-
TOTAL ENDING BALANCE	\$6,688,142	\$9,493,490	\$13,798,321	\$36,502,742	\$8,663,384	-
AUTHORIZED POSITIONS						
8150 Class/Unclass Positions	142	124	134	173	137	-
8180 Position Reconciliation	-	-	-	-	(1)	-

Higher Education Coordinating Commission

Agency Number: 52500

Budget Support - Detail Revenues and Expenditures

Cross Reference Number: 52500-000-00-00-000000

2019-21 Biennium

Higher Education Coordinating Commission

Description	2015-17 Actuals	2017-19 Leg Adopted Budget	2017-19 Leg Approved Budget	2019-21 Agency Request Budget	2019-21 Governor's Budget	2019-21 Leg. Adopted Audit
TOTAL AUTHORIZED POSITIONS	142	124	134	173	136	-
AUTHORIZED FTE						
8250 Class/Unclass FTE Positions	123.63	116.15	120.28	161.57	126.83	-
8280 FTE Reconciliation	-	0.05	0.05	-	(1.58)	-
TOTAL AUTHORIZED FTE	123.63	116.20	120.33	161.57	125.25	-

Higher Education Coordinating Commission

Agency Number: 52500

Budget Support - Detail Revenues and Expenditures
 2019-21 Biennium
 HECC Operations

Cross Reference Number: 52500-101-00-00-00000

Description	2015-17 Actuals	2017-19 Leg Adopted Budget	2017-19 Leg Approved Budget	2019-21 Agency Request Budget	2019-21 Governor's Budget	2019-21 Leg. Adopted Audit
BEGINNING BALANCE						
0025 Beginning Balance						
3200 Other Funds Non-Ltd	933,445	600,000	600,000	-	-	-
3400 Other Funds Ltd	1,594,935	1,424,589	1,424,589	631,161	631,161	-
All Funds	2,528,380	2,024,589	2,024,589	631,161	631,161	-
0030 Beginning Balance Adjustment						
3200 Other Funds Non-Ltd	(470,378)	-	-	-	-	-
BEGINNING BALANCE						
3200 Other Funds Non-Ltd	463,067	600,000	600,000	-	-	-
3400 Other Funds Ltd	1,594,935	1,424,589	1,424,589	631,161	631,161	-
TOTAL BEGINNING BALANCE	\$2,058,002	\$2,024,589	\$2,024,589	\$631,161	\$631,161	-
REVENUE CATEGORIES						
GENERAL FUND APPROPRIATION						
0050 General Fund Appropriation						
8000 General Fund	-	22,482,818	23,535,661	77,290,027	24,291,852	-
LICENSES AND FEES						
0210 Non-business Lic. and Fees						
3400 Other Funds Ltd	-	792,695	792,695	693,750	693,750	-
CHARGES FOR SERVICES						
0410 Charges for Services						
3400 Other Funds Ltd	-	2,313,367	2,313,367	2,313,367	2,313,367	-
0415 Admin and Service Charges						
3400 Other Funds Ltd	-	1,356,021	1,356,021	1,356,021	1,356,021	-

Higher Education Coordinating Commission

Agency Number: 52500

Budget Support - Detail Revenues and Expenditures
 2019-21 Biennium
 HECC Operations

Cross Reference Number: 52500-101-00-00-00000

Description	2015-17 Actuals	2017-19 Leg Adopted Budget	2017-19 Leg Approved Budget	2019-21 Agency Request Budget	2019-21 Governor's Budget	2019-21 Leg. Adopted Audit
CHARGES FOR SERVICES						
3400 Other Funds Ltd	-	3,669,388	3,669,388	3,669,388	3,669,388	-
TOTAL CHARGES FOR SERVICES	-	\$3,669,388	\$3,669,388	\$3,669,388	\$3,669,388	-
BOND SALES						
0555 General Fund Obligation Bonds						
3400 Other Funds Ltd	-	-	-	6,270,000	3,323,009	-
0565 Lottery Bonds						
3400 Other Funds Ltd	-	-	-	-	127,921	-
BOND SALES						
3400 Other Funds Ltd	-	-	-	6,270,000	3,450,930	-
TOTAL BOND SALES	-	-	-	\$6,270,000	\$3,450,930	-
INTEREST EARNINGS						
0605 Interest Income						
3400 Other Funds Ltd	-	11,000	11,000	-	-	-
DONATIONS AND CONTRIBUTIONS						
0905 Donations						
3400 Other Funds Ltd	-	360,000	360,000	360,000	360,000	-
OTHER						
0975 Other Revenues						
3200 Other Funds Non-Ltd	-	106,000	106,000	206,000	206,000	-
3400 Other Funds Ltd	-	1,779,444	3,312,645	3,198,781	2,799,016	-
All Funds	-	1,885,444	3,418,645	3,404,781	3,005,016	-
FEDERAL FUNDS REVENUE						

Higher Education Coordinating Commission

Agency Number: 52500

Budget Support - Detail Revenues and Expenditures
 2019-21 Biennium
 HECC Operations

Cross Reference Number: 52500-101-00-00-00000

Description	2015-17 Actuals	2017-19 Leg Adopted Budget	2017-19 Leg Approved Budget	2019-21 Agency Request Budget	2019-21 Governor's Budget	2019-21 Leg. Adopted Audit
0995 Federal Funds						
6400 Federal Funds Ltd	-	14,875,631	18,990,919	24,292,039	23,032,789	-
TRANSFERS IN						
1010 Transfer In - Intrafund						
3400 Other Funds Ltd	-	7,097,403	7,097,403	-	-	-
1150 Tsfr From Revenue, Dept of						
3400 Other Funds Ltd	-	2,000,000	2,000,000	2,057,810	2,057,810	-
1250 Tsfr From Marine Bd, Or State						
3400 Other Funds Ltd	-	106,811	106,811	-	-	-
1581 Tsfr From Education, Dept of						
3400 Other Funds Ltd	-	1,634,590	1,634,590	1,634,590	10,634,590	-
TRANSFERS IN						
3400 Other Funds Ltd	-	10,838,804	10,838,804	3,692,400	12,692,400	-
TOTAL TRANSFERS IN	-	\$10,838,804	\$10,838,804	\$3,692,400	\$12,692,400	-
REVENUE CATEGORIES						
8000 General Fund	-	22,482,818	23,535,661	77,290,027	24,291,852	-
3200 Other Funds Non-Ltd	-	106,000	106,000	206,000	206,000	-
3400 Other Funds Ltd	-	17,451,331	18,984,532	17,884,319	23,665,484	-
6400 Federal Funds Ltd	-	14,875,631	18,990,919	24,292,039	23,032,789	-
TOTAL REVENUE CATEGORIES	-	\$54,915,780	\$61,617,112	\$119,672,385	\$71,196,125	-
TRANSFERS OUT						
2010 Transfer Out - Intrafund						
3400 Other Funds Ltd	-	(153,712)	(153,712)	-	-	-

Higher Education Coordinating Commission

Agency Number: 52500

Budget Support - Detail Revenues and Expenditures

Cross Reference Number: 52500-101-00-00-00000

2019-21 Biennium
HECC Operations

Description	2015-17 Actuals	2017-19 Leg Adopted Budget	2017-19 Leg Approved Budget	2019-21 Agency Request Budget	2019-21 Governor's Budget	2019-21 Leg. Adopted Audit
2121 Tstr To Governor, Office of the						
6400 Federal Funds Ltd	-	(270,000)	(270,000)	(270,000)	(270,000)	-
TRANSFERS OUT						
3400 Other Funds Ltd	-	(153,712)	(153,712)	-	-	-
6400 Federal Funds Ltd	-	(270,000)	(270,000)	(270,000)	(270,000)	-
TOTAL TRANSFERS OUT	-	(\$423,712)	(\$423,712)	(\$270,000)	(\$270,000)	-
AVAILABLE REVENUES						
8000 General Fund	-	22,482,818	23,535,661	77,290,027	24,291,852	-
3200 Other Funds Non-Ltd	463,067	706,000	706,000	206,000	206,000	-
3400 Other Funds Ltd	1,594,935	18,722,208	20,255,409	18,515,480	24,296,645	-
6400 Federal Funds Ltd	-	14,605,631	18,720,919	24,022,039	22,762,789	-
TOTAL AVAILABLE REVENUES	\$2,058,002	\$56,516,657	\$63,217,989	\$120,033,546	\$71,557,286	-
EXPENDITURES						
PERSONAL SERVICES						
SALARIES & WAGES						
3110 Class/Unclass Sal. and Per Diem						
8000 General Fund	-	8,296,756	9,143,013	13,102,366	9,915,125	-
3400 Other Funds Ltd	-	3,781,732	4,037,761	4,268,174	4,048,766	-
6400 Federal Funds Ltd	-	5,301,956	5,827,921	6,879,117	6,178,481	-
All Funds	-	17,380,444	19,008,695	24,249,657	20,142,372	-
3160 Temporary Appointments						
8000 General Fund	-	97,269	97,269	100,966	100,966	-
3400 Other Funds Ltd	-	111,988	111,988	116,243	116,243	-

Higher Education Coordinating Commission

Agency Number: 52500

Budget Support - Detail Revenues and Expenditures
 2019-21 Biennium
 HECC Operations

Cross Reference Number: 52500-101-00-00-00000

Description	2015-17 Actuals	2017-19 Leg Adopted Budget	2017-19 Leg Approved Budget	2019-21 Agency Request Budget	2019-21 Governor's Budget	2019-21 Leg. Adopted Audit
6400 Federal Funds Ltd	-	17,866	17,866	18,545	18,545	-
All Funds	-	227,123	227,123	235,754	235,754	-
3170 Overtime Payments						
8000 General Fund	-	645	645	669	669	-
3400 Other Funds Ltd	-	2,327	2,327	2,414	2,414	-
6400 Federal Funds Ltd	-	2,666	2,666	2,767	2,767	-
All Funds	-	5,638	5,638	5,850	5,850	-
3190 All Other Differential						
8000 General Fund	-	36,509	36,509	37,895	37,895	-
3400 Other Funds Ltd	-	12,891	12,891	13,382	13,382	-
All Funds	-	49,400	49,400	51,277	51,277	-
SALARIES & WAGES						
8000 General Fund	-	8,431,179	9,277,436	13,241,896	10,054,655	-
3400 Other Funds Ltd	-	3,908,938	4,164,967	4,400,213	4,180,805	-
6400 Federal Funds Ltd	-	5,322,488	5,848,453	6,900,429	6,199,793	-
TOTAL SALARIES & WAGES	-	\$17,662,605	\$19,290,856	\$24,542,538	\$20,435,253	-
OTHER PAYROLL EXPENSES						
3210 Empl. Rel. Bd. Assessments						
8000 General Fund	-	3,251	3,251	5,845	4,070	-
3400 Other Funds Ltd	-	1,667	1,667	1,880	1,765	-
6400 Federal Funds Ltd	-	1,917	1,917	2,583	2,215	-
All Funds	-	6,835	6,835	10,308	8,050	-
3220 Public Employees' Retire Cont						

Higher Education Coordinating Commission

Agency Number: 52500

Budget Support - Detail Revenues and Expenditures
 2019-21 Biennium
 HECC Operations

Cross Reference Number: 52500-101-00-00-000000

Description	2015-17 Actuals	2017-19 Leg Adopted Budget	2017-19 Leg Approved Budget	2019-21 Agency Request Budget	2019-21 Governor's Budget	2019-21 Leg. Adopted Audit
8000 General Fund	-	1,300,828	1,313,274	2,228,292	1,687,421	-
3400 Other Funds Ltd	-	564,376	568,104	725,765	688,535	-
6400 Federal Funds Ltd	-	800,034	806,176	1,143,425	1,024,525	-
All Funds	-	2,665,238	2,687,554	4,097,482	3,400,481	-
3221 Pension Obligation Bond						
8000 General Fund	-	511,798	473,459	527,854	527,854	-
3400 Other Funds Ltd	-	208,314	215,708	223,824	223,824	-
6400 Federal Funds Ltd	-	308,207	301,363	345,274	345,274	-
All Funds	-	1,028,319	990,530	1,096,952	1,096,952	-
3230 Social Security Taxes						
8000 General Fund	-	640,966	640,966	1,007,863	764,041	-
3400 Other Funds Ltd	-	298,649	298,649	334,793	318,006	-
6400 Federal Funds Ltd	-	406,701	406,701	523,668	470,069	-
All Funds	-	1,346,316	1,346,316	1,866,324	1,552,116	-
3250 Worker's Comp. Assess. (WCD)						
8000 General Fund	-	4,144	4,144	5,711	4,030	-
3400 Other Funds Ltd	-	2,048	2,048	1,819	1,707	-
6400 Federal Funds Ltd	-	2,358	2,358	2,504	2,154	-
All Funds	-	8,550	8,550	10,034	7,891	-
3260 Mass Transit Tax						
8000 General Fund	-	53,111	53,111	78,508	58,587	-
3400 Other Funds Ltd	-	22,209	22,209	26,139	23,767	-
All Funds	-	75,320	75,320	104,647	82,354	-

Higher Education Coordinating Commission

Agency Number: 52500

Budget Support - Detail Revenues and Expenditures
 2019-21 Biennium
 HECC Operations

Cross Reference Number: 52500-101-00-00-00000

Description	2015-17 Actuals	2017-19 Leg Adopted Budget	2017-19 Leg Approved Budget	2019-21 Agency Request Budget	2019-21 Governor's Budget	2019-21 Leg. Adopted Audit
3270 Flexible Benefits						
8000 General Fund	-	1,971,759	2,044,866	3,385,396	2,379,487	-
3400 Other Funds Ltd	-	954,085	989,461	1,051,642	990,498	-
6400 Federal Funds Ltd	-	1,138,371	1,180,577	1,509,058	1,309,487	-
All Funds	-	4,064,215	4,214,904	5,946,096	4,679,472	-
OTHER PAYROLL EXPENSES						
8000 General Fund	-	4,485,857	4,533,071	7,239,469	5,425,490	-
3400 Other Funds Ltd	-	2,051,348	2,097,846	2,365,862	2,248,102	-
6400 Federal Funds Ltd	-	2,657,588	2,699,092	3,526,512	3,153,724	-
TOTAL OTHER PAYROLL EXPENSES	-	\$9,194,793	\$9,330,009	\$13,131,843	\$10,827,316	-
P.S. BUDGET ADJUSTMENTS						
3455 Vacancy Savings						
8000 General Fund	-	(436,681)	(436,681)	(164,363)	(300,226)	-
3400 Other Funds Ltd	-	(191,178)	(191,178)	(27,425)	(27,425)	-
6400 Federal Funds Ltd	-	(266,417)	(266,417)	(60,996)	(60,996)	-
All Funds	-	(894,276)	(894,276)	(252,784)	(388,647)	-
3465 Reconciliation Adjustment						
8000 General Fund	-	(5,609)	(5,609)	-	(231,810)	-
3400 Other Funds Ltd	-	21,288	21,288	-	(1,724)	-
6400 Federal Funds Ltd	-	(181,103)	(181,103)	-	(19,870)	-
All Funds	-	(165,424)	(165,424)	-	(253,404)	-
P.S. BUDGET ADJUSTMENTS						
8000 General Fund	-	(442,290)	(442,290)	(164,363)	(532,036)	-

Higher Education Coordinating Commission

Agency Number: 52500

Budget Support - Detail Revenues and Expenditures
 2019-21 Biennium
 HECC Operations

Cross Reference Number: 52500-101-00-00-00000

Description	2015-17 Actuals	2017-19 Leg Adopted Budget	2017-19 Leg Approved Budget	2019-21 Agency Request Budget	2019-21 Governor's Budget	2019-21 Leg. Adopted Audit
3400 Other Funds Ltd	-	(169,890)	(169,890)	(27,425)	(29,149)	-
6400 Federal Funds Ltd	-	(447,520)	(447,520)	(60,996)	(80,866)	-
TOTAL P.S. BUDGET ADJUSTMENTS	-	(\$1,059,700)	(\$1,059,700)	(\$252,784)	(\$642,051)	-
PERSONAL SERVICES						
8000 General Fund	-	12,474,746	13,368,217	20,317,002	14,948,109	-
3400 Other Funds Ltd	-	5,790,396	6,092,923	6,738,650	6,399,758	-
6400 Federal Funds Ltd	-	7,532,556	8,100,025	10,365,945	9,272,651	-
TOTAL PERSONAL SERVICES	-	\$25,797,698	\$27,561,165	\$37,421,597	\$30,620,518	-
SERVICES & SUPPLIES						
4100 Instate Travel						
8000 General Fund	-	153,120	156,021	198,696	154,463	-
3400 Other Funds Ltd	-	165,346	167,238	174,386	172,554	-
6400 Federal Funds Ltd	-	88,781	89,791	96,909	94,488	-
All Funds	-	407,247	413,050	469,991	421,505	-
4125 Out of State Travel						
8000 General Fund	-	31,003	36,973	67,442	67,442	-
3400 Other Funds Ltd	-	62,182	62,182	64,546	64,546	-
6400 Federal Funds Ltd	-	126,752	134,972	140,100	140,100	-
All Funds	-	219,937	234,127	272,088	272,088	-
4150 Employee Training						
8000 General Fund	-	143,729	148,776	254,434	168,412	-
3400 Other Funds Ltd	-	51,376	51,376	57,472	47,935	-
6400 Federal Funds Ltd	-	38,977	44,024	65,356	50,873	-

Higher Education Coordinating Commission

Agency Number: 52500

Budget Support - Detail Revenues and Expenditures
 2019-21 Biennium
 HECC Operations

Cross Reference Number: 52500-101-00-00-00000

Description	2015-17 Actuals	2017-19 Leg Adopted Budget	2017-19 Leg Approved Budget	2019-21 Agency Request Budget	2019-21 Governor's Budget	2019-21 Leg. Adopted Audit
All Funds	-	234,082	244,176	377,262	267,220	-
4175 Office Expenses						
8000 General Fund	-	159,500	171,141	242,404	182,801	-
3400 Other Funds Ltd	-	180,846	184,631	195,998	188,678	-
6400 Federal Funds Ltd	-	76,302	82,658	97,862	86,342	-
All Funds	-	416,648	438,430	536,264	457,821	-
4200 Telecommunications						
8000 General Fund	-	152,757	158,365	219,478	170,870	-
3400 Other Funds Ltd	-	66,780	66,780	73,369	67,118	-
6400 Federal Funds Ltd	-	83,418	89,027	102,775	91,775	-
All Funds	-	302,955	314,172	395,622	329,763	-
4225 State Gov. Service Charges						
8000 General Fund	-	457,643	457,643	997,877	1,030,473	-
3400 Other Funds Ltd	-	347,392	347,392	757,376	769,038	-
6400 Federal Funds Ltd	-	564,175	564,175	1,229,974	1,243,343	-
All Funds	-	1,369,210	1,369,210	2,985,227	3,042,854	-
4250 Data Processing						
8000 General Fund	-	26,907	28,404	51,233	32,160	-
3400 Other Funds Ltd	-	30,505	30,505	33,069	30,680	-
6400 Federal Funds Ltd	-	2,207	4,203	9,300	5,956	-
All Funds	-	59,619	63,112	93,602	68,796	-
4275 Publicity and Publications						
8000 General Fund	-	46,459	48,948	50,813	38,746	-

Higher Education Coordinating Commission

Agency Number: 52500

Budget Support - Detail Revenues and Expenditures

Cross Reference Number: 52500-101-00-00-00000

2019-21 Biennium

HECC Operations

Description	2015-17 Actuals	2017-19 Leg Adopted Budget	2017-19 Leg Approved Budget	2019-21 Agency Request Budget	2019-21 Governor's Budget	2019-21 Leg. Adopted Audit
3400 Other Funds Ltd	-	73,961	75,853	79,275	77,965	-
6400 Federal Funds Ltd	-	16,826	20,682	24,040	22,264	-
All Funds	-	137,246	145,483	154,128	138,975	-
4300 Professional Services						
8000 General Fund	-	3,230,884	3,230,884	3,621,872	3,371,872	-
3400 Other Funds Ltd	-	1,522,733	1,522,733	1,605,134	1,605,134	-
6400 Federal Funds Ltd	-	4,380,135	4,390,735	4,349,685	4,349,685	-
All Funds	-	9,133,752	9,144,352	9,576,691	9,326,691	-
4315 IT Professional Services						
8000 General Fund	-	212,071	212,071	400,978	220,978	-
3400 Other Funds Ltd	-	149,410	149,410	155,685	155,685	-
6400 Federal Funds Ltd	-	216,737	216,737	225,840	225,840	-
All Funds	-	578,218	578,218	782,503	602,503	-
4325 Attorney General						
8000 General Fund	-	78,903	83,278	100,050	94,097	-
3400 Other Funds Ltd	-	27,671	27,671	33,258	31,279	-
6400 Federal Funds Ltd	-	20,305	24,680	29,651	26,326	-
All Funds	-	126,879	135,629	162,959	151,702	-
4375 Employee Recruitment and Develop						
8000 General Fund	-	15,914	16,661	29,081	18,918	-
3400 Other Funds Ltd	-	4,988	4,988	5,706	4,565	-
6400 Federal Funds Ltd	-	1,852	2,599	4,835	3,022	-
All Funds	-	22,754	24,248	39,622	26,505	-

Higher Education Coordinating Commission

Agency Number: 52500

Budget Support - Detail Revenues and Expenditures
 2019-21 Biennium
 HECC Operations

Cross Reference Number: 52500-101-00-00-000000

Description	2015-17 Actuals	2017-19 Leg Adopted Budget	2017-19 Leg Approved Budget	2019-21 Agency Request Budget	2019-21 Governor's Budget	2019-21 Leg. Adopted Audit
4400 Dues and Subscriptions						
8000 General Fund	-	449,696	450,443	481,626	469,559	-
3400 Other Funds Ltd	-	23,107	23,107	24,525	23,215	-
6400 Federal Funds Ltd	-	34,854	35,601	39,524	37,723	-
All Funds	-	507,657	509,151	545,675	530,497	-
4425 Facilities Rental and Taxes						
8000 General Fund	-	309,733	332,688	345,330	345,330	-
3400 Other Funds Ltd	-	323,372	327,157	339,589	339,589	-
6400 Federal Funds Ltd	-	206,739	221,167	229,571	213,897	-
All Funds	-	839,844	881,012	914,490	898,816	-
4575 Agency Program Related S and S						
8000 General Fund	-	10,391	10,391	10,787	10,787	-
3200 Other Funds Non-Ltd	-	206,000	206,000	206,000	206,000	-
3400 Other Funds Ltd	-	123,352	123,352	128,039	155,681	-
6400 Federal Funds Ltd	-	42,793	42,793	44,419	15,542	-
All Funds	-	382,536	382,536	389,245	388,010	-
4625 Other COP Costs						
3400 Other Funds Ltd	-	6,831,534	6,831,534	-	-	-
4650 Other Services and Supplies						
8000 General Fund	-	18,689	443,934	498,802	236,551	-
3400 Other Funds Ltd	-	240,315	1,459,636	6,520,013	3,675,561	-
6400 Federal Funds Ltd	-	946	204,587	224,033	162,190	-
All Funds	-	259,950	2,108,157	7,242,848	4,074,302	-

Higher Education Coordinating Commission

Agency Number: 52500

Budget Support - Detail Revenues and Expenditures
 2019-21 Biennium
 HECC Operations

Cross Reference Number: 52500-101-00-00-000000

Description	2015-17 Actuals	2017-19 Leg Adopted Budget	2017-19 Leg Approved Budget	2019-21 Agency Request Budget	2019-21 Governor's Budget	2019-21 Leg. Adopted Audit
4700 Expendable Prop 250 - 5000						
8000 General Fund	-	124,942	155,092	232,559	170,721	-
3400 Other Funds Ltd	-	76,359	76,359	82,633	75,594	-
6400 Federal Funds Ltd	-	16,505	16,505	30,656	9,208	-
All Funds	-	217,806	247,956	345,848	255,523	-
4715 IT Expendable Property						
8000 General Fund	-	63,643	63,643	56,061	56,061	-
3400 Other Funds Ltd	-	73,394	73,394	76,183	76,183	-
6400 Federal Funds Ltd	-	24,502	24,502	23,416	23,416	-
All Funds	-	161,539	161,539	155,660	155,660	-
SERVICES & SUPPLIES						
8000 General Fund	-	5,685,984	6,205,356	7,859,523	6,840,241	-
3200 Other Funds Non-Ltd	-	206,000	206,000	206,000	206,000	-
3400 Other Funds Ltd	-	10,374,623	11,605,298	10,406,256	7,561,000	-
6400 Federal Funds Ltd	-	5,942,806	6,209,438	6,967,946	6,801,990	-
TOTAL SERVICES & SUPPLIES	-	\$22,209,413	\$24,226,092	\$25,439,725	\$21,409,231	-
CAPITAL OUTLAY						
5550 Data Processing Software	-	-	-	14,500,000	-	-
8000 General Fund	-	-	-	-	-	-
SPECIAL PAYMENTS						
6020 Dist to Counties	-	65,135	65,135	-	-	-
3400 Other Funds Ltd	-	-	-	-	-	-
6025 Dist to Other Gov Unit	-	-	-	-	-	-

Higher Education Coordinating Commission

Agency Number: 52500

Budget Support - Detail Revenues and Expenditures
 2019-21 Biennium
 HECC Operations

Cross Reference Number: 52500-101-00-00-000000

Description	2015-17 Actuals	2017-19 Leg Adopted Budget	2017-19 Leg Approved Budget	2019-21 Agency Request Budget	2019-21 Governor's Budget	2019-21 Leg. Adopted Audit
3400 Other Funds Ltd	-	96,652	96,652	-	-	-
6400 Federal Funds Ltd	-	882,536	882,536	-	-	-
All Funds	-	979,188	979,188	-	-	-
6030 Dist to Non-Gov Units						
8000 General Fund	-	2,067,247	2,067,247	1,782,502	1,782,502	-
3400 Other Funds Ltd	-	964,016	964,016	-	-	-
6400 Federal Funds Ltd	-	247,733	2,708,623	5,015,294	5,015,294	-
All Funds	-	3,278,996	5,739,886	6,797,796	6,797,796	-
6035 Dist to Individuals						
8000 General Fund	-	-	-	7,000,000	-	-
6040 Dist to Local School Districts						
8000 General Fund	-	533,841	533,841	1,100,000	-	-
3400 Other Funds Ltd	-	766,397	766,397	-	-	-
All Funds	-	1,300,238	1,300,238	1,100,000	-	-
6045 Dist to Comm College Districts						
8000 General Fund	-	500,000	320,000	12,255,000	-	-
3400 Other Funds Ltd	-	33,827	33,827	-	-	-
All Funds	-	533,827	353,827	12,255,000	-	-
6048 Spc Pmt to Public Universities						
8000 General Fund	-	500,000	320,000	10,105,000	-	-
6050 Dist to Non-Profit Organizations						
8000 General Fund	-	-	-	1,650,000	-	-
6400 Federal Funds Ltd	-	-	820,297	1,672,854	1,672,854	-

Higher Education Coordinating Commission

Agency Number: 52500

Budget Support - Detail Revenues and Expenditures
 2019-21 Biennium
 HECC Operations

Cross Reference Number: 52500-101-00-00-000000

Description	2015-17 Actuals	2017-19 Leg Adopted Budget	2017-19 Leg Approved Budget	2019-21 Agency Request Budget	2019-21 Governor's Budget	2019-21 Leg. Adopted Audit
All Funds	-	-	820,297	3,322,854	1,672,854	-
6085 Other Special Payments						
3400 Other Funds Ltd	-	-	-	-	9,000,000	-
6581 Spc Pmt to Education, Dept of						
8000 General Fund	-	721,000	721,000	721,000	721,000	-
SPECIAL PAYMENTS						
8000 General Fund	-	4,322,088	3,962,088	34,613,502	2,503,502	-
3400 Other Funds Ltd	-	1,926,027	1,926,027	-	9,000,000	-
6400 Federal Funds Ltd	-	1,130,269	4,411,456	6,688,148	6,688,148	-
TOTAL SPECIAL PAYMENTS	-	\$7,378,384	\$10,299,571	\$41,301,650	\$18,191,650	-
EXPENDITURES						
8000 General Fund	-	22,482,818	23,535,661	77,290,027	24,291,852	-
3200 Other Funds Non-Ltd	-	206,000	206,000	206,000	206,000	-
3400 Other Funds Ltd	-	18,091,046	19,624,248	17,144,906	22,960,758	-
6400 Federal Funds Ltd	-	14,605,631	18,720,919	24,022,039	22,762,789	-
TOTAL EXPENDITURES	-	\$55,385,495	\$62,086,828	\$118,662,972	\$70,221,399	-
ENDING BALANCE						
3200 Other Funds Non-Ltd	463,067	500,000	500,000	-	-	-
3400 Other Funds Ltd	1,594,935	631,162	631,161	1,370,574	1,335,887	-
TOTAL ENDING BALANCE	\$2,058,002	\$1,131,162	\$1,131,161	\$1,370,574	\$1,335,887	-
AUTHORIZED POSITIONS						
8150 Class/Unclass Positions	-	124	134	173	137	-
8180 Position Reconciliation	-	-	-	-	(1)	-

Higher Education Coordinating Commission

Agency Number: 52500

Budget Support - Detail Revenues and Expenditures
 2019-21 Biennium
 HECC Operations

Cross Reference Number: 52500-101-00-00-00000

Description	2015-17 Actuals	2017-19 Leg Adopted Budget	2017-19 Leg Approved Budget	2019-21 Agency Request Budget	2019-21 Governor's Budget	2019-21 Leg. Adopted Audit
TOTAL AUTHORIZED POSITIONS	-	124	134	173	136	-
AUTHORIZED FTE						
8250 Class/Unclass FTE Positions	-	116.15	120.28	161.57	126.83	-
8280 FTE Reconciliation	-	0.05	0.05	-	(1.58)	-
TOTAL AUTHORIZED FTE	-	116.20	120.33	161.57	125.25	-

Higher Education Coordinating Commission

Agency Number: 52500

Budget Support - Detail Revenues and Expenditures
 2019-21 Biennium
 Support to Community Colleges

Cross Reference Number: 52500-102-00-00-00000

Description	2015-17 Actuals	2017-19 Leg Adopted Budget	2017-19 Leg Approved Budget	2019-21 Agency Request Budget	2019-21 Governor's Budget	2019-21 Leg. Adopted Audit
REVENUE CATEGORIES						
GENERAL FUND APPROPRIATION						
0050 General Fund Appropriation						
8000 General Fund	-	573,940,185	573,940,185	786,954,190	546,816,232	-
OTHER						
0975 Other Revenues						
3400 Other Funds Ltd	-	150	150	10,350	10,350	-
TRANSFERS IN						
1150 Tsfr From Revenue, Dept of						
3400 Other Funds Ltd	-	45,660	45,660	35,460	35,460	-
REVENUE CATEGORIES						
8000 General Fund	-	573,940,185	573,940,185	786,954,190	546,816,232	-
3400 Other Funds Ltd	-	45,810	45,810	45,810	45,810	-
TOTAL REVENUE CATEGORIES	-	\$573,985,995	\$573,985,995	\$787,000,000	\$546,862,042	-
AVAILABLE REVENUES						
8000 General Fund	-	573,940,185	573,940,185	786,954,190	546,816,232	-
3400 Other Funds Ltd	-	45,810	45,810	45,810	45,810	-
TOTAL AVAILABLE REVENUES	-	\$573,985,995	\$573,985,995	\$787,000,000	\$546,862,042	-
EXPENDITURES						
SPECIAL PAYMENTS						
6040 Dist to Local School Districts						
8000 General Fund	-	1,317,030	1,317,030	1,367,077	1,367,077	-
6045 Dist to Comm College Districts						

Higher Education Coordinating Commission

Agency Number: 52500

Budget Support - Detail Revenues and Expenditures
 2019-21 Biennium
 Support to Community Colleges

Cross Reference Number: 52500-102-00-00-000000

Description	2015-17 Actuals	2017-19 Leg Adopted Budget	2017-19 Leg Approved Budget	2019-21 Agency Request Budget	2019-21 Governor's Budget	2019-21 Leg. Adopted Audit
8000 General Fund	-	572,623,155	572,623,155	785,587,113	545,449,155	-
3400 Other Funds Ltd	-	45,810	45,810	45,810	45,810	-
All Funds	-	572,668,965	572,668,965	785,632,923	545,494,965	-
SPECIAL PAYMENTS						
8000 General Fund	-	573,940,185	573,940,185	786,954,190	546,816,232	-
3400 Other Funds Ltd	-	45,810	45,810	45,810	45,810	-
TOTAL SPECIAL PAYMENTS	-	\$573,985,995	\$573,985,995	\$787,000,000	\$546,862,042	-

Higher Education Coordinating Commission

Agency Number: 52500

Budget Support - Detail Revenues and Expenditures
 2019-21 Biennium
 Public University Ops & Student Support

Cross Reference Number: 52500-103-00-00-000000

Description	2015-17 Actuals	2017-19 Leg Adopted Budget	2017-19 Leg Approved Budget	2019-21 Agency Request Budget	2019-21 Governor's Budget	2019-21 Leg. Adopted Audit
REVENUE CATEGORIES						
GENERAL FUND APPROPRIATION						
0050 General Fund Appropriation	-	736,898,583	736,898,583	923,000,000	736,898,583	-
8000 General Fund	-	736,898,583	736,898,583	923,000,000	736,898,583	-
AVAILABLE REVENUES	-	\$736,898,583	\$736,898,583	\$923,000,000	\$736,898,583	-
TOTAL AVAILABLE REVENUES	-	\$736,898,583	\$736,898,583	\$923,000,000	\$736,898,583	-
EXPENDITURES						
SPECIAL PAYMENTS						
6048 Spc Pmt to Public Universities	-	43,577,865	43,577,865	191,546,642	45,974,648	-
8000 General Fund	-	43,577,865	43,577,865	191,546,642	45,974,648	-
6085 Other Special Payments	-	693,320,718	693,320,718	731,453,358	690,923,935	-
8000 General Fund	-	693,320,718	693,320,718	731,453,358	690,923,935	-
SPECIAL PAYMENTS	-	\$736,898,583	\$736,898,583	\$923,000,000	\$736,898,583	-
8000 General Fund	-	736,898,583	736,898,583	923,000,000	736,898,583	-
TOTAL SPECIAL PAYMENTS	-	\$736,898,583	\$736,898,583	\$923,000,000	\$736,898,583	-

Higher Education Coordinating Commission

Agency Number: 52500

Budget Support - Detail Revenues and Expenditures
 2019-21 Biennium
 Public University State Programs

Cross Reference Number: 52500-104-00-00-00000

Description	2015-17 Actuals	2017-19 Leg Adopted Budget	2017-19 Leg Approved Budget	2019-21 Agency Request Budget	2019-21 Governor's Budget	2019-21 Leg. Adopted Audit
BEGINNING BALANCE						
0025 Beginning Balance						
3200 Other Funds Non-Ltd	-	-	30,975,977	-	-	-
REVENUE CATEGORIES						
GENERAL FUND APPROPRIATION						
0050 General Fund Appropriation						
8000 General Fund	-	42,956,110	46,206,110	45,411,063	14,819,491	-
AVAILABLE REVENUES						
8000 General Fund	-	42,956,110	46,206,110	45,411,063	14,819,491	-
3200 Other Funds Non-Ltd	-	-	30,975,977	-	-	-
TOTAL AVAILABLE REVENUES	-	\$42,956,110	\$77,182,087	\$45,411,063	\$14,819,491	
EXPENDITURES						
SPECIAL PAYMENTS						
6048 Spc Pmt to Public Universities						
8000 General Fund	-	3,424,096	6,674,096	3,704,788	932,721	-
3200 Other Funds Non-Ltd	-	-	30,975,977	-	-	-
All Funds	-	3,424,096	37,650,073	3,704,788	932,721	-
6085 Other Special Payments						
8000 General Fund	-	39,532,014	39,532,014	41,706,275	13,886,770	-
SPECIAL PAYMENTS						
8000 General Fund	-	42,956,110	46,206,110	45,411,063	14,819,491	-
3200 Other Funds Non-Ltd	-	-	30,975,977	-	-	-
TOTAL SPECIAL PAYMENTS	-	\$42,956,110	\$77,182,087	\$45,411,063	\$14,819,491	

Higher Education Coordinating Commission

Agency Number: 52500

Budget Support - Detail Revenues and Expenditures
 2019-21 Biennium
 Agriculture Experiment Station

Cross Reference Number: 52500-105-00-00-000000

Description	2015-17 Actuals	2017-19 Leg Adopted Budget	2017-19 Leg Approved Budget	2019-21 Agency Request Budget	2019-21 Governor's Budget	2019-21 Leg. Adopted Audit
REVENUE CATEGORIES						
GENERAL FUND APPROPRIATION						
0050 General Fund Appropriation						
8000 General Fund	-	66,468,861	66,468,861	69,723,749	66,088,861	-
AVAILABLE REVENUES						
8000 General Fund	-	66,468,861	66,468,861	69,723,749	66,088,861	-
TOTAL AVAILABLE REVENUES	-	\$66,468,861	\$66,468,861	\$69,723,749	\$66,088,861	-
EXPENDITURES						
SPECIAL PAYMENTS						
6048 Spc Pmt to Public Universities						
8000 General Fund	-	702,901	702,901	340,661	340,661	-
6085 Other Special Payments						
8000 General Fund	-	65,765,960	65,765,960	69,383,088	65,748,200	-
SPECIAL PAYMENTS						
8000 General Fund	-	66,468,861	66,468,861	69,723,749	66,088,861	-
TOTAL SPECIAL PAYMENTS	-	\$66,468,861	\$66,468,861	\$69,723,749	\$66,088,861	-

Higher Education Coordinating Commission

Agency Number: 52500

Budget Support - Detail Revenues and Expenditures
 2019-21 Biennium
 Extension Service

Cross Reference Number: 52500-106-00-00-00000

Description	2015-17 Actuals	2017-19 Leg Adopted Budget	2017-19 Leg Approved Budget	2019-21 Agency Request Budget	2019-21 Governor's Budget	2019-21 Leg. Adopted Audit
REVENUE CATEGORIES						
GENERAL FUND APPROPRIATION						
0050 General Fund Appropriation						
8000 General Fund	-	47,717,403	47,717,403	57,907,709	47,717,403	-
TRANSFERS IN						
1107 Tsfr From Administrative Svcs						
4400 Lottery Funds Ltd	-	24,000,000	24,000,000	46,805,847	24,000,000	-
REVENUE CATEGORIES						
8000 General Fund	-	47,717,403	47,717,403	57,907,709	47,717,403	-
4400 Lottery Funds Ltd	-	24,000,000	24,000,000	46,805,847	24,000,000	-
TOTAL REVENUE CATEGORIES	-	\$71,717,403	\$71,717,403	\$104,713,556	\$71,717,403	-
AVAILABLE REVENUES						
8000 General Fund	-	47,717,403	47,717,403	57,907,709	47,717,403	-
4400 Lottery Funds Ltd	-	24,000,000	24,000,000	46,805,847	24,000,000	-
TOTAL AVAILABLE REVENUES	-	\$71,717,403	\$71,717,403	\$104,713,556	\$71,717,403	-
EXPENDITURES						
SPECIAL PAYMENTS						
6048 Spc Pmt to Public Universities						
8000 General Fund	-	233,140	233,140	7,811,812	245,963	-
4400 Lottery Funds Ltd	-	24,000,000	24,000,000	46,805,847	24,000,000	-
All Funds	-	24,233,140	24,233,140	54,617,659	24,245,963	-
6085 Other Special Payments						
8000 General Fund	-	47,484,263	47,484,263	50,095,897	47,471,440	-

Higher Education Coordinating Commission

Agency Number: 52500

Budget Support - Detail Revenues and Expenditures
 2019-21 Biennium
 Extension Service

Cross Reference Number: 52500-106-00-00-000000

Description	2015-17 Actuals	2017-19 Leg Adopted Budget	2017-19 Leg Approved Budget	2019-21 Agency Request Budget	2019-21 Governor's Budget	2019-21 Leg. Adopted Audit
SPECIAL PAYMENTS						
8000 General Fund	-	47,717,403	47,717,403	57,907,709	47,717,403	-
4400 Lottery Funds Ltd	-	24,000,000	24,000,000	46,805,847	24,000,000	-
TOTAL SPECIAL PAYMENTS	-	\$71,717,403	\$71,717,403	\$104,713,556	\$71,717,403	-

Higher Education Coordinating Commission

Agency Number: 52500

Budget Support - Detail Revenues and Expenditures
 2019-21 Biennium
 Forest Research Laboratory

Cross Reference Number: 52500-107-00-00-000000

Description	2015-17 Actuals	2017-19 Leg Adopted Budget	2017-19 Leg Approved Budget	2019-21 Agency Request Budget	2019-21 Governor's Budget	2019-21 Leg. Adopted Audit
REVENUE CATEGORIES						
GENERAL FUND APPROPRIATION						
0050 General Fund Appropriation	-	10,224,041	10,224,041	10,786,363	10,224,041	-
8000 General Fund	-	10,224,041	10,224,041	10,786,363	10,224,041	-
AVAILABLE REVENUES						
8000 General Fund	-	10,224,041	10,224,041	10,786,363	10,224,041	-
TOTAL AVAILABLE REVENUES	-	\$10,224,041	\$10,224,041	\$10,786,363	\$10,224,041	-
EXPENDITURES						
SPECIAL PAYMENTS						
6048 Spc Pmt to Public Universities	-	49,953	49,953	52,700	52,700	-
8000 General Fund	-	49,953	49,953	52,700	52,700	-
6085 Other Special Payments	-	10,174,088	10,174,088	10,733,663	10,171,341	-
8000 General Fund	-	10,174,088	10,174,088	10,733,663	10,171,341	-
SPECIAL PAYMENTS						
8000 General Fund	-	10,224,041	10,224,041	10,786,363	10,224,041	-
TOTAL SPECIAL PAYMENTS	-	\$10,224,041	\$10,224,041	\$10,786,363	\$10,224,041	-

Higher Education Coordinating Commission

Agency Number: 52500

Budget Support - Detail Revenues and Expenditures
 2019-21 Biennium
 OHSU Programs

Cross Reference Number: 52500-108-00-00-000000

Description	2015-17 Actuals	2017-19 Leg Adopted Budget	2017-19 Leg Approved Budget	2019-21 Agency Request Budget	2019-21 Governor's Budget	2019-21 Leg. Adopted Audit
REVENUE CATEGORIES						
GENERAL FUND APPROPRIATION						
0050 General Fund Appropriation	-	77,277,432	77,277,432	77,161,533	74,051,375	-
8000 General Fund	-	77,277,432	77,277,432	77,161,533	74,051,375	-
AVAILABLE REVENUES						
8000 General Fund	-	77,277,432	77,277,432	77,161,533	74,051,375	-
TOTAL AVAILABLE REVENUES	-	\$77,277,432	\$77,277,432	\$77,161,533	\$74,051,375	-
EXPENDITURES						
SPECIAL PAYMENTS						
6048 Spc Pmt to Public Universities	-	1,613,029	1,613,029	-	-	-
8000 General Fund	-	1,613,029	1,613,029	-	-	-
6085 Other Special Payments	-	75,664,403	75,664,403	77,161,533	74,051,375	-
8000 General Fund	-	75,664,403	75,664,403	77,161,533	74,051,375	-
SPECIAL PAYMENTS						
8000 General Fund	-	77,277,432	77,277,432	77,161,533	74,051,375	-
TOTAL SPECIAL PAYMENTS	-	\$77,277,432	\$77,277,432	\$77,161,533	\$74,051,375	-

Higher Education Coordinating Commission

Agency Number: 52500

Budget Support - Detail Revenues and Expenditures
 2019-21 Biennium
 Student Assistance

Cross Reference Number: 52500-109-00-00-00000

Description	2015-17 Actuals	2017-19 Leg Adopted Budget	2017-19 Leg Approved Budget	2019-21 Agency Request Budget	2019-21 Governor's Budget	2019-21 Leg. Adopted Audit
BEGINNING BALANCE						
0025 Beginning Balance						
4400 Lottery Funds Ltd	1,917,772	1,917,181	1,917,181	7,284,497	7,284,497	-
3400 Other Funds Ltd	6,783,192	2,712,493	2,712,493	1,390,696	1,390,696	-
All Funds	8,700,964	4,629,674	4,629,674	8,675,193	8,675,193	-
0030 Beginning Balance Adjustment						
4400 Lottery Funds Ltd	(592)	-	-	-	-	-
3400 Other Funds Ltd	(5,670,062)	-	-	-	-	-
All Funds	(5,670,654)	-	-	-	-	-
BEGINNING BALANCE						
4400 Lottery Funds Ltd	1,917,180	1,917,181	1,917,181	7,284,497	7,284,497	-
3400 Other Funds Ltd	1,113,130	2,712,493	2,712,493	1,390,696	1,390,696	-
TOTAL BEGINNING BALANCE	\$3,030,310	\$4,629,674	\$4,629,674	\$8,675,193	\$8,675,193	-
REVENUE CATEGORIES						
GENERAL FUND APPROPRIATION						
0050 General Fund Appropriation						
8000 General Fund	-	166,165,627	168,665,627	319,215,067	149,570,264	-
INTEREST EARNINGS						
0605 Interest Income						
3400 Other Funds Ltd	-	69,082	69,082	82,965	82,965	-
DONATIONS AND CONTRIBUTIONS						
0905 Donations						
3400 Other Funds Ltd	-	11,997,654	11,997,654	12,238,133	12,238,133	-

Higher Education Coordinating Commission

Agency Number: 52500

Budget Support - Detail Revenues and Expenditures
 2019-21 Biennium
 Student Assistance

Cross Reference Number: 52500-109-00-00-000000

Description	2015-17 Actuals	2017-19 Leg Adopted Budget	2017-19 Leg Approved Budget	2019-21 Agency Request Budget	2019-21 Governor's Budget	2019-21 Leg. Adopted Audit
0910 Grants (Non-Fed)						
3400 Other Funds Ltd	-	-	-	80,824	80,824	-
DONATIONS AND CONTRIBUTIONS						
3400 Other Funds Ltd	-	11,997,654	11,997,654	12,318,957	12,318,957	-
TOTAL DONATIONS AND CONTRIBUTIONS	-	\$11,997,654	\$11,997,654	\$12,318,957	\$12,318,957	-
OTHER						
0975 Other Revenues						
3400 Other Funds Ltd	-	26,000	26,000	169,337	169,337	-
8800 General Fund Revenue	-	48,549	48,549	123,947	123,947	-
All Funds	-	74,549	74,549	293,284	293,284	-
TRANSFERS IN						
1010 Transfer In - Intrafund						
3400 Other Funds Ltd	-	227,872	227,872	-	-	-
1100 Tsfr From Human Svcs, Dept of						
3400 Other Funds Ltd	-	1,928,000	1,928,000	1,928,000	1,481,272	-
1107 Tsfr From Administrative Svcs						
4400 Lottery Funds Ltd	-	21,808,752	26,113,584	49,339,297	30,688,018	-
TRANSFERS IN						
4400 Lottery Funds Ltd	-	21,808,752	26,113,584	49,339,297	30,688,018	-
3400 Other Funds Ltd	-	2,155,872	2,155,872	1,928,000	1,481,272	-
TOTAL TRANSFERS IN	-	\$23,964,624	\$28,269,456	\$51,267,297	\$32,169,290	-
REVENUE CATEGORIES						
8000 General Fund	-	166,165,627	168,665,627	319,215,067	149,570,264	-

Higher Education Coordinating Commission

Agency Number: 52500

Budget Support - Detail Revenues and Expenditures
 2019-21 Biennium
 Student Assistance

Cross Reference Number: 52500-109-00-00-00000

Description	2015-17 Actuals	2017-19 Leg Adopted Budget	2017-19 Leg Approved Budget	2019-21 Agency Request Budget	2019-21 Governor's Budget	2019-21 Leg. Adopted Audit
4400 Lottery Funds Ltd	-	21,808,752	26,113,584	49,339,297	30,688,018	-
3400 Other Funds Ltd	-	14,248,608	14,248,608	14,499,259	14,052,531	-
8800 General Fund Revenue	-	48,549	48,549	123,947	123,947	-
TOTAL REVENUE CATEGORIES	-	\$202,271,536	\$209,076,368	\$383,177,570	\$194,434,760	-
TRANSFERS OUT						
2010 Transfer Out - Intrafund						
3400 Other Funds Ltd	-	(340,029)	(340,029)	-	-	-
2060 Transfer to General Fund						
8800 General Fund Revenue	-	(48,549)	(48,549)	(123,947)	(123,947)	-
TRANSFERS OUT						
3400 Other Funds Ltd	-	(340,029)	(340,029)	-	-	-
8800 General Fund Revenue	-	(48,549)	(48,549)	(123,947)	(123,947)	-
TOTAL TRANSFERS OUT	-	(\$388,578)	(\$388,578)	(\$123,947)	(\$123,947)	-
AVAILABLE REVENUES						
8000 General Fund	-	166,165,627	168,665,627	319,215,067	149,570,264	-
4400 Lottery Funds Ltd	1,917,180	23,725,933	28,030,765	56,623,794	37,972,515	-
3400 Other Funds Ltd	1,113,130	16,621,072	16,621,072	15,889,955	15,443,227	-
TOTAL AVAILABLE REVENUES	\$3,030,310	\$206,512,632	\$213,317,464	\$391,728,816	\$202,986,006	-
EXPENDITURES						
SPECIAL PAYMENTS						
6035 Dist to Individuals						
8000 General Fund	-	166,165,627	168,665,627	317,660,940	149,016,137	-
4400 Lottery Funds Ltd	-	20,746,268	20,746,268	21,534,626	30,688,018	-

Higher Education Coordinating Commission

Agency Number: 52500

Budget Support - Detail Revenues and Expenditures
 2019-21 Biennium
 Student Assistance

Cross Reference Number: 52500-109-00-00-000000

Description	2015-17 Actuals	2017-19 Leg Adopted Budget	2017-19 Leg Approved Budget	2019-21 Agency Request Budget	2019-21 Governor's Budget	2019-21 Leg. Adopted Audit
3400 Other Funds Ltd	-	15,230,376	15,230,376	15,809,131	15,362,403	-
All Funds	-	202,142,271	204,642,271	355,004,697	195,066,558	-
6040 Dist to Local School Districts						
8000 General Fund	-	-	-	554,127	554,127	-
3400 Other Funds Ltd	-	-	-	80,824	80,824	-
All Funds	-	-	-	634,951	634,951	-
6045 Dist to Comm College Districts						
8000 General Fund	-	-	-	708,000	-	-
6048 Spc Pmt to Public Universities						
8000 General Fund	-	-	-	292,000	-	-
SPECIAL PAYMENTS						
8000 General Fund	-	166,165,627	168,665,627	319,215,067	149,570,264	-
4400 Lottery Funds Ltd	-	20,746,268	20,746,268	21,534,626	30,688,018	-
3400 Other Funds Ltd	-	15,230,376	15,230,376	15,889,955	15,443,227	-
TOTAL SPECIAL PAYMENTS	-	\$202,142,271	\$204,642,271	\$356,639,648	\$195,701,509	-
ENDING BALANCE						
4400 Lottery Funds Ltd	1,917,180	2,979,665	7,284,497	35,089,168	7,284,497	-
3400 Other Funds Ltd	1,113,130	1,390,696	1,390,696	-	-	-
TOTAL ENDING BALANCE	\$3,030,310	\$4,370,361	\$8,675,193	\$35,089,168	\$7,284,497	-

Higher Education Coordinating Commission

Agency Number: 52500

Budget Support - Detail Revenues and Expenditures
 2019-21 Biennium
 Workforce and Other Special Payments

Cross Reference Number: 52500-110-00-00-00000

Description	2015-17 Actuals	2017-19 Leg Adopted Budget	2017-19 Leg Approved Budget	2019-21 Agency Request Budget	2019-21 Governor's Budget	2019-21 Leg. Adopted Audit
BEGINNING BALANCE						
0025 Beginning Balance						
3400 Other Funds Ltd	-	33,880	33,880	-	-	-
REVENUE CATEGORIES						
GENERAL FUND APPROPRIATION						
0050 General Fund Appropriation						
8000 General Fund	-	8,144,577	8,144,577	30,554,071	12,554,071	-
DONATIONS AND CONTRIBUTIONS						
0910 Grants (Non-Fed)						
3400 Other Funds Ltd	-	664,784	664,784	2,657,607	2,657,607	-
OTHER						
0975 Other Revenues						
3400 Other Funds Ltd	-	-	-	1,224,280	-	-
FEDERAL FUNDS REVENUE						
0995 Federal Funds						
6200 Federal Funds Non-Ltd	-	18,968,831	18,968,831	19,689,647	19,689,647	-
6400 Federal Funds Ltd	-	99,470,153	99,470,153	104,411,185	104,411,185	-
All Funds	-	118,438,984	118,438,984	124,100,832	124,100,832	-
TRANSFERS IN						
1581 Tsfr From Education, Dept of						
3400 Other Funds Ltd	-	420,264	420,264	420,264	420,264	-
REVENUE CATEGORIES						
8000 General Fund	-	8,144,577	8,144,577	30,554,071	12,554,071	-

Higher Education Coordinating Commission

Agency Number: 52500

Budget Support - Detail Revenues and Expenditures
 2019-21 Biennium
 Workforce and Other Special Payments

Cross Reference Number: 52500-110-00-00-00000

Description	2015-17 Actuals	2017-19 Leg Adopted Budget	2017-19 Leg Approved Budget	2019-21 Agency Request Budget	2019-21 Governor's Budget	2019-21 Leg. Adopted Audit
3400 Other Funds Ltd	-	1,085,048	1,085,048	4,302,151	3,077,871	-
6200 Federal Funds Non-Ltd	-	18,968,831	18,968,831	19,689,647	19,689,647	-
6400 Federal Funds Ltd	-	99,470,153	99,470,153	104,411,185	104,411,185	-
TOTAL REVENUE CATEGORIES	-	\$127,668,609	\$127,668,609	\$158,957,054	\$139,732,774	-
AVAILABLE REVENUES						
8000 General Fund	-	8,144,577	8,144,577	30,554,071	12,554,071	-
3400 Other Funds Ltd	-	1,118,928	1,118,928	4,302,151	3,077,871	-
6200 Federal Funds Non-Ltd	-	18,968,831	18,968,831	19,689,647	19,689,647	-
6400 Federal Funds Ltd	-	99,470,153	99,470,153	104,411,185	104,411,185	-
TOTAL AVAILABLE REVENUES	-	\$127,702,489	\$127,702,489	\$158,957,054	\$139,732,774	-
EXPENDITURES						
SPECIAL PAYMENTS						
6020 Dist to Counties						
3400 Other Funds Ltd	-	-	-	67,610	67,610	-
6400 Federal Funds Ltd	-	8,630	8,630	8,958	8,958	-
All Funds	-	8,630	8,630	76,568	76,568	-
6025 Dist to Other Gov Unit						
3400 Other Funds Ltd	-	-	-	100,325	100,325	-
6200 Federal Funds Non-Ltd	-	18,968,831	18,968,831	19,689,647	19,689,647	-
6400 Federal Funds Ltd	-	67,982	67,982	986,637	986,637	-
All Funds	-	19,036,813	19,036,813	20,776,609	20,776,609	-
6030 Dist to Non-Gov Units						
8000 General Fund	-	8,144,577	8,144,577	12,554,071	12,554,071	-

Higher Education Coordinating Commission

Agency Number: 52500

Budget Support - Detail Revenues and Expenditures

Cross Reference Number: 52500-110-00-00-00000

2019-21 Biennium

Workforce and Other Special Payments

Description	2015-17 Actuals	2017-19 Leg Adopted Budget	2017-19 Leg Approved Budget	2019-21 Agency Request Budget	2019-21 Governor's Budget	2019-21 Leg. Adopted Audit
3400 Other Funds Ltd	-	318,838	318,838	2,061,603	1,331,603	-
6400 Federal Funds Ltd	-	84,260,290	84,260,290	87,719,328	87,719,328	-
All Funds	-	92,723,705	92,723,705	102,335,002	101,605,002	-
6040 Dist to Local School Districts						
3400 Other Funds Ltd	-	-	-	1,208,976	714,696	-
6045 Dist to Comm College Districts						
3400 Other Funds Ltd	-	748,283	748,283	811,830	811,830	-
6400 Federal Funds Ltd	-	14,816,057	14,816,057	15,379,068	15,379,068	-
All Funds	-	15,564,340	15,564,340	16,190,898	16,190,898	-
6050 Dist to Non-Profit Organizations						
8000 General Fund	-	-	-	18,000,000	-	-
6291 Spc Pmt to Corrections, Dept of						
6400 Federal Funds Ltd	-	189,850	189,850	189,850	189,850	-
6471 Spc Pmt to Employment Dept						
3400 Other Funds Ltd	-	51,807	51,807	51,807	51,807	-
6400 Federal Funds Ltd	-	127,344	127,344	127,344	127,344	-
All Funds	-	179,151	179,151	179,151	179,151	-
SPECIAL PAYMENTS						
8000 General Fund	-	8,144,577	8,144,577	30,554,071	12,554,071	-
3400 Other Funds Ltd	-	1,118,928	1,118,928	4,302,151	3,077,871	-
6200 Federal Funds Non-Ltd	-	18,968,831	18,968,831	19,689,647	19,689,647	-
6400 Federal Funds Ltd	-	99,470,153	99,470,153	104,411,185	104,411,185	-
TOTAL SPECIAL PAYMENTS	-	\$127,702,489	\$127,702,489	\$158,957,054	\$139,732,774	-

Higher Education Coordinating Commission

Agency Number: 52500

Budget Support - Detail Revenues and Expenditures
 2019-21 Biennium
 Sports Lottery

Cross Reference Number: 52500-112-00-00-000000

Description	2015-17 Actuals	2017-19 Leg Adopted Budget	2017-19 Leg Approved Budget	2019-21 Agency Request Budget	2019-21 Governor's Budget	2019-21 Leg. Adopted Audit
REVENUE CATEGORIES						
TRANSFERS IN						
1107 Tsfr From Administrative Svcs	-	8,240,000	8,240,000	14,099,809	-	-
4400 Lottery Funds Ltd	-	8,240,000	8,240,000	14,099,809	-	-
AVAILABLE REVENUES	-	8,240,000	8,240,000	14,099,809	-	-
TOTAL AVAILABLE REVENUES	-	\$8,240,000	\$8,240,000	\$14,099,809	-	-
EXPENDITURES						
SPECIAL PAYMENTS						
6085 Other Special Payments	-	8,240,000	8,240,000	14,099,809	-	-
4400 Lottery Funds Ltd	-	8,240,000	8,240,000	14,099,809	-	-

Higher Education Coordinating Commission

Agency Number: 52500

Budget Support - Detail Revenues and Expenditures
 2019-21 Biennium
 Public University Debt Service

Cross Reference Number: 52500-113-00-00-00000

Description	2015-17 Actuals	2017-19 Leg Adopted Budget	2017-19 Leg Approved Budget	2019-21 Agency Request Budget	2019-21 Governor's Budget	2019-21 Leg. Adopted Audit
BEGINNING BALANCE						
0030 Beginning Balance Adjustment						
4430 Lottery Funds Debt Svc Ltd	-	75,282	75,282	-	-	-
REVENUE CATEGORIES						
GENERAL FUND APPROPRIATION						
0050 General Fund Appropriation						
8000 General Fund	-	13,641,474	13,641,474	14,116,822	14,116,822	-
8030 General Fund Debt Svc	-	139,588,981	137,348,850	202,170,848	189,869,350	-
All Funds	-	153,230,455	150,990,324	216,287,670	203,986,172	-
OTHER						
0975 Other Revenues						
3230 Other Funds Debt Svc Non-Ltd	-	216,832,748	216,832,748	210,198,941	203,917,130	-
3430 Other Funds Debt Svc Ltd	-	900,000	3,140,132	-	-	-
All Funds	-	217,732,748	219,972,880	210,198,941	203,917,130	-
FEDERAL FUNDS REVENUE						
0995 Federal Funds						
6230 Federal Funds Debt Svc NL	-	4,587,374	4,587,374	4,597,230	4,597,230	-
TRANSFERS IN						
1107 Tsfr From Administrative Svcs						
4430 Lottery Funds Debt Svc Ltd	-	31,806,328	31,806,328	34,519,205	34,519,205	-
REVENUE CATEGORIES						
8000 General Fund	-	13,641,474	13,641,474	14,116,822	14,116,822	-
8030 General Fund Debt Svc	-	139,588,981	137,348,850	202,170,848	189,869,350	-

Higher Education Coordinating Commission

Agency Number: 52500

Budget Support - Detail Revenues and Expenditures

Cross Reference Number: 52500-113-00-00-00000

2019-21 Biennium

Public University Debt Service

Description	2015-17 Actuals	2017-19 Leg Adopted Budget	2017-19 Leg Approved Budget	2019-21 Agency Request Budget	2019-21 Governor's Budget	2019-21 Leg. Adopted Audit
4430 Lottery Funds Debt Svc Ltd	-	31,806,328	31,806,328	34,519,205	34,519,205	-
3230 Other Funds Debt Svc Non-Ltd	-	216,832,748	216,832,748	210,198,941	203,917,130	-
3430 Other Funds Debt Svc Ltd	-	900,000	3,140,132	-	-	-
6230 Federal Funds Debt Svc NL	-	4,587,374	4,587,374	4,597,230	4,597,230	-
TOTAL REVENUE CATEGORIES	-	\$407,356,905	\$407,356,906	\$465,603,046	\$447,019,737	-
AVAILABLE REVENUES						
8000 General Fund	-	13,641,474	13,641,474	14,116,822	14,116,822	-
8030 General Fund Debt Svc	-	139,588,981	137,348,850	202,170,848	189,869,350	-
4430 Lottery Funds Debt Svc Ltd	-	31,881,610	31,881,610	34,519,205	34,519,205	-
3230 Other Funds Debt Svc Non-Ltd	-	216,832,748	216,832,748	210,198,941	203,917,130	-
3430 Other Funds Debt Svc Ltd	-	900,000	3,140,132	-	-	-
6230 Federal Funds Debt Svc NL	-	4,587,374	4,587,374	4,597,230	4,597,230	-
TOTAL AVAILABLE REVENUES	-	\$407,432,187	\$407,432,188	\$465,603,046	\$447,019,737	-
EXPENDITURES						
SERVICES & SUPPLIES						
4225 State Gov. Service Charges						
8000 General Fund	-	216,773	216,773	951,606	951,606	-
SPECIAL PAYMENTS						
6065 Loan Repaid To State Agencies						
8000 General Fund	-	13,424,701	13,424,701	13,165,216	13,165,216	-
DEBT SERVICE						
7100 Principal - Bonds						
8030 General Fund Debt Svc	-	58,857,577	57,625,505	98,676,070	94,231,070	-

Higher Education Coordinating Commission

Agency Number: 52500

Budget Support - Detail Revenues and Expenditures
 2019-21 Biennium
 Public University Debt Service

Cross Reference Number: 52500-113-00-00-00000

Description	2015-17 Actuals	2017-19 Leg Adopted Budget	2017-19 Leg Approved Budget	2019-21 Agency Request Budget	2019-21 Governor's Budget	2019-21 Leg. Adopted Audit
4430 Lottery Funds Debt Svc Ltd	-	16,422,555	16,422,555	19,082,600	19,082,600	-
3230 Other Funds Debt Svc Non-Ltd	-	96,346,158	96,346,158	98,636,800	96,666,800	-
3430 Other Funds Debt Svc Ltd	-	400,000	1,632,073	-	-	-
6230 Federal Funds Debt Svc NL	-	625,977	625,977	-	-	-
All Funds	-	172,652,267	172,652,268	216,395,470	209,980,470	-
7150 Interest - Bonds						
8030 General Fund Debt Svc	-	75,510,854	74,502,795	103,494,778	95,638,280	-
4430 Lottery Funds Debt Svc Ltd	-	15,459,055	15,459,055	15,436,605	15,436,605	-
3230 Other Funds Debt Svc Non-Ltd	-	111,166,405	111,166,405	107,960,841	103,649,030	-
3430 Other Funds Debt Svc Ltd	-	500,000	1,508,059	-	-	-
6230 Federal Funds Debt Svc NL	-	3,961,397	3,961,397	3,969,900	3,969,900	-
All Funds	-	206,597,711	206,597,711	230,862,124	218,693,815	-
7200 Principal - COP						
8030 General Fund Debt Svc	-	4,920,000	4,920,000	-	-	-
3230 Other Funds Debt Svc Non-Ltd	-	3,549,235	3,549,235	2,069,000	2,069,000	-
All Funds	-	8,469,235	8,469,235	2,069,000	2,069,000	-
7250 Interest - COP						
8030 General Fund Debt Svc	-	300,550	300,550	-	-	-
3230 Other Funds Debt Svc Non-Ltd	-	1,778,983	1,778,983	1,532,300	1,532,300	-
6230 Federal Funds Debt Svc NL	-	-	-	627,330	627,330	-
All Funds	-	2,079,533	2,079,533	2,159,630	2,159,630	-
DEBT SERVICE						
8030 General Fund Debt Svc	-	139,588,981	137,348,850	202,170,848	189,869,350	-

Higher Education Coordinating Commission

Agency Number: 52500

Budget Support - Detail Revenues and Expenditures

Cross Reference Number: 52500-113-00-00-00000

2019-21 Biennium

Public University Debt Service

Description	2015-17 Actuals	2017-19 Leg Adopted Budget	2017-19 Leg Approved Budget	2019-21 Agency Request Budget	2019-21 Governor's Budget	2019-21 Leg. Adopted Audit
4430 Lottery Funds Debt Svc Ltd	-	31,881,610	31,881,610	34,519,205	34,519,205	-
3230 Other Funds Debt Svc Non-Ltd	-	212,840,781	212,840,781	210,198,941	203,917,130	-
3430 Other Funds Debt Svc Ltd	-	900,000	3,140,132	-	-	-
6230 Federal Funds Debt Svc NL	-	4,587,374	4,587,374	4,597,230	4,597,230	-
TOTAL DEBT SERVICE	-	\$389,798,746	\$389,798,747	\$451,486,224	\$432,902,915	-
EXPENDITURES						
8000 General Fund	-	13,641,474	13,641,474	14,116,822	14,116,822	-
8030 General Fund Debt Svc	-	139,588,981	137,348,850	202,170,848	189,869,350	-
4430 Lottery Funds Debt Svc Ltd	-	31,881,610	31,881,610	34,519,205	34,519,205	-
3230 Other Funds Debt Svc Non-Ltd	-	212,840,781	212,840,781	210,198,941	203,917,130	-
3430 Other Funds Debt Svc Ltd	-	900,000	3,140,132	-	-	-
6230 Federal Funds Debt Svc NL	-	4,587,374	4,587,374	4,597,230	4,597,230	-
TOTAL EXPENDITURES	-	\$403,440,220	\$403,440,221	\$465,603,046	\$447,019,737	-
ENDING BALANCE						
3230 Other Funds Debt Svc Non-Ltd	-	3,991,967	3,991,967	-	-	-
TOTAL ENDING BALANCE	-	\$3,991,967	\$3,991,967	-	-	-

Higher Education Coordinating Commission

Agency Number: 52500

Budget Support - Detail Revenues and Expenditures
 2019-21 Biennium
 Community College Debt Service

Cross Reference Number: 52500-114-00-00-00000

Description	2015-17 Actuals	2017-19 Leg Adopted Budget	2017-19 Leg Approved Budget	2019-21 Agency Request Budget	2019-21 Governor's Budget	2019-21 Leg. Adopted Audit
BEGINNING BALANCE						
0025 Beginning Balance						
4430 Lottery Funds Debt Svc Ltd	109,140	-	-	-	-	-
0030 Beginning Balance Adjustment						
4430 Lottery Funds Debt Svc Ltd	(109,140)	14,630	14,630	-	-	-
BEGINNING BALANCE						
4430 Lottery Funds Debt Svc Ltd	-	14,630	14,630	-	-	-
TOTAL BEGINNING BALANCE	-	\$14,630	\$14,630	-	-	-
REVENUE CATEGORIES						
GENERAL FUND APPROPRIATION						
0050 General Fund Appropriation						
8000 General Fund	-	-	-	117,466	117,466	-
8030 General Fund Debt Svc	-	26,778,761	26,551,171	41,230,676	34,718,310	-
All Funds	-	26,778,761	26,551,171	41,348,142	34,835,776	-
OTHER						
0975 Other Revenues						
3430 Other Funds Debt Svc Ltd	-	550,000	777,591	-	-	-
TRANSFERS IN						
1107 Tsfr From Administrative Svcs						
4430 Lottery Funds Debt Svc Ltd	-	11,684,574	11,684,574	11,520,140	11,520,140	-
REVENUE CATEGORIES						
8000 General Fund	-	-	-	117,466	117,466	-
8030 General Fund Debt Svc	-	26,778,761	26,551,171	41,230,676	34,718,310	-

Higher Education Coordinating Commission

Agency Number: 52500

Budget Support - Detail Revenues and Expenditures

Cross Reference Number: 52500-114-00-00-00000

2019-21 Biennium

Community College Debt Service

Description	2015-17 Actuals	2017-19 Leg Adopted Budget	2017-19 Leg Approved Budget	2019-21 Agency Request Budget	2019-21 Governor's Budget	2019-21 Leg. Adopted Audit
4430 Lottery Funds Debt Svc Ltd	-	11,684,574	11,684,574	11,520,140	11,520,140	-
3430 Other Funds Debt Svc Ltd	-	550,000	777,591	-	-	-
TOTAL REVENUE CATEGORIES	-	\$39,013,335	\$39,013,336	\$52,868,282	\$46,355,916	-
AVAILABLE REVENUES						
8000 General Fund	-	-	-	117,466	117,466	-
8030 General Fund Debt Svc	-	26,778,761	26,551,171	41,230,676	34,718,310	-
4430 Lottery Funds Debt Svc Ltd	-	11,699,204	11,699,204	11,520,140	11,520,140	-
3430 Other Funds Debt Svc Ltd	-	550,000	777,591	-	-	-
TOTAL AVAILABLE REVENUES	-	\$39,027,965	\$39,027,966	\$52,868,282	\$46,355,916	-
EXPENDITURES						
SERVICES & SUPPLIES						
4225 State Gov. Service Charges	-	-	-	117,466	117,466	-
8000 General Fund	-	-	-	-	-	-
DEBT SERVICE						
7100 Principal - Bonds						
8030 General Fund Debt Svc	-	12,260,187	12,135,013	17,890,000	15,810,000	-
4430 Lottery Funds Debt Svc Ltd	-	6,387,970	6,387,970	6,956,160	6,956,160	-
3430 Other Funds Debt Svc Ltd	-	137,500	262,676	-	-	-
All Funds	-	18,785,657	18,785,659	24,846,160	22,766,160	-
7150 Interest - Bonds						
8030 General Fund Debt Svc	-	14,518,574	14,416,158	23,340,676	18,908,310	-
4430 Lottery Funds Debt Svc Ltd	-	5,311,234	5,311,234	4,563,980	4,563,980	-
3430 Other Funds Debt Svc Ltd	-	412,500	514,915	-	-	-

Higher Education Coordinating Commission

Agency Number: 52500

Budget Support - Detail Revenues and Expenditures
 2019-21 Biennium
 Community College Debt Service

Cross Reference Number: 52500-114-00-00-00000

Description	2015-17 Actuals	2017-19 Leg Adopted Budget	2017-19 Leg Approved Budget	2019-21 Agency Request Budget	2019-21 Governor's Budget	2019-21 Leg. Adopted Audit
All Funds	-	20,242,308	20,242,307	27,904,656	23,472,290	-
DEBT SERVICE						
8030 General Fund Debt Svc	-	26,778,761	26,551,171	41,230,676	34,718,310	-
4430 Lottery Funds Debt Svc Ltd	-	11,699,204	11,699,204	11,520,140	11,520,140	-
3430 Other Funds Debt Svc Ltd	-	550,000	777,591	-	-	-
TOTAL DEBT SERVICE	-	\$39,027,965	\$39,027,966	\$52,750,816	\$46,238,450	-
EXPENDITURES						
8000 General Fund	-	-	-	117,466	117,466	-
8030 General Fund Debt Svc	-	26,778,761	26,551,171	41,230,676	34,718,310	-
4430 Lottery Funds Debt Svc Ltd	-	11,699,204	11,699,204	11,520,140	11,520,140	-
3430 Other Funds Debt Svc Ltd	-	550,000	777,591	-	-	-
TOTAL EXPENDITURES	-	\$39,027,965	\$39,027,966	\$52,868,282	\$46,355,916	-

Higher Education Coordinating Commission

Agency Number: 52500

Budget Support - Detail Revenues and Expenditures
 2019-21 Biennium
 OHSU Debt Service

Cross Reference Number: 52500-115-00-00-000000

Description	2015-17 Actuals	2017-19 Leg Adopted Budget	2017-19 Leg Approved Budget	2019-21 Agency Request Budget	2019-21 Governor's Budget	2019-21 Leg. Adopted Audit
REVENUE CATEGORIES						
GENERAL FUND APPROPRIATION						
0050 General Fund Appropriation						
8030 General Fund Debt Svc	-	598,400	12,359,217	23,864,460	23,864,460	-
OTHER						
0975 Other Revenues						
3230 Other Funds Debt Svc Non-Ltd	-	-	-	7,298,890	7,298,890	-
3430 Other Funds Debt Svc Ltd	-	-	21,094,359	-	-	-
All Funds	-	-	21,094,359	7,298,890	7,298,890	-
TRANSFERS IN						
1107 Tsfr From Administrative Svcs						
3400 Other Funds Ltd	-	-	-	43,000	43,000	-
3430 Other Funds Debt Svc Ltd	-	-	-	30,871,500	30,871,500	-
All Funds	-	-	-	30,914,500	30,914,500	-
REVENUE CATEGORIES						
8030 General Fund Debt Svc	-	598,400	12,359,217	23,864,460	23,864,460	-
3230 Other Funds Debt Svc Non-Ltd	-	-	-	7,298,890	7,298,890	-
3400 Other Funds Ltd	-	-	-	43,000	43,000	-
3430 Other Funds Debt Svc Ltd	-	-	21,094,359	30,871,500	30,871,500	-
TOTAL REVENUE CATEGORIES	-	\$598,400	\$33,453,576	\$62,077,850	\$62,077,850	-
AVAILABLE REVENUES						
8030 General Fund Debt Svc	-	598,400	12,359,217	23,864,460	23,864,460	-
3230 Other Funds Debt Svc Non-Ltd	-	-	-	7,298,890	7,298,890	-

Higher Education Coordinating Commission

Agency Number: 52500

Budget Support - Detail Revenues and Expenditures
 2019-21 Biennium
 OHSU Debt Service

Cross Reference Number: 52500-115-00-00-00000

Description	2015-17 Actuals	2017-19 Leg Adopted Budget	2017-19 Leg Approved Budget	2019-21 Agency Request Budget	2019-21 Governor's Budget	2019-21 Leg. Adopted Audit
3400 Other Funds Ltd	-	-	-	43,000	43,000	-
3430 Other Funds Debt Svc Ltd	-	-	21,094,359	30,871,500	30,871,500	-
TOTAL AVAILABLE REVENUES	-	\$598,400	\$33,453,576	\$62,077,850	\$62,077,850	-
EXPENDITURES						
DEBT SERVICE						
7100 Principal - Bonds						
8030 General Fund Debt Svc	-	85,512	6,553,961	7,688,540	7,688,540	-
3230 Other Funds Debt Svc Non-Ltd	-	-	-	2,741,510	2,741,510	-
3430 Other Funds Debt Svc Ltd	-	-	11,601,898	26,195,000	26,195,000	-
All Funds	-	85,512	18,155,859	36,625,050	36,625,050	-
7150 Interest - Bonds						
8030 General Fund Debt Svc	-	512,888	5,805,256	16,175,920	16,175,920	-
3230 Other Funds Debt Svc Non-Ltd	-	-	-	4,557,380	4,557,380	-
3430 Other Funds Debt Svc Ltd	-	-	9,492,461	4,676,500	4,676,500	-
All Funds	-	512,888	15,297,717	25,409,800	25,409,800	-
DEBT SERVICE						
8030 General Fund Debt Svc	-	598,400	12,359,217	23,864,460	23,864,460	-
3230 Other Funds Debt Svc Non-Ltd	-	-	-	7,298,890	7,298,890	-
3430 Other Funds Debt Svc Ltd	-	-	21,094,359	30,871,500	30,871,500	-
TOTAL DEBT SERVICE	-	\$598,400	\$33,453,576	\$62,034,850	\$62,034,850	-
ENDING BALANCE						
3400 Other Funds Ltd	-	-	-	43,000	43,000	-
TOTAL ENDING BALANCE	-	-	-	\$43,000	\$43,000	-

Higher Education Coordinating Commission

Agency Number: 52500

Budget Support - Detail Revenues and Expenditures
 2019-21 Biennium
 Public University Capital Construction

Cross Reference Number: 52500-116-00-00-000000

Description	2015-17 Actuals	2017-19 Leg Adopted Budget	2017-19 Leg Approved Budget	2019-21 Agency Request Budget	2019-21 Governor's Budget	2019-21 Leg. Adopted Audit
REVENUE CATEGORIES						
BOND SALES						
0555 General Fund Obligation Bonds						
3020 Other Funds Cap Construct	-	264,330,000	326,130,000	443,600,000	80,000,000	-
0560 Dedicated Fund Oblig Bonds						
3020 Other Funds Cap Construct	-	71,538,775	75,388,775	-	93,000,000	-
0565 Lottery Bonds						
3020 Other Funds Cap Construct	-	-	9,000,000	-	-	-
BOND SALES						
3020 Other Funds Cap Construct	-	335,868,775	410,518,775	443,600,000	173,000,000	-
TOTAL BOND SALES	-	\$335,868,775	\$410,518,775	\$443,600,000	\$173,000,000	-
TRANSFERS OUT						
2010 Transfer Out - Intrafund						
3020 Other Funds Cap Construct	-	(5,043,775)	(5,043,775)	-	-	-
AVAILABLE REVENUES						
3020 Other Funds Cap Construct	-	330,825,000	405,475,000	443,600,000	173,000,000	-
TOTAL AVAILABLE REVENUES	-	\$330,825,000	\$405,475,000	\$443,600,000	\$173,000,000	-
EXPENDITURES						
SPECIAL PAYMENTS						
6048 Spc Pmt to Public Universities						
3020 Other Funds Cap Construct	-	330,825,000	405,475,000	443,600,000	173,000,000	-

Higher Education Coordinating Commission

Agency Number: 52500

Budget Support - Detail Revenues and Expenditures
 2019-21 Biennium
 Community College Capital Construction

Cross Reference Number: 52500-117-00-00-00000

Description	2015-17 Actuals	2017-19 Leg Adopted Budget	2017-19 Leg Approved Budget	2019-21 Agency Request Budget	2019-21 Governor's Budget	2019-21 Leg. Adopted Audit
BEGINNING BALANCE						
0025 Beginning Balance						
3020 Other Funds Cap Construct	49,824,844	-	-	-	-	-
0030 Beginning Balance Adjustment						
3020 Other Funds Cap Construct	(49,824,844)	-	-	-	-	-
BEGINNING BALANCE						
3020 Other Funds Cap Construct	-	-	-	-	-	-
TOTAL BEGINNING BALANCE	-	-	-	-	-	-
REVENUE CATEGORIES						
BOND SALES						
0555 General Fund Obligation Bonds						
3020 Other Funds Cap Construct	-	103,185,000	103,185,000	16,860,000	59,656,991	-
0565 Lottery Bonds						
3020 Other Funds Cap Construct	-	-	-	-	8,000,000	-
BOND SALES						
3020 Other Funds Cap Construct	-	103,185,000	103,185,000	16,860,000	67,656,991	-
TOTAL BOND SALES	-	\$103,185,000	\$103,185,000	\$16,860,000	\$67,656,991	-
OTHER						
0975 Other Revenues						
3400 Other Funds Ltd	-	1,500,000	1,500,000	-	-	-
REVENUE CATEGORIES						
3020 Other Funds Cap Construct	-	103,185,000	103,185,000	16,860,000	67,656,991	-
3400 Other Funds Ltd	-	1,500,000	1,500,000	-	-	-

Higher Education Coordinating Commission

Agency Number: 52500

Budget Support - Detail Revenues and Expenditures

Cross Reference Number: 52500-117-00-00-000000

2019-21 Biennium

Community College Capital Construction

Description	2015-17 Actuals	2017-19 Leg Adopted Budget	2017-19 Leg Approved Budget	2019-21 Agency Request Budget	2019-21 Governor's Budget	2019-21 Leg. Adopted Audit
TOTAL REVENUE CATEGORIES	-	\$104,685,000	\$104,685,000	\$16,860,000	\$67,656,991	-
TRANSFERS OUT						
2010 Transfer Out - Intrafund						
3020 Other Funds Cap Construct	-	(1,787,759)	(1,787,759)	-	-	-
AVAILABLE REVENUES						
3020 Other Funds Cap Construct	-	101,397,241	101,397,241	16,860,000	67,656,991	-
3400 Other Funds Ltd	-	1,500,000	1,500,000	-	-	-
TOTAL AVAILABLE REVENUES	-	\$102,897,241	\$102,897,241	\$16,860,000	\$67,656,991	-
EXPENDITURES						
SPECIAL PAYMENTS						
6045 Dist to Comm College Districts						
3020 Other Funds Cap Construct	-	101,397,241	101,397,241	16,860,000	67,656,991	-
3400 Other Funds Ltd	-	1,500,000	1,500,000	-	-	-
All Funds	-	102,897,241	102,897,241	16,860,000	67,656,991	-

Higher Education Coordinating Commission

Agency Number: 52500

Version / Column Comparison Report - Detail
 2019-21 Biennium
 HECC Operations

Cross Reference Number:52500-101-00-00-00000

Description	Agency Request Budget (V-01) 2019-21 Base Budget	Governor's Budget (Y-01) 2019-21 Base Budget	Column 2 minus Column 1	% Change from Column 1 to Column 2
	Column 1	Column 2		
BEGINNING BALANCE				
0025 Beginning Balance				
3400 Other Funds Ltd	631,161	631,161	0	-
REVENUE CATEGORIES				
GENERAL FUND APPROPRIATION				
0050 General Fund Appropriation				
8000 General Fund	24,240,070	24,240,070	0	-
LICENSES AND FEES				
0210 Non-business Lic. and Fees				
3400 Other Funds Ltd	693,750	693,750	0	-
CHARGES FOR SERVICES				
0410 Charges for Services				
3400 Other Funds Ltd	2,313,367	2,313,367	0	-
0415 Admin and Service Charges				
3400 Other Funds Ltd	1,356,021	1,356,021	0	-
TOTAL CHARGES FOR SERVICES				
3400 Other Funds Ltd	3,669,388	3,669,388	0	-
DONATIONS AND CONTRIBUTIONS				
0905 Donations				
3400 Other Funds Ltd	360,000	360,000	0	-
OTHER				
0975 Other Revenues				
3200 Other Funds Non-Ltd	206,000	206,000	0	-
3400 Other Funds Ltd	2,709,669	2,709,669	0	-

Higher Education Coordinating Commission

Agency Number: 52500

Version / Column Comparison Report - Detail
 2019-21 Biennium
 HECC Operations
 Cross Reference Number:52500-101-00-00-00000

Description	Agency Request Budget (V-01) 2019-21 Base Budget	Governor's Budget (Y-01) 2019-21 Base Budget	Column 2 minus Column 1	% Change from Column 1 to Column 2
	Column 1	Column 2		
All Funds	2,915,669	2,915,669	0	-
FEDERAL FUNDS REVENUE				
0995 Federal Funds				
6400 Federal Funds Ltd	19,844,766	19,844,766	0	-
TRANSFERS IN				
1150 Tsfr From Revenue, Dept of				
3400 Other Funds Ltd	2,057,810	2,057,810	0	-
1581 Tsfr From Education, Dept of				
3400 Other Funds Ltd	1,634,590	1,634,590	0	-
TOTAL TRANSFERS IN				
3400 Other Funds Ltd	3,692,400	3,692,400	0	-
TOTAL REVENUES				
8000 General Fund	24,240,070	24,240,070	0	-
3200 Other Funds Non-Ltd	206,000	206,000	0	-
3400 Other Funds Ltd	11,125,207	11,125,207	0	-
6400 Federal Funds Ltd	19,844,766	19,844,766	0	-
TOTAL REVENUES	\$55,416,043	\$55,416,043	0	-
TRANSFERS OUT				
2121 Tsfr To Governor, Office of the				
6400 Federal Funds Ltd	(270,000)	(270,000)	0	-
AVAILABLE REVENUES				
8000 General Fund	24,240,070	24,240,070	0	-
3200 Other Funds Non-Ltd	206,000	206,000	0	-
3400 Other Funds Ltd	11,756,368	11,756,368	0	-

Higher Education Coordinating Commission

Agency Number: 52500

Version / Column Comparison Report - Detail

Cross Reference Number:52500-101-00-00-00000

2019-21 Biennium

HECC Operations

Description	Agency Request Budget (V-01) 2019-21 Base Budget	Governor's Budget (Y-01) 2019-21 Base Budget	Column 2 minus Column 1	% Change from Column 1 to Column 2
	Column 1	Column 2		
6400 Federal Funds Ltd	19,574,766	19,574,766	0	-
TOTAL AVAILABLE REVENUES	\$55,777,204	\$55,777,204	0	-
EXPENDITURES				
PERSONAL SERVICES				
SALARIES & WAGES				
3110 Class/Unclass Sal. and Per Diem				
8000 General Fund	9,328,639	9,328,639	0	-
3400 Other Funds Ltd	3,956,125	3,956,125	0	-
6400 Federal Funds Ltd	6,123,574	6,123,574	0	-
All Funds	19,408,338	19,408,338	0	-
3160 Temporary Appointments				
8000 General Fund	97,269	97,269	0	-
3400 Other Funds Ltd	111,988	111,988	0	-
6400 Federal Funds Ltd	17,866	17,866	0	-
All Funds	227,123	227,123	0	-
3170 Overtime Payments				
8000 General Fund	645	645	0	-
3400 Other Funds Ltd	2,327	2,327	0	-
6400 Federal Funds Ltd	2,666	2,666	0	-
All Funds	5,638	5,638	0	-
3190 All Other Differential				
8000 General Fund	36,509	36,509	0	-
3400 Other Funds Ltd	12,891	12,891	0	-
All Funds	49,400	49,400	0	-

Higher Education Coordinating Commission

Agency Number: 52500

Version / Column Comparison Report - Detail
 2019-21 Biennium
 HECC Operations
 Cross Reference Number:52500-101-00-00-00000

Description	Agency Request Budget (V-01) 2019-21 Base Budget		Governor's Budget (Y-01) 2019-21 Base Budget		Column 2 minus Column 1	% Change from Column 1 to Column 2
	Column 1	Column 2	Column 1	Column 2		
TOTAL SALARIES & WAGES						
8000 General Fund	9,463,062		9,463,062		0	-
3400 Other Funds Ltd	4,083,331		4,083,331		0	-
6400 Federal Funds Ltd	6,144,106		6,144,106		0	-
TOTAL SALARIES & WAGES	\$19,690,499		\$19,690,499		0	-
OTHER PAYROLL EXPENSES						
3210 Empl. Rel. Bd. Assessments						
8000 General Fund	3,821		3,821		0	-
3400 Other Funds Ltd	1,780		1,780		0	-
6400 Federal Funds Ltd	2,206		2,206		0	-
All Funds	7,807		7,807		0	-
3220 Public Employees' Retire Cont						
8000 General Fund	1,587,656		1,587,656		0	-
3400 Other Funds Ltd	673,942		673,942		0	-
6400 Federal Funds Ltd	1,013,965		1,013,965		0	-
All Funds	3,275,563		3,275,563		0	-
3221 Pension Obligation Bond						
8000 General Fund	473,459		473,459		0	-
3400 Other Funds Ltd	215,708		215,708		0	-
6400 Federal Funds Ltd	301,363		301,363		0	-
All Funds	990,530		990,530		0	-
3230 Social Security Taxes						
8000 General Fund	717,251		717,251		0	-
3400 Other Funds Ltd	310,883		310,883		0	-

Higher Education Coordinating Commission

Agency Number: 52500

Version / Column Comparison Report - Detail
 2019-21 Biennium
 HECC Operations
 Cross Reference Number:52500-101-00-00-00000

Description	Agency Request Budget (V-01) 2019-21 Base Budget		Governor's Budget (Y-01) 2019-21 Base Budget		Column 2 minus Column 1	% Change from Column 1 to Column 2
	Column 1	Column 2	Column 1	Column 2		
6400 Federal Funds Ltd	467,084		467,084	467,084	0	-
All Funds	1,495,218		1,495,218		0	-
3250 Worker's Comp. Assess. (WCD)						
8000 General Fund	3,811		3,811		0	-
3400 Other Funds Ltd	1,719		1,719		0	-
6400 Federal Funds Ltd	2,127		2,127		0	-
All Funds	7,657		7,657		0	-
3260 Mass Transit Tax						
8000 General Fund	53,111		53,111		0	-
3400 Other Funds Ltd	22,209		22,209		0	-
All Funds	75,320		75,320		0	-
3270 Flexible Benefits						
8000 General Fund	2,207,136		2,207,136		0	-
3400 Other Funds Ltd	1,006,978		1,006,978		0	-
6400 Federal Funds Ltd	1,289,438		1,289,438		0	-
All Funds	4,503,552		4,503,552		0	-
TOTAL OTHER PAYROLL EXPENSES						
8000 General Fund	5,046,245		5,046,245		0	-
3400 Other Funds Ltd	2,233,219		2,233,219		0	-
6400 Federal Funds Ltd	3,076,183		3,076,183		0	-
TOTAL OTHER PAYROLL EXPENSES	\$10,355,647		\$10,355,647		0	-
P.S. BUDGET ADJUSTMENTS						
3455 Vacancy Savings						
8000 General Fund	(436,681)		(436,681)		0	-

Higher Education Coordinating Commission

Agency Number: 52500

Version / Column Comparison Report - Detail
 2019-21 Biennium
 HECC Operations
 Cross Reference Number:52500-101-00-00-000000

Description	Agency Request Budget (V-01) 2019-21 Base Budget	Governor's Budget (Y-01) 2019-21 Base Budget	Column 2 minus Column 1	% Change from Column 1 to Column 2
	Column 1	Column 2		
3400 Other Funds Ltd	(191,178)	(191,178)	0	-
6400 Federal Funds Ltd	(266,417)	(266,417)	0	-
All Funds	(894,276)	(894,276)	0	-
TOTAL PERSONAL SERVICES				
8000 General Fund	14,072,626	14,072,626	0	-
3400 Other Funds Ltd	6,125,372	6,125,372	0	-
6400 Federal Funds Ltd	8,953,872	8,953,872	0	-
TOTAL PERSONAL SERVICES	\$29,151,870	\$29,151,870	0	-
SERVICES & SUPPLIES				
4100 Instate Travel				
8000 General Fund	156,021	156,021	0	-
3400 Other Funds Ltd	167,238	167,238	0	-
6400 Federal Funds Ltd	89,791	89,791	0	-
All Funds	413,050	413,050	0	-
4125 Out of State Travel				
8000 General Fund	36,973	36,973	0	-
3400 Other Funds Ltd	62,182	62,182	0	-
6400 Federal Funds Ltd	134,972	134,972	0	-
All Funds	234,127	234,127	0	-
4150 Employee Training				
8000 General Fund	148,776	148,776	0	-
3400 Other Funds Ltd	51,376	51,376	0	-
6400 Federal Funds Ltd	44,024	44,024	0	-
All Funds	244,176	244,176	0	-

Higher Education Coordinating Commission

Agency Number: 52500

Version / Column Comparison Report - Detail

Cross Reference Number:52500-101-00-00-000000

2019-21 Biennium
HECC Operations

Description	Agency Request Budget (V-01) 2019-21 Base Budget	Governor's Budget (Y-01) 2019-21 Base Budget	Column 2 minus Column 1	% Change from Column 1 to Column 2
	Column 1	Column 2		
4175 Office Expenses				
8000 General Fund	171,141	171,141	0	-
3400 Other Funds Ltd	184,631	184,631	0	-
6400 Federal Funds Ltd	82,658	82,658	0	-
All Funds	438,430	438,430	0	-
4200 Telecommunications				
8000 General Fund	158,365	158,365	0	-
3400 Other Funds Ltd	66,780	66,780	0	-
6400 Federal Funds Ltd	89,027	89,027	0	-
All Funds	314,172	314,172	0	-
4225 State Gov. Service Charges				
8000 General Fund	457,643	457,643	0	-
3400 Other Funds Ltd	347,392	347,392	0	-
6400 Federal Funds Ltd	564,175	564,175	0	-
All Funds	1,369,210	1,369,210	0	-
4250 Data Processing				
8000 General Fund	28,404	28,404	0	-
3400 Other Funds Ltd	30,505	30,505	0	-
6400 Federal Funds Ltd	4,203	4,203	0	-
All Funds	63,112	63,112	0	-
4275 Publicity and Publications				
8000 General Fund	48,948	48,948	0	-
3400 Other Funds Ltd	75,853	75,853	0	-
6400 Federal Funds Ltd	20,682	20,682	0	-

Higher Education Coordinating Commission

Agency Number: 52500

Version / Column Comparison Report - Detail
 2019-21 Biennium
 HECC Operations

Cross Reference Number:52500-101-00-00-000000

Description	Agency Request Budget (V-01) 2019-21 Base Budget	Governor's Budget (Y-01) 2019-21 Base Budget	Column 2 minus Column 1	% Change from Column 1 to Column 2
	Column 1	Column 2		
All Funds	145,483	145,483	0	-
4300 Professional Services				
8000 General Fund	3,230,884	3,230,884	0	-
3400 Other Funds Ltd	1,522,733	1,522,733	0	-
6400 Federal Funds Ltd	4,390,735	4,390,735	0	-
All Funds	9,144,352	9,144,352	0	-
4315 IT Professional Services				
8000 General Fund	212,071	212,071	0	-
3400 Other Funds Ltd	149,410	149,410	0	-
6400 Federal Funds Ltd	216,737	216,737	0	-
All Funds	578,218	578,218	0	-
4325 Attorney General				
8000 General Fund	83,278	83,278	0	-
3400 Other Funds Ltd	27,671	27,671	0	-
6400 Federal Funds Ltd	24,680	24,680	0	-
All Funds	135,629	135,629	0	-
4375 Employee Recruitment and Develop				
8000 General Fund	16,661	16,661	0	-
3400 Other Funds Ltd	4,988	4,988	0	-
6400 Federal Funds Ltd	2,599	2,599	0	-
All Funds	24,248	24,248	0	-
4400 Dues and Subscriptions				
8000 General Fund	450,443	450,443	0	-
3400 Other Funds Ltd	23,107	23,107	0	-

Higher Education Coordinating Commission

Agency Number: 52500

Version / Column Comparison Report - Detail
 2019-21 Biennium
 HECC Operations

Cross Reference Number:52500-101-00-00-000000

Description	Agency Request Budget (V-01) 2019-21 Base Budget	Governor's Budget (Y-01) 2019-21 Base Budget	Column 2 minus Column 1	% Change from Column 1 to Column 2
	Column 1	Column 2		
6400 Federal Funds Ltd	35,601	35,601	0	-
All Funds	509,151	509,151	0	-
4425 Facilities Rental and Taxes				
8000 General Fund	332,688	332,688	0	-
3400 Other Funds Ltd	327,157	327,157	0	-
6400 Federal Funds Ltd	221,167	221,167	0	-
All Funds	881,012	881,012	0	-
4575 Agency Program Related S and S				
8000 General Fund	10,391	10,391	0	-
3200 Other Funds Non-Ltd	206,000	206,000	0	-
3400 Other Funds Ltd	123,352	123,352	0	-
6400 Federal Funds Ltd	42,793	42,793	0	-
All Funds	382,536	382,536	0	-
4625 Other COP Costs				
3400 Other Funds Ltd	6,831,534	6,831,534	0	-
4650 Other Services and Supplies				
8000 General Fund	443,934	443,934	0	-
3400 Other Funds Ltd	1,459,636	1,459,636	0	-
6400 Federal Funds Ltd	206,530	206,530	0	-
All Funds	2,110,100	2,110,100	0	-
4700 Expendable Prop 250 - 5000				
8000 General Fund	155,092	155,092	0	-
3400 Other Funds Ltd	76,359	76,359	0	-
6400 Federal Funds Ltd	16,505	16,505	0	-

Higher Education Coordinating Commission

Agency Number: 52500

Cross Reference Number:52500-101-00-00-000000

Version / Column Comparison Report - Detail

2019-21 Biennium

HECC Operations

Description	Agency Request Budget (V-01) 2019-21 Base Budget		Governor's Budget (Y-01) 2019-21 Base Budget		Column 2 minus Column 1	% Change from Column 1 to Column 2
	Column 1	Column 2	Column 1	Column 2		
All Funds	247,956	247,956	247,956	247,956	0	-
4715 IT Expendable Property						
8000 General Fund	63,643	63,643	63,643	63,643	0	-
3400 Other Funds Ltd	73,394	73,394	73,394	73,394	0	-
6400 Federal Funds Ltd	22,559	22,559	22,559	22,559	0	-
All Funds	159,596	159,596	159,596	159,596	0	-
TOTAL SERVICES & SUPPLIES						
8000 General Fund	6,205,356	6,205,356	6,205,356	6,205,356	0	-
3200 Other Funds Non-Ltd	206,000	206,000	206,000	206,000	0	-
3400 Other Funds Ltd	11,605,298	11,605,298	11,605,298	11,605,298	0	-
6400 Federal Funds Ltd	6,209,438	6,209,438	6,209,438	6,209,438	0	-
TOTAL SERVICES & SUPPLIES	\$24,226,092	\$24,226,092	\$24,226,092	\$24,226,092	0	-
SPECIAL PAYMENTS						
6020 Dist to Counties						
3400 Other Funds Ltd	65,135	65,135	65,135	65,135	0	-
6025 Dist to Other Gov Unit						
3400 Other Funds Ltd	96,652	96,652	96,652	96,652	0	-
6400 Federal Funds Ltd	882,536	882,536	882,536	882,536	0	-
All Funds	979,188	979,188	979,188	979,188	0	-
6030 Dist to Non-Gov Units						
8000 General Fund	2,067,247	2,067,247	2,067,247	2,067,247	0	-
3400 Other Funds Ltd	964,016	964,016	964,016	964,016	0	-
6400 Federal Funds Ltd	2,708,623	2,708,623	2,708,623	2,708,623	0	-
All Funds	5,739,886	5,739,886	5,739,886	5,739,886	0	-

Higher Education Coordinating Commission

Agency Number: 52500

Version / Column Comparison Report - Detail

Cross Reference Number:52500-101-00-00-000000

2019-21 Biennium

HECC Operations

Description	Agency Request Budget (V-01) 2019-21 Base Budget	Governor's Budget (Y-01) 2019-21 Base Budget	Column 2 minus Column 1	% Change from Column 1 to Column 2
	Column 1	Column 2		
6040 Dist to Local School Districts				
8000 General Fund	533,841	533,841	0	-
3400 Other Funds Ltd	766,397	766,397	0	-
All Funds	1,300,238	1,300,238	0	-
6045 Dist to Comm College Districts				
8000 General Fund	320,000	320,000	0	-
3400 Other Funds Ltd	33,827	33,827	0	-
All Funds	353,827	353,827	0	-
6048 Spc Pmt to Public Universities				
8000 General Fund	320,000	320,000	0	-
6050 Dist to Non-Profit Organizations				
6400 Federal Funds Ltd	820,297	820,297	0	-
6581 Spc Pmt to Education, Dept of				
8000 General Fund	721,000	721,000	0	-
TOTAL SPECIAL PAYMENTS				
8000 General Fund	3,962,088	3,962,088	0	-
3400 Other Funds Ltd	1,926,027	1,926,027	0	-
6400 Federal Funds Ltd	4,411,456	4,411,456	0	-
TOTAL SPECIAL PAYMENTS	\$10,299,571	\$10,299,571	0	-
TOTAL EXPENDITURES				
8000 General Fund	24,240,070	24,240,070	0	-
3200 Other Funds Non-Ltd	206,000	206,000	0	-
3400 Other Funds Ltd	19,656,697	19,656,697	0	-
6400 Federal Funds Ltd	19,574,766	19,574,766	0	-

Higher Education Coordinating Commission

Agency Number: 52500

Version / Column Comparison Report - Detail
 2019-21 Biennium
 HECC Operations
 Cross Reference Number: 52500-101-00-00-00000

Description	Agency Request Budget (V-01) 2019-21 Base Budget	Governor's Budget (Y-01) 2019-21 Base Budget	% Change from Column 1 to Column 2
	Column 1	Column 2	
TOTAL EXPENDITURES	\$63,677,533	\$63,677,533	0
ENDING BALANCE			
3400 Other Funds Ltd	(7,900,329)	(7,900,329)	0
AUTHORIZED POSITIONS			
8150 Class/Unclass Positions	132	132	0
AUTHORIZED FTE			
8250 Class/Unclass FTE Positions	121.32	121.32	0

Higher Education Coordinating Commission

Agency Number: 52500

Version / Column Comparison Report - Detail
 2019-21 Biennium
 Support to Community Colleges
 Cross Reference Number: 52500-102-00-00-000000

Description	Agency Request Budget (V-01) 2019-21 Base Budget	Governor's Budget (Y-01) 2019-21 Base Budget	% Change from Column 1 to Column 2
	Column 1	Column 2	
REVENUE CATEGORIES			
GENERAL FUND APPROPRIATION			
0050 General Fund Appropriation			
8000 General Fund	573,940,185	573,940,185	0
OTHER			
0975 Other Revenues			
3400 Other Funds Ltd	10,350	10,350	0
TRANSFERS IN			
1150 Tsfr From Revenue, Dept of			
3400 Other Funds Ltd	35,460	35,460	0
TOTAL REVENUES			
8000 General Fund	573,940,185	573,940,185	0
3400 Other Funds Ltd	45,810	45,810	0
TOTAL REVENUES	\$573,985,995	\$573,985,995	0
AVAILABLE REVENUES			
8000 General Fund	573,940,185	573,940,185	0
3400 Other Funds Ltd	45,810	45,810	0
TOTAL AVAILABLE REVENUES	\$573,985,995	\$573,985,995	0
EXPENDITURES			
SPECIAL PAYMENTS			
6040 Dist to Local School Districts			
8000 General Fund	1,317,030	1,317,030	0
6045 Dist to Comm College Districts			
8000 General Fund	572,623,155	572,623,155	0

Higher Education Coordinating Commission

Agency Number: 52500

Version / Column Comparison Report - Detail
 2019-21 Biennium
 Support to Community Colleges

Cross Reference Number:52500-102-00-00-00000

Description	Agency Request Budget (V-01) 2019-21 Base Budget	Governor's Budget (Y-01) 2019-21 Base Budget	Column 2 minus Column 1	% Change from Column 1 to Column 2
	Column 1	Column 2		
3400 Other Funds Ltd	45,810	45,810	0	-
All Funds	572,668,965	572,668,965	0	-
TOTAL SPECIAL PAYMENTS				
8000 General Fund	573,940,185	573,940,185	0	-
3400 Other Funds Ltd	45,810	45,810	0	-
TOTAL SPECIAL PAYMENTS	\$573,985,995	\$573,985,995	0	-

Higher Education Coordinating Commission

Agency Number: 52500

Version / Column Comparison Report - Detail
 2019-21 Biennium
 Public University Ops & Student Support

Cross Reference Number:52500-103-00-00-00000

Description	Agency Request Budget (V-01) 2019-21 Base Budget	Governor's Budget (Y-01) 2019-21 Base Budget	Column 2 minus Column 1	% Change from Column 1 to Column 2
	Column 1	Column 2		
REVENUE CATEGORIES				
GENERAL FUND APPROPRIATION				
0050 General Fund Appropriation				
8000 General Fund	736,898,583	736,898,583	0	-
AVAILABLE REVENUES				
8000 General Fund	736,898,583	736,898,583	0	-
EXPENDITURES				
SPECIAL PAYMENTS				
6048 Spc Pmt to Public Universities				
8000 General Fund	43,577,865	43,577,865	0	-
6085 Other Special Payments				
8000 General Fund	693,320,718	693,320,718	0	-
TOTAL SPECIAL PAYMENTS				
8000 General Fund	736,898,583	736,898,583	0	-

Higher Education Coordinating Commission

Agency Number: 52500

Cross Reference Number:52500-104-00-00-000000

Version / Column Comparison Report - Detail

2019-21 Biennium

Public University State Programs

Description	Agency Request Budget (V-01) 2019-21 Base Budget	Governor's Budget (Y-01) 2019-21 Base Budget	Column 2 minus Column 1	% Change from Column 1 to Column 2
	Column 1	Column 2		
REVENUE CATEGORIES				
GENERAL FUND APPROPRIATION				
0050 General Fund Appropriation				
8000 General Fund	46,206,110	46,206,110	0	-
AVAILABLE REVENUES				
8000 General Fund	46,206,110	46,206,110	0	-
EXPENDITURES				
SPECIAL PAYMENTS				
6048 Spc Pmt to Public Universities				
8000 General Fund	6,674,096	6,674,096	0	-
3200 Other Funds Non-Ltd	30,975,977	30,975,977	0	-
All Funds	37,650,073	37,650,073	0	-
6085 Other Special Payments				
8000 General Fund	39,532,014	39,532,014	0	-
TOTAL SPECIAL PAYMENTS				
8000 General Fund	46,206,110	46,206,110	0	-
3200 Other Funds Non-Ltd	30,975,977	30,975,977	0	-
TOTAL SPECIAL PAYMENTS	\$77,182,087	\$77,182,087	0	-
ENDING BALANCE				
3200 Other Funds Non-Ltd	(30,975,977)	(30,975,977)	0	-

Higher Education Coordinating Commission

Agency Number: 52500

Version / Column Comparison Report - Detail
 2019-21 Biennium
 Agriculture Experiment Station
 Cross Reference Number: 52500-105-00-00-000000

Description	Agency Request Budget (V-01) 2019-21 Base Budget	Governor's Budget (Y-01) 2019-21 Base Budget	Column 2 minus Column 1	% Change from Column 1 to Column 2
	Column 1	Column 2		
REVENUE CATEGORIES				
GENERAL FUND APPROPRIATION				
0050 General Fund Appropriation				
8000 General Fund	66,468,861	66,468,861	0	-
AVAILABLE REVENUES				
8000 General Fund	66,468,861	66,468,861	0	-
EXPENDITURES				
SPECIAL PAYMENTS				
6048 Spc Pmt to Public Universities				
8000 General Fund	702,901	702,901	0	-
6085 Other Special Payments				
8000 General Fund	65,765,960	65,765,960	0	-
TOTAL SPECIAL PAYMENTS				
8000 General Fund	66,468,861	66,468,861	0	-

Higher Education Coordinating Commission

Agency Number: 52500

Version / Column Comparison Report - Detail
 2019-21 Biennium
 Extension Service
 Cross Reference Number:52500-106-00-00-00000

Description	Agency Request Budget (V-01) 2019-21 Base Budget	Governor's Budget (Y-01) 2019-21 Base Budget	Column 2 minus Column 1	% Change from Column 1 to Column 2
	Column 1	Column 2		
REVENUE CATEGORIES				
GENERAL FUND APPROPRIATION				
0050 General Fund Appropriation				
8000 General Fund	47,717,403	47,717,403	0	-
TRANSFERS IN				
1107 Tsfr From Administrative Svcs				
4400 Lottery Funds Ltd	24,000,000	24,000,000	0	-
TOTAL REVENUES				
8000 General Fund	47,717,403	47,717,403	0	-
4400 Lottery Funds Ltd	24,000,000	24,000,000	0	-
TOTAL REVENUES	\$71,717,403	\$71,717,403	0	-
AVAILABLE REVENUES				
8000 General Fund	47,717,403	47,717,403	0	-
4400 Lottery Funds Ltd	24,000,000	24,000,000	0	-
TOTAL AVAILABLE REVENUES	\$71,717,403	\$71,717,403	0	-
EXPENDITURES				
SPECIAL PAYMENTS				
6048 Spc Pmt to Public Universities				
8000 General Fund	233,140	233,140	0	-
4400 Lottery Funds Ltd	24,000,000	24,000,000	0	-
All Funds	24,233,140	24,233,140	0	-
6085 Other Special Payments				
8000 General Fund	47,484,263	47,484,263	0	-
TOTAL SPECIAL PAYMENTS				

Higher Education Coordinating Commission

Agency Number: 52500

Version / Column Comparison Report - Detail
 2019-21 Biennium
 Extension Service
 Cross Reference Number: 52500-106-00-00-00000

Description	Agency Request Budget (V-01) 2019-21 Base Budget		Governor's Budget (Y-01) 2019-21 Base Budget		Column 2 minus Column 1	% Change from Column 1 to Column 2
	Column 1	Column 2	Column 1	Column 2		
8000 General Fund	47,717,403	47,717,403	47,717,403	47,717,403	0	-
4400 Lottery Funds Ltd	24,000,000	24,000,000	24,000,000	24,000,000	0	-
TOTAL SPECIAL PAYMENTS	\$71,717,403	\$71,717,403	\$71,717,403	\$71,717,403	0	-

Higher Education Coordinating Commission

Agency Number: 52500

Version / Column Comparison Report - Detail
 2019-21 Biennium
 Forest Research Laboratory
 Cross Reference Number: 52500-107-00-00-00000

Description	Agency Request Budget (V-01) 2019-21 Base Budget	Governor's Budget (Y-01) 2019-21 Base Budget	% Change from Column 1 to Column 2
	Column 1	Column 2	
REVENUE CATEGORIES			
GENERAL FUND APPROPRIATION			
0050 General Fund Appropriation			
8000 General Fund	10,224,041	10,224,041	0
AVAILABLE REVENUES			
8000 General Fund	10,224,041	10,224,041	0
EXPENDITURES			
SPECIAL PAYMENTS			
6048 Spc Pmt to Public Universities			
8000 General Fund	49,953	49,953	0
6085 Other Special Payments			
8000 General Fund	10,174,088	10,174,088	0
TOTAL SPECIAL PAYMENTS			
8000 General Fund	10,224,041	10,224,041	0

Higher Education Coordinating Commission

Agency Number: 52500

Cross Reference Number:52500-108-00-00-000000

Version / Column Comparison Report - Detail

2019-21 Biennium

OHSU Programs

Description	Agency Request Budget (V-01) 2019-21 Base Budget	Governor's Budget (Y-01) 2019-21 Base Budget	Column 2 minus Column 1	% Change from Column 1 to Column 2
	Column 1	Column 2		
REVENUE CATEGORIES				
GENERAL FUND APPROPRIATION				
0050 General Fund Appropriation	77,277,432	77,277,432	0	-
8000 General Fund				
AVAILABLE REVENUES				
8000 General Fund	77,277,432	77,277,432	0	-
EXPENDITURES				
SPECIAL PAYMENTS				
6048 Spc Pmt to Public Universities	1,613,029	1,613,029	0	-
8000 General Fund				
6085 Other Special Payments	75,664,403	75,664,403	0	-
8000 General Fund				
TOTAL SPECIAL PAYMENTS				
8000 General Fund	77,277,432	77,277,432	0	-

Higher Education Coordinating Commission

Agency Number: 52500

Version / Column Comparison Report - Detail
 2019-21 Biennium
 Student Assistance
 Cross Reference Number: 52500-109-00-00-000000

Description	Agency Request Budget (V-01) 2019-21 Base Budget	Governor's Budget (Y-01) 2019-21 Base Budget	Column 2 minus Column 1	% Change from Column 1 to Column 2
	Column 1	Column 2		
BEGINNING BALANCE				
0025 Beginning Balance				
4400 Lottery Funds Ltd	7,284,497	7,284,497	0	-
3400 Other Funds Ltd	1,390,696	1,390,696	0	-
All Funds	8,675,193	8,675,193	0	-
REVENUE CATEGORIES				
GENERAL FUND APPROPRIATION				
0050 General Fund Appropriation				
8000 General Fund	168,665,627	168,665,627	0	-
INTEREST EARNINGS				
0605 Interest Income				
3400 Other Funds Ltd	82,965	82,965	0	-
DONATIONS AND CONTRIBUTIONS				
0905 Donations				
3400 Other Funds Ltd	12,238,133	12,238,133	0	-
0910 Grants (Non-Fed)				
3400 Other Funds Ltd	80,824	80,824	0	-
TOTAL DONATIONS AND CONTRIBUTIONS				
3400 Other Funds Ltd	12,318,957	12,318,957	0	-
OTHER				
0975 Other Revenues				
3400 Other Funds Ltd	169,337	169,337	0	-
8800 General Fund Revenue	123,947	123,947	0	-
All Funds	293,284	293,284	0	-

Higher Education Coordinating Commission

Agency Number: 52500

Version / Column Comparison Report - Detail
 2019-21 Biennium
 Student Assistance
 Cross Reference Number: 52500-109-00-00-00000

Description	Agency Request Budget (V-01) 2019-21 Base Budget	Governor's Budget (Y-01) 2019-21 Base Budget	Column 2 minus Column 1	% Change from Column 1 to Column 2
	Column 1	Column 2		
TRANSFERS IN				
1100 Tsfr From Human Svcs, Dept of				
3400 Other Funds Ltd	1,928,000	1,481,272	(446,728)	-23.17%
1107 Tsfr From Administrative Svcs				
4400 Lottery Funds Ltd	49,339,297	21,534,626	(27,804,671)	-56.35%
TOTAL TRANSFERS IN				
4400 Lottery Funds Ltd	49,339,297	21,534,626	(27,804,671)	-56.35%
3400 Other Funds Ltd	1,928,000	1,481,272	(446,728)	-23.17%
TOTAL TRANSFERS IN	\$51,267,297	\$23,015,898	(\$28,251,399)	-55.11%
TOTAL REVENUES				
8000 General Fund	168,665,627	168,665,627	0	-
4400 Lottery Funds Ltd	49,339,297	21,534,626	(27,804,671)	-56.35%
3400 Other Funds Ltd	14,499,259	14,052,531	(446,728)	-3.08%
8800 General Fund Revenue	123,947	123,947	0	-
TOTAL REVENUES	\$232,628,130	\$204,376,731	(\$28,251,399)	-12.14%
TRANSFERS OUT				
2060 Transfer to General Fund				
8800 General Fund Revenue	(123,947)	(123,947)	0	-
AVAILABLE REVENUES				
8000 General Fund	168,665,627	168,665,627	0	-
4400 Lottery Funds Ltd	56,623,794	28,819,123	(27,804,671)	-49.10%
3400 Other Funds Ltd	15,889,955	15,443,227	(446,728)	-2.81%
TOTAL AVAILABLE REVENUES	\$241,179,376	\$212,927,977	(\$28,251,399)	-11.71%
EXPENDITURES				

Higher Education Coordinating Commission

Agency Number: 52500

Version / Column Comparison Report - Detail
 2019-21 Biennium
 Student Assistance
 Cross Reference Number: 52500-109-00-00-000000

Description	Agency Request Budget (V-01) 2019-21 Base Budget		Governor's Budget (Y-01) 2019-21 Base Budget		Column 2 minus Column 1	% Change from Column 1 to Column 2
	Column 1	Column 2	Column 1	Column 2		
SPECIAL PAYMENTS						
6035 Dist to Individuals						
8000 General Fund	168,665,627		168,665,627		0	-
4400 Lottery Funds Ltd	20,746,268		20,746,268		0	-
3400 Other Funds Ltd	15,230,376		15,230,376		0	-
All Funds	204,642,271		204,642,271		0	-
ENDING BALANCE						
4400 Lottery Funds Ltd	35,877,526		8,072,855		(27,804,671)	-77.50%
3400 Other Funds Ltd	659,579		212,851		(446,728)	-67.73%
TOTAL ENDING BALANCE	\$36,537,105		\$8,285,706		(\$28,251,399)	-77.32%

Higher Education Coordinating Commission

Agency Number: 52500

Version / Column Comparison Report - Detail
 2019-21 Biennium
 Workforce and Other Special Payments
 Cross Reference Number:52500-110-00-00-00000

Description	Agency Request Budget (V-01) 2019-21 Base Budget	Governor's Budget (Y-01) 2019-21 Base Budget	Column 2 minus Column 1	% Change from Column 1 to Column 2
	Column 1	Column 2		
REVENUE CATEGORIES				
GENERAL FUND APPROPRIATION				
0050 General Fund Appropriation				
8000 General Fund	8,144,577	8,144,577	0	-
DONATIONS AND CONTRIBUTIONS				
0910 Grants (Non-Fed)				
3400 Other Funds Ltd	2,657,607	2,657,607	0	-
FEDERAL FUNDS REVENUE				
0995 Federal Funds				
6200 Federal Funds Non-Ltd	19,689,647	19,689,647	0	-
6400 Federal Funds Ltd	99,469,953	99,469,953	0	-
All Funds	119,159,600	119,159,600	0	-
TRANSFERS IN				
1581 Tsfr From Education, Dept of				
3400 Other Funds Ltd	420,264	420,264	0	-
TOTAL REVENUES				
8000 General Fund	8,144,577	8,144,577	0	-
3400 Other Funds Ltd	3,077,871	3,077,871	0	-
6200 Federal Funds Non-Ltd	19,689,647	19,689,647	0	-
6400 Federal Funds Ltd	99,469,953	99,469,953	0	-
TOTAL REVENUES	\$130,382,048	\$130,382,048	0	-
AVAILABLE REVENUES				
8000 General Fund	8,144,577	8,144,577	0	-
3400 Other Funds Ltd	3,077,871	3,077,871	0	-

Higher Education Coordinating Commission

Agency Number: 52500

Version / Column Comparison Report - Detail

Cross Reference Number:52500-110-00-00-00000

2019-21 Biennium

Workforce and Other Special Payments

Description	Agency Request Budget (V-01) 2019-21 Base Budget		Governor's Budget (Y-01) 2019-21 Base Budget		Column 2 minus Column 1	% Change from Column 1 to Column 2
	Column 1	Column 2	Column 1	Column 2		
6200 Federal Funds Non-Ltd	19,689,647		19,689,647		0	-
6400 Federal Funds Ltd	99,469,953		99,469,953		0	-
TOTAL AVAILABLE REVENUES	\$130,382,048		\$130,382,048		0	-
EXPENDITURES						
SPECIAL PAYMENTS						
6020 Dist to Counties						
6400 Federal Funds Ltd	8,630		8,630		0	-
6025 Dist to Other Gov Unit						
6200 Federal Funds Non-Ltd	19,689,647		19,689,647		0	-
6400 Federal Funds Ltd	67,982		67,982		0	-
All Funds	19,757,629		19,757,629		0	-
6030 Dist to Non-Gov Units						
8000 General Fund	8,144,577		8,144,577		0	-
3400 Other Funds Ltd	318,838		318,838		0	-
6400 Federal Funds Ltd	84,260,290		84,260,290		0	-
All Funds	92,723,705		92,723,705		0	-
6045 Dist to Comm College Districts						
3400 Other Funds Ltd	748,283		748,283		0	-
6400 Federal Funds Ltd	14,816,057		14,816,057		0	-
All Funds	15,564,340		15,564,340		0	-
6291 Spc Pmt to Corrections, Dept of						
6400 Federal Funds Ltd	189,850		189,850		0	-
6471 Spc Pmt to Employment Dept						
3400 Other Funds Ltd	51,807		51,807		0	-

Higher Education Coordinating Commission

Agency Number: 52500

Version / Column Comparison Report - Detail

Cross Reference Number:52500-110-00-00-00000

2019-21 Biennium

Workforce and Other Special Payments

Description	Agency Request Budget (V-01) 2019-21 Base Budget	Governor's Budget (Y-01) 2019-21 Base Budget	Column 2 minus Column 1	% Change from Column 1 to Column 2
	Column 1	Column 2		
6400 Federal Funds Ltd	127,344	127,344	0	-
All Funds	179,151	179,151	0	-
TOTAL SPECIAL PAYMENTS				
8000 General Fund	8,144,577	8,144,577	0	-
3400 Other Funds Ltd	1,118,928	1,118,928	0	-
6200 Federal Funds Non-Ltd	19,689,647	19,689,647	0	-
6400 Federal Funds Ltd	99,470,153	99,470,153	0	-
TOTAL SPECIAL PAYMENTS	\$128,423,305	\$128,423,305	0	-
ENDING BALANCE				
3400 Other Funds Ltd	1,958,943	1,958,943	0	-
6400 Federal Funds Ltd	(200)	(200)	0	-
TOTAL ENDING BALANCE	\$1,958,743	\$1,958,743	0	-

Higher Education Coordinating Commission

Agency Number: 52500

Version / Column Comparison Report - Detail
 2019-21 Biennium
 Sports Lottery
 Cross Reference Number: 52500-112-00-00-00000

Description	Agency Request Budget (V-01) 2019-21 Base Budget	Governor's Budget (Y-01) 2019-21 Base Budget	Column 2 minus Column 1	% Change from Column 1 to Column 2
	Column 1	Column 2		
REVENUE CATEGORIES				
TRANSFERS IN				
1107 Tsfr From Administrative Svcs				
4400 Lottery Funds Ltd	8,240,000	8,240,000	0	-
AVAILABLE REVENUES				
4400 Lottery Funds Ltd	8,240,000	8,240,000	0	-
EXPENDITURES				
SPECIAL PAYMENTS				
6085 Other Special Payments				
4400 Lottery Funds Ltd	8,240,000	8,240,000	0	-

Higher Education Coordinating Commission

Agency Number: 52500

Version / Column Comparison Report - Detail
 2019-21 Biennium
 Public University Debt Service
 Cross Reference Number: 52500-113-00-00-00000

Description	Agency Request Budget (V-01) 2019-21 Base Budget		Governor's Budget (Y-01) 2019-21 Base Budget		Column 2 minus Column 1	% Change from Column 1 to Column 2
	Column 1	Column 2	Column 1	Column 2		
REVENUE CATEGORIES						
GENERAL FUND APPROPRIATION						
0050 General Fund Appropriation						
8000 General Fund	13,641,474		13,641,474		0	-
8030 General Fund Debt Svc	189,869,350		189,869,350		0	-
All Funds	203,510,824		203,510,824		0	-
OTHER						
0975 Other Revenues						
3230 Other Funds Debt Svc Non-Ltd	203,917,130		203,917,130		0	-
FEDERAL FUNDS REVENUE						
0995 Federal Funds						
6230 Federal Funds Debt Svc NL	4,597,230		4,597,230		0	-
TRANSFERS IN						
1107 Tsfr From Administrative Svcs						
4430 Lottery Funds Debt Svc Ltd	34,519,205		34,519,205		0	-
TOTAL REVENUES						
8000 General Fund	13,641,474		13,641,474		0	-
8030 General Fund Debt Svc	189,869,350		189,869,350		0	-
4430 Lottery Funds Debt Svc Ltd	34,519,205		34,519,205		0	-
3230 Other Funds Debt Svc Non-Ltd	203,917,130		203,917,130		0	-
6230 Federal Funds Debt Svc NL	4,597,230		4,597,230		0	-
TOTAL REVENUES	\$446,544,389		\$446,544,389		0	-
AVAILABLE REVENUES						
8000 General Fund	13,641,474		13,641,474		0	-

Higher Education Coordinating Commission

Agency Number: 52500

Version / Column Comparison Report - Detail
 2019-21 Biennium
 Public University Debt Service

Cross Reference Number:52500-113-00-00-00000

Description	Agency Request Budget (V-01) 2019-21 Base Budget	Governor's Budget (Y-01) 2019-21 Base Budget	Column 2 minus Column 1	% Change from Column 1 to Column 2
	Column 1	Column 2		
8030 General Fund Debt Svc	189,869,350	189,869,350	0	-
4430 Lottery Funds Debt Svc Ltd	34,519,205	34,519,205	0	-
3230 Other Funds Debt Svc Non-Ltd	203,917,130	203,917,130	0	-
6230 Federal Funds Debt Svc NL	4,597,230	4,597,230	0	-
TOTAL AVAILABLE REVENUES	\$446,544,389	\$446,544,389	0	-
EXPENDITURES				
SERVICES & SUPPLIES				
4225 State Gov. Service Charges				
8000 General Fund	216,773	216,773	0	-
SPECIAL PAYMENTS				
6065 Loan Repaid To State Agencies				
8000 General Fund	13,424,701	13,424,701	0	-
DEBT SERVICE				
7100 Principal - Bonds				
8030 General Fund Debt Svc	94,231,070	94,231,070	0	-
4430 Lottery Funds Debt Svc Ltd	19,082,600	19,082,600	0	-
3230 Other Funds Debt Svc Non-Ltd	96,666,800	96,666,800	0	-
All Funds	209,980,470	209,980,470	0	-
7150 Interest - Bonds				
8030 General Fund Debt Svc	95,638,280	95,638,280	0	-
4430 Lottery Funds Debt Svc Ltd	15,436,605	15,436,605	0	-
3230 Other Funds Debt Svc Non-Ltd	103,649,030	103,649,030	0	-
6230 Federal Funds Debt Svc NL	3,969,900	3,969,900	0	-
All Funds	218,693,815	218,693,815	0	-

Higher Education Coordinating Commission

Agency Number: 52500

Version / Column Comparison Report - Detail

Cross Reference Number:52500-113-00-00-00000

2019-21 Biennium

Public University Debt Service

Description	Agency Request Budget (V-01) 2019-21 Base Budget	Governor's Budget (Y-01) 2019-21 Base Budget	Column 2 minus Column 1	% Change from Column 1 to Column 2
	Column 1	Column 2		
7200 Principal - COP				
3230 Other Funds Debt Svc Non-Ltd	2,069,000	2,069,000	0	-
7250 Interest - COP				
3230 Other Funds Debt Svc Non-Ltd	1,532,300	1,532,300	0	-
6230 Federal Funds Debt Svc NL	627,330	627,330	0	-
All Funds	2,159,630	2,159,630	0	-
TOTAL DEBT SERVICE				
8030 General Fund Debt Svc	189,869,350	189,869,350	0	-
4430 Lottery Funds Debt Svc Ltd	34,519,205	34,519,205	0	-
3230 Other Funds Debt Svc Non-Ltd	203,917,130	203,917,130	0	-
6230 Federal Funds Debt Svc NL	4,597,230	4,597,230	0	-
TOTAL DEBT SERVICE	\$432,902,915	\$432,902,915	0	-
TOTAL EXPENDITURES				
8000 General Fund	13,641,474	13,641,474	0	-
8030 General Fund Debt Svc	189,869,350	189,869,350	0	-
4430 Lottery Funds Debt Svc Ltd	34,519,205	34,519,205	0	-
3230 Other Funds Debt Svc Non-Ltd	203,917,130	203,917,130	0	-
6230 Federal Funds Debt Svc NL	4,597,230	4,597,230	0	-
TOTAL EXPENDITURES	\$446,544,389	\$446,544,389	0	-

Higher Education Coordinating Commission

Agency Number: 52500

Version / Column Comparison Report - Detail

Cross Reference Number:52500-114-00-00-00000

2019-21 Biennium

Community College Debt Service

Description	Agency Request Budget (V-01) 2019-21 Base Budget	Governor's Budget (Y-01) 2019-21 Base Budget	Column 2 minus Column 1	% Change from Column 1 to Column 2
	Column 1	Column 2		
REVENUE CATEGORIES				
GENERAL FUND APPROPRIATION				
0050 General Fund Appropriation				
8030 General Fund Debt Svc	40,019,540	34,718,310	(5,301,230)	-13.25%
TRANSFERS IN				
1107 Tsfr From Administrative Svcs				
4430 Lottery Funds Debt Svc Ltd	11,520,140	11,520,140	0	-
TOTAL REVENUES				
8030 General Fund Debt Svc	40,019,540	34,718,310	(5,301,230)	-13.25%
4430 Lottery Funds Debt Svc Ltd	11,520,140	11,520,140	0	-
TOTAL REVENUES	\$51,539,680	\$46,238,450	(\$5,301,230)	-10.29%
AVAILABLE REVENUES				
8030 General Fund Debt Svc	40,019,540	34,718,310	(5,301,230)	-13.25%
4430 Lottery Funds Debt Svc Ltd	11,520,140	11,520,140	0	-
TOTAL AVAILABLE REVENUES	\$51,539,680	\$46,238,450	(\$5,301,230)	-10.29%
EXPENDITURES				
DEBT SERVICE				
7100 Principal - Bonds				
8030 General Fund Debt Svc	17,480,000	15,810,000	(1,670,000)	-9.55%
4430 Lottery Funds Debt Svc Ltd	6,956,160	6,956,160	0	-
All Funds	24,436,160	22,766,160	(1,670,000)	-6.83%
7150 Interest - Bonds				
8030 General Fund Debt Svc	22,539,540	18,908,310	(3,631,230)	-16.11%
4430 Lottery Funds Debt Svc Ltd	4,563,980	4,563,980	0	-

Higher Education Coordinating Commission

Agency Number: 52500

Version / Column Comparison Report - Detail

Cross Reference Number:52500-114-00-00-000000

2019-21 Biennium

Community College Debt Service

Description	Agency Request Budget (V-01) 2019-21 Base Budget		Governor's Budget (Y-01) 2019-21 Base Budget		Column 2 minus Column 1	% Change from Column 1 to Column 2
	Column 1	Column 2	Column 1	Column 2		
All Funds	27,103,520	23,472,290			(3,631,230)	-13.40%
TOTAL DEBT SERVICE						
8030 General Fund Debt Svc	40,019,540	34,718,310			(5,301,230)	-13.25%
4430 Lottery Funds Debt Svc Ltd	11,520,140	11,520,140			0	-
TOTAL DEBT SERVICE	\$51,539,660	\$46,238,450			(\$5,301,230)	-10.29%

Higher Education Coordinating Commission

Agency Number: 52500

Version / Column Comparison Report - Detail
 2019-21 Biennium
 OHSU Debt Service
 Cross Reference Number:52500-115-00-00-00000

Description	Agency Request Budget (V-01) 2019-21 Base Budget	Governor's Budget (Y-01) 2019-21 Base Budget	Column 2 minus Column 1	% Change from Column 1 to Column 2
	Column 1	Column 2		
REVENUE CATEGORIES				
GENERAL FUND APPROPRIATION				
0050 General Fund Appropriation				
8030 General Fund Debt Svc	23,864,460	23,864,460	0	-
OTHER				
0975 Other Revenues				
3230 Other Funds Debt Svc Non-Ltd	7,298,890	7,298,890	0	-
TRANSFERS IN				
1107 Tsfr From Administrative Svcs				
3400 Other Funds Ltd	43,000	43,000	0	-
3430 Other Funds Debt Svc Ltd	30,871,500	30,871,500	0	-
All Funds	30,914,500	30,914,500	0	-
TOTAL REVENUES				
8030 General Fund Debt Svc	23,864,460	23,864,460	0	-
3230 Other Funds Debt Svc Non-Ltd	7,298,890	7,298,890	0	-
3400 Other Funds Ltd	43,000	43,000	0	-
3430 Other Funds Debt Svc Ltd	30,871,500	30,871,500	0	-
TOTAL REVENUES	\$62,077,850	\$62,077,850	0	-
AVAILABLE REVENUES				
8030 General Fund Debt Svc	23,864,460	23,864,460	0	-
3230 Other Funds Debt Svc Non-Ltd	7,298,890	7,298,890	0	-
3400 Other Funds Ltd	43,000	43,000	0	-
3430 Other Funds Debt Svc Ltd	30,871,500	30,871,500	0	-
TOTAL AVAILABLE REVENUES	\$62,077,850	\$62,077,850	0	-

Higher Education Coordinating Commission

Agency Number: 52500

Version / Column Comparison Report - Detail
 2019-21 Biennium
 OHSU Debt Service
 Cross Reference Number:52500-115-00-00-00000

Description	Agency Request Budget (V-01) 2019-21 Base Budget	Governor's Budget (Y-01) 2019-21 Base Budget	Column 2 minus Column 1	% Change from Column 1 to Column 2
	Column 1	Column 2		
EXPENDITURES				
DEBT SERVICE				
7100 Principal - Bonds				
8030 General Fund Debt Svc	7,688,540	7,688,540	0	-
3230 Other Funds Debt Svc Non-Ltd	2,741,510	2,741,510	0	-
3430 Other Funds Debt Svc Ltd	26,195,000	26,195,000	0	-
All Funds	36,625,050	36,625,050	0	-
7150 Interest - Bonds				
8030 General Fund Debt Svc	16,175,920	16,175,920	0	-
3230 Other Funds Debt Svc Non-Ltd	4,557,380	4,557,380	0	-
3430 Other Funds Debt Svc Ltd	4,676,500	4,676,500	0	-
All Funds	25,409,800	25,409,800	0	-
TOTAL DEBT SERVICE				
8030 General Fund Debt Svc	23,864,460	23,864,460	0	-
3230 Other Funds Debt Svc Non-Ltd	7,298,890	7,298,890	0	-
3430 Other Funds Debt Svc Ltd	30,871,500	30,871,500	0	-
TOTAL DEBT SERVICE	\$62,034,850	\$62,034,850	0	-
ENDING BALANCE				
3400 Other Funds Ltd	43,000	43,000	0	-

Higher Education Coordinating Commission

Agency Number: 52500

Version / Column Comparison Report - Detail
 2019-21 Biennium
 Community College Capital Construction
 Cross Reference Number: 52500-117-00-00-00000

Description	Agency Request Budget (V-01) 2019-21 Base Budget	Governor's Budget (Y-01) 2019-21 Base Budget	Column 2 minus Column 1	% Change from Column 1 to Column 2
	Column 1	Column 2		
EXPENDITURES				
SPECIAL PAYMENTS				
6045 Dist to Comm College Districts	1,500,000	1,500,000	0	-
3400 Other Funds Ltd	(1,500,000)	(1,500,000)	0	-
ENDING BALANCE				
3400 Other Funds Ltd				

Higher Education Coordinating Commission

Agency Number: 52500

Package Comparison Report - Detail
 2019-21 Biennium
 HECC Operations

Cross Reference Number: 52500-101-00-00-00000
 Package: Non-PICS Psnl Svc / Vacancy Factor
 Pkg Group: ESS Pkg Type: 010 Pkg Number: 010

Description	Agency Request Budget (V-01)	Governor's Budget (Y-01)	Column 2 Minus Column 1	% Change from Column 1 to Column 2
	Column 1	Column 2		
REVENUE CATEGORIES				
GENERAL FUND APPROPRIATION				
0050 General Fund Appropriation				
8000 General Fund	336,149	336,149	0	0.00%
FEDERAL FUNDS REVENUE				
0995 Federal Funds				
6400 Federal Funds Ltd	250,188	250,188	0	0.00%
REVENUE CATEGORIES				
8000 General Fund	336,149	336,149	0	0.00%
6400 Federal Funds Ltd	250,188	250,188	0	0.00%
TOTAL REVENUE CATEGORIES	\$586,337	\$586,337	\$0	0.00%
AVAILABLE REVENUES				
8000 General Fund	336,149	336,149	0	0.00%
6400 Federal Funds Ltd	250,188	250,188	0	0.00%
TOTAL AVAILABLE REVENUES	\$586,337	\$586,337	\$0	0.00%
EXPENDITURES				
PERSONAL SERVICES				
SALARIES & WAGES				
3160 Temporary Appointments				

Higher Education Coordinating Commission

Agency Number: 52500

Package Comparison Report - Detail
 2019-21 Biennium
 HECC Operations

Cross Reference Number: 52500-101-00-00-00000
 Package: Non-PICS Psnl Svc / Vacancy Factor
 Pkg Group: ESS Pkg Type: 010 Pkg Number: 010

Description	Agency Request Budget (V-01)	Governor's Budget (Y-01)	Column 2 Minus Column 1	% Change from Column 1 to Column 2
	Column 1	Column 2		
8000 General Fund	3,697	3,697	0	0.00%
3400 Other Funds Ltd	4,255	4,255	0	0.00%
6400 Federal Funds Ltd	679	679	0	0.00%
All Funds	8,631	8,631	0	0.00%
3170 Overtime Payments				
8000 General Fund	24	24	0	0.00%
3400 Other Funds Ltd	87	87	0	0.00%
6400 Federal Funds Ltd	101	101	0	0.00%
All Funds	212	212	0	0.00%
3190 All Other Differential				
8000 General Fund	1,386	1,386	0	0.00%
3400 Other Funds Ltd	491	491	0	0.00%
All Funds	1,877	1,877	0	0.00%
SALARIES & WAGES				
8000 General Fund	5,107	5,107	0	0.00%
3400 Other Funds Ltd	4,833	4,833	0	0.00%
6400 Federal Funds Ltd	780	780	0	0.00%
TOTAL SALARIES & WAGES	\$10,720	\$10,720	\$0	0.00%
OTHER PAYROLL EXPENSES				

Higher Education Coordinating Commission

Agency Number: 52500

Package Comparison Report - Detail
 2019-21 Biennium
 HECC Operations

Cross Reference Number: 52500-101-00-00-00000
 Package: Non-PICS Psnl Svc / Vacancy Factor
 Pkg Group: ESS Pkg Type: 010 Pkg Number: 010

Description	Agency Request Budget (V-01)	Governor's Budget (Y-01)		Column 2 Minus Column 1	% Change from Column 1 to Column 2
	Column 1	Column 2	Column 2		
3220 Public Employees Retire Cont					
8000 General Fund	240		240	0	0.00%
3400 Other Funds Ltd	97		97	0	0.00%
6400 Federal Funds Ltd	17		17	0	0.00%
All Funds	354		354	0	0.00%
3221 Pension Obligation Bond					
8000 General Fund	54,395		54,395	0	0.00%
3400 Other Funds Ltd	8,116		8,116	0	0.00%
6400 Federal Funds Ltd	43,911		43,911	0	0.00%
All Funds	106,422		106,422	0	0.00%
3230 Social Security Taxes					
8000 General Fund	391		391	0	0.00%
3400 Other Funds Ltd	369		369	0	0.00%
6400 Federal Funds Ltd	59		59	0	0.00%
All Funds	819		819	0	0.00%
3260 Mass Transit Tax					
8000 General Fund	3,698		3,698	0	0.00%
3400 Other Funds Ltd	2,319		2,319	0	0.00%
All Funds	6,017		6,017	0	0.00%

Higher Education Coordinating Commission

Agency Number: 52500

Package Comparison Report - Detail
 2019-21 Biennium
 HECC Operations

Cross Reference Number: 52500-101-00-00-00000
 Package: Non-PICS Psnl Svc / Vacancy Factor
 Pkg Group: ESS Pkg Type: 010 Pkg Number: 010

Description	Agency Request Budget (V-01)		Governor's Budget (Y-01)		Column 2 Minus Column 1	% Change from Column 1 to Column 2
	Column 1	Column 2	Column 1	Column 2		
OTHER PAYROLL EXPENSES						
8000 General Fund	58,724	58,724	58,724	0	0	0.00%
3400 Other Funds Ltd	10,901	10,901	10,901	0	0	0.00%
6400 Federal Funds Ltd	43,987	43,987	43,987	0	0	0.00%
TOTAL OTHER PAYROLL EXPENSES	\$113,612	\$113,612	\$113,612	\$0	\$0	0.00%
P.S. BUDGET ADJUSTMENTS						
3455 Vacancy Savings						
8000 General Fund	272,318	272,318	272,318	0	0	0.00%
3400 Other Funds Ltd	163,753	163,753	163,753	0	0	0.00%
6400 Federal Funds Ltd	205,421	205,421	205,421	0	0	0.00%
All Funds	641,492	641,492	641,492	0	0	0.00%
P.S. BUDGET ADJUSTMENTS						
8000 General Fund	272,318	272,318	272,318	0	0	0.00%
3400 Other Funds Ltd	163,753	163,753	163,753	0	0	0.00%
6400 Federal Funds Ltd	205,421	205,421	205,421	0	0	0.00%
TOTAL P.S. BUDGET ADJUSTMENTS	\$641,492	\$641,492	\$641,492	\$0	\$0	0.00%
PERSONAL SERVICES						
8000 General Fund	336,149	336,149	336,149	0	0	0.00%
3400 Other Funds Ltd	179,487	179,487	179,487	0	0	0.00%

Higher Education Coordinating Commission

Agency Number: 52500

Package Comparison Report - Detail

Cross Reference Number: 52500-101-00-00-00000

2019-21 Biennium

Package: Non-PICS Psnl Svc / Vacancy Factor

HECC Operations

Pkg Group: ESS Pkg Type: 010 Pkg Number: 010

Description	Agency Request Budget (V-01)		Governor's Budget (Y-01)		Column 2 Minus Column 1	% Change from Column 1 to Column 2
	Column 1	Column 2	Column 1	Column 2		
6400 Federal Funds Ltd	250,188	250,188	250,188	0	0	0.00%
TOTAL PERSONAL SERVICES	\$765,824	\$765,824	\$765,824	\$0	\$0	0.00%
EXPENDITURES						
8000 General Fund	336,149	336,149	336,149	0	0	0.00%
3400 Other Funds Ltd	179,487	179,487	179,487	0	0	0.00%
6400 Federal Funds Ltd	250,188	250,188	250,188	0	0	0.00%
TOTAL EXPENDITURES	\$765,824	\$765,824	\$765,824	\$0	\$0	0.00%
ENDING BALANCE						
8000 General Fund	-	-	-	0	0	0.00%
3400 Other Funds Ltd	(179,487)	(179,487)	(179,487)	0	0	0.00%
6400 Federal Funds Ltd	-	-	-	0	0	0.00%
TOTAL ENDING BALANCE	(\$179,487)	(\$179,487)	(\$179,487)	\$0	\$0	0.00%

Higher Education Coordinating Commission

Agency Number: 52500

Package Comparison Report - Detail
 2019-21 Biennium
 HECC Operations

Cross Reference Number: 52500-101-00-00-00000
 Package: Phase - In
 Pkg Group: ESS Pkg Type: 020 Pkg Number: 021

Description	Agency Request Budget (V-01)		Governor's Budget (Y-01)		Column 2 Minus Column 1	% Change from Column 1 to Column 2
	Column 1	Column 2	Column 1	Column 2		
REVENUE CATEGORIES						
GENERAL FUND APPROPRIATION						
0050 General Fund Appropriation						
8000 General Fund	27,388		27,388		0	0.00%
FEDERAL FUNDS REVENUE						
0995 Federal Funds						
6400 Federal Funds Ltd	3,284,863		3,284,863		0	0.00%
REVENUE CATEGORIES						
8000 General Fund	27,388		27,388		0	0.00%
6400 Federal Funds Ltd	3,284,863		3,284,863		0	0.00%
TOTAL REVENUE CATEGORIES	\$3,312,251		\$3,312,251		\$0	0.00%
AVAILABLE REVENUES						
8000 General Fund	27,388		27,388		0	0.00%
6400 Federal Funds Ltd	3,284,863		3,284,863		0	0.00%
TOTAL AVAILABLE REVENUES	\$3,312,251		\$3,312,251		\$0	0.00%
EXPENDITURES						
SERVICES & SUPPLIES						
4650 Other Services and Supplies						
8000 General Fund	27,388		27,388		0	0.00%

Higher Education Coordinating Commission

Agency Number: 52500

Package Comparison Report - Detail
 2019-21 Biennium
 HECC Operations

Cross Reference Number: 52500-101-00-00-00000
 Package: Phase - In
 Pkg Group: ESS Pkg Type: 020 Pkg Number: 021

Description	Agency Request Budget (V-01)		Governor's Budget (Y-01)		Column 2 Minus Column 1	% Change from Column 1 to Column 2
	Column 1	Column 2	Column 1	Column 2		
6400 Federal Funds Ltd	2,587	2,587	2,587	2,587	0	0.00%
All Funds	29,975	29,975	29,975	29,975	0	0.00%
SERVICES & SUPPLIES						
8000 General Fund	27,388	27,388	27,388	27,388	0	0.00%
6400 Federal Funds Ltd	2,587	2,587	2,587	2,587	0	0.00%
TOTAL SERVICES & SUPPLIES	\$29,975	\$29,975	\$29,975	\$29,975	\$0	0.00%
SPECIAL PAYMENTS						
6030 Dist to Non-Gov Units						
6400 Federal Funds Ltd	2,460,890	2,460,890	2,460,890	2,460,890	0	0.00%
6050 Dist to Non-Profit Organizations						
6400 Federal Funds Ltd	821,386	821,386	821,386	821,386	0	0.00%
SPECIAL PAYMENTS						
6400 Federal Funds Ltd	3,282,276	3,282,276	3,282,276	3,282,276	0	0.00%
TOTAL SPECIAL PAYMENTS	\$3,282,276	\$3,282,276	\$3,282,276	\$3,282,276	\$0	0.00%
EXPENDITURES						
8000 General Fund	27,388	27,388	27,388	27,388	0	0.00%
6400 Federal Funds Ltd	3,284,863	3,284,863	3,284,863	3,284,863	0	0.00%
TOTAL EXPENDITURES	\$3,312,251	\$3,312,251	\$3,312,251	\$3,312,251	\$0	0.00%
ENDING BALANCE						

Higher Education Coordinating Commission

Agency Number: 52500

Package Comparison Report - Detail
 2019-21 Biennium
 HECC Operations

Cross Reference Number: 52500-101-00-00-00000
 Package: Phase - In
 Pkg Group: ESS Pkg Type: 020 Pkg Number: 021

Description	Agency Request Budget (V-01)	Governor's Budget (Y-01)		Column 2 Minus Column 1	% Change from Column 1 to Column 2
	Column 1	Column 2			
8000 General Fund	-	-	0	0	0.00%
6400 Federal Funds Ltd	-	-	0	0	0.00%
TOTAL ENDING BALANCE	-	-	\$0		0.00%

Higher Education Coordinating Commission

Agency Number: 52500

Package Comparison Report - Detail
 2019-21 Biennium
 HECC Operations

Cross Reference Number: 52500-101-00-00-00000
 Package: Phase-out Pgm & One-time Costs
 Pkg Group: ESS Pkg Type: 020 Pkg Number: 022

Description	Agency Request Budget (V-01)	Governor's Budget (Y-01)	Column 2 Minus Column 1	% Change from Column 1 to Column 2
	Column 1	Column 2		
REVENUE CATEGORIES				
GENERAL FUND APPROPRIATION				
0050 General Fund Appropriation	(1,137,206)	(1,137,206)	0	0.00%
8000 General Fund				
REVENUE CATEGORIES				
8000 General Fund	(1,137,206)	(1,137,206)	0	0.00%
TOTAL REVENUE CATEGORIES	(\$1,137,206)	(\$1,137,206)	\$0	0.00%
AVAILABLE REVENUES				
8000 General Fund	(1,137,206)	(1,137,206)	0	0.00%
TOTAL AVAILABLE REVENUES	(\$1,137,206)	(\$1,137,206)	\$0	0.00%
EXPENDITURES				
SERVICES & SUPPLIES				
4100 Instate Travel	(5,000)	(5,000)	0	0.00%
8000 General Fund				
4175 Office Expenses	(3,206)	(3,206)	0	0.00%
8000 General Fund				
4300 Professional Services	(134,000)	(134,000)	0	0.00%
8000 General Fund				
4625 Other COP Costs				

Higher Education Coordinating Commission

Agency Number: 52500

Package Comparison Report - Detail

Cross Reference Number: 52500-101-00-00-00000

2019-21 Biennium

Package: Phase-out Pgm & One-time Costs

HECC Operations

Pkg Group: ESS Pkg Type: 020 Pkg Number: 022

Description	Agency Request Budget (V-01)		Governor's Budget (Y-01)		Column 2 Minus Column 1	% Change from Column 1 to Column 2
	Column 1	Column 2	Column 1	Column 2		
3400 Other Funds Ltd	(6,831,534)	(6,831,534)	0	0	0	0.00%
4650 Other Services and Supplies						
8000 General Fund	(5,000)	(5,000)	0	0	0	0.00%
3400 Other Funds Ltd	(1,219,645)	(1,219,645)	0	0	0	0.00%
All Funds	(1,224,645)	(1,224,645)	0	0	0	0.00%
SERVICES & SUPPLIES						
8000 General Fund	(147,206)	(147,206)	0	0	0	0.00%
3400 Other Funds Ltd	(8,051,179)	(8,051,179)	0	0	0	0.00%
TOTAL SERVICES & SUPPLIES	(\$8,198,385)	(\$8,198,385)	\$0	\$0	\$0	0.00%
SPECIAL PAYMENTS						
6030 Dist to Non-Gov Units						
8000 General Fund	(350,000)	(350,000)	0	0	0	0.00%
6045 Dist to Comm College Districts						
8000 General Fund	(320,000)	(320,000)	0	0	0	0.00%
6048 Spc Pmt to Public Universities						
8000 General Fund	(320,000)	(320,000)	0	0	0	0.00%
SPECIAL PAYMENTS						
8000 General Fund	(990,000)	(990,000)	0	0	0	0.00%
TOTAL SPECIAL PAYMENTS	(\$990,000)	(\$990,000)	\$0	\$0	\$0	0.00%

Higher Education Coordinating Commission

Agency Number: 52500

Package Comparison Report - Detail

Cross Reference Number: 52500-101-00-00-000000

2019-21 Biennium

Package: Phase-out Pgm & One-time Costs

HECC Operations

Pkg Group: ESS Pkg Type: 020 Pkg Number: 022

Description	Agency Request Budget (V-01)		Governor's Budget (Y-01)		Column 2 Minus Column 1	% Change from Column 1 to Column 2
	Column 1	Column 2	Column 1	Column 2		
EXPENDITURES						
8000 General Fund	(1,137,206)		(1,137,206)		0	0.00%
3400 Other Funds Ltd	(8,051,179)		(8,051,179)		0	0.00%
TOTAL EXPENDITURES	(\$9,188,385)		(\$9,188,385)		\$0	0.00%
ENDING BALANCE						
8000 General Fund	-		-		0	0.00%
3400 Other Funds Ltd	8,051,179		8,051,179		0	0.00%
TOTAL ENDING BALANCE	\$8,051,179		\$8,051,179		\$0	0.00%

Higher Education Coordinating Commission

Agency Number: 52500

Package Comparison Report - Detail
 2019-21 Biennium
 HECC Operations

Cross Reference Number: 52500-101-00-00-00000
 Package: Standard Inflation
 Pkg Group: ESS Pkg Type: 030 Pkg Number: 031

Description	Agency Request Budget (V-01)		Governor's Budget (Y-01)		Column 2 Minus Column 1	% Change from Column 1 to Column 2
	Column 1	Column 2	Column 1	Column 2		
REVENUE CATEGORIES						
GENERAL FUND APPROPRIATION						
0050 General Fund Appropriation						
8000 General Fund	865,437		865,437		0	0.00%
FEDERAL FUNDS REVENUE						
0995 Federal Funds						
6400 Federal Funds Ltd	1,070,414		1,070,414		0	0.00%
REVENUE CATEGORIES						
8000 General Fund	865,437		865,437		0	0.00%
6400 Federal Funds Ltd	1,070,414		1,070,414		0	0.00%
TOTAL REVENUE CATEGORIES	\$1,935,851		\$1,935,851		\$0	0.00%
AVAILABLE REVENUES						
8000 General Fund	865,437		865,437		0	0.00%
6400 Federal Funds Ltd	1,070,414		1,070,414		0	0.00%
TOTAL AVAILABLE REVENUES	\$1,935,851		\$1,935,851		\$0	0.00%
EXPENDITURES						
SERVICES & SUPPLIES						
4100 Instate Travel						
8000 General Fund	5,740		5,740		0	0.00%

Higher Education Coordinating Commission

Agency Number: 52500

Package Comparison Report - Detail
 2019-21 Biennium
 HECC Operations

Cross Reference Number: 52500-101-00-00-000000
 Package: Standard Inflation
 Pkg Group: ESS Pkg Type: 030 Pkg Number: 031

Description	Agency Request Budget (V-01)		Governor's Budget (Y-01)		Column 2 Minus Column 1	% Change from Column 1 to Column 2
	Column 1	Column 2	Column 1	Column 2		
3400 Other Funds Ltd	6,355	6,355	0	0	0	0.00%
6400 Federal Funds Ltd	3,411	3,411	0	0	0	0.00%
All Funds	15,506	15,506	0	0	0	0.00%
4125 Out of State Travel						
8000 General Fund	1,405	1,405	0	0	0	0.00%
3400 Other Funds Ltd	2,364	2,364	0	0	0	0.00%
6400 Federal Funds Ltd	5,128	5,128	0	0	0	0.00%
All Funds	8,897	8,897	0	0	0	0.00%
4150 Employee Training						
8000 General Fund	5,654	5,654	0	0	0	0.00%
3400 Other Funds Ltd	1,952	1,952	0	0	0	0.00%
6400 Federal Funds Ltd	1,672	1,672	0	0	0	0.00%
All Funds	9,278	9,278	0	0	0	0.00%
4175 Office Expenses						
8000 General Fund	6,381	6,381	0	0	0	0.00%
3400 Other Funds Ltd	7,016	7,016	0	0	0	0.00%
6400 Federal Funds Ltd	3,142	3,142	0	0	0	0.00%
All Funds	16,539	16,539	0	0	0	0.00%
4200 Telecommunications						

Higher Education Coordinating Commission

Agency Number: 52500

Package Comparison Report - Detail
 2019-21 Biennium
 HECC Operations

Cross Reference Number: 52500-101-00-00-00000
 Package: Standard Inflation
 Pkg Group: ESS Pkg Type: 030 Pkg Number: 031

Description	Agency Request Budget (V-01)	Governor's Budget (Y-01)		Column 2 Minus Column 1	% Change from Column 1 to Column 2
	Column 1	Column 2	Column 2		
8000 General Fund	6,019	6,019	0	0	0.00%
3400 Other Funds Ltd	2,538	2,538	0	0	0.00%
6400 Federal Funds Ltd	3,383	3,383	0	0	0.00%
All Funds	11,940	11,940	0	0	0.00%
4225 State Gov. Service Charges					
8000 General Fund	540,234	540,234	0	0	0.00%
3400 Other Funds Ltd	409,984	409,984	0	0	0.00%
6400 Federal Funds Ltd	665,799	665,799	0	0	0.00%
All Funds	1,616,017	1,616,017	0	0	0.00%
4250 Data Processing					
8000 General Fund	1,079	1,079	0	0	0.00%
3400 Other Funds Ltd	1,159	1,159	0	0	0.00%
6400 Federal Funds Ltd	160	160	0	0	0.00%
All Funds	2,398	2,398	0	0	0.00%
4275 Publicity and Publications					
8000 General Fund	1,861	1,861	0	0	0.00%
3400 Other Funds Ltd	2,882	2,882	0	0	0.00%
6400 Federal Funds Ltd	787	787	0	0	0.00%
All Funds	5,530	5,530	0	0	0.00%

Higher Education Coordinating Commission

Agency Number: 52500

Package Comparison Report - Detail
 2019-21 Biennium
 HECC Operations

Cross Reference Number: 52500-101-00-00-00000
 Package: Standard Inflation
 Pkg Group: ESS Pkg Type: 030 Pkg Number: 031

Description	Agency Request Budget (V-01)		Governor's Budget (Y-01)		Column 2 Minus Column 1	% Change from Column 1 to Column 2
	Column 1	Column 2	Column 1	Column 2		
4300 Professional Services						
8000 General Fund	130,069	130,069	130,069	130,069	0	0.00%
3400 Other Funds Ltd	63,955	63,955	63,955	63,955	0	0.00%
6400 Federal Funds Ltd	184,411	184,411	184,411	184,411	0	0.00%
All Funds	378,435	378,435	378,435	378,435	0	0.00%
4315 IT Professional Services						
8000 General Fund	8,907	8,907	8,907	8,907	0	0.00%
3400 Other Funds Ltd	6,275	6,275	6,275	6,275	0	0.00%
6400 Federal Funds Ltd	9,103	9,103	9,103	9,103	0	0.00%
All Funds	24,285	24,285	24,285	24,285	0	0.00%
4325 Attorney General						
8000 General Fund	16,772	16,772	16,772	16,772	0	0.00%
3400 Other Funds Ltd	5,573	5,573	5,573	5,573	0	0.00%
6400 Federal Funds Ltd	4,971	4,971	4,971	4,971	0	0.00%
All Funds	27,316	27,316	27,316	27,316	0	0.00%
4375 Employee Recruitment and Develop						
8000 General Fund	633	633	633	633	0	0.00%
3400 Other Funds Ltd	189	189	189	189	0	0.00%
6400 Federal Funds Ltd	98	98	98	98	0	0.00%

Higher Education Coordinating Commission

Agency Number: 52500

Package Comparison Report - Detail

Cross Reference Number: 52500-101-00-00-00000

2019-21 Biennium

Package: Standard Inflation

HECC Operations

Pkg Group: ESS Pkg Type: 030 Pkg Number: 031

Description	Agency Request Budget (V-01)	Governor's Budget (Y-01)		Column 2 Minus Column 1	% Change from Column 1 to Column 2
	Column 1	Column 2	Column 2		
All Funds	920	920	920	0	0.00%
4400 Dues and Subscriptions					
8000 General Fund	17,115	17,115	17,115	0	0.00%
3400 Other Funds Ltd	878	878	878	0	0.00%
6400 Federal Funds Ltd	1,352	1,352	1,352	0	0.00%
All Funds	19,345	19,345	19,345	0	0.00%
4425 Facilities Rental and Taxes					
8000 General Fund	12,642	12,642	12,642	0	0.00%
3400 Other Funds Ltd	12,432	12,432	12,432	0	0.00%
6400 Federal Funds Ltd	8,404	8,404	8,404	0	0.00%
All Funds	33,478	33,478	33,478	0	0.00%
4575 Agency Program Related S and S					
8000 General Fund	396	396	396	0	0.00%
3400 Other Funds Ltd	4,687	4,687	4,687	0	0.00%
6400 Federal Funds Ltd	1,626	1,626	1,626	0	0.00%
All Funds	6,709	6,709	6,709	0	0.00%
4650 Other Services and Supplies					
8000 General Fund	16,679	16,679	16,679	0	0.00%
3400 Other Funds Ltd	9,119	9,119	9,119	0	0.00%

Higher Education Coordinating Commission

Agency Number: 52500

Package Comparison Report - Detail
 2019-21 Biennium
 HECC Operations

Cross Reference Number: 52500-101-00-00-00000
 Package: Standard Inflation
 Pkg Group: ESS Pkg Type: 030 Pkg Number: 031

Description	Agency Request Budget (V-01)	Governor's Budget (Y-01)		Column 2 Minus Column 1	% Change from Column 1 to Column 2
	Column 1	Column 2	Column 2 Minus Column 1		
6400 Federal Funds Ltd	7,848	7,848	7,848	0	0.00%
All Funds	33,646	33,646	33,646	0	0.00%
4700 Expendable Prop 250 - 5000					
8000 General Fund	5,892	5,892	5,892	0	0.00%
3400 Other Funds Ltd	2,901	2,901	2,901	0	0.00%
6400 Federal Funds Ltd	627	627	627	0	0.00%
All Funds	9,420	9,420	9,420	0	0.00%
4715 IT Expendable Property					
8000 General Fund	2,418	2,418	2,418	0	0.00%
3400 Other Funds Ltd	2,789	2,789	2,789	0	0.00%
6400 Federal Funds Ltd	857	857	857	0	0.00%
All Funds	6,064	6,064	6,064	0	0.00%
SERVICES & SUPPLIES					
8000 General Fund	779,896	779,896	779,896	0	0.00%
3400 Other Funds Ltd	543,048	543,048	543,048	0	0.00%
6400 Federal Funds Ltd	902,779	902,779	902,779	0	0.00%
TOTAL SERVICES & SUPPLIES	\$2,225,723	\$2,225,723	\$2,225,723	\$0	0.00%

SPECIAL PAYMENTS

6020 Dist to Counties

Higher Education Coordinating Commission

Agency Number: 52500

Package Comparison Report - Detail
 2019-21 Biennium
 HECC Operations

Cross Reference Number: 52500-101-00-00-00000
 Package: Standard Inflation
 Pkg Group: ESS Pkg Type: 030 Pkg Number: 031

Description	Agency Request Budget (V-01)	Governor's Budget (Y-01)	Column 2 Minus Column 1	% Change from Column 1 to Column 2
	Column 1	Column 2		
3400 Other Funds Ltd	2,475	2,475	0	0.00%
6025 Dist to Other Gov Unit				
3400 Other Funds Ltd	3,673	3,673	0	0.00%
6400 Federal Funds Ltd	33,536	33,536	0	0.00%
All Funds	37,209	37,209	0	0.00%
6030 Dist to Non-Gov Units				
8000 General Fund	65,255	65,255	0	0.00%
3400 Other Funds Ltd	36,633	36,633	0	0.00%
6400 Federal Funds Ltd	102,928	102,928	0	0.00%
All Funds	204,816	204,816	0	0.00%
6040 Dist to Local School Districts				
8000 General Fund	20,286	20,286	0	0.00%
3400 Other Funds Ltd	29,123	29,123	0	0.00%
All Funds	49,409	49,409	0	0.00%
6045 Dist to Comm College Districts				
3400 Other Funds Ltd	1,285	1,285	0	0.00%
6050 Dist to Non-Profit Organizations				
6400 Federal Funds Ltd	31,171	31,171	0	0.00%
SPECIAL PAYMENTS				

Higher Education Coordinating Commission

Agency Number: 52500

Package Comparison Report - Detail
 2019-21 Biennium
 HECC Operations

Cross Reference Number: 52500-101-00-00-000000
 Package: Standard Inflation
 Pkg Group: ESS Pkg Type: 030 Pkg Number: 031

Description	Agency Request Budget (V-01)		Governor's Budget (Y-01)		Column 2 Minus Column 1	% Change from Column 1 to Column 2
	Column 1	Column 2	Column 1	Column 2		
8000 General Fund	85,541	85,541	85,541	85,541	0	0.00%
3400 Other Funds Ltd	73,189	73,189	73,189	73,189	0	0.00%
6400 Federal Funds Ltd	167,635	167,635	167,635	167,635	0	0.00%
TOTAL SPECIAL PAYMENTS	\$326,365	\$326,365	\$326,365	\$326,365	\$0	0.00%
EXPENDITURES						
8000 General Fund	865,437	865,437	865,437	865,437	0	0.00%
3400 Other Funds Ltd	616,237	616,237	616,237	616,237	0	0.00%
6400 Federal Funds Ltd	1,070,414	1,070,414	1,070,414	1,070,414	0	0.00%
TOTAL EXPENDITURES	\$2,552,088	\$2,552,088	\$2,552,088	\$2,552,088	\$0	0.00%
ENDING BALANCE						
8000 General Fund	-	-	-	-	0	0.00%
3400 Other Funds Ltd	(616,237)	(616,237)	(616,237)	(616,237)	0	0.00%
6400 Federal Funds Ltd	-	-	-	-	0	0.00%
TOTAL ENDING BALANCE	(\$616,237)	(\$616,237)	(\$616,237)	(\$616,237)	\$0	0.00%

Higher Education Coordinating Commission

Agency Number: 52500

Package Comparison Report - Detail
 2019-21 Biennium
 HECC Operations

Cross Reference Number: 52500-101-00-00-00000
 Package: Fundshifts
 Pkg Group: ESS Pkg Type: 050 Pkg Number: 050

Description	Agency Request Budget (V-01)		Governor's Budget (Y-01)		Column 2 Minus Column 1	% Change from Column 1 to Column 2
	Column 1	Column 2	Column 1	Column 2		
REVENUE CATEGORIES						
GENERAL FUND APPROPRIATION						
0050 General Fund Appropriation						
8000 General Fund	126,507		126,507		0	0.00%
FEDERAL FUNDS REVENUE						
0995 Federal Funds						
6400 Federal Funds Ltd	(421,859)		(421,859)		0	0.00%
REVENUE CATEGORIES						
8000 General Fund	126,507		126,507		0	0.00%
6400 Federal Funds Ltd	(421,859)		(421,859)		0	0.00%
TOTAL REVENUE CATEGORIES	(\$295,352)		(\$295,352)		\$0	0.00%
AVAILABLE REVENUES						
8000 General Fund	126,507		126,507		0	0.00%
6400 Federal Funds Ltd	(421,859)		(421,859)		0	0.00%
TOTAL AVAILABLE REVENUES	(\$295,352)		(\$295,352)		\$0	0.00%
EXPENDITURES						
PERSONAL SERVICES						
SALARIES & WAGES						
3110 Class/Unclass Sal. and Per Diem						

Higher Education Coordinating Commission

Agency Number: 52500

Package Comparison Report - Detail
 2019-21 Biennium
 HECC Operations

Cross Reference Number: 52500-101-00-00-00000
 Package: Fundshifts
 Pkg Group: ESS Pkg Type: 050 Pkg Number: 050

Description	Agency Request Budget (V-01)		Governor's Budget (Y-01)		Column 2 Minus Column 1	% Change from Column 1 to Column 2
	Column 1	Column 2	Column 1	Column 2		
8000 General Fund	86,976	86,976	86,976	86,976	0	0.00%
3400 Other Funds Ltd	217,844	217,844	217,844	217,844	0	0.00%
6400 Federal Funds Ltd	(304,820)	(304,820)	(304,820)	(304,820)	0	0.00%
All Funds	-	-	-	-	0	0.00%
SALARIES & WAGES						
8000 General Fund	86,976	86,976	86,976	86,976	0	0.00%
3400 Other Funds Ltd	217,844	217,844	217,844	217,844	0	0.00%
6400 Federal Funds Ltd	(304,820)	(304,820)	(304,820)	(304,820)	0	0.00%
TOTAL SALARIES & WAGES	-	-	-	-	\$0	0.00%

OTHER PAYROLL EXPENSES

3210 Empl. Rel. Bd. Assessments

8000 General Fund	42	42	42	42	0	0.00%
3400 Other Funds Ltd	55	55	55	55	0	0.00%
6400 Federal Funds Ltd	(97)	(97)	(97)	(97)	0	0.00%
All Funds	-	-	-	-	0	0.00%

3220 Public Employees Retire Cont

8000 General Fund	14,762	14,762	14,762	14,762	0	0.00%
3400 Other Funds Ltd	35,740	35,740	35,740	35,740	0	0.00%
6400 Federal Funds Ltd	(50,502)	(50,502)	(50,502)	(50,502)	0	0.00%

Higher Education Coordinating Commission

Agency Number: 52500

Package Comparison Report - Detail
 2019-21 Biennium
 HECC Operations

Cross Reference Number: 52500-101-00-00-000000
 Package: Fundshifts
 Pkg Group: ESS Pkg Type: 050 Pkg Number: 050

Description	Agency Request Budget (V-01)		Governor's Budget (Y-01)		Column 2 Minus Column 1	% Change from Column 1 to Column 2
	Column 1	Column 2	Column 1	Column 2		
All Funds	-	-	-	-	0	0.00%
3230 Social Security Taxes						
8000 General Fund	8,223	8,223			0	0.00%
3400 Other Funds Ltd	16,340	16,340			0	0.00%
6400 Federal Funds Ltd	(24,563)	(24,563)			0	0.00%
All Funds	-	-	-	-	0	0.00%
3250 Workers Comp. Assess. (WCD)						
8000 General Fund	19	19			0	0.00%
3400 Other Funds Ltd	56	56			0	0.00%
6400 Federal Funds Ltd	(75)	(75)			0	0.00%
All Funds	-	-	-	-	0	0.00%
3270 Flexible Benefits						
8000 General Fund	16,485	16,485			0	0.00%
3400 Other Funds Ltd	25,317	25,317			0	0.00%
6400 Federal Funds Ltd	(41,802)	(41,802)			0	0.00%
All Funds	-	-	-	-	0	0.00%
OTHER PAYROLL EXPENSES						
8000 General Fund	39,531	39,531			0	0.00%
3400 Other Funds Ltd	77,508	77,508			0	0.00%

Higher Education Coordinating Commission

Agency Number: 52500

Package Comparison Report - Detail
 2019-21 Biennium
 HECC Operations

Cross Reference Number: 52500-101-00-00-00000
 Package: Fundshifts
 Pkg Group: ESS Pkg Type: 050 Pkg Number: 050

Description	Agency Request Budget (V-01)		Governor's Budget (Y-01)		Column 2 Minus Column 1	% Change from Column 1 to Column 2
	Column 1	Column 2	Column 1	Column 2		
6400 Federal Funds Ltd	(117,039)	(117,039)	(117,039)	(117,039)	0	0.00%
TOTAL OTHER PAYROLL EXPENSES	-	-	-	-	\$0	0.00%
PERSONAL SERVICES						
8000 General Fund	126,507	126,507	126,507	126,507	0	0.00%
3400 Other Funds Ltd	295,352	295,352	295,352	295,352	0	0.00%
6400 Federal Funds Ltd	(421,859)	(421,859)	(421,859)	(421,859)	0	0.00%
TOTAL PERSONAL SERVICES	-	-	-	-	\$0	0.00%
EXPENDITURES						
8000 General Fund	126,507	126,507	126,507	126,507	0	0.00%
3400 Other Funds Ltd	295,352	295,352	295,352	295,352	0	0.00%
6400 Federal Funds Ltd	(421,859)	(421,859)	(421,859)	(421,859)	0	0.00%
TOTAL EXPENDITURES	-	-	-	-	\$0	0.00%
ENDING BALANCE						
8000 General Fund	-	-	-	-	0	0.00%
3400 Other Funds Ltd	(295,352)	(295,352)	(295,352)	(295,352)	0	0.00%
6400 Federal Funds Ltd	-	-	-	-	0	0.00%
TOTAL ENDING BALANCE	(\$295,352)	(\$295,352)	(\$295,352)	(\$295,352)	\$0	0.00%

Higher Education Coordinating Commission

Agency Number: 52500

Package Comparison Report - Detail
 2019-21 Biennium
 HECC Operations

Cross Reference Number: 52500-101-00-00-000000
 Package: Technical Adjustments
 Pkg Group: ESS Pkg Type: 060 Pkg Number: 060

Description	Agency Request Budget (V-01)	Governor's Budget (Y-01)	Column 2 Minus Column 1	% Change from Column 1 to Column 2
	Column 1	Column 2		
REVENUE CATEGORIES				
GENERAL FUND APPROPRIATION				
0050 General Fund Appropriation	(442,036)	(442,036)	0	0.00%
8000 General Fund				
FEDERAL FUNDS REVENUE				
0995 Federal Funds	(883,197)	(883,197)	0	0.00%
6400 Federal Funds Ltd				
REVENUE CATEGORIES				
8000 General Fund	(442,036)	(442,036)	0	0.00%
6400 Federal Funds Ltd	(883,197)	(883,197)	0	0.00%
TOTAL REVENUE CATEGORIES	(\$1,325,233)	(\$1,325,233)	\$0	0.00%
AVAILABLE REVENUES				
8000 General Fund	(442,036)	(442,036)	0	0.00%
6400 Federal Funds Ltd	(883,197)	(883,197)	0	0.00%
TOTAL AVAILABLE REVENUES	(\$1,325,233)	(\$1,325,233)	\$0	0.00%
EXPENDITURES				
PERSONAL SERVICES				
SALARIES & WAGES				
3110 Class/Unclass Sal. and Per Diem				

Higher Education Coordinating Commission

Agency Number: 52500

Package Comparison Report - Detail
 2019-21 Biennium
 HECC Operations

Cross Reference Number: 52500-101-00-00-00000
 Package: Technical Adjustments
 Pkg Group: ESS Pkg Type: 060 Pkg Number: 060

Description	Agency Request Budget (V-01)		Governor's Budget (Y-01)		Column 2 Minus Column 1	% Change from Column 1 to Column 2
	Column 1	Column 2	Column 1	Column 2		
8000 General Fund	70,450	82,439	11,989	17.02%		
3400 Other Funds Ltd	(174,330)	(176,916)	(2,586)	(1.48%)		
6400 Federal Funds Ltd	204,359	194,956	(9,403)	(4.60%)		
All Funds	100,479	100,479	0	0.00%		
SALARIES & WAGES						
8000 General Fund	70,450	82,439	11,989	17.02%		
3400 Other Funds Ltd	(174,330)	(176,916)	(2,586)	(1.48%)		
6400 Federal Funds Ltd	204,359	194,956	(9,403)	(4.60%)		
TOTAL SALARIES & WAGES	\$100,479	\$100,479	\$0	0.00%		

OTHER PAYROLL EXPENSES

3210 Empl. Rel. Bd. Assessments

8000 General Fund	11	42	31	281.82%
3400 Other Funds Ltd	(96)	(103)	(7)	(7.29%)
6400 Federal Funds Ltd	85	61	(24)	(28.24%)
All Funds	-	-	0	0.00%

3220 Public Employees Retire Cont

8000 General Fund	11,954	13,989	2,035	17.02%
3400 Other Funds Ltd	(29,584)	(30,023)	(439)	(1.48%)
6400 Federal Funds Ltd	34,681	33,085	(1,596)	(4.60%)

Higher Education Coordinating Commission

Agency Number: 52500

Package Comparison Report - Detail
 2019-21 Biennium
 HECC Operations

Cross Reference Number: 52500-101-00-00-00000
 Package: Technical Adjustments
 Pkg Group: ESS Pkg Type: 060 Pkg Number: 060

Description	Agency Request Budget (V-01)	Governor's Budget (Y-01)	Column 2 Minus Column 1	% Change from Column 1 to Column 2
	Column 1	Column 2		
All Funds	17,051	17,051	0	0.00%
3230 Social Security Taxes				
8000 General Fund	5,390	6,307	917	17.01%
3400 Other Funds Ltd	(13,336)	(13,534)	(198)	(1.48%)
6400 Federal Funds Ltd	15,633	14,914	(719)	(4.60%)
All Funds	7,687	7,687	0	0.00%
3250 Workers Comp. Assess. (WCD)				
8000 General Fund	9	39	30	333.33%
3400 Other Funds Ltd	(90)	(97)	(7)	(7.78%)
6400 Federal Funds Ltd	80	57	(23)	(28.75%)
All Funds	(1)	(1)	0	0.00%
3270 Flexible Benefits				
8000 General Fund	24,277	24,277	0	0.00%
3400 Other Funds Ltd	(59,461)	(59,461)	0	0.00%
6400 Federal Funds Ltd	35,184	35,184	0	0.00%
All Funds	-	-	0	0.00%
OTHER PAYROLL EXPENSES				
8000 General Fund	41,641	44,654	3,013	7.24%
3400 Other Funds Ltd	(102,567)	(103,218)	(651)	(0.63%)

Higher Education Coordinating Commission

Agency Number: 52500

Package Comparison Report - Detail
 2019-21 Biennium
 HECC Operations

Cross Reference Number: 52500-101-00-00-00000
 Package: Technical Adjustments
 Pkg Group: ESS Pkg Type: 060 Pkg Number: 060

Description	Agency Request Budget (V-01)		Governor's Budget (Y-01)		Column 2 Minus Column 1	% Change from Column 1 to Column 2
	Column 1	Column 2	Column 1	Column 2		
6400 Federal Funds Ltd	85,663	83,301	(2,362)			(2.76%)
TOTAL OTHER PAYROLL EXPENSES	\$24,737	\$24,737	\$0			0.00%
P.S. BUDGET ADJUSTMENTS						
3465 Reconciliation Adjustment						
8000 General Fund	-	(15,002)	(15,002)			100.00%
3400 Other Funds Ltd	-	3,237	3,237			100.00%
6400 Federal Funds Ltd	-	11,765	11,765			100.00%
All Funds	-	-	0			0.00%
P.S. BUDGET ADJUSTMENTS						
8000 General Fund	-	(15,002)	(15,002)			100.00%
3400 Other Funds Ltd	-	3,237	3,237			100.00%
6400 Federal Funds Ltd	-	11,765	11,765			100.00%
TOTAL P.S. BUDGET ADJUSTMENTS	-	-	\$0			0.00%
PERSONAL SERVICES						
8000 General Fund	112,091	112,091	0			0.00%
3400 Other Funds Ltd	(276,897)	(276,897)	0			0.00%
6400 Federal Funds Ltd	290,022	290,022	0			0.00%
TOTAL PERSONAL SERVICES	\$125,216	\$125,216	\$0			0.00%
SERVICES & SUPPLIES						

Higher Education Coordinating Commission

Agency Number: 52500

Package Comparison Report - Detail
 2019-21 Biennium
 HECC Operations

Cross Reference Number: 52500-101-00-00-00000
 Package: Technical Adjustments
 Pkg Group: ESS Pkg Type: 060 Pkg Number: 060

Description	Agency Request Budget (V-01)		Governor's Budget (Y-01)		Column 2 Minus Column 1	% Change from Column 1 to Column 2
	Column 1	Column 2	Column 1	Column 2		
4100 Instate Travel						
8000 General Fund	(5,000)	(5,000)			0	0.00%
4125 Out of State Travel						
8000 General Fund	29,064	29,064			0	0.00%
4275 Publicity and Publications						
8000 General Fund	(14,064)	(14,064)			0	0.00%
4300 Professional Services						
3400 Other Funds Ltd	(14)	(14)			0	0.00%
6400 Federal Funds Ltd	(3,521)	(3,521)			0	0.00%
All Funds	(3,535)	(3,535)			0	0.00%
4325 Attorney General						
3400 Other Funds Ltd	14	14			0	0.00%
4650 Other Services and Supplies						
6400 Federal Funds Ltd	3,521	3,521			0	0.00%
4715 IT Expendable Property						
8000 General Fund	(10,000)	(10,000)			0	0.00%
SERVICES & SUPPLIES						
8000 General Fund	-	-			0	0.00%
3400 Other Funds Ltd	-	-			0	0.00%

Higher Education Coordinating Commission

Agency Number: 52500

Package Comparison Report - Detail
 2019-21 Biennium
 HECC Operations

Cross Reference Number: 52500-101-00-00-00000
 Package: Technical Adjustments
 Pkg Group: ESS Pkg Type: 060 Pkg Number: 060

Description	Agency Request Budget (V-01)		Governor's Budget (Y-01)		Column 2 Minus Column 1	% Change from Column 1 to Column 2
	Column 1	Column 2	Column 1	Column 2		
6400 Federal Funds Ltd	-	-	-	-	0	0.00%
TOTAL SERVICES & SUPPLIES	-	-	-	-	\$0	0.00%
SPECIAL PAYMENTS						
6020 Dist to Counties						
3400 Other Funds Ltd	(67,610)		(67,610)		0	0.00%
6025 Dist to Other Gov Unit						
3400 Other Funds Ltd	(100,325)		(100,325)		0	0.00%
6400 Federal Funds Ltd	(916,072)		(916,072)		0	0.00%
All Funds	(1,016,397)		(1,016,397)		0	0.00%
6030 Dist to Non-Gov Units						
3400 Other Funds Ltd	(1,000,649)		(1,000,649)		0	0.00%
6400 Federal Funds Ltd	(257,147)		(257,147)		0	0.00%
All Funds	(1,257,796)		(1,257,796)		0	0.00%
6040 Dist to Local School Districts						
8000 General Fund	(554,127)		(554,127)		0	0.00%
3400 Other Funds Ltd	(795,520)		(795,520)		0	0.00%
All Funds	(1,349,647)		(1,349,647)		0	0.00%
6045 Dist to Comm College Districts						
3400 Other Funds Ltd	(35,112)		(35,112)		0	0.00%

Higher Education Coordinating Commission

Agency Number: 52500

Package Comparison Report - Detail

Cross Reference Number: 52500-101-00-00-000000

2019-21 Biennium

Package: Technical Adjustments

HECC Operations

Pkg Group: ESS Pkg Type: 060 Pkg Number: 060

Description	Agency Request Budget (V-01)		Governor's Budget (Y-01)		Column 2 Minus Column 1	% Change from Column 1 to Column 2
	Column 1	Column 2	Column 1	Column 2		
SPECIAL PAYMENTS						
8000 General Fund	(554,127)	(554,127)	(554,127)	(554,127)	0	0.00%
3400 Other Funds Ltd	(1,999,216)	(1,999,216)	(1,999,216)	(1,999,216)	0	0.00%
6400 Federal Funds Ltd	(1,173,219)	(1,173,219)	(1,173,219)	(1,173,219)	0	0.00%
TOTAL SPECIAL PAYMENTS	(\$3,726,562)	(\$3,726,562)	(\$3,726,562)	(\$3,726,562)	\$0	0.00%
EXPENDITURES						
8000 General Fund	(442,036)	(442,036)	(442,036)	(442,036)	0	0.00%
3400 Other Funds Ltd	(2,276,113)	(2,276,113)	(2,276,113)	(2,276,113)	0	0.00%
6400 Federal Funds Ltd	(883,197)	(883,197)	(883,197)	(883,197)	0	0.00%
TOTAL EXPENDITURES	(\$3,601,346)	(\$3,601,346)	(\$3,601,346)	(\$3,601,346)	\$0	0.00%
ENDING BALANCE						
8000 General Fund	-	-	-	-	0	0.00%
3400 Other Funds Ltd	2,276,113	2,276,113	2,276,113	2,276,113	0	0.00%
6400 Federal Funds Ltd	-	-	-	-	0	0.00%
TOTAL ENDING BALANCE	\$2,276,113	\$2,276,113	\$2,276,113	\$2,276,113	\$0	0.00%
AUTHORIZED FTE						
8250 Class/Unclass FTE Positions	0.75	0.75	0.75	0.75	0.00	0.00%

Higher Education Coordinating Commission

Agency Number: 52500

Package Comparison Report - Detail

Cross Reference Number: 52500-101-00-00-00000

2019-21 Biennium

Package: Revenue Shortfalls

HECC Operations

Pkg Group: POL Pkg Type: 070 Pkg Number: 070

Description	Agency Request Budget (V-01)		Governor's Budget (Y-01)		Column 2 Minus Column 1	% Change from Column 1 to Column 2
	Column 1	Column 2	Column 1	Column 2		
REVENUE CATEGORIES						
FEDERAL FUNDS REVENUE						
0995 Federal Funds						
6400 Federal Funds Ltd	-	(445,523)	(445,523)	(445,523)	(445,523)	100.00%
REVENUE CATEGORIES						
6400 Federal Funds Ltd	-	(445,523)	(445,523)	(445,523)	(445,523)	100.00%
TOTAL REVENUE CATEGORIES						
	-	(\$445,523)	(\$445,523)	(\$445,523)	(\$445,523)	100.00%
AVAILABLE REVENUES						
6400 Federal Funds Ltd	-	(445,523)	(445,523)	(445,523)	(445,523)	100.00%
TOTAL AVAILABLE REVENUES						
	-	(\$445,523)	(\$445,523)	(\$445,523)	(\$445,523)	100.00%
EXPENDITURES						
PERSONAL SERVICES						
SALARIES & WAGES						
3110 Class/Unclass Sal. and Per Diem						
3400 Other Funds Ltd	(178,752)	-	-	178,752	178,752	100.00%
6400 Federal Funds Ltd	-	(227,232)	(227,232)	(227,232)	(227,232)	100.00%
All Funds	(178,752)	(227,232)	(227,232)	(48,480)	(48,480)	(27.12%)
SALARIES & WAGES						
3400 Other Funds Ltd	(178,752)	-	-	178,752	178,752	100.00%

Higher Education Coordinating Commission

Agency Number: 52500

Package Comparison Report - Detail
 2019-21 Biennium
 HECC Operations

Cross Reference Number: 52500-101-00-00-00000
 Package: Revenue Shortfalls
 Pkg Group: POL Pkg Type: 070 Pkg Number: 070

Description	Agency Request Budget (V-01)		Governor's Budget (Y-01)		Column 2 Minus Column 1	% Change from Column 1 to Column 2
	Column 1	Column 2	Column 1	Column 2		
6400 Federal Funds Ltd	-	(227,232)	(227,232)	(227,232)	(227,232)	100.00%
TOTAL SALARIES & WAGES	(\$178,752)	(\$227,232)	(\$227,232)	(\$227,232)	(\$48,480)	(27.12%)
OTHER PAYROLL EXPENSES						
3210 Empl. Rel. Bd. Assessments						
3400 Other Funds Ltd	(122)	-	-	-	122	100.00%
6400 Federal Funds Ltd	-	(122)	(122)	(122)	(122)	100.00%
All Funds	(122)	(122)	(122)	(122)	0	0.00%
3220 Public Employees Retire Cont						
3400 Other Funds Ltd	(30,334)	-	-	-	30,334	100.00%
6400 Federal Funds Ltd	-	(38,561)	(38,561)	(38,561)	(38,561)	100.00%
All Funds	(30,334)	(38,561)	(38,561)	(38,561)	(8,227)	(27.12%)
3230 Social Security Taxes						
3400 Other Funds Ltd	(13,675)	-	-	-	13,675	100.00%
6400 Federal Funds Ltd	-	(17,384)	(17,384)	(17,384)	(17,384)	100.00%
All Funds	(13,675)	(17,384)	(17,384)	(17,384)	(3,709)	(27.12%)
3250 Workers Comp. Assess. (WCD)						
3400 Other Funds Ltd	(116)	-	-	-	116	100.00%
6400 Federal Funds Ltd	-	(116)	(116)	(116)	(116)	100.00%
All Funds	(116)	(116)	(116)	(116)	0	0.00%

Higher Education Coordinating Commission

Agency Number: 52500

Package Comparison Report - Detail
 2019-21 Biennium
 HECC Operations

Cross Reference Number: 52500-101-00-00-000000
 Package: Revenue Shortfalls
 Pkg Group: POL Pkg Type: 070 Pkg Number: 070

Description	Agency Request Budget (V-01)		Governor's Budget (Y-01)		Column 2 Minus Column 1	% Change from Column 1 to Column 2
	Column 1	Column 2	Column 1	Column 2		
3260 Mass Transit Tax						
3400 Other Funds Ltd	(1,072)	(1,072)	0	0	0	0.00%
3270 Flexible Benefits						
3400 Other Funds Ltd	(70,368)	-	70,368	70,368	70,368	100.00%
6400 Federal Funds Ltd	-	(70,368)	(70,368)	(70,368)	(70,368)	100.00%
All Funds	(70,368)	(70,368)	0	0	0	0.00%
OTHER PAYROLL EXPENSES						
3400 Other Funds Ltd	(115,687)	(1,072)	114,615	114,615	114,615	99.07%
6400 Federal Funds Ltd	-	(126,551)	(126,551)	(126,551)	(126,551)	100.00%
TOTAL OTHER PAYROLL EXPENSES	(\$115,687)	(\$127,623)	(\$11,936)	(\$11,936)	(\$11,936)	(10.32%)
P.S. BUDGET ADJUSTMENTS						
3465 Reconciliation Adjustment						
3400 Other Funds Ltd	-	1,072	1,072	1,072	1,072	100.00%
6400 Federal Funds Ltd	-	(12,838)	(12,838)	(12,838)	(12,838)	100.00%
All Funds	-	(11,766)	(11,766)	(11,766)	(11,766)	100.00%
P.S. BUDGET ADJUSTMENTS						
3400 Other Funds Ltd	-	1,072	1,072	1,072	1,072	100.00%
6400 Federal Funds Ltd	-	(12,838)	(12,838)	(12,838)	(12,838)	100.00%
TOTAL P.S. BUDGET ADJUSTMENTS	-	(\$11,766)	(\$11,766)	(\$11,766)	(\$11,766)	100.00%

Higher Education Coordinating Commission

Agency Number: 52500

Package Comparison Report - Detail

Cross Reference Number: 52500-101-00-00-00000

2019-21 Biennium

Package: Revenue Shortfalls

HECC Operations

Pkg Group: POL Pkg Type: 070 Pkg Number: 070

Description	Agency Request Budget (V-01)		Governor's Budget (Y-01)		Column 2 Minus Column 1	% Change from Column 1 to Column 2
	Column 1	Column 2	Column 1	Column 2		
PERSONAL SERVICES						
3400 Other Funds Ltd	(294,439)	-	-	-	294,439	100.00%
6400 Federal Funds Ltd	-	(366,621)	(366,621)	(366,621)	(366,621)	100.00%
TOTAL PERSONAL SERVICES	(\$294,439)	(\$366,621)	(\$366,621)	(\$366,621)	(\$72,182)	(24.52%)
SERVICES & SUPPLIES						
4100 Instate Travel						
3400 Other Funds Ltd	(1,478)	(1,478)	(1,478)	(1,478)	0	0.00%
6400 Federal Funds Ltd	-	(302)	(302)	(302)	(302)	100.00%
All Funds	(1,478)	(1,780)	(1,780)	(1,780)	(302)	(20.43%)
4150 Employee Training						
3400 Other Funds Ltd	(7,664)	(7,664)	(7,664)	(7,664)	0	0.00%
6400 Federal Funds Ltd	-	(3,039)	(3,039)	(3,039)	(3,039)	100.00%
All Funds	(7,664)	(10,703)	(10,703)	(10,703)	(3,039)	(39.65%)
4175 Office Expenses						
3400 Other Funds Ltd	(4,378)	(4,378)	(4,378)	(4,378)	0	0.00%
6400 Federal Funds Ltd	-	(4,559)	(4,559)	(4,559)	(4,559)	100.00%
All Funds	(4,378)	(8,937)	(8,937)	(8,937)	(4,559)	(104.13%)
4200 Telecommunications						
3400 Other Funds Ltd	(3,284)	(3,284)	(3,284)	(3,284)	0	0.00%

Higher Education Coordinating Commission

Agency Number: 52500

Package Comparison Report - Detail
 2019-21 Biennium
 HECC Operations

Cross Reference Number: 52500-101-00-00-00000
 Package: Revenue Shortfalls
 Pkg Group: POL Pkg Type: 070 Pkg Number: 070

Description	Agency Request Budget (V-01)	Governor's Budget (Y-01)		Column 2 Minus Column 1	% Change from Column 1 to Column 2
	Column 1	Column 2	Column 2 Minus Column 1		
6400 Federal Funds Ltd	-	(4,559)	(4,559)	(4,559)	100.00%
All Funds	(3,284)	(7,843)	(7,843)	(4,559)	(138.82%)
4225 State Gov. Service Charges					
6400 Federal Funds Ltd	-	(5,044)	(5,044)	(5,044)	100.00%
4250 Data Processing					
3400 Other Funds Ltd	(1,424)	(1,424)	(1,424)	0	0.00%
4275 Publicity and Publications					
3400 Other Funds Ltd	(1,094)	(1,094)	(1,094)	0	0.00%
6400 Federal Funds Ltd	-	(381)	(381)	(381)	100.00%
All Funds	(1,094)	(1,475)	(1,475)	(381)	(34.83%)
4325 Attorney General					
6400 Federal Funds Ltd	-	(1,561)	(1,561)	(1,561)	100.00%
4375 Employee Recruitment and Develop					
3400 Other Funds Ltd	(876)	(876)	(876)	0	0.00%
6400 Federal Funds Ltd	-	(634)	(634)	(634)	100.00%
All Funds	(876)	(1,510)	(1,510)	(634)	(72.37%)
4400 Dues and Subscriptions					
3400 Other Funds Ltd	(1,094)	(1,094)	(1,094)	0	0.00%
6400 Federal Funds Ltd	-	(406)	(406)	(406)	100.00%

Higher Education Coordinating Commission

Agency Number: 52500

Package Comparison Report - Detail
 2019-21 Biennium
 HECC Operations

Cross Reference Number: 52500-101-00-00-00000
 Package: Revenue Shortfalls
 Pkg Group: POL Pkg Type: 070 Pkg Number: 070

Description	Agency Request Budget (V-01)	Governor's Budget (Y-01)		Column 2 Minus Column 1	% Change from Column 1 to Column 2
	Column 1	Column 2	Column 2		
All Funds	(1,094)	(1,500)	(406)	(37.11%)	
4425 Facilities Rental and Taxes					
6400 Federal Funds Ltd	-	(15,674)	(15,674)	100.00%	
4575 Agency Program Related S and S					
3400 Other Funds Ltd	-	27,642	27,642	100.00%	
6400 Federal Funds Ltd	-	(28,877)	(28,877)	100.00%	
All Funds	-	(1,235)	(1,235)	100.00%	
4650 Other Services and Supplies					
3400 Other Funds Ltd	(1,094)	(1,094)	0	0.00%	
6400 Federal Funds Ltd	-	(187)	(187)	100.00%	
All Funds	(1,094)	(1,281)	(187)	(17.09%)	
4700 Expendable Prop 250 - 5000					
3400 Other Funds Ltd	(5,256)	(5,256)	0	0.00%	
6400 Federal Funds Ltd	-	(13,679)	(13,679)	100.00%	
All Funds	(5,256)	(18,935)	(13,679)	(260.25%)	
SERVICES & SUPPLIES					
3400 Other Funds Ltd	(27,642)	-	27,642	100.00%	
6400 Federal Funds Ltd	-	(78,902)	(78,902)	100.00%	
TOTAL SERVICES & SUPPLIES	(\$27,642)	(\$78,902)	(\$51,260)	(185.44%)	

Higher Education Coordinating Commission

Agency Number: 52500

Package Comparison Report - Detail
 2019-21 Biennium
 HECC Operations

Cross Reference Number: 52500-101-00-00-00000
 Package: Revenue Shortfalls
 Pkg Group: POL Pkg Type: 070 Pkg Number: 070

Description	Agency Request Budget (V-01)		Governor's Budget (Y-01)		Column 2 Minus Column 1	% Change from Column 1 to Column 2
	Column 1	Column 2	Column 1	Column 2		
EXPENDITURES						
3400 Other Funds Ltd	(322,081)	-	-	-	322,081	100.00%
6400 Federal Funds Ltd	-	(445,523)	(445,523)	(445,523)	(445,523)	100.00%
TOTAL EXPENDITURES	(\$322,081)	(\$445,523)	(\$445,523)	(\$445,523)	(\$123,442)	(38.33%)
ENDING BALANCE						
3400 Other Funds Ltd	322,081	-	-	-	(322,081)	(100.00%)
6400 Federal Funds Ltd	-	-	-	-	0	0.00%
TOTAL ENDING BALANCE	\$322,081	-	-	-	(\$322,081)	(100.00%)
AUTHORIZED POSITIONS						
8150 Class/Unclass Positions	(2)	(2)	(2)	(2)	0	0.00%
AUTHORIZED FTE						
8250 Class/Unclass FTE Positions	(1.50)	(1.50)	(1.50)	(1.50)	0.00	0.00%
8280 FTE Reconciliation	-	(0.50)	(0.50)	(0.50)	(0.50)	100.00%
TOTAL AUTHORIZED FTE	(1.50)	(2.00)	(2.00)	(2.00)	(0.50)	(33.33%)

Higher Education Coordinating Commission

Agency Number: 52500

Package Comparison Report - Detail
 2019-21 Biennium
 HECC Operations

Cross Reference Number: 52500-101-00-00-00000
 Package: Analyst Adjustments
 Pkg Group: POL Pkg Type: 090 Pkg Number: 090

Description	Agency Request Budget (V-01)		Governor's Budget (Y-01)		Column 2 Minus Column 1	% Change from Column 1 to Column 2
	Column 1	Column 2	Column 1	Column 2		
REVENUE CATEGORIES						
GENERAL FUND APPROPRIATION						
0050 General Fund Appropriation	-	(327,013)	(327,013)		(327,013)	100.00%
8000 General Fund						
BOND SALES						
0555 General Fund Obligation Bonds	-	1,033,009	1,033,009		1,033,009	100.00%
3400 Other Funds Ltd						
0565 Lottery Bonds						
3400 Other Funds Ltd	-	127,921	127,921		127,921	100.00%
BOND SALES						
3400 Other Funds Ltd	-	1,160,930	1,160,930		1,160,930	100.00%
TOTAL BOND SALES	-	\$1,160,930	\$1,160,930		\$1,160,930	100.00%
TRANSFERS IN						
1581 Tsfr From Education, Dept of	-	9,000,000	9,000,000		9,000,000	100.00%
3400 Other Funds Ltd						
REVENUE CATEGORIES						
8000 General Fund	-	(327,013)	(327,013)		(327,013)	100.00%
3400 Other Funds Ltd	-	10,160,930	10,160,930		10,160,930	100.00%
TOTAL REVENUE CATEGORIES	-	\$9,833,917	\$9,833,917		\$9,833,917	100.00%

Higher Education Coordinating Commission

Agency Number: 52500

Package Comparison Report - Detail
 2019-21 Biennium
 HECC Operations

Cross Reference Number: 52500-101-00-00-00000
 Package: Analyst Adjustments
 Pkg Group: POL Pkg Type: 090 Pkg Number: 090

Description	Agency Request Budget (V-01)		Governor's Budget (Y-01)		Column 2 Minus Column 1	% Change from Column 1 to Column 2
	Column 1	Column 2	Column 1	Column 2		
AVAILABLE REVENUES						
8000 General Fund	-	(327,013)	(327,013)		(327,013)	100.00%
3400 Other Funds Ltd	-	10,160,930	10,160,930		10,160,930	100.00%
TOTAL AVAILABLE REVENUES	-	\$9,833,917	\$9,833,917		\$9,833,917	100.00%
EXPENDITURES						
PERSONAL SERVICES						
SALARIES & WAGES						
3110 Class/Uncl. Sal. and Per Diem						
8000 General Fund	-	120,652	120,652		120,652	100.00%
SALARIES & WAGES						
8000 General Fund	-	120,652	120,652		120,652	100.00%
TOTAL SALARIES & WAGES	-	\$120,652	\$120,652		\$120,652	100.00%
OTHER PAYROLL EXPENSES						
3210 Empl. Rel. Bd. Assessments						
8000 General Fund	-	(10)	(10)		(10)	100.00%
3220 Public Employees Retire Cont						
8000 General Fund	-	20,475	20,475		20,475	100.00%
3230 Social Security Taxes						
8000 General Fund	-	9,230	9,230		9,230	100.00%

Higher Education Coordinating Commission

Agency Number: 52500

Package Comparison Report - Detail

Cross Reference Number: 52500-101-00-00-00000

2019-21 Biennium

Package: Analyst Adjustments

HECC Operations

Pkg Group: POL Pkg Type: 090 Pkg Number: 090

Description	Agency Request Budget (V-01)	Governor's Budget (Y-01)		Column 2 Minus Column 1	% Change from Column 1 to Column 2
	Column 1	Column 2			
3250 Workers Comp. Assess. (WCD)					
8000 General Fund	-	(9)	(9)		100.00%
3270 Flexible Benefits					
8000 General Fund	-	29,320	29,320	29,320	100.00%
OTHER PAYROLL EXPENSES					
8000 General Fund	-	59,006	59,006	59,006	100.00%
TOTAL OTHER PAYROLL EXPENSES	-	\$59,006	\$59,006	\$59,006	100.00%
P.S. BUDGET ADJUSTMENTS					
3455 Vacancy Savings					
8000 General Fund	-	(135,863)	(135,863)	(135,863)	100.00%
3465 Reconciliation Adjustment					
8000 General Fund	-	(179,658)	(179,658)	(179,658)	100.00%
P.S. BUDGET ADJUSTMENTS					
8000 General Fund	-	(315,521)	(315,521)	(315,521)	100.00%
TOTAL P.S. BUDGET ADJUSTMENTS	-	(\$315,521)	(\$315,521)	(\$315,521)	100.00%
PERSONAL SERVICES					
8000 General Fund	-	(135,863)	(135,863)	(135,863)	100.00%
TOTAL PERSONAL SERVICES	-	(\$135,863)	(\$135,863)	(\$135,863)	100.00%
SERVICES & SUPPLIES					

Higher Education Coordinating Commission

Agency Number: 52500

Package Comparison Report - Detail
 2019-21 Biennium
 HECC Operations

Cross Reference Number: 52500-101-00-00-00000
 Package: Analyst Adjustments
 Pkg Group: POL Pkg Type: 090 Pkg Number: 090

Description	Agency Request Budget (V-01)	Governor's Budget (Y-01)		Column 2 Minus Column 1	% Change from Column 1 to Column 2
	Column 1	Column 2			
4650 Other Services and Supplies					
8000 General Fund	-	(191,150)		(191,150)	100.00%
3400 Other Funds Ltd	-	1,160,930		1,160,930	100.00%
All Funds	-	969,780		969,780	100.00%
SERVICES & SUPPLIES					
8000 General Fund	-	(191,150)		(191,150)	100.00%
3400 Other Funds Ltd	-	1,160,930		1,160,930	100.00%
TOTAL SERVICES & SUPPLIES	-	\$969,780		\$969,780	100.00%
SPECIAL PAYMENTS					
6085 Other Special Payments					
3400 Other Funds Ltd	-	9,000,000		9,000,000	100.00%
SPECIAL PAYMENTS					
3400 Other Funds Ltd	-	9,000,000		9,000,000	100.00%
TOTAL SPECIAL PAYMENTS	-	\$9,000,000		\$9,000,000	100.00%
EXPENDITURES					
8000 General Fund	-	(327,013)		(327,013)	100.00%
3400 Other Funds Ltd	-	10,160,930		10,160,930	100.00%
TOTAL EXPENDITURES	-	\$9,833,917		\$9,833,917	100.00%
ENDING BALANCE					

Higher Education Coordinating Commission

Agency Number: 52500

Package Comparison Report - Detail
 2019-21 Biennium
 HECC Operations

Cross Reference Number: 52500-101-00-00-00000
 Package: Analyst Adjustments
 Pkg Group: POL Pkg Type: 090 Pkg Number: 090

Description	Agency Request Budget (V-01)	Governor's Budget (Y-01)		Column 2 Minus Column 1	% Change from Column 1 to Column 2
	Column 1	Column 2			
8000 General Fund	-	-	0	0	0.00%
3400 Other Funds Ltd	-	-	0	0	0.00%
TOTAL ENDING BALANCE	-	-	\$0		0.00%
AUTHORIZED POSITIONS					
8180 Position Reconciliation	-	(1)	(1)	(1)	100.00%
AUTHORIZED FTE					
8250 Class/Unclass FTE Positions	-	0.58	0.58	0.58	100.00%
8280 FTE Reconciliation	-	(1.08)	(1.08)	(1.08)	100.00%
TOTAL AUTHORIZED FTE	-	(0.50)	(0.50)	(0.50)	100.00%

Higher Education Coordinating Commission

Agency Number: 52500

Package Comparison Report - Detail
 2019-21 Biennium
 HECC Operations

Cross Reference Number: 52500-101-00-00-00000
 Package: Statewide Adjustment DAS Chgs
 Pkg Group: POL Pkg Type: 090 Pkg Number: 091

Description	Agency Request Budget (V-01)		Governor's Budget (Y-01)		Column 2 Minus Column 1	% Change from Column 1 to Column 2
	Column 1	Column 2	Column 1	Column 2		
REVENUE CATEGORIES						
GENERAL FUND APPROPRIATION						
0050 General Fund Appropriation						
8000 General Fund	-	(24,732)	(24,732)	(24,732)	(24,732)	100.00%
OTHER						
0975 Other Revenues						
3400 Other Funds Ltd	-	(12,053)	(12,053)	(12,053)	(12,053)	100.00%
FEDERAL FUNDS REVENUE						
0995 Federal Funds						
6400 Federal Funds Ltd	-	(40,894)	(40,894)	(40,894)	(40,894)	100.00%
REVENUE CATEGORIES						
8000 General Fund	-	(24,732)	(24,732)	(24,732)	(24,732)	100.00%
3400 Other Funds Ltd	-	(12,053)	(12,053)	(12,053)	(12,053)	100.00%
6400 Federal Funds Ltd	-	(40,894)	(40,894)	(40,894)	(40,894)	100.00%
TOTAL REVENUE CATEGORIES	-	(\$77,679)	(\$77,679)	(\$77,679)	(\$77,679)	100.00%
AVAILABLE REVENUES						
8000 General Fund	-	(24,732)	(24,732)	(24,732)	(24,732)	100.00%
3400 Other Funds Ltd	-	(12,053)	(12,053)	(12,053)	(12,053)	100.00%
6400 Federal Funds Ltd	-	(40,894)	(40,894)	(40,894)	(40,894)	100.00%

Higher Education Coordinating Commission

Agency Number: 52500

Package Comparison Report - Detail
 2019-21 Biennium
 HECC Operations

Cross Reference Number: 52500-101-00-00-00000
 Package: Statewide Adjustment DAS Chgs
 Pkg Group: POL Pkg Type: 090 Pkg Number: 091

Description	Agency Request Budget (V-01)		Governor's Budget (Y-01)		Column 2 Minus Column 1	% Change from Column 1 to Column 2
	Column 1	Column 2	Column 1	Column 2		
TOTAL AVAILABLE REVENUES	-	(\$77,679)	-	(\$77,679)	(\$77,679)	100.00%
EXPENDITURES						
SERVICES & SUPPLIES						
4225 State Gov. Service Charges						
8000 General Fund	-	32,596	-	32,596	32,596	100.00%
3400 Other Funds Ltd	-	11,662	-	11,662	11,662	100.00%
6400 Federal Funds Ltd	-	18,413	-	18,413	18,413	100.00%
All Funds	-	62,671	-	62,671	62,671	100.00%
4650 Other Services and Supplies						
8000 General Fund	-	(57,328)	-	(57,328)	(57,328)	100.00%
3400 Other Funds Ltd	-	(23,715)	-	(23,715)	(23,715)	100.00%
6400 Federal Funds Ltd	-	(59,307)	-	(59,307)	(59,307)	100.00%
All Funds	-	(140,350)	-	(140,350)	(140,350)	100.00%
SERVICES & SUPPLIES						
8000 General Fund	-	(24,732)	-	(24,732)	(24,732)	100.00%
3400 Other Funds Ltd	-	(12,053)	-	(12,053)	(12,053)	100.00%
6400 Federal Funds Ltd	-	(40,894)	-	(40,894)	(40,894)	100.00%
TOTAL SERVICES & SUPPLIES	-	(\$77,679)	-	(\$77,679)	(\$77,679)	100.00%
EXPENDITURES						

Higher Education Coordinating Commission

Agency Number: 52500

Package Comparison Report - Detail
 2019-21 Biennium
 HECC Operations

Cross Reference Number: 52500-101-00-00-00000
 Package: Statewide Adjustment DAS Chgs
 Pkg Group: POL Pkg Type: 090 Pkg Number: 091

Description	Agency Request Budget (V-01)		Governor's Budget (Y-01)		Column 2 Minus Column 1	% Change from Column 1 to Column 2
	Column 1	Column 2	Column 1	Column 2		
8000 General Fund	-	(24,732)	(24,732)	(24,732)	(24,732)	100.00%
3400 Other Funds Ltd	-	(12,053)	(12,053)	(12,053)	(12,053)	100.00%
6400 Federal Funds Ltd	-	(40,894)	(40,894)	(40,894)	(40,894)	100.00%
TOTAL EXPENDITURES	-	(\$77,679)	(\$77,679)	(\$77,679)	(\$77,679)	100.00%
ENDING BALANCE						
8000 General Fund	-	-	-	-	0	0.00%
3400 Other Funds Ltd	-	-	-	-	0	0.00%
6400 Federal Funds Ltd	-	-	-	-	0	0.00%
TOTAL ENDING BALANCE	-	-	-	-	\$0	0.00%

Higher Education Coordinating Commission

Agency Number: 52500

Package Comparison Report - Detail
 2019-21 Biennium
 HECC Operations

Cross Reference Number: 52500-101-00-00-00000
 Package: Statewide AG Adjustment
 Pkg Group: POL Pkg Type: 090 Pkg Number: 092

Description	Agency Request Budget (V-01)	Governor's Budget (Y-01)		Column 2 Minus Column 1	% Change from Column 1 to Column 2
	Column 1	Column 2	Column 2		
REVENUE CATEGORIES					
GENERAL FUND APPROPRIATION					
0050 General Fund Appropriation					
8000 General Fund	-	(5,953)	(5,953)	(5,953)	100.00%
OTHER					
0975 Other Revenues					
3400 Other Funds Ltd	-	(1,979)	(1,979)	(1,979)	100.00%
FEDERAL FUNDS REVENUE					
0995 Federal Funds					
6400 Federal Funds Ltd	-	(1,764)	(1,764)	(1,764)	100.00%
REVENUE CATEGORIES					
8000 General Fund	-	(5,953)	(5,953)	(5,953)	100.00%
3400 Other Funds Ltd	-	(1,979)	(1,979)	(1,979)	100.00%
6400 Federal Funds Ltd	-	(1,764)	(1,764)	(1,764)	100.00%
TOTAL REVENUE CATEGORIES	-	(\$9,696)	(\$9,696)	(\$9,696)	100.00%
AVAILABLE REVENUES					
8000 General Fund	-	(5,953)	(5,953)	(5,953)	100.00%
3400 Other Funds Ltd	-	(1,979)	(1,979)	(1,979)	100.00%
6400 Federal Funds Ltd	-	(1,764)	(1,764)	(1,764)	100.00%

Higher Education Coordinating Commission

Agency Number: 52500

Package Comparison Report - Detail

Cross Reference Number: 52500-101-00-00-00000

2019-21 Biennium

Package: Statewide AG Adjustment

HECC Operations

Pkg Group: POL Pkg Type: 090 Pkg Number: 092

Description	Agency Request Budget (V-01)	Governor's Budget (Y-01)		Column 2 Minus Column 1	% Change from Column 1 to Column 2
	Column 1	Column 2			
TOTAL AVAILABLE REVENUES	-	(\$9,696)		(\$9,696)	100.00%
EXPENDITURES					
SERVICES & SUPPLIES					
4325 Attorney General					
8000 General Fund	-	(5,953)		(5,953)	100.00%
3400 Other Funds Ltd	-	(1,979)		(1,979)	100.00%
6400 Federal Funds Ltd	-	(1,764)		(1,764)	100.00%
All Funds	-	(9,696)		(9,696)	100.00%
SERVICES & SUPPLIES					
8000 General Fund	-	(5,953)		(5,953)	100.00%
3400 Other Funds Ltd	-	(1,979)		(1,979)	100.00%
6400 Federal Funds Ltd	-	(1,764)		(1,764)	100.00%
TOTAL SERVICES & SUPPLIES	-	(\$9,696)		(\$9,696)	100.00%
EXPENDITURES					
8000 General Fund	-	(5,953)		(5,953)	100.00%
3400 Other Funds Ltd	-	(1,979)		(1,979)	100.00%
6400 Federal Funds Ltd	-	(1,764)		(1,764)	100.00%
TOTAL EXPENDITURES	-	(\$9,696)		(\$9,696)	100.00%
ENDING BALANCE					

Higher Education Coordinating Commission

Agency Number: 52500

Package Comparison Report - Detail
 2019-21 Biennium
 HECC Operations

Cross Reference Number: 52500-101-00-00-00000
 Package: Statewide AG Adjustment
 Pkg Group: POL Pkg Type: 090 Pkg Number: 092

Description	Agency Request Budget (V-01)	Governor's Budget (Y-01)		Column 2 Minus Column 1	% Change from Column 1 to Column 2
	Column 1	Column 2	Column 2 Minus Column 1		
8000 General Fund	-	-	-	0	0.00%
3400 Other Funds Ltd	-	-	-	0	0.00%
6400 Federal Funds Ltd	-	-	-	0	0.00%
TOTAL ENDING BALANCE	-	-	-	\$0	0.00%

Higher Education Coordinating Commission

Agency Number: 52500

Package Comparison Report - Detail
 2019-21 Biennium
 HECC Operations

Cross Reference Number: 52500-101-00-00-00000
 Package: Procurement Staff
 Pkg Group: POL Pkg Type: POL Pkg Number: 101

Description	Agency Request Budget (V-01)		Governor's Budget (Y-01)		Column 2 Minus Column 1	% Change from Column 1 to Column 2
	Column 1	Column 2	Column 1	Column 2		
REVENUE CATEGORIES						
GENERAL FUND APPROPRIATION						
0050 General Fund Appropriation						
8000 General Fund	194,161		163,478		(30,683)	(15.80%)
OTHER						
0975 Other Revenues						
3400 Other Funds Ltd	43,589		36,698		(6,891)	(15.81%)
FEDERAL FUNDS REVENUE						
0995 Federal Funds						
6400 Federal Funds Ltd	157,931		133,451		(24,480)	(15.50%)
REVENUE CATEGORIES						
8000 General Fund	194,161		163,478		(30,683)	(15.80%)
3400 Other Funds Ltd	43,589		36,698		(6,891)	(15.81%)
6400 Federal Funds Ltd	157,931		133,451		(24,480)	(15.50%)
TOTAL REVENUE CATEGORIES	\$395,681		\$333,627		(\$62,054)	(15.68%)
AVAILABLE REVENUES						
8000 General Fund	194,161		163,478		(30,683)	(15.80%)
3400 Other Funds Ltd	43,589		36,698		(6,891)	(15.81%)
6400 Federal Funds Ltd	157,931		133,451		(24,480)	(15.50%)

Higher Education Coordinating Commission

Agency Number: 52500

Package Comparison Report - Detail
 2019-21 Biennium
 HECC Operations

Cross Reference Number: 52500-101-00-00000
 Package: Procurement Staff
 Pkg Group: POL Pkg Type: POL Pkg Number: 101

Description	Agency Request Budget (V-01)	Governor's Budget (Y-01)	Column 2 Minus Column 1	% Change from Column 1 to Column 2
	Column 1	Column 2		
TOTAL AVAILABLE REVENUES	\$395,681	\$333,627	(\$62,054)	(15.68%)
EXPENDITURES				
PERSONAL SERVICES				
SALARIES & WAGES				
3110 Class/Unclass Sal. and Per Diem				
8000 General Fund	116,613	97,177	(19,436)	(16.67%)
3400 Other Funds Ltd	26,178	21,815	(4,363)	(16.67%)
6400 Federal Funds Ltd	95,193	79,328	(15,865)	(16.67%)
All Funds	237,984	198,320	(39,664)	(16.67%)
SALARIES & WAGES				
8000 General Fund	116,613	97,177	(19,436)	(16.67%)
3400 Other Funds Ltd	26,178	21,815	(4,363)	(16.67%)
6400 Federal Funds Ltd	95,193	79,328	(15,865)	(16.67%)
TOTAL SALARIES & WAGES	\$237,984	\$198,320	(\$39,664)	(16.67%)
OTHER PAYROLL EXPENSES				
3210 Empl. Rel. Bd. Assessments				
8000 General Fund	60	50	(10)	(16.67%)
3400 Other Funds Ltd	14	12	(2)	(14.29%)
6400 Federal Funds Ltd	48	40	(8)	(16.67%)

Higher Education Coordinating Commission

Agency Number: 52500

Package Comparison Report - Detail
 2019-21 Biennium
 HECC Operations

Cross Reference Number: 52500-101-00-000000
 Package: Procurement Staff
 Pkg Group: POL Pkg Type: POL Pkg Number: 101

Description	Agency Request Budget (V-01)		Governor's Budget (Y-01)		Column 2 Minus Column 1	% Change from Column 1 to Column 2
	Column 1	Column 2	Column 1	Column 2		
All Funds	122	102			(20)	(16.39%)
3220 Public Employees Retire Cont						
8000 General Fund	19,788	16,490			(3,298)	(16.67%)
3400 Other Funds Ltd	4,443	3,703			(740)	(16.66%)
6400 Federal Funds Ltd	16,155	13,461			(2,694)	(16.68%)
All Funds	40,386	33,654			(6,732)	(16.67%)
3230 Social Security Taxes						
8000 General Fund	8,920	7,433			(1,487)	(16.67%)
3400 Other Funds Ltd	2,003	1,669			(334)	(16.67%)
6400 Federal Funds Ltd	7,283	6,069			(1,214)	(16.67%)
All Funds	18,206	15,171			(3,035)	(16.67%)
3250 Workers Comp. Assess. (WCD)						
8000 General Fund	56	48			(8)	(14.29%)
3400 Other Funds Ltd	14	10			(4)	(28.57%)
6400 Federal Funds Ltd	46	40			(6)	(13.04%)
All Funds	116	98			(18)	(15.52%)
3260 Mass Transit Tax						
8000 General Fund	700	583			(117)	(16.71%)
3400 Other Funds Ltd	157	131			(26)	(16.56%)

Higher Education Coordinating Commission

Agency Number: 52500

Package Comparison Report - Detail
 2019-21 Biennium
 HECC Operations

Cross Reference Number: 52500-101-00-00-00000
 Package: Procurement Staff
 Pkg Group: POL Pkg Type: POL Pkg Number: 101

Description	Agency Request Budget (V-01)		Governor's Budget (Y-01)		Column 2 Minus Column 1	% Change from Column 1 to Column 2
	Column 1	Column 2	Column 1	Column 2		
All Funds	857	714	(143)	(16.69%)		
3270 Flexible Benefits						
8000 General Fund	34,480	28,734	(5,746)	(16.66%)		
3400 Other Funds Ltd	7,740	6,450	(1,290)	(16.67%)		
6400 Federal Funds Ltd	28,148	23,456	(4,692)	(16.67%)		
All Funds	70,368	58,640	(11,728)	(16.67%)		
OTHER PAYROLL EXPENSES						
8000 General Fund	64,004	53,338	(10,666)	(16.66%)		
3400 Other Funds Ltd	14,371	11,975	(2,396)	(16.67%)		
6400 Federal Funds Ltd	51,680	43,066	(8,614)	(16.67%)		
TOTAL OTHER PAYROLL EXPENSES	\$130,055	\$108,379	(\$21,676)	(16.67%)		
P.S. BUDGET ADJUSTMENTS						
3465 Reconciliation Adjustment						
8000 General Fund	-	(581)	(581)	100.00%		
3400 Other Funds Ltd	-	(132)	(132)	100.00%		
6400 Federal Funds Ltd	-	(1)	(1)	100.00%		
All Funds	-	(714)	(714)	100.00%		
P.S. BUDGET ADJUSTMENTS						
8000 General Fund	-	(581)	(581)	100.00%		

Higher Education Coordinating Commission

Agency Number: 52500

Package Comparison Report - Detail
 2019-21 Biennium
 HECC Operations

Cross Reference Number: 52500-101-00-00-00000
 Package: Procurement Staff
 Pkg Group: POL Pkg Type: POL Pkg Number: 101

Description	Agency Request Budget (V-01)		Governor's Budget (Y-01)		Column 2 Minus Column 1	% Change from Column 1 to Column 2
	Column 1	Column 2	Column 1	Column 2		
3400 Other Funds Ltd	-	(132)	(132)	(132)	(132)	100.00%
6400 Federal Funds Ltd	-	(1)	(1)	(1)	(1)	100.00%
TOTAL P.S. BUDGET ADJUSTMENTS	-	(\$714)	(\$714)	(\$714)	(\$714)	100.00%
PERSONAL SERVICES						
8000 General Fund	180,617	149,934	149,934	(30,683)	(30,683)	(16.99%)
3400 Other Funds Ltd	40,549	33,658	33,658	(6,891)	(6,891)	(16.99%)
6400 Federal Funds Ltd	146,873	122,393	122,393	(24,480)	(24,480)	(16.67%)
TOTAL PERSONAL SERVICES	\$368,039	\$305,985	\$305,985	(\$62,054)	(\$62,054)	(16.86%)
SERVICES & SUPPLIES						
4100 Instate Travel						
8000 General Fund	724	724	724	0	0	0.00%
3400 Other Funds Ltd	163	163	163	0	0	0.00%
6400 Federal Funds Ltd	591	591	591	0	0	0.00%
All Funds	1,478	1,478	1,478	0	0	0.00%
4150 Employee Training						
8000 General Fund	3,755	3,755	3,755	0	0	0.00%
3400 Other Funds Ltd	843	843	843	0	0	0.00%
6400 Federal Funds Ltd	3,066	3,066	3,066	0	0	0.00%
All Funds	7,664	7,664	7,664	0	0	0.00%

Higher Education Coordinating Commission

Agency Number: 52500

Package Comparison Report - Detail
 2019-21 Biennium
 HECC Operations

Cross Reference Number: 52500-101-00-00-00000
 Package: Procurement Staff
 Pkg Group: POL Pkg Type: POL Pkg Number: 101

Description	Agency Request Budget (V-01)	Governor's Budget (Y-01)		Column 2 Minus Column 1	% Change from Column 1 to Column 2
	Column 1	Column 2	Column 2		
4175 Office Expenses					
8000 General Fund	2,145	2,145	0	0	0.00%
3400 Other Funds Ltd	482	482	0	0	0.00%
6400 Federal Funds Ltd	1,751	1,751	0	0	0.00%
All Funds	4,378	4,378	0	0	0.00%
4200 Telecommunications					
8000 General Fund	1,609	1,609	0	0	0.00%
3400 Other Funds Ltd	361	361	0	0	0.00%
6400 Federal Funds Ltd	1,314	1,314	0	0	0.00%
All Funds	3,284	3,284	0	0	0.00%
4250 Data Processing					
8000 General Fund	697	697	0	0	0.00%
3400 Other Funds Ltd	157	157	0	0	0.00%
6400 Federal Funds Ltd	570	570	0	0	0.00%
All Funds	1,424	1,424	0	0	0.00%
4275 Publicity and Publications					
8000 General Fund	536	536	0	0	0.00%
3400 Other Funds Ltd	120	120	0	0	0.00%
6400 Federal Funds Ltd	438	438	0	0	0.00%

Higher Education Coordinating Commission

Agency Number: 52500

Package Comparison Report - Detail
 2019-21 Biennium
 HECC Operations

Cross Reference Number: 52500-101-00-00-00000
 Package: Procurement Staff
 Pkg Group: POL Pkg Type: POL Pkg Number: 101

Description	Agency Request Budget (V-01)		Governor's Budget (Y-01)		Column 2 Minus Column 1	% Change from Column 1 to Column 2
	Column 1	Column 2	Column 1	Column 2		
All Funds	1,094		1,094		0	0.00%
4375 Employee Recruitment and Develop						
8000 General Fund	430		430		0	0.00%
3400 Other Funds Ltd	96		96		0	0.00%
6400 Federal Funds Ltd	350		350		0	0.00%
All Funds	876		876		0	0.00%
4400 Dues and Subscriptions						
8000 General Fund	536		536		0	0.00%
3400 Other Funds Ltd	120		120		0	0.00%
6400 Federal Funds Ltd	438		438		0	0.00%
All Funds	1,094		1,094		0	0.00%
4650 Other Services and Supplies						
8000 General Fund	536		536		0	0.00%
3400 Other Funds Ltd	120		120		0	0.00%
6400 Federal Funds Ltd	438		438		0	0.00%
All Funds	1,094		1,094		0	0.00%
4700 Expendable Prop 250 - 5000						
8000 General Fund	2,576		2,576		0	0.00%
3400 Other Funds Ltd	578		578		0	0.00%

Higher Education Coordinating Commission

Agency Number: 52500

Package Comparison Report - Detail
 2019-21 Biennium
 HECC Operations

Cross Reference Number: 52500-101-00-00-00000
 Package: Procurement Staff
 Pkg Group: POL Pkg Type: POL Pkg Number: 101

Description	Agency Request Budget (V-01)		Governor's Budget (Y-01)		Column 2 Minus Column 1	% Change from Column 1 to Column 2
	Column 1	Column 2	Column 1	Column 2		
6400 Federal Funds Ltd	2,102		2,102		0	0.00%
All Funds	5,256		5,256		0	0.00%
SERVICES & SUPPLIES						
8000 General Fund	13,544		13,544		0	0.00%
3400 Other Funds Ltd	3,040		3,040		0	0.00%
6400 Federal Funds Ltd	11,058		11,058		0	0.00%
TOTAL SERVICES & SUPPLIES	\$27,642		\$27,642		\$0	0.00%
EXPENDITURES						
8000 General Fund	194,161		163,478		(30,683)	(15.80%)
3400 Other Funds Ltd	43,589		36,698		(6,891)	(15.81%)
6400 Federal Funds Ltd	157,931		133,451		(24,480)	(15.50%)
TOTAL EXPENDITURES	\$395,681		\$333,627		(\$62,054)	(15.68%)
ENDING BALANCE						
8000 General Fund	-		-		0	0.00%
3400 Other Funds Ltd	-		-		0	0.00%
6400 Federal Funds Ltd	-		-		0	0.00%
TOTAL ENDING BALANCE	-		-		\$0	0.00%
AUTHORIZED POSITIONS						
8150 Class/Unclass Positions	2		2		0	0.00%

Higher Education Coordinating Commission

Agency Number: 52500

Package Comparison Report - Detail
 2019-21 Biennium
 HECC Operations

Cross Reference Number: 52500-101-00-00-00000
 Package: Procurement Staff
 Pkg Group: POL Pkg Type: POL Pkg Number: 101

Description	Agency Request Budget (V-01)	Governor's Budget (Y-01)		Column 2 Minus Column 1	% Change from Column 1 to Column 2
	Column 1	Column 1	Column 2		
8250 Class/Unclass FTE Positions	2.00	1.66	(0.34)	(17.00%)	

AUTHORIZED FTE

8250 Class/Unclass FTE Positions

2.00

1.66

(0.34)

(17.00%)

Higher Education Coordinating Commission

Agency Number: 52500

Package Comparison Report - Detail
 2019-21 Biennium
 HECC Operations

Cross Reference Number: 52500-101-00-00-00000
 Package: Internal Auditor
 Pkg Group: POL Pkg Type: POL Pkg Number: 102

Description	Agency Request Budget (V-01)	Governor's Budget (Y-01)		Column 2 Minus Column 1	% Change from Column 1 to Column 2
	Column 1	Column 1	Column 2		
REVENUE CATEGORIES					
GENERAL FUND APPROPRIATION					
0050 General Fund Appropriation					
8000 General Fund	105,435	82,784		(22,651)	(21.48%)
OTHER					
0975 Other Revenues					
3400 Other Funds Ltd	23,194	18,552		(4,642)	(20.01%)
FEDERAL FUNDS REVENUE					
0995 Federal Funds					
6400 Federal Funds Ltd	81,937	67,323		(14,614)	(17.84%)
REVENUE CATEGORIES					
8000 General Fund	105,435	82,784		(22,651)	(21.48%)
3400 Other Funds Ltd	23,194	18,552		(4,642)	(20.01%)
6400 Federal Funds Ltd	81,937	67,323		(14,614)	(17.84%)
TOTAL REVENUE CATEGORIES	\$210,566	\$168,659		(\$41,907)	(19.90%)
AVAILABLE REVENUES					
8000 General Fund	105,435	82,784		(22,651)	(21.48%)
3400 Other Funds Ltd	23,194	18,552		(4,642)	(20.01%)
6400 Federal Funds Ltd	81,937	67,323		(14,614)	(17.84%)

Higher Education Coordinating Commission

Agency Number: 52500

Package Comparison Report - Detail
 2019-21 Biennium
 HECC Operations

Cross Reference Number: 52500-101-00-00-00000
 Package: Internal Auditor
 Pkg Group: POL Pkg Type: POL Pkg Number: 102

Description	Agency Request Budget (V-01)	Governor's Budget (Y-01)		Column 2 Minus Column 1	% Change from Column 1 to Column 2
	Column 1	Column 2	Column 2		
TOTAL AVAILABLE REVENUES	\$210,566	\$168,659		(\$41,907)	(19.90%)
EXPENDITURES					
PERSONAL SERVICES					
SALARIES & WAGES					
3110 Class/Unclss Sal. and Per Diem					
8000 General Fund	64,584	56,511		(8,073)	(12.50%)
3400 Other Funds Ltd	14,208	12,432		(1,776)	(12.50%)
6400 Federal Funds Ltd	50,376	44,079		(6,297)	(12.50%)
All Funds	129,168	113,022		(16,146)	(12.50%)
SALARIES & WAGES					
8000 General Fund	64,584	56,511		(8,073)	(12.50%)
3400 Other Funds Ltd	14,208	12,432		(1,776)	(12.50%)
6400 Federal Funds Ltd	50,376	44,079		(6,297)	(12.50%)
TOTAL SALARIES & WAGES	\$129,168	\$113,022		(\$16,146)	(12.50%)

OTHER PAYROLL EXPENSES					
3210 Empl. Rel. Bd. Assessments					
8000 General Fund	30	26		(4)	(13.33%)
3400 Other Funds Ltd	7	6		(1)	(14.29%)
6400 Federal Funds Ltd	24	21		(3)	(12.50%)

Higher Education Coordinating Commission

Agency Number: 52500

Package Comparison Report - Detail
 2019-21 Biennium
 HECC Operations

Cross Reference Number: 52500-101-00-00-00000
 Package: Internal Auditor
 Pkg Group: POL Pkg Type: POL Pkg Number: 102

Description	Agency Request Budget (V-01)		Governor's Budget (Y-01)		Column 2 Minus Column 1	% Change from Column 1 to Column 2
	Column 1	Column 2	Column 1	Column 2		
All Funds	61	53	(8)	(13.11%)		
3220 Public Employees Retire Cont						
8000 General Fund	10,960	9,590	(1,370)	(12.50%)		
3400 Other Funds Ltd	2,411	2,110	(301)	(12.48%)		
6400 Federal Funds Ltd	8,549	7,480	(1,069)	(12.50%)		
All Funds	21,920	19,180	(2,740)	(12.50%)		
3230 Social Security Taxes						
8000 General Fund	4,940	4,323	(617)	(12.49%)		
3400 Other Funds Ltd	1,087	951	(136)	(12.51%)		
6400 Federal Funds Ltd	3,854	3,372	(482)	(12.51%)		
All Funds	9,881	8,646	(1,235)	(12.50%)		
3250 Workers Comp. Assess. (WCD)						
8000 General Fund	29	25	(4)	(13.79%)		
3400 Other Funds Ltd	6	6	0	0.00%		
6400 Federal Funds Ltd	23	20	(3)	(13.04%)		
All Funds	58	51	(7)	(12.07%)		
3260 Mass Transit Tax						
8000 General Fund	388	339	(49)	(12.63%)		
3400 Other Funds Ltd	85	75	(10)	(11.76%)		

Higher Education Coordinating Commission

Agency Number: 52500

Package Comparison Report - Detail
 2019-21 Biennium
 HECC Operations

Cross Reference Number: 52500-101-00-00-00000
 Package: Internal Auditor
 Pkg Group: POL Pkg Type: POL Pkg Number: 102

Description	Agency Request Budget (V-01)		Governor's Budget (Y-01)		Column 2 Minus Column 1	% Change from Column 1 to Column 2
	Column 1	Column 2	Column 1	Column 2		
All Funds	473	414	(59)	(12.47%)		
3270 Flexible Benefits						
8000 General Fund	17,592	15,393	(2,199)	(12.50%)		
3400 Other Funds Ltd	3,870	3,386	(484)	(12.51%)		
6400 Federal Funds Ltd	13,722	12,007	(1,715)	(12.50%)		
All Funds	35,184	30,786	(4,398)	(12.50%)		
OTHER PAYROLL EXPENSES						
8000 General Fund	33,939	29,696	(4,243)	(12.50%)		
3400 Other Funds Ltd	7,466	6,534	(932)	(12.48%)		
6400 Federal Funds Ltd	26,172	22,900	(3,272)	(12.50%)		
TOTAL OTHER PAYROLL EXPENSES	\$67,577	\$59,130	(\$8,447)	(12.50%)		
P.S. BUDGET ADJUSTMENTS						
3465 Reconciliation Adjustment						
8000 General Fund	-	(10,335)	(10,335)	100.00%		
3400 Other Funds Ltd	-	(1,934)	(1,934)	100.00%		
6400 Federal Funds Ltd	-	(5,045)	(5,045)	100.00%		
All Funds	-	(17,314)	(17,314)	100.00%		
P.S. BUDGET ADJUSTMENTS						
8000 General Fund	-	(10,335)	(10,335)	100.00%		

Higher Education Coordinating Commission

Agency Number: 52500

Package Comparison Report - Detail
 2019-21 Biennium
 HECC Operations

Cross Reference Number: 52500-101-00-000000
 Package: Internal Auditor
 Pkg Group: POL Pkg Type: POL Pkg Number: 102

Description	Agency Request Budget (V-01)		Governor's Budget (Y-01)		Column 2 Minus Column 1	% Change from Column 1 to Column 2
	Column 1	Column 2	Column 1	Column 2		
3400 Other Funds Ltd	-	(1,934)	(1,934)		(1,934)	100.00%
6400 Federal Funds Ltd	-	(5,045)	(5,045)		(5,045)	100.00%
TOTAL P.S. BUDGET ADJUSTMENTS	-	(\$17,314)	(\$17,314)		(\$17,314)	100.00%
PERSONAL SERVICES						
8000 General Fund	98,523		75,872		(22,651)	(22.99%)
3400 Other Funds Ltd	21,674		17,032		(4,642)	(21.42%)
6400 Federal Funds Ltd	76,548		61,934		(14,614)	(19.09%)
TOTAL PERSONAL SERVICES	\$196,745		\$154,838		(\$41,907)	(21.30%)
SERVICES & SUPPLIES						
4100 Instate Travel						
8000 General Fund	370		370		0	0.00%
3400 Other Funds Ltd	81		81		0	0.00%
6400 Federal Funds Ltd	288		288		0	0.00%
All Funds	739		739		0	0.00%
4150 Employee Training						
8000 General Fund	1,916		1,916		0	0.00%
3400 Other Funds Ltd	422		422		0	0.00%
6400 Federal Funds Ltd	1,494		1,494		0	0.00%
All Funds	3,832		3,832		0	0.00%

Higher Education Coordinating Commission

Agency Number: 52500

Package Comparison Report - Detail
 2019-21 Biennium
 HECC Operations

Cross Reference Number: 52500-101-00-00-00000
 Package: Internal Auditor
 Pkg Group: POL Pkg Type: POL Pkg Number: 102

Description	Agency Request Budget (V-01)		Governor's Budget (Y-01)		Column 2 Minus Column 1	% Change from Column 1 to Column 2
	Column 1	Column 2	Column 1	Column 2		
4175 Office Expenses						
8000 General Fund	1,094		1,094		0	0.00%
3400 Other Funds Ltd	241		241		0	0.00%
6400 Federal Funds Ltd	854		854		0	0.00%
All Funds	2,189		2,189		0	0.00%
4200 Telecommunications						
8000 General Fund	821		821		0	0.00%
3400 Other Funds Ltd	181		181		0	0.00%
6400 Federal Funds Ltd	640		640		0	0.00%
All Funds	1,642		1,642		0	0.00%
4250 Data Processing						
8000 General Fund	356		356		0	0.00%
3400 Other Funds Ltd	78		78		0	0.00%
6400 Federal Funds Ltd	278		278		0	0.00%
All Funds	712		712		0	0.00%
4275 Publicity and Publications						
8000 General Fund	274		274		0	0.00%
3400 Other Funds Ltd	60		60		0	0.00%
6400 Federal Funds Ltd	213		213		0	0.00%

Higher Education Coordinating Commission

Agency Number: 52500

Package Comparison Report - Detail
 2019-21 Biennium
 HECC Operations

Cross Reference Number: 52500-101-00-00-00000
 Package: Internal Auditor
 Pkg Group: POL Pkg Type: POL Pkg Number: 102

Description	Agency Request Budget (V-01)	Governor's Budget (Y-01)	Column 2 Minus Column 1	% Change from Column 1 to Column 2
	Column 1	Column 2		
All Funds	547	547	0	0.00%
4375 Employee Recruitment and Develop				
8000 General Fund	219	219	0	0.00%
3400 Other Funds Ltd	48	48	0	0.00%
6400 Federal Funds Ltd	171	171	0	0.00%
All Funds	438	438	0	0.00%
4400 Dues and Subscriptions				
8000 General Fund	274	274	0	0.00%
3400 Other Funds Ltd	60	60	0	0.00%
6400 Federal Funds Ltd	213	213	0	0.00%
All Funds	547	547	0	0.00%
4650 Other Services and Supplies				
8000 General Fund	274	274	0	0.00%
3400 Other Funds Ltd	60	60	0	0.00%
6400 Federal Funds Ltd	213	213	0	0.00%
All Funds	547	547	0	0.00%
4700 Expendable Prop 250 - 5000				
8000 General Fund	1,314	1,314	0	0.00%
3400 Other Funds Ltd	289	289	0	0.00%

Higher Education Coordinating Commission

Agency Number: 52500

Package Comparison Report - Detail
 2019-21 Biennium
 HECC Operations

Cross Reference Number: 52500-101-00-00000
 Package: Internal Auditor
 Pkg Group: POL Pkg Type: POL Pkg Number: 102

Description	Agency Request Budget (V-01)	Governor's Budget (Y-01)		Column 2 Minus Column 1	% Change from Column 1 to Column 2
	Column 1	Column 2	Column 2		
6400 Federal Funds Ltd	1,025	1,025	0	0	0.00%
All Funds	2,628	2,628	0	0	0.00%
SERVICES & SUPPLIES					
8000 General Fund	6,912	6,912	0	0	0.00%
3400 Other Funds Ltd	1,520	1,520	0	0	0.00%
6400 Federal Funds Ltd	5,389	5,389	0	0	0.00%
TOTAL SERVICES & SUPPLIES	\$13,821	\$13,821	\$0	\$0	0.00%
EXPENDITURES					
8000 General Fund	105,435	82,784	(22,651)	(21.48%)	(21.48%)
3400 Other Funds Ltd	23,194	18,552	(4,642)	(20.01%)	(20.01%)
6400 Federal Funds Ltd	81,937	67,323	(14,614)	(17.84%)	(17.84%)
TOTAL EXPENDITURES	\$210,566	\$168,659	(\$41,907)	(\$41,907)	(19.90%)
ENDING BALANCE					
8000 General Fund	-	-	0	0	0.00%
3400 Other Funds Ltd	-	-	0	0	0.00%
6400 Federal Funds Ltd	-	-	0	0	0.00%
TOTAL ENDING BALANCE	-	-	\$0	\$0	0.00%
AUTHORIZED POSITIONS					
8150 Class/Unclass Positions	1	1	0	0	0.00%

Higher Education Coordinating Commission

Agency Number: 52500

Package Comparison Report - Detail
 2019-21 Biennium
 HECC Operations

Cross Reference Number: 52500-101-00-00-000000
 Package: Internal Auditor
 Pkg Group: POL Pkg Type: POL Pkg Number: 102

Description	Agency Request Budget (V-01)	Governor's Budget (Y-01)	Column 2 Minus Column 1	% Change from Column 1 to Column 2
	Column 1	Column 2		
AUTHORIZED FTE	1.00	0.88	(0.12)	(12.00%)
8250 Class/Unclass FTE Positions				

Higher Education Coordinating Commission

Agency Number: 52500

Package Comparison Report - Detail
 2019-21 Biennium
 HECC Operations

Cross Reference Number: 52500-101-00-00-00000
 Package: Human Resource Staff
 Pkg Group: POL Pkg Type: POL Pkg Number: 103

Description	Agency Request Budget (V-01)		Governor's Budget (Y-01)		Column 2 Minus Column 1	% Change from Column 1 to Column 2
	Column 1	Column 2	Column 1	Column 2		
REVENUE CATEGORIES						
GENERAL FUND APPROPRIATION						
0050 General Fund Appropriation						
8000 General Fund	290,124		214,408		(75,716)	(26.10%)
OTHER						
0975 Other Revenues						
3400 Other Funds Ltd	65,133		48,129		(17,004)	(26.11%)
FEDERAL FUNDS REVENUE						
0995 Federal Funds						
6400 Federal Funds Ltd	235,969		175,021		(60,948)	(25.83%)
REVENUE CATEGORIES						
8000 General Fund	290,124		214,408		(75,716)	(26.10%)
3400 Other Funds Ltd	65,133		48,129		(17,004)	(26.11%)
6400 Federal Funds Ltd	235,969		175,021		(60,948)	(25.83%)
TOTAL REVENUE CATEGORIES	\$591,226		\$437,558		(\$153,668)	(25.99%)
AVAILABLE REVENUES						
8000 General Fund	290,124		214,408		(75,716)	(26.10%)
3400 Other Funds Ltd	65,133		48,129		(17,004)	(26.11%)
6400 Federal Funds Ltd	235,969		175,021		(60,948)	(25.83%)

Higher Education Coordinating Commission

Agency Number: 52500

Package Comparison Report - Detail
 2019-21 Biennium
 HECC Operations

Cross Reference Number: 52500-101-00-00000
 Package: Human Resource Staff
 Pkg Group: POL Pkg Type: POL Pkg Number: 103

Description	Agency Request Budget (V-01)		Governor's Budget (Y-01)		Column 2 Minus Column 1	% Change from Column 1 to Column 2
	Column 1	Column 2	Column 1	Column 2		
TOTAL AVAILABLE REVENUES	\$591,226	\$437,558			(\$153,668)	(25.99%)
EXPENDITURES						
PERSONAL SERVICES						
SALARIES & WAGES						
3110 Class/Unclass Sal. and Per Diem						
8000 General Fund	176,318	133,394			(42,924)	(24.34%)
3400 Other Funds Ltd	39,582	29,945			(9,637)	(24.35%)
6400 Federal Funds Ltd	143,932	108,893			(35,039)	(24.34%)
All Funds	359,832	272,232			(87,600)	(24.34%)
SALARIES & WAGES						
8000 General Fund	176,318	133,394			(42,924)	(24.34%)
3400 Other Funds Ltd	39,582	29,945			(9,637)	(24.35%)
6400 Federal Funds Ltd	143,932	108,893			(35,039)	(24.34%)
TOTAL SALARIES & WAGES	\$359,832	\$272,232			(\$87,600)	(24.34%)
OTHER PAYROLL EXPENSES						
3210 Empl. Rel. Bd. Assessments						
8000 General Fund	90	82			(8)	(8.89%)
3400 Other Funds Ltd	21	19			(2)	(9.52%)
6400 Federal Funds Ltd	72	66			(6)	(8.33%)

Higher Education Coordinating Commission

Agency Number: 52500

Package Comparison Report - Detail
 2019-21 Biennium
 HECC Operations

Cross Reference Number: 52500-101-00-00-00000
 Package: Human Resource Staff
 Pkg Group: POL Pkg Type: POL Pkg Number: 103

Description	Agency Request Budget (V-01)		Governor's Budget (Y-01)		Column 2 Minus Column 1	% Change from Column 1 to Column 2
	Column 1	Column 2	Column 1	Column 2		
All Funds	183	167			(16)	(8.74%)
3220 Public Employees Retire Cont						
8000 General Fund	29,921	22,636			(7,285)	(24.35%)
3400 Other Funds Ltd	6,717	5,083			(1,634)	(24.33%)
6400 Federal Funds Ltd	24,425	18,479			(5,946)	(24.34%)
All Funds	61,063	46,198			(14,865)	(24.34%)
3230 Social Security Taxes						
8000 General Fund	13,487	10,205			(3,282)	(24.33%)
3400 Other Funds Ltd	3,030	2,291			(739)	(24.39%)
6400 Federal Funds Ltd	11,010	8,330			(2,680)	(24.34%)
All Funds	27,527	20,826			(6,701)	(24.34%)
3250 Workers Comp. Assess. (WCD)						
8000 General Fund	84	78			(6)	(7.14%)
3400 Other Funds Ltd	21	19			(2)	(9.52%)
6400 Federal Funds Ltd	69	63			(6)	(8.70%)
All Funds	174	160			(14)	(8.05%)
3260 Mass Transit Tax						
8000 General Fund	1,058	800			(258)	(24.39%)
3400 Other Funds Ltd	237	180			(57)	(24.05%)

Higher Education Coordinating Commission

Agency Number: 52500

Package Comparison Report - Detail
 2019-21 Biennium
 HECC Operations

Cross Reference Number: 52500-101-00-00000
 Package: Human Resource Staff
 Pkg Group: POL Pkg Type: POL Pkg Number: 103

Description	Agency Request Budget (V-01)	Governor's Budget (Y-01)	Column 2 Minus Column 1	% Change from Column 1 to Column 2
	Column 1	Column 2		
All Funds	1,295	980	(315)	(24.32%)
3270 Flexible Benefits				
8000 General Fund	51,720	47,410	(4,310)	(8.33%)
3400 Other Funds Ltd	11,610	10,644	(966)	(8.32%)
6400 Federal Funds Ltd	42,222	38,702	(3,520)	(8.34%)
All Funds	105,552	96,756	(8,796)	(8.33%)
OTHER PAYROLL EXPENSES				
8000 General Fund	96,360	81,211	(15,149)	(15.72%)
3400 Other Funds Ltd	21,636	18,236	(3,400)	(15.71%)
6400 Federal Funds Ltd	77,798	65,640	(12,158)	(15.63%)
TOTAL OTHER PAYROLL EXPENSES	\$195,794	\$165,087	(\$30,707)	(15.68%)
P.S. BUDGET ADJUSTMENTS				
3465 Reconciliation Adjustment				
8000 General Fund	-	(17,643)	(17,643)	100.00%
3400 Other Funds Ltd	-	(3,967)	(3,967)	100.00%
6400 Federal Funds Ltd	-	(13,751)	(13,751)	100.00%
All Funds	-	(35,361)	(35,361)	100.00%
P.S. BUDGET ADJUSTMENTS				
8000 General Fund	-	(17,643)	(17,643)	100.00%

Higher Education Coordinating Commission

Agency Number: 52500

Package Comparison Report - Detail
 2019-21 Biennium
 HECC Operations

Cross Reference Number: 52500-101-00-00-00000
 Package: Human Resource Staff
 Pkg Group: POL Pkg Type: POL Pkg Number: 103

Description	Agency Request Budget (V-01)		Governor's Budget (Y-01)		Column 2 Minus Column 1	% Change from Column 1 to Column 2
	Column 1	Column 2	Column 1	Column 2		
3400 Other Funds Ltd	-	(3,967)	(3,967)	(3,967)	(3,967)	100.00%
6400 Federal Funds Ltd	-	(13,751)	(13,751)	(13,751)	(13,751)	100.00%
TOTAL P.S. BUDGET ADJUSTMENTS	-	(\$35,361)	(\$35,361)	(\$35,361)	(\$35,361)	100.00%
PERSONAL SERVICES						
8000 General Fund	272,678	196,962	196,962	196,962	(75,716)	(27.77%)
3400 Other Funds Ltd	61,218	44,214	44,214	44,214	(17,004)	(27.78%)
6400 Federal Funds Ltd	221,730	160,782	160,782	160,782	(60,948)	(27.49%)
TOTAL PERSONAL SERVICES	\$555,626	\$401,958	\$401,958	\$401,958	(\$153,668)	(27.66%)
SERVICES & SUPPLIES						
4100 Instate Travel						
8000 General Fund	869	869	869	869	0	0.00%
3400 Other Funds Ltd	195	195	195	195	0	0.00%
6400 Federal Funds Ltd	709	709	709	709	0	0.00%
All Funds	1,773	1,773	1,773	1,773	0	0.00%
4150 Employee Training						
8000 General Fund	4,479	4,479	4,479	4,479	0	0.00%
3400 Other Funds Ltd	1,006	1,006	1,006	1,006	0	0.00%
6400 Federal Funds Ltd	3,656	3,656	3,656	3,656	0	0.00%
All Funds	9,141	9,141	9,141	9,141	0	0.00%

Higher Education Coordinating Commission

Agency Number: 52500

Package Comparison Report - Detail
 2019-21 Biennium
 HECC Operations

Cross Reference Number: 52500-101-00-00-00000
 Package: Human Resource Staff
 Pkg Group: POL Pkg Type: POL Pkg Number: 103

Description	Agency Request Budget (V-01)	Governor's Budget (Y-01)	Column 2 Minus Column 1	% Change from Column 1 to Column 2
	Column 1	Column 2		
4175 Office Expenses				
8000 General Fund	3,057	3,057	0	0.00%
3400 Other Funds Ltd	686	686	0	0.00%
6400 Federal Funds Ltd	2,496	2,496	0	0.00%
All Funds	6,239	6,239	0	0.00%
4200 Telecommunications				
8000 General Fund	2,414	2,414	0	0.00%
3400 Other Funds Ltd	542	542	0	0.00%
6400 Federal Funds Ltd	1,970	1,970	0	0.00%
All Funds	4,926	4,926	0	0.00%
4250 Data Processing				
8000 General Fund	912	912	0	0.00%
3400 Other Funds Ltd	205	205	0	0.00%
6400 Federal Funds Ltd	745	745	0	0.00%
All Funds	1,862	1,862	0	0.00%
4275 Publicity and Publications				
8000 General Fund	644	644	0	0.00%
3400 Other Funds Ltd	144	144	0	0.00%
6400 Federal Funds Ltd	525	525	0	0.00%

Higher Education Coordinating Commission

Agency Number: 52500

Package Comparison Report - Detail
 2019-21 Biennium
 HECC Operations

Cross Reference Number: 52500-101-00-00-00000
 Package: Human Resource Staff
 Pkg Group: POL Pkg Type: POL Pkg Number: 103

Description	Agency Request Budget (V-01)		Governor's Budget (Y-01)		Column 2 Minus Column 1	% Change from Column 1 to Column 2
	Column 1	Column 2	Column 1	Column 2		
All Funds	1,313		1,313		0	0.00%
4375 Employee Recruitment and Develop						
8000 General Fund	537		537		0	0.00%
3400 Other Funds Ltd	120		120		0	0.00%
6400 Federal Funds Ltd	438		438		0	0.00%
All Funds	1,095		1,095		0	0.00%
4400 Dues and Subscriptions						
8000 General Fund	644		644		0	0.00%
3400 Other Funds Ltd	144		144		0	0.00%
6400 Federal Funds Ltd	525		525		0	0.00%
All Funds	1,313		1,313		0	0.00%
4650 Other Services and Supplies						
8000 General Fund	671		671		0	0.00%
3400 Other Funds Ltd	150		150		0	0.00%
6400 Federal Funds Ltd	547		547		0	0.00%
All Funds	1,368		1,368		0	0.00%
4700 Expendable Prop 250 - 5000						
8000 General Fund	3,219		3,219		0	0.00%
3400 Other Funds Ltd	723		723		0	0.00%

Higher Education Coordinating Commission

Agency Number: 52500

Package Comparison Report - Detail
 2019-21 Biennium
 HECC Operations

Cross Reference Number: 52500-101-00-00-00000
 Package: Human Resource Staff
 Pkg Group: POL Pkg Type: POL Pkg Number: 103

Description	Agency Request Budget (V-01)		Governor's Budget (Y-01)		Column 2 Minus Column 1	% Change from Column 1 to Column 2
	Column 1	Column 2	Column 1	Column 2		
6400 Federal Funds Ltd	2,628	2,628	0	0		0.00%
All Funds	6,570	6,570	0	0		0.00%
SERVICES & SUPPLIES						
8000 General Fund	17,446	17,446	0	0		0.00%
3400 Other Funds Ltd	3,915	3,915	0	0		0.00%
6400 Federal Funds Ltd	14,239	14,239	0	0		0.00%
TOTAL SERVICES & SUPPLIES	\$35,600	\$35,600	\$0	\$0		0.00%
EXPENDITURES						
8000 General Fund	290,124	214,408	(75,716)			(26.10%)
3400 Other Funds Ltd	65,133	48,129	(17,004)			(26.11%)
6400 Federal Funds Ltd	235,969	175,021	(60,948)			(25.83%)
TOTAL EXPENDITURES	\$591,226	\$437,558	(\$153,668)			(25.99%)
ENDING BALANCE						
8000 General Fund	-	-	0			0.00%
3400 Other Funds Ltd	-	-	0			0.00%
6400 Federal Funds Ltd	-	-	0			0.00%
TOTAL ENDING BALANCE	-	-	\$0			0.00%
AUTHORIZED POSITIONS						
8150 Class/Unclass Positions	3	3	0			0.00%

Higher Education Coordinating Commission

Agency Number: 52500

Package Comparison Report - Detail
 2019-21 Biennium
 HECC Operations

Cross Reference Number: 52500-101-00-00-000000
 Package: Human Resource Staff
 Pkg Group: POL Pkg Type: POL Pkg Number: 103

Description	Agency Request Budget (V-01)	Governor's Budget (Y-01)	Column 2 Minus Column 1	% Change from Column 1 to Column 2
	Column 1	Column 2		
AUTHORIZED FTE				
8250 Class/Unclass FTE Positions	3.00	2.26	(0.74)	(24.67%)

Higher Education Coordinating Commission

Agency Number: 52500

Package Comparison Report - Detail
 2019-21 Biennium
 HECC Operations
 Cross Reference Number: 52500-101-00-00-00000
 Package: Financial Aid Software Replacement
 Pkg Group: POL Pkg Type: POL Pkg Number: 104

Description	Agency Request Budget (V-01)	Governor's Budget (Y-01)		Column 2 Minus Column 1	% Change from Column 1 to Column 2
	Column 1	Column 1	Column 2		
REVENUE CATEGORIES					
GENERAL FUND APPROPRIATION					
0050 General Fund Appropriation					
8000 General Fund	8,000,000	-	-	(8,000,000)	(100.00%)
REVENUE CATEGORIES					
8000 General Fund	8,000,000	-	-	(8,000,000)	(100.00%)
TOTAL REVENUE CATEGORIES	\$8,000,000	-	-	(\$8,000,000)	(100.00%)
AVAILABLE REVENUES					
8000 General Fund	8,000,000	-	-	(8,000,000)	(100.00%)
TOTAL AVAILABLE REVENUES	\$8,000,000	-	-	(\$8,000,000)	(100.00%)
EXPENDITURES					
CAPITAL OUTLAY					
5550 Data Processing Software					
8000 General Fund	8,000,000	-	-	(8,000,000)	(100.00%)
EXPENDITURES					
8000 General Fund	8,000,000	-	-	(8,000,000)	(100.00%)
TOTAL EXPENDITURES	\$8,000,000	-	-	(\$8,000,000)	(100.00%)
ENDING BALANCE					
8000 General Fund	-	-	-	0	0.00%

Higher Education Coordinating Commission

Agency Number: 52500

Package Comparison Report - Detail
 2019-21 Biennium
 HECC Operations

Cross Reference Number: 52500-101-00-00-00000
 Package: Financial Aid Software Replacement
 Pkg Group: POL Pkg Type: POL Pkg Number: 104

Description	Agency Request Budget (V-01)	Governor's Budget (Y-01)	Column 2 Minus Column 1	% Change from Column 1 to Column 2
	Column 1	Column 2		
TOTAL ENDING BALANCE	-	-	\$0	0.00%

Higher Education Coordinating Commission

Agency Number: 52500

Package Comparison Report - Detail
 2019-21 Biennium
 HECC Operations

Cross Reference Number: 52500-101-00-00-00000
 Package: Information Systems Staff
 Pkg Group: POL Pkg Type: POL Pkg Number: 105

Description	Agency Request Budget (V-01)	Governor's Budget (Y-01)		Column 2 Minus Column 1	% Change from Column 1 to Column 2
	Column 1	Column 1	Column 2		
REVENUE CATEGORIES					
GENERAL FUND APPROPRIATION					
0050 General Fund Appropriation					
8000 General Fund	449,657	-		(449,657)	(100.00%)
OTHER					
0975 Other Revenues					
3400 Other Funds Ltd	100,951	-		(100,951)	(100.00%)
FEDERAL FUNDS REVENUE					
0995 Federal Funds					
6400 Federal Funds Ltd	365,719	-		(365,719)	(100.00%)
REVENUE CATEGORIES					
8000 General Fund	449,657	-		(449,657)	(100.00%)
3400 Other Funds Ltd	100,951	-		(100,951)	(100.00%)
6400 Federal Funds Ltd	365,719	-		(365,719)	(100.00%)
TOTAL REVENUE CATEGORIES	\$916,327	-		(\$916,327)	(100.00%)
AVAILABLE REVENUES					
8000 General Fund	449,657	-		(449,657)	(100.00%)
3400 Other Funds Ltd	100,951	-		(100,951)	(100.00%)
6400 Federal Funds Ltd	365,719	-		(365,719)	(100.00%)

Higher Education Coordinating Commission

Agency Number: 52500

Package Comparison Report - Detail
 2019-21 Biennium
 HECC Operations

Cross Reference Number: 52500-101-00-00-00000
 Package: Information Systems Staff
 Pkg Group: POL Pkg Type: POL Pkg Number: 105

Description	Agency Request Budget (V-01)		Governor's Budget (Y-01)		Column 2 Minus Column 1	% Change from Column 1 to Column 2
	Column 1	Column 2	Column 1	Column 2		
TOTAL AVAILABLE REVENUES	\$916,327	-	-	-	(\$916,327)	(100.00%)
EXPENDITURES						
PERSONAL SERVICES						
SALARIES & WAGES						
3110 Class/Unclass Sal. and Per Diem						
8000 General Fund	276,582	-	-	-	(276,582)	(100.00%)
3400 Other Funds Ltd	62,091	-	-	-	(62,091)	(100.00%)
6400 Federal Funds Ltd	225,783	-	-	-	(225,783)	(100.00%)
All Funds	564,456	-	-	-	(564,456)	(100.00%)
SALARIES & WAGES						
8000 General Fund	276,582	-	-	-	(276,582)	(100.00%)
3400 Other Funds Ltd	62,091	-	-	-	(62,091)	(100.00%)
6400 Federal Funds Ltd	225,783	-	-	-	(225,783)	(100.00%)
TOTAL SALARIES & WAGES	\$564,456	-	-	-	(\$564,456)	(100.00%)
OTHER PAYROLL EXPENSES						
3210 Empl. Rel. Bd. Assessments						
8000 General Fund	120	-	-	-	(120)	(100.00%)
3400 Other Funds Ltd	28	-	-	-	(28)	(100.00%)
6400 Federal Funds Ltd	96	-	-	-	(96)	(100.00%)

Higher Education Coordinating Commission

Agency Number: 52500

Package Comparison Report - Detail
 2019-21 Biennium
 HECC Operations

Cross Reference Number: 52500-101-00-00-00000
 Package: Information Systems Staff
 Pkg Group: POL Pkg Type: POL Pkg Number: 105

Description	Agency Request Budget (V-01)	Governor's Budget (Y-01)		Column 2 Minus Column 1	% Change from Column 1 to Column 2
	Column 1	Column 1	Column 2		
All Funds	244	-	-	(244)	(100.00%)
3220 Public Employees Retire Cont					
8000 General Fund	46,936	-	-	(46,936)	(100.00%)
3400 Other Funds Ltd	10,536	-	-	(10,536)	(100.00%)
6400 Federal Funds Ltd	38,315	-	-	(38,315)	(100.00%)
All Funds	95,787	-	-	(95,787)	(100.00%)
3230 Social Security Taxes					
8000 General Fund	21,156	-	-	(21,156)	(100.00%)
3400 Other Funds Ltd	4,751	-	-	(4,751)	(100.00%)
6400 Federal Funds Ltd	17,273	-	-	(17,273)	(100.00%)
All Funds	43,180	-	-	(43,180)	(100.00%)
3250 Workers Comp. Assess. (WCD)					
8000 General Fund	112	-	-	(112)	(100.00%)
3400 Other Funds Ltd	28	-	-	(28)	(100.00%)
6400 Federal Funds Ltd	92	-	-	(92)	(100.00%)
All Funds	232	-	-	(232)	(100.00%)
3260 Mass Transit Tax					
8000 General Fund	1,659	-	-	(1,659)	(100.00%)
3400 Other Funds Ltd	373	-	-	(373)	(100.00%)

Higher Education Coordinating Commission

Agency Number: 52500

Package Comparison Report - Detail
 2019-21 Biennium
 HECC Operations

Cross Reference Number: 52500-101-00-00-00000
 Package: Information Systems Staff
 Pkg Group: POL Pkg Type: POL Pkg Number: 105

Description	Agency Request Budget (V-01)		Governor's Budget (Y-01)		Column 2 Minus Column 1	% Change from Column 1 to Column 2
	Column 1	Column 2	Column 1	Column 2		
All Funds	2,032	-	(2,032)	-	(2,032)	(100.00%)
3270 Flexible Benefits						
8000 General Fund	68,960	-	(68,960)	-	(68,960)	(100.00%)
3400 Other Funds Ltd	15,480	-	(15,480)	-	(15,480)	(100.00%)
6400 Federal Funds Ltd	56,296	-	(56,296)	-	(56,296)	(100.00%)
All Funds	140,736	-	(140,736)	-	(140,736)	(100.00%)
OTHER PAYROLL EXPENSES						
8000 General Fund	138,943	-	(138,943)	-	(138,943)	(100.00%)
3400 Other Funds Ltd	31,196	-	(31,196)	-	(31,196)	(100.00%)
6400 Federal Funds Ltd	112,072	-	(112,072)	-	(112,072)	(100.00%)
TOTAL OTHER PAYROLL EXPENSES	\$282,211	-	(\$282,211)	-	(\$282,211)	(100.00%)
PERSONAL SERVICES						
8000 General Fund	415,525	-	(415,525)	-	(415,525)	(100.00%)
3400 Other Funds Ltd	93,287	-	(93,287)	-	(93,287)	(100.00%)
6400 Federal Funds Ltd	337,855	-	(337,855)	-	(337,855)	(100.00%)
TOTAL PERSONAL SERVICES	\$846,667	-	(\$846,667)	-	(\$846,667)	(100.00%)
SERVICES & SUPPLIES						
4100 Instate Travel						
8000 General Fund	1,736	-	(1,736)	-	(1,736)	(100.00%)

Higher Education Coordinating Commission

Agency Number: 52500

Package Comparison Report - Detail
 2019-21 Biennium
 HECC Operations

Cross Reference Number: 52500-101-00-00-00000
 Package: Information Systems Staff
 Pkg Group: POL Pkg Type: POL Pkg Number: 105

Description	Agency Request Budget (V-01)	Governor's Budget (Y-01)		Column 2 Minus Column 1	% Change from Column 1 to Column 2
	Column 1	Column 1	Column 2		
3400 Other Funds Ltd	390	-	-	(390)	(100.00%)
6400 Federal Funds Ltd	1,418	-	-	(1,418)	(100.00%)
All Funds	3,544	-	-	(3,544)	(100.00%)
4150 Employee Training					
8000 General Fund	9,655	-	-	(9,655)	(100.00%)
3400 Other Funds Ltd	2,167	-	-	(2,167)	(100.00%)
6400 Federal Funds Ltd	7,882	-	-	(7,882)	(100.00%)
All Funds	19,704	-	-	(19,704)	(100.00%)
4175 Office Expenses					
8000 General Fund	4,291	-	-	(4,291)	(100.00%)
3400 Other Funds Ltd	963	-	-	(963)	(100.00%)
6400 Federal Funds Ltd	3,502	-	-	(3,502)	(100.00%)
All Funds	8,756	-	-	(8,756)	(100.00%)
4200 Telecommunications					
8000 General Fund	4,291	-	-	(4,291)	(100.00%)
3400 Other Funds Ltd	963	-	-	(963)	(100.00%)
6400 Federal Funds Ltd	3,502	-	-	(3,502)	(100.00%)
All Funds	8,756	-	-	(8,756)	(100.00%)
4250 Data Processing					

Higher Education Coordinating Commission

Agency Number: 52500

Package Comparison Report - Detail
 2019-21 Biennium
 HECC Operations

Cross Reference Number: 52500-101-00-00-00000
 Package: Information Systems Staff
 Pkg Group: POL Pkg Type: POL Pkg Number: 105

Description	Agency Request Budget (V-01)	Governor's Budget (Y-01)		Column 2 Minus Column 1	% Change from Column 1 to Column 2
	Column 1	Column 1	Column 2		
8000 General Fund	3,004	-	-	(3,004)	(100.00%)
3400 Other Funds Ltd	675	-	-	(675)	(100.00%)
6400 Federal Funds Ltd	2,453	-	-	(2,453)	(100.00%)
All Funds	6,132	-	-	(6,132)	(100.00%)
4275 Publicity and Publications					
8000 General Fund	1,072	-	-	(1,072)	(100.00%)
3400 Other Funds Ltd	241	-	-	(241)	(100.00%)
6400 Federal Funds Ltd	875	-	-	(875)	(100.00%)
All Funds	2,188	-	-	(2,188)	(100.00%)
4375 Employee Recruitment and Develop					
8000 General Fund	858	-	-	(858)	(100.00%)
3400 Other Funds Ltd	193	-	-	(193)	(100.00%)
6400 Federal Funds Ltd	701	-	-	(701)	(100.00%)
All Funds	1,752	-	-	(1,752)	(100.00%)
4400 Dues and Subscriptions					
8000 General Fund	1,072	-	-	(1,072)	(100.00%)
3400 Other Funds Ltd	241	-	-	(241)	(100.00%)
6400 Federal Funds Ltd	875	-	-	(875)	(100.00%)
All Funds	2,188	-	-	(2,188)	(100.00%)

Higher Education Coordinating Commission

Agency Number: 52500

Package Comparison Report - Detail
 2019-21 Biennium
 HECC Operations

Cross Reference Number: 52500-101-00-00-00000
 Package: Information Systems Staff
 Pkg Group: POL Pkg Type: POL Pkg Number: 105

Description	Agency Request Budget (V-01)		Governor's Budget (Y-01)		Column 2 Minus Column 1	% Change from Column 1 to Column 2
	Column 1	Column 2	Column 1	Column 2		
4650 Other Services and Supplies						
8000 General Fund	2,146	-	-	-	(2,146)	(100.00%)
3400 Other Funds Ltd	482	-	-	-	(482)	(100.00%)
6400 Federal Funds Ltd	1,752	-	-	-	(1,752)	(100.00%)
All Funds	4,380	-	-	-	(4,380)	(100.00%)
4700 Expendable Prop 250 - 5000						
8000 General Fund	6,007	-	-	-	(6,007)	(100.00%)
3400 Other Funds Ltd	1,349	-	-	-	(1,349)	(100.00%)
6400 Federal Funds Ltd	4,904	-	-	-	(4,904)	(100.00%)
All Funds	12,260	-	-	-	(12,260)	(100.00%)
SERVICES & SUPPLIES						
8000 General Fund	34,132	-	-	-	(34,132)	(100.00%)
3400 Other Funds Ltd	7,664	-	-	-	(7,664)	(100.00%)
6400 Federal Funds Ltd	27,864	-	-	-	(27,864)	(100.00%)
TOTAL SERVICES & SUPPLIES	\$69,660	-	-	-	(\$69,660)	(100.00%)
EXPENDITURES						
8000 General Fund	449,657	-	-	-	(449,657)	(100.00%)
3400 Other Funds Ltd	100,951	-	-	-	(100,951)	(100.00%)
6400 Federal Funds Ltd	365,719	-	-	-	(365,719)	(100.00%)

Higher Education Coordinating Commission

Agency Number: 52500

Package Comparison Report - Detail
 2019-21 Biennium
 HECC Operations

Cross Reference Number: 52500-101-00-00-00000
 Package: Information Systems Staff
 Pkg Group: POL Pkg Type: POL Pkg Number: 105

Description	Agency Request Budget (V-01)		Governor's Budget (Y-01)		Column 2 Minus Column 1	% Change from Column 1 to Column 2
	Column 1	Column 2	Column 1	Column 2		
TOTAL EXPENDITURES	\$916,327	-	-	-	(\$916,327)	(100.00%)
ENDING BALANCE						
8000 General Fund	-	-	-	-	0	0.00%
3400 Other Funds Ltd	-	-	-	-	0	0.00%
6400 Federal Funds Ltd	-	-	-	-	0	0.00%
TOTAL ENDING BALANCE	-	-	-	-	\$0	0.00%

AUTHORIZED POSITIONS

8150 Class/Unclass Positions

4

(4)

(100.00%)

AUTHORIZED FTE

8250 Class/Unclass FTE Positions

4.00

(4.00)

(100.00%)

Higher Education Coordinating Commission

Agency Number: 52500

Package Comparison Report - Detail
 2019-21 Biennium
 HECC Operations

Cross Reference Number: 52500-101-00-00-00000
 Package: Accounting Staff
 Pkg Group: POL Pkg Type: POL Pkg Number: 106

Description	Agency Request Budget (V-01)		Governor's Budget (Y-01)		Column 2 Minus Column 1	% Change from Column 1 to Column 2
	Column 1	Column 2	Column 1	Column 2		
REVENUE CATEGORIES						
GENERAL FUND APPROPRIATION						
0050 General Fund Appropriation						
8000 General Fund	73,694	-	(73,694)		(73,694)	(100.00%)
OTHER						
0975 Other Revenues						
3400 Other Funds Ltd	16,544	-	(16,544)		(16,544)	(100.00%)
FEDERAL FUNDS REVENUE						
0995 Federal Funds						
6400 Federal Funds Ltd	59,956	-	(59,956)		(59,956)	(100.00%)
REVENUE CATEGORIES						
8000 General Fund	73,694	-	(73,694)		(73,694)	(100.00%)
3400 Other Funds Ltd	16,544	-	(16,544)		(16,544)	(100.00%)
6400 Federal Funds Ltd	59,956	-	(59,956)		(59,956)	(100.00%)
TOTAL REVENUE CATEGORIES	\$150,194	-	(\$150,194)		(100.00%)	
AVAILABLE REVENUES						
8000 General Fund	73,694	-	(73,694)		(73,694)	(100.00%)
3400 Other Funds Ltd	16,544	-	(16,544)		(16,544)	(100.00%)
6400 Federal Funds Ltd	59,956	-	(59,956)		(59,956)	(100.00%)

Higher Education Coordinating Commission

Agency Number: 52500

Package Comparison Report - Detail
 2019-21 Biennium
 HECC Operations

Cross Reference Number: 52500-101-00-00-00000
 Package: Accounting Staff
 Pkg Group: POL Pkg Type: POL Pkg Number: 106

Description	Agency Request Budget (V-01)	Governor's Budget (Y-01)		% Change from Column 1 to Column 2
	Column 1	Column 2	Column 2 Minus Column 1	
TOTAL AVAILABLE REVENUES	\$150,194	-	(\$150,194)	(100.00%)
EXPENDITURES				
PERSONAL SERVICES				
SALARIES & WAGES				
3110 Class/Unclass Sal. and Per Diem				
8000 General Fund	41,924	-	(41,924)	(100.00%)
3400 Other Funds Ltd	9,412	-	(9,412)	(100.00%)
6400 Federal Funds Ltd	34,224	-	(34,224)	(100.00%)
All Funds	85,560	-	(85,560)	(100.00%)
SALARIES & WAGES				
8000 General Fund	41,924	-	(41,924)	(100.00%)
3400 Other Funds Ltd	9,412	-	(9,412)	(100.00%)
6400 Federal Funds Ltd	34,224	-	(34,224)	(100.00%)
TOTAL SALARIES & WAGES	\$85,560	-	(\$85,560)	(100.00%)
OTHER PAYROLL EXPENSES				
3210 Empl. Rel. Bd. Assessments				
8000 General Fund	30	-	(30)	(100.00%)
3400 Other Funds Ltd	7	-	(7)	(100.00%)
6400 Federal Funds Ltd	24	-	(24)	(100.00%)

Higher Education Coordinating Commission

Agency Number: 52500

Package Comparison Report - Detail
 2019-21 Biennium
 HECC Operations

Cross Reference Number: 52500-101-00-00-00000
 Package: Accounting Staff
 Pkg Group: POL Pkg Type: POL Pkg Number: 106

Description	Agency Request Budget (V-01)		Governor's Budget (Y-01)		Column 2 Minus Column 1	% Change from Column 1 to Column 2
	Column 1	Column 2	Column 1	Column 2		
All Funds	61	-	(61)	-	(100.00%)	
3220 Public Employees Retire Cont						
8000 General Fund	7,115	-	(7,115)	-	(100.00%)	
3400 Other Funds Ltd	1,597	-	(1,597)	-	(100.00%)	
6400 Federal Funds Ltd	5,808	-	(5,808)	-	(100.00%)	
All Funds	14,520	-	(14,520)	-	(100.00%)	
3230 Social Security Taxes						
8000 General Fund	3,207	-	(3,207)	-	(100.00%)	
3400 Other Funds Ltd	720	-	(720)	-	(100.00%)	
6400 Federal Funds Ltd	2,618	-	(2,618)	-	(100.00%)	
All Funds	6,545	-	(6,545)	-	(100.00%)	
3250 Workers Comp. Assess. (WCD)						
8000 General Fund	28	-	(28)	-	(100.00%)	
3400 Other Funds Ltd	7	-	(7)	-	(100.00%)	
6400 Federal Funds Ltd	23	-	(23)	-	(100.00%)	
All Funds	58	-	(58)	-	(100.00%)	
3260 Mass Transit Tax						
8000 General Fund	252	-	(252)	-	(100.00%)	
3400 Other Funds Ltd	56	-	(56)	-	(100.00%)	

Higher Education Coordinating Commission

Agency Number: 52500

Package Comparison Report - Detail
 2019-21 Biennium
 HECC Operations

Cross Reference Number: 52500-101-00-000000
 Package: Accounting Staff
 Pkg Group: POL Pkg Type: POL Pkg Number: 106

Description	Agency Request Budget (V-01)		Governor's Budget (Y-01)		Column 2 Minus Column 1	% Change from Column 1 to Column 2
	Column 1	Column 2	Column 1	Column 2		
All Funds	308	-	(308)	-	(308)	(100.00%)
3270 Flexible Benefits						
8000 General Fund	17,240	-	(17,240)	-	(17,240)	(100.00%)
3400 Other Funds Ltd	3,870	-	(3,870)	-	(3,870)	(100.00%)
6400 Federal Funds Ltd	14,074	-	(14,074)	-	(14,074)	(100.00%)
All Funds	35,184	-	(35,184)	-	(35,184)	(100.00%)
OTHER PAYROLL EXPENSES						
8000 General Fund	27,872	-	(27,872)	-	(27,872)	(100.00%)
3400 Other Funds Ltd	6,257	-	(6,257)	-	(6,257)	(100.00%)
6400 Federal Funds Ltd	22,547	-	(22,547)	-	(22,547)	(100.00%)
TOTAL OTHER PAYROLL EXPENSES	\$56,676	-	(\$56,676)	-	(\$56,676)	(100.00%)
PERSONAL SERVICES						
8000 General Fund	69,796	-	(69,796)	-	(69,796)	(100.00%)
3400 Other Funds Ltd	15,669	-	(15,669)	-	(15,669)	(100.00%)
6400 Federal Funds Ltd	56,771	-	(56,771)	-	(56,771)	(100.00%)
TOTAL PERSONAL SERVICES	\$142,236	-	(\$142,236)	-	(\$142,236)	(100.00%)
SERVICES & SUPPLIES						
4100 Instate Travel						
8000 General Fund	145	-	(145)	-	(145)	(100.00%)

Higher Education Coordinating Commission

Agency Number: 52500

Package Comparison Report - Detail
 2019-21 Biennium
 HECC Operations

Cross Reference Number: 52500-101-00-00-00000
 Package: Accounting Staff
 Pkg Group: POL Pkg Type: POL Pkg Number: 106

Description	Agency Request Budget (V-01)	Governor's Budget (Y-01)		Column 2 Minus Column 1	% Change from Column 1 to Column 2
	Column 1	Column 1	Column 2		
3400 Other Funds Ltd	32	-	-	(32)	(100.00%)
6400 Federal Funds Ltd	118	-	-	(118)	(100.00%)
All Funds	295	-	-	(295)	(100.00%)
4150 Employee Training					
8000 General Fund	724	-	-	(724)	(100.00%)
3400 Other Funds Ltd	162	-	-	(162)	(100.00%)
6400 Federal Funds Ltd	591	-	-	(591)	(100.00%)
All Funds	1,477	-	-	(1,477)	(100.00%)
4175 Office Expenses					
8000 General Fund	912	-	-	(912)	(100.00%)
3400 Other Funds Ltd	205	-	-	(205)	(100.00%)
6400 Federal Funds Ltd	744	-	-	(744)	(100.00%)
All Funds	1,861	-	-	(1,861)	(100.00%)
4200 Telecommunications					
8000 General Fund	804	-	-	(804)	(100.00%)
3400 Other Funds Ltd	181	-	-	(181)	(100.00%)
6400 Federal Funds Ltd	657	-	-	(657)	(100.00%)
All Funds	1,642	-	-	(1,642)	(100.00%)
4250 Data Processing					

Higher Education Coordinating Commission

Agency Number: 52500

Package Comparison Report - Detail
 2019-21 Biennium
 HECC Operations

Cross Reference Number: 52500-101-00-00-00000
 Package: Accounting Staff
 Pkg Group: POL Pkg Type: POL Pkg Number: 106

Description	Agency Request Budget (V-01)	Governor's Budget (Y-01)		Column 2 Minus Column 1	% Change from Column 1 to Column 2
	Column 1	Column 2	Column 2		
8000 General Fund	215	-	(215)	(215)	(100.00%)
3400 Other Funds Ltd	48	-	(48)	(48)	(100.00%)
6400 Federal Funds Ltd	175	-	(175)	(175)	(100.00%)
All Funds	438	-	(438)	(438)	(100.00%)
4275 Publicity and Publications					
8000 General Fund	107	-	(107)	(107)	(100.00%)
3400 Other Funds Ltd	24	-	(24)	(24)	(100.00%)
6400 Federal Funds Ltd	88	-	(88)	(88)	(100.00%)
All Funds	219	-	(219)	(219)	(100.00%)
4375 Employee Recruitment and Develop					
8000 General Fund	107	-	(107)	(107)	(100.00%)
3400 Other Funds Ltd	24	-	(24)	(24)	(100.00%)
6400 Federal Funds Ltd	88	-	(88)	(88)	(100.00%)
All Funds	219	-	(219)	(219)	(100.00%)
4400 Dues and Subscriptions					
8000 General Fund	107	-	(107)	(107)	(100.00%)
3400 Other Funds Ltd	24	-	(24)	(24)	(100.00%)
6400 Federal Funds Ltd	88	-	(88)	(88)	(100.00%)
All Funds	219	-	(219)	(219)	(100.00%)

Higher Education Coordinating Commission

Agency Number: 52500

Package Comparison Report - Detail
 2019-21 Biennium
 HECC Operations

Cross Reference Number: 52500-101-00-00-00000
 Package: Accounting Staff
 Pkg Group: POL Pkg Type: POL Pkg Number: 106

Description	Agency Request Budget (V-01)		Governor's Budget (Y-01)		Column 2 Minus Column 1	% Change from Column 1 to Column 2
	Column 1	Column 2	Column 1	Column 2		
4650 Other Services and Supplies						
8000 General Fund	134	-	(134)	-	(134)	(100.00%)
3400 Other Funds Ltd	30	-	(30)	-	(30)	(100.00%)
6400 Federal Funds Ltd	110	-	(110)	-	(110)	(100.00%)
All Funds	274	-	(274)	-	(274)	(100.00%)
4700 Expendable Prop 250 - 5000						
8000 General Fund	643	-	(643)	-	(643)	(100.00%)
3400 Other Funds Ltd	145	-	(145)	-	(145)	(100.00%)
6400 Federal Funds Ltd	526	-	(526)	-	(526)	(100.00%)
All Funds	1,314	-	(1,314)	-	(1,314)	(100.00%)
SERVICES & SUPPLIES						
8000 General Fund	3,898	-	(3,898)	-	(3,898)	(100.00%)
3400 Other Funds Ltd	875	-	(875)	-	(875)	(100.00%)
6400 Federal Funds Ltd	3,185	-	(3,185)	-	(3,185)	(100.00%)
TOTAL SERVICES & SUPPLIES	\$7,958	-	(\$7,958)	-	(\$7,958)	(100.00%)
EXPENDITURES						
8000 General Fund	73,694	-	(73,694)	-	(73,694)	(100.00%)
3400 Other Funds Ltd	16,544	-	(16,544)	-	(16,544)	(100.00%)
6400 Federal Funds Ltd	59,956	-	(59,956)	-	(59,956)	(100.00%)

Higher Education Coordinating Commission

Agency Number: 52500

Package Comparison Report - Detail
 2019-21 Biennium
 HECC Operations

Cross Reference Number: 52500-101-00-00-00000
 Package: Accounting Staff
 Pkg Group: POL Pkg Type: POL Pkg Number: 106

Description	Agency Request Budget (V-01)	Governor's Budget (Y-01)		Column 2 Minus Column 1	% Change from Column 1 to Column 2
	Column 1	Column 1	Column 2		
TOTAL EXPENDITURES	\$150,194	-	-	(\$150,194)	(100.00%)

ENDING BALANCE

8000 General Fund	-	-	0	0.00%
3400 Other Funds Ltd	-	-	0	0.00%
6400 Federal Funds Ltd	-	-	0	0.00%
TOTAL ENDING BALANCE	-	-	\$0	0.00%

AUTHORIZED POSITIONS

8150 Class/Unclass Positions	1	-	(1)	(100.00%)
------------------------------	---	---	-----	-----------

AUTHORIZED FTE

8250 Class/Unclass FTE Positions	1.00	-	(1.00)	(100.00%)
----------------------------------	------	---	--------	-----------

Higher Education Coordinating Commission

Agency Number: 52500

Package Comparison Report - Detail
 2019-21 Biennium
 HECC Operations

Cross Reference Number: 52500-101-00-00-00000
 Package: HECC IT Modernization Project
 Pkg Group: POL Pkg Type: POL Pkg Number: 107

Description	Agency Request Budget (V-01)	Governor's Budget (Y-01)		Column 2 Minus Column 1	% Change from Column 1 to Column 2
	Column 1	Column 1	Column 2		
REVENUE CATEGORIES					
GENERAL FUND APPROPRIATION					
0050 General Fund Appropriation					
8000 General Fund	5,000,000	-	-	(5,000,000)	(100.00%)
REVENUE CATEGORIES					
8000 General Fund	5,000,000	-	-	(5,000,000)	(100.00%)
TOTAL REVENUE CATEGORIES	\$5,000,000	-	-	(\$5,000,000)	(100.00%)
AVAILABLE REVENUES					
8000 General Fund	5,000,000	-	-	(5,000,000)	(100.00%)
TOTAL AVAILABLE REVENUES	\$5,000,000	-	-	(\$5,000,000)	(100.00%)
EXPENDITURES					
CAPITAL OUTLAY					
5550 Data Processing Software					
8000 General Fund	5,000,000	-	-	(5,000,000)	(100.00%)
EXPENDITURES					
8000 General Fund	5,000,000	-	-	(5,000,000)	(100.00%)
TOTAL EXPENDITURES	\$5,000,000	-	-	(\$5,000,000)	(100.00%)
ENDING BALANCE					
8000 General Fund	-	-	-	0	0.00%

Higher Education Coordinating Commission

Agency Number: 52500

Package Comparison Report - Detail
 2019-21 Biennium
 HECC Operations

Cross Reference Number: 52500-101-00-00-00000
 Package: HECC IT Modernization Project
 Pkg Group: POL Pkg Type: POL Pkg Number: 107

Description	Agency Request Budget (V-01)	Governor's Budget (Y-01)	Column 2 Minus Column 1	% Change from Column 1 to Column 2
	Column 1	Column 2		
TOTAL ENDING BALANCE	-	-	\$0	0.00%

Higher Education Coordinating Commission

Agency Number: 52500

Package Comparison Report - Detail
 2019-21 Biennium
 HECC Operations

Cross Reference Number: 52500-101-00-00-00000
 Package: Diversity and Inclusion Staff
 Pkg Group: POL Pkg Type: POL Pkg Number: 108

Description	Agency Request Budget (V-01)	Governor's Budget (Y-01)		Column 2 Minus Column 1	% Change from Column 1 to Column 2
	Column 1	Column 1	Column 2		
REVENUE CATEGORIES					
GENERAL FUND APPROPRIATION					
0050 General Fund Appropriation					
8000 General Fund	122,866	-		(122,866)	(100.00%)
OTHER					
0975 Other Revenues					
3400 Other Funds Ltd	27,030	-		(27,030)	(100.00%)
FEDERAL FUNDS REVENUE					
0995 Federal Funds					
6400 Federal Funds Ltd	95,466	-		(95,466)	(100.00%)
REVENUE CATEGORIES					
8000 General Fund	122,866	-		(122,866)	(100.00%)
3400 Other Funds Ltd	27,030	-		(27,030)	(100.00%)
6400 Federal Funds Ltd	95,466	-		(95,466)	(100.00%)
TOTAL REVENUE CATEGORIES	\$245,362	-		(\$245,362)	(100.00%)
AVAILABLE REVENUES					
8000 General Fund	122,866	-		(122,866)	(100.00%)
3400 Other Funds Ltd	27,030	-		(27,030)	(100.00%)
6400 Federal Funds Ltd	95,466	-		(95,466)	(100.00%)

Higher Education Coordinating Commission

Agency Number: 52500

Package Comparison Report - Detail
 2019-21 Biennium
 HECC Operations

Cross Reference Number: 52500-101-00-00-00000
 Package: Diversity and Inclusion Staff
 Pkg Group: POL Pkg Type: POL Pkg Number: 108

Description	Agency Request Budget (V-01)		Governor's Budget (Y-01)		Column 2 Minus Column 1	% Change from Column 1 to Column 2
	Column 1	Column 2	Column 1	Column 2		
TOTAL AVAILABLE REVENUES	\$245,362	-			(\$245,362)	(100.00%)
EXPENDITURES						
PERSONAL SERVICES						
SALARIES & WAGES						
3110 Class/Unclss Sal. and Per Diem						
8000 General Fund	78,504	-			(78,504)	(100.00%)
3400 Other Funds Ltd	17,271	-			(17,271)	(100.00%)
6400 Federal Funds Ltd	61,233	-			(61,233)	(100.00%)
All Funds	157,008	-			(157,008)	(100.00%)
SALARIES & WAGES						
8000 General Fund	78,504	-			(78,504)	(100.00%)
3400 Other Funds Ltd	17,271	-			(17,271)	(100.00%)
6400 Federal Funds Ltd	61,233	-			(61,233)	(100.00%)
TOTAL SALARIES & WAGES	\$157,008	-			(\$157,008)	(100.00%)
OTHER PAYROLL EXPENSES						
3210 Empl. Rel. Bd. Assessments						
8000 General Fund	30	-			(30)	(100.00%)
3400 Other Funds Ltd	7	-			(7)	(100.00%)
6400 Federal Funds Ltd	24	-			(24)	(100.00%)

Higher Education Coordinating Commission

Agency Number: 52500

Package Comparison Report - Detail
 2019-21 Biennium
 HECC Operations

Cross Reference Number: 52500-101-00-00-00000
 Package: Diversity and Inclusion Staff
 Pkg Group: POL Pkg Type: POL Pkg Number: 108

Description	Agency Request Budget (V-01)		Governor's Budget (Y-01)		Column 2 Minus Column 1	% Change from Column 1 to Column 2
	Column 1	Column 2	Column 1	Column 2		
All Funds	61	-	(61)	(100.00%)		
3220 Public Employees Retire Cont						
8000 General Fund	13,322	-	(13,322)	(100.00%)		
3400 Other Funds Ltd	2,931	-	(2,931)	(100.00%)		
6400 Federal Funds Ltd	10,391	-	(10,391)	(100.00%)		
All Funds	26,644	-	(26,644)	(100.00%)		
3230 Social Security Taxes						
8000 General Fund	6,006	-	(6,006)	(100.00%)		
3400 Other Funds Ltd	1,321	-	(1,321)	(100.00%)		
6400 Federal Funds Ltd	4,684	-	(4,684)	(100.00%)		
All Funds	12,011	-	(12,011)	(100.00%)		
3250 Workers Comp. Assess. (WCD)						
8000 General Fund	29	-	(29)	(100.00%)		
3400 Other Funds Ltd	6	-	(6)	(100.00%)		
6400 Federal Funds Ltd	23	-	(23)	(100.00%)		
All Funds	58	-	(58)	(100.00%)		
3260 Mass Transit Tax						
8000 General Fund	471	-	(471)	(100.00%)		
3400 Other Funds Ltd	104	-	(104)	(100.00%)		

Higher Education Coordinating Commission

Agency Number: 52500

Package Comparison Report - Detail
 2019-21 Biennium
 HECC Operations

Cross Reference Number: 52500-101-00-00-00000
 Package: Diversity and Inclusion Staff
 Pkg Group: POL Pkg Type: POL Pkg Number: 108

Description	Agency Request Budget (V-01)		Governor's Budget (Y-01)		Column 2 Minus Column 1	% Change from Column 1 to Column 2
	Column 1	Column 2	Column 1	Column 2		
All Funds	575	-	(575)	(100.00%)		
3270 Flexible Benefits						
8000 General Fund	17,592	-	(17,592)	(100.00%)		
3400 Other Funds Ltd	3,870	-	(3,870)	(100.00%)		
6400 Federal Funds Ltd	13,722	-	(13,722)	(100.00%)		
All Funds	35,184	-	(35,184)	(100.00%)		
OTHER PAYROLL EXPENSES						
8000 General Fund	37,450	-	(37,450)	(100.00%)		
3400 Other Funds Ltd	8,239	-	(8,239)	(100.00%)		
6400 Federal Funds Ltd	28,844	-	(28,844)	(100.00%)		
TOTAL OTHER PAYROLL EXPENSES	\$74,533	-	(\$74,533)	(100.00%)		
PERSONAL SERVICES						
8000 General Fund	115,954	-	(115,954)	(100.00%)		
3400 Other Funds Ltd	25,510	-	(25,510)	(100.00%)		
6400 Federal Funds Ltd	90,077	-	(90,077)	(100.00%)		
TOTAL PERSONAL SERVICES	\$231,541	-	(\$231,541)	(100.00%)		
SERVICES & SUPPLIES						
4100 Instate Travel						
8000 General Fund	370	-	(370)	(100.00%)		

Higher Education Coordinating Commission

Agency Number: 52500

Package Comparison Report - Detail

Cross Reference Number: 52500-101-00-00-00000

2019-21 Biennium

Package: Diversity and Inclusion Staff

HECC Operations

Pkg Group: POL Pkg Type: POL Pkg Number: 108

Description	Agency Request Budget (V-01)	Governor's Budget (Y-01)		Column 2 Minus Column 1	% Change from Column 1 to Column 2
	Column 1	Column 1	Column 2		
3400 Other Funds Ltd	81	-	-	(81)	(100.00%)
6400 Federal Funds Ltd	288	-	-	(288)	(100.00%)
All Funds	739	-	-	(739)	(100.00%)
4150 Employee Training					
8000 General Fund	1,916	-	-	(1,916)	(100.00%)
3400 Other Funds Ltd	422	-	-	(422)	(100.00%)
6400 Federal Funds Ltd	1,494	-	-	(1,494)	(100.00%)
All Funds	3,832	-	-	(3,832)	(100.00%)
4175 Office Expenses					
8000 General Fund	1,094	-	-	(1,094)	(100.00%)
3400 Other Funds Ltd	241	-	-	(241)	(100.00%)
6400 Federal Funds Ltd	854	-	-	(854)	(100.00%)
All Funds	2,189	-	-	(2,189)	(100.00%)
4200 Telecommunications					
8000 General Fund	821	-	-	(821)	(100.00%)
3400 Other Funds Ltd	181	-	-	(181)	(100.00%)
6400 Federal Funds Ltd	640	-	-	(640)	(100.00%)
All Funds	1,642	-	-	(1,642)	(100.00%)
4250 Data Processing					

Higher Education Coordinating Commission

Agency Number: 52500

Package Comparison Report - Detail
 2019-21 Biennium
 HECC Operations

Cross Reference Number: 52500-101-00-00-00000
 Package: Diversity and Inclusion Staff
 Pkg Group: POL Pkg Type: POL Pkg Number: 108

Description	Agency Request Budget (V-01)		Governor's Budget (Y-01)		Column 2 Minus Column 1	% Change from Column 1 to Column 2
	Column 1	Column 2	Column 1	Column 2		
8000 General Fund	356	-	-	(356)	(100.00%)	
3400 Other Funds Ltd	78	-	-	(78)	(100.00%)	
6400 Federal Funds Ltd	278	-	-	(278)	(100.00%)	
All Funds	712	-	-	(712)	(100.00%)	
4275 Publicity and Publications						
8000 General Fund	274	-	-	(274)	(100.00%)	
3400 Other Funds Ltd	60	-	-	(60)	(100.00%)	
6400 Federal Funds Ltd	213	-	-	(213)	(100.00%)	
All Funds	547	-	-	(547)	(100.00%)	
4375 Employee Recruitment and Develop						
8000 General Fund	219	-	-	(219)	(100.00%)	
3400 Other Funds Ltd	48	-	-	(48)	(100.00%)	
6400 Federal Funds Ltd	171	-	-	(171)	(100.00%)	
All Funds	438	-	-	(438)	(100.00%)	
4400 Dues and Subscriptions						
8000 General Fund	274	-	-	(274)	(100.00%)	
3400 Other Funds Ltd	60	-	-	(60)	(100.00%)	
6400 Federal Funds Ltd	213	-	-	(213)	(100.00%)	
All Funds	547	-	-	(547)	(100.00%)	

Higher Education Coordinating Commission

Agency Number: 52500

Package Comparison Report - Detail
 2019-21 Biennium
 HECC Operations

Cross Reference Number: 52500-101-00-00-00000
 Package: Diversity and Inclusion Staff
 Pkg Group: POL Pkg Type: POL Pkg Number: 108

Description	Agency Request Budget (V-01)	Governor's Budget (Y-01)		Column 2 Minus Column 1	% Change from Column 1 to Column 2
	Column 1	Column 1	Column 2		
4650 Other Services and Supplies					
8000 General Fund	274	-	-	(274)	(100.00%)
3400 Other Funds Ltd	60	-	-	(60)	(100.00%)
6400 Federal Funds Ltd	213	-	-	(213)	(100.00%)
All Funds	547	-	-	(547)	(100.00%)
4700 Expendable Prop 250 - 5000					
8000 General Fund	1,314	-	-	(1,314)	(100.00%)
3400 Other Funds Ltd	289	-	-	(289)	(100.00%)
6400 Federal Funds Ltd	1,025	-	-	(1,025)	(100.00%)
All Funds	2,628	-	-	(2,628)	(100.00%)
SERVICES & SUPPLIES					
8000 General Fund	6,912	-	-	(6,912)	(100.00%)
3400 Other Funds Ltd	1,520	-	-	(1,520)	(100.00%)
6400 Federal Funds Ltd	5,389	-	-	(5,389)	(100.00%)
TOTAL SERVICES & SUPPLIES	\$13,821	-	-	(\$13,821)	(100.00%)
EXPENDITURES					
8000 General Fund	122,866	-	-	(122,866)	(100.00%)
3400 Other Funds Ltd	27,030	-	-	(27,030)	(100.00%)
6400 Federal Funds Ltd	95,466	-	-	(95,466)	(100.00%)

Higher Education Coordinating Commission

Agency Number: 52500

Package Comparison Report - Detail
 2019-21 Biennium
 HECC Operations

Cross Reference Number: 52500-101-00-00-00000
 Package: Diversity and Inclusion Staff
 Pkg Group: POL Pkg Type: POL Pkg Number: 108

Description	Agency Request Budget (V-01)	Governor's Budget (Y-01)		Column 2 Minus Column 1	% Change from Column 1 to Column 2
	Column 1	Column 1	Column 2		
TOTAL EXPENDITURES	\$245,362	-	-	(\$245,362)	(100.00%)

ENDING BALANCE

8000 General Fund	-	-	0	0.00%
3400 Other Funds Ltd	-	-	0	0.00%
6400 Federal Funds Ltd	-	-	0	0.00%
TOTAL ENDING BALANCE	-	-	\$0	0.00%

AUTHORIZED POSITIONS

8150 Class/Unclass Positions	1	-	(1)	(100.00%)
------------------------------	---	---	-----	-----------

AUTHORIZED FTE

8250 Class/Unclass FTE Positions	1.00	-	(1.00)	(100.00%)
----------------------------------	------	---	--------	-----------

Higher Education Coordinating Commission

Agency Number: 52500

Package Comparison Report - Detail
 2019-21 Biennium
 HECC Operations

Cross Reference Number: 52500-101-00-00-00000
 Package: Capital Request Processing Staff
 Pkg Group: POL Pkg Type: POL Pkg Number: 109

Description	Agency Request Budget (V-01)	Governor's Budget (Y-01)		Column 2 Minus Column 1	% Change from Column 1 to Column 2
	Column 1	Column 1	Column 2		
REVENUE CATEGORIES					
OTHER					
0975 Other Revenues					
3400 Other Funds Ltd	212,671	-		(212,671)	(100.00%)
REVENUE CATEGORIES					
3400 Other Funds Ltd	212,671	-		(212,671)	(100.00%)
TOTAL REVENUE CATEGORIES	\$212,671	-		(\$212,671)	(100.00%)
AVAILABLE REVENUES					
3400 Other Funds Ltd	212,671	-		(212,671)	(100.00%)
TOTAL AVAILABLE REVENUES	\$212,671	-		(\$212,671)	(100.00%)
EXPENDITURES					
PERSONAL SERVICES					
SALARIES & WAGES					
3110 Class/Unclass Sal. and Per Diem					
3400 Other Funds Ltd	130,608	-		(130,608)	(100.00%)
SALARIES & WAGES					
3400 Other Funds Ltd	130,608	-		(130,608)	(100.00%)
TOTAL SALARIES & WAGES	\$130,608	-		(\$130,608)	(100.00%)
OTHER PAYROLL EXPENSES					

Higher Education Coordinating Commission

Agency Number: 52500

Package Comparison Report - Detail
 2019-21 Biennium
 HECC Operations

Cross Reference Number: 52500-101-00-00-00000
 Package: Capital Request Processing Staff
 Pkg Group: POL Pkg Type: POL Pkg Number: 109

Description	Agency Request Budget (V-01)	Governor's Budget (Y-01)		Column 2 Minus Column 1	% Change from Column 1 to Column 2
	Column 1	Column 1	Column 2		
3210 Empl. Rel. Bd. Assessments					
3400 Other Funds Ltd	61	-	-	(61)	(100.00%)
3220 Public Employees Retire Cont					
3400 Other Funds Ltd	22,164	-	-	(22,164)	(100.00%)
3230 Social Security Taxes					
3400 Other Funds Ltd	9,991	-	-	(9,991)	(100.00%)
3250 Workers Comp. Assess. (WCD)					
3400 Other Funds Ltd	58	-	-	(58)	(100.00%)
3260 Mass Transit Tax					
3400 Other Funds Ltd	784	-	-	(784)	(100.00%)
3270 Flexible Benefits					
3400 Other Funds Ltd	35,184	-	-	(35,184)	(100.00%)
OTHER PAYROLL EXPENSES					
3400 Other Funds Ltd	68,242	-	-	(68,242)	(100.00%)
TOTAL OTHER PAYROLL EXPENSES	\$68,242	-	-	(\$68,242)	(100.00%)
PERSONAL SERVICES					
3400 Other Funds Ltd	198,850	-	-	(198,850)	(100.00%)
TOTAL PERSONAL SERVICES	\$198,850	-	-	(\$198,850)	(100.00%)
SERVICES & SUPPLIES					

Higher Education Coordinating Commission

Agency Number: 52500

Package Comparison Report - Detail
 2019-21 Biennium
 HECC Operations

Cross Reference Number: 52500-101-00-00-00000
 Package: Capital Request Processing Staff
 Pkg Group: POL Pkg Type: POL Pkg Number: 109

Description	Agency Request Budget (V-01)		Governor's Budget (Y-01)		Column 2 Minus Column 1	% Change from Column 1 to Column 2
	Column 1	Column 2	Column 1	Column 2		
4100 Instate Travel						
3400 Other Funds Ltd	739	-	(739)	-	(739)	(100.00%)
4150 Employee Training						
3400 Other Funds Ltd	3,832	-	(3,832)	-	(3,832)	(100.00%)
4175 Office Expenses						
3400 Other Funds Ltd	2,189	-	(2,189)	-	(2,189)	(100.00%)
4200 Telecommunications						
3400 Other Funds Ltd	1,642	-	(1,642)	-	(1,642)	(100.00%)
4250 Data Processing						
3400 Other Funds Ltd	712	-	(712)	-	(712)	(100.00%)
4275 Publicity and Publications						
3400 Other Funds Ltd	547	-	(547)	-	(547)	(100.00%)
4375 Employee Recruitment and Develop						
3400 Other Funds Ltd	438	-	(438)	-	(438)	(100.00%)
4400 Dues and Subscriptions						
3400 Other Funds Ltd	547	-	(547)	-	(547)	(100.00%)
4650 Other Services and Supplies						
3400 Other Funds Ltd	547	-	(547)	-	(547)	(100.00%)
4700 Expendable Prop 250 - 5000						

Higher Education Coordinating Commission

Agency Number: 52500

Package Comparison Report - Detail
 2019-21 Biennium
 HECC Operations

Cross Reference Number: 52500-101-00-00-00000
 Package: Capital Request Processing Staff
 Pkg Group: POL Pkg Type: POL Pkg Number: 109

Description	Agency Request Budget (V-01)		Governor's Budget (Y-01)		Column 2 Minus Column 1	% Change from Column 1 to Column 2
	Column 1	Column 2	Column 1	Column 2		
3400 Other Funds Ltd	2,628	-	(2,628)	(100.00%)		
SERVICES & SUPPLIES						
3400 Other Funds Ltd	13,821	-	(13,821)	(100.00%)		
TOTAL SERVICES & SUPPLIES	\$13,821	-	(\$13,821)	(100.00%)		
EXPENDITURES						
3400 Other Funds Ltd	212,671	-	(212,671)	(100.00%)		
TOTAL EXPENDITURES	\$212,671	-	(\$212,671)	(100.00%)		
ENDING BALANCE						
3400 Other Funds Ltd	-	-	0	0.00%		
TOTAL ENDING BALANCE	-	-	\$0	0.00%		
AUTHORIZED POSITIONS						
8150 Class/Unclass Positions	1	-	(1)	(100.00%)		
AUTHORIZED FTE						
8250 Class/Unclass FTE Positions	1.00	-	(1.00)	(100.00%)		

Higher Education Coordinating Commission

Agency Number: 52500

Package Comparison Report - Detail
 2019-21 Biennium
 HECC Operations
 Cross Reference Number: 52500-101-00-00-00000
 Package: Eliminating Barriers to Student Transfers
 Pkg Group: POL Pkg Type: POL Pkg Number: 201

Description	Agency Request Budget (V-01)	Governor's Budget (Y-01)		Column 2 Minus Column 1	% Change from Column 1 to Column 2
	Column 1	Column 1	Column 2		
REVENUE CATEGORIES					
GENERAL FUND APPROPRIATION					
0050 General Fund Appropriation					
8000 General Fund	2,216,819	-		(2,216,819)	(100.00%)
REVENUE CATEGORIES					
8000 General Fund	2,216,819	-		(2,216,819)	(100.00%)
TOTAL REVENUE CATEGORIES	\$2,216,819	-		(\$2,216,819)	(100.00%)
AVAILABLE REVENUES					
8000 General Fund	2,216,819	-		(2,216,819)	(100.00%)
TOTAL AVAILABLE REVENUES	\$2,216,819	-		(\$2,216,819)	(100.00%)
EXPENDITURES					
PERSONAL SERVICES					
SALARIES & WAGES					
3110 Class/Unclass Sal. and Per Diem					
8000 General Fund	211,176	-		(211,176)	(100.00%)
SALARIES & WAGES					
8000 General Fund	211,176	-		(211,176)	(100.00%)
TOTAL SALARIES & WAGES	\$211,176	-		(\$211,176)	(100.00%)
OTHER PAYROLL EXPENSES					

Higher Education Coordinating Commission

Agency Number: 52500

Package Comparison Report - Detail
 2019-21 Biennium
 HECC Operations

Cross Reference Number: 52500-101-00-00-000000
 Package: Eliminating Barriers to Student Transfers
 Pkg Group: POL Pkg Type: POL Pkg Number: 201

Description	Agency Request Budget (V-01)		Governor's Budget (Y-01)		Column 2 Minus Column 1	% Change from Column 1 to Column 2
	Column 1	Column 2	Column 1	Column 2		
3210 Empl. Rel. Bd. Assessments						
8000 General Fund	122	-	(122)		(100.00%)	
3220 Public Employees Retire Cont						
8000 General Fund	35,836	-	(35,836)		(100.00%)	
3230 Social Security Taxes						
8000 General Fund	16,155	-	(16,155)		(100.00%)	
3250 Workers Comp. Assess. (WCD)						
8000 General Fund	116	-	(116)		(100.00%)	
3260 Mass Transit Tax						
8000 General Fund	1,267	-	(1,267)		(100.00%)	
3270 Flexible Benefits						
8000 General Fund	70,368	-	(70,368)		(100.00%)	
OTHER PAYROLL EXPENSES						
8000 General Fund	123,864	-	(123,864)		(100.00%)	
TOTAL OTHER PAYROLL EXPENSES	\$123,864	-	(\$123,864)		(100.00%)	
PERSONAL SERVICES						
8000 General Fund	335,040	-	(335,040)		(100.00%)	
TOTAL PERSONAL SERVICES	\$335,040	-	(\$335,040)		(100.00%)	
SERVICES & SUPPLIES						

Higher Education Coordinating Commission

Agency Number: 52500

Package Comparison Report - Detail
 2019-21 Biennium
 HECC Operations

Cross Reference Number: 52500-101-00-00-00000
 Package: Eliminating Barriers to Student Transfers
 Pkg Group: POL Pkg Type: POL Pkg Number: 201

Description	Agency Request Budget (V-01)	Governor's Budget (Y-01)		Column 2 Minus Column 1	% Change from Column 1 to Column 2
	Column 1	Column 1	Column 2		
4100 Instate Travel					
8000 General Fund	1,034	-	-	(1,034)	(100.00%)
4150 Employee Training					
8000 General Fund	5,309	-	-	(5,309)	(100.00%)
4175 Office Expenses					
8000 General Fund	4,050	-	-	(4,050)	(100.00%)
4200 Telecommunications					
8000 General Fund	3,284	-	-	(3,284)	(100.00%)
4250 Data Processing					
8000 General Fund	1,150	-	-	(1,150)	(100.00%)
4275 Publicity and Publications					
8000 General Fund	766	-	-	(766)	(100.00%)
4375 Employee Recruitment and Develop					
8000 General Fund	657	-	-	(657)	(100.00%)
4400 Dues and Subscriptions					
8000 General Fund	766	-	-	(766)	(100.00%)
4650 Other Services and Supplies					
8000 General Fund	821	-	-	(821)	(100.00%)
4700 Expendable Prop 250 - 5000					

Higher Education Coordinating Commission

Agency Number: 52500

Package Comparison Report - Detail
 2019-21 Biennium
 HECC Operations

Cross Reference Number: 52500-101-00-00-00000
 Package: Eliminating Barriers to Student Transfers
 Pkg Group: POL Pkg Type: POL Pkg Number: 201

Description	Agency Request Budget (V-01)	Governor's Budget (Y-01)		Column 2 Minus Column 1	% Change from Column 1 to Column 2
	Column 1	Column 1	Column 2		
8000 General Fund	3,942	-	-	(3,942)	(100.00%)
SERVICES & SUPPLIES					
8000 General Fund	21,779	-	-	(21,779)	(100.00%)
TOTAL SERVICES & SUPPLIES	\$21,779	-	-	(\$21,779)	(100.00%)
CAPITAL OUTLAY					
5550 Data Processing Software					
8000 General Fund	1,500,000	-	-	(1,500,000)	(100.00%)
SPECIAL PAYMENTS					
6045 Dist to Comm College Districts					
8000 General Fund	255,000	-	-	(255,000)	(100.00%)
6048 Spc Pmt to Public Universities					
8000 General Fund	105,000	-	-	(105,000)	(100.00%)
SPECIAL PAYMENTS					
8000 General Fund	360,000	-	-	(360,000)	(100.00%)
TOTAL SPECIAL PAYMENTS	\$360,000	-	-	(\$360,000)	(100.00%)
EXPENDITURES					
8000 General Fund	2,216,819	-	-	(2,216,819)	(100.00%)
TOTAL EXPENDITURES	\$2,216,819	-	-	(\$2,216,819)	(100.00%)
ENDING BALANCE					

Higher Education Coordinating Commission

Agency Number: 52500

Package Comparison Report - Detail
 2019-21 Biennium
 HECC Operations

Cross Reference Number: 52500-101-00-00-000000
 Package: Eliminating Barriers to Student Transfers
 Pkg Group: POL Pkg Type: POL Pkg Number: 201

Description	Agency Request Budget (V-01)	Governor's Budget (Y-01)		Column 2 Minus Column 1	% Change from Column 1 to Column 2
	Column 1	Column 2			
8000 General Fund	-	-	0	0	0.00%
TOTAL ENDING BALANCE	-	-	\$0	\$0	0.00%

AUTHORIZED POSITIONS

8150 Class/Unclass Positions

2

(2)

(100.00%)

AUTHORIZED FTE

8250 Class/Unclass FTE Positions

1.50

(1.50)

(100.00%)

Higher Education Coordinating Commission

Agency Number: 52500

Package Comparison Report - Detail
 2019-21 Biennium
 HECC Operations

Cross Reference Number: 52500-101-00-00-00000
 Package: Expanding Opportunities through Outreach
 Pkg Group: POL Pkg Type: POL Pkg Number: 202

Description	Agency Request Budget (V-01)	Governor's Budget (Y-01)		Column 2 Minus Column 1	% Change from Column 1 to Column 2
	Column 1	Column 1	Column 2		
REVENUE CATEGORIES					
GENERAL FUND APPROPRIATION					
0050 General Fund Appropriation					
8000 General Fund	4,684,568	-	-	(4,684,568)	(100.00%)
REVENUE CATEGORIES					
8000 General Fund	4,684,568	-	-	(4,684,568)	(100.00%)
TOTAL REVENUE CATEGORIES	\$4,684,568	-	-	(\$4,684,568)	(100.00%)
AVAILABLE REVENUES					
8000 General Fund	4,684,568	-	-	(4,684,568)	(100.00%)
TOTAL AVAILABLE REVENUES	\$4,684,568	-	-	(\$4,684,568)	(100.00%)
EXPENDITURES					
PERSONAL SERVICES					
SALARIES & WAGES					
3110 Class/Unclass Sal. and Per Diem					
8000 General Fund	899,088	-	-	(899,088)	(100.00%)
SALARIES & WAGES					
8000 General Fund	899,088	-	-	(899,088)	(100.00%)
TOTAL SALARIES & WAGES	\$899,088	-	-	(\$899,088)	(100.00%)
OTHER PAYROLL EXPENSES					

Higher Education Coordinating Commission

Agency Number: 52500

Package Comparison Report - Detail
 2019-21 Biennium
 HECC Operations

Cross Reference Number: 52500-101-00-00-00000
 Package: Expanding Opportunities through Outreach
 Pkg Group: POL Pkg Type: POL Pkg Number: 202

Description	Agency Request Budget (V-01)		Governor's Budget (Y-01)		Column 2 Minus Column 1	% Change from Column 1 to Column 2
	Column 1	Column 2	Column 1	Column 2		
3210 Empl. Rel. Bd. Assessments						
8000 General Fund	549	-	(549)		(100.00%)	
3220 Public Employees Retire Cont						
8000 General Fund	152,574	-	(152,574)		(100.00%)	
3230 Social Security Taxes						
8000 General Fund	68,784	-	(68,784)		(100.00%)	
3250 Workers Comp. Assess. (WCD)						
8000 General Fund	522	-	(522)		(100.00%)	
3260 Mass Transit Tax						
8000 General Fund	5,395	-	(5,395)		(100.00%)	
3270 Flexible Benefits						
8000 General Fund	316,656	-	(316,656)		(100.00%)	
OTHER PAYROLL EXPENSES						
8000 General Fund	544,480	-	(544,480)		(100.00%)	
TOTAL OTHER PAYROLL EXPENSES	\$544,480	-	(\$544,480)		(100.00%)	
PERSONAL SERVICES						
8000 General Fund	1,443,568	-	(1,443,568)		(100.00%)	
TOTAL PERSONAL SERVICES	\$1,443,568	-	(\$1,443,568)		(100.00%)	
SERVICES & SUPPLIES						

Higher Education Coordinating Commission

Agency Number: 52500

Package Comparison Report - Detail
 2019-21 Biennium
 HECC Operations

Cross Reference Number: 52500-101-00-00-00000
 Package: Expanding Opportunities through Outreach
 Pkg Group: POL Pkg Type: POL Pkg Number: 202

Description	Agency Request Budget (V-01)	Governor's Budget (Y-01)		Column 2 Minus Column 1	% Change from Column 1 to Column 2
	Column 1	Column 1	Column 2		
4100 Instate Travel					
8000 General Fund	31,195	-	-	(31,195)	(100.00%)
4150 Employee Training					
8000 General Fund	18,003	-	-	(18,003)	(100.00%)
4175 Office Expenses					
8000 General Fund	17,405	-	-	(17,405)	(100.00%)
4200 Telecommunications					
8000 General Fund	14,778	-	-	(14,778)	(100.00%)
4250 Data Processing					
8000 General Fund	4,490	-	-	(4,490)	(100.00%)
4275 Publicity and Publications					
8000 General Fund	2,627	-	-	(2,627)	(100.00%)
4300 Professional Services					
8000 General Fund	200,000	-	-	(200,000)	(100.00%)
4315 IT Professional Services					
8000 General Fund	180,000	-	-	(180,000)	(100.00%)
4375 Employee Recruitment and Develop					
8000 General Fund	2,409	-	-	(2,409)	(100.00%)
4400 Dues and Subscriptions					

Higher Education Coordinating Commission

Agency Number: 52500

Package Comparison Report - Detail
 2019-21 Biennium
 HECC Operations

Cross Reference Number: 52500-101-00-00-00000
 Package: Expanding Opportunities through Outreach
 Pkg Group: POL Pkg Type: POL Pkg Number: 202

Description	Agency Request Budget (V-01)		Governor's Budget (Y-01)		Column 2 Minus Column 1	% Change from Column 1 to Column 2
	Column 1	Column 2	Column 1	Column 2		
8000 General Fund	2,627	-	(2,627)	(100.00%)		
4650 Other Services and Supplies						
8000 General Fund	3,012	-	(3,012)	(100.00%)		
4700 Expendable Prop 250 - 5000						
8000 General Fund	14,454	-	(14,454)	(100.00%)		
SERVICES & SUPPLIES						
8000 General Fund	491,000	-	(491,000)	(100.00%)		
TOTAL SERVICES & SUPPLIES	\$491,000	-	(\$491,000)	(100.00%)		
SPECIAL PAYMENTS						
6040 Dist to Local School Districts						
8000 General Fund	1,100,000	-	(1,100,000)	(100.00%)		
6050 Dist to Non-Profit Organizations						
8000 General Fund	1,650,000	-	(1,650,000)	(100.00%)		
SPECIAL PAYMENTS						
8000 General Fund	2,750,000	-	(2,750,000)	(100.00%)		
TOTAL SPECIAL PAYMENTS	\$2,750,000	-	(\$2,750,000)	(100.00%)		
EXPENDITURES						
8000 General Fund	4,684,568	-	(4,684,568)	(100.00%)		
TOTAL EXPENDITURES	\$4,684,568	-	(\$4,684,568)	(100.00%)		

Higher Education Coordinating Commission

Agency Number: 52500

Package Comparison Report - Detail
 2019-21 Biennium
 HECC Operations

Cross Reference Number: 52500-101-00-00-00000
 Package: Expanding Opportunities through Outreach
 Pkg Group: POL Pkg Type: POL Pkg Number: 202

Description	Agency Request Budget (V-01)	Governor's Budget (Y-01)		Column 2 Minus Column 1	% Change from Column 1 to Column 2
	Column 1	Column 2	Column 2		
ENDING BALANCE					
8000 General Fund	-	-	-	0	0.00%
TOTAL ENDING BALANCE	-	-	-	\$0	0.00%

AUTHORIZED POSITIONS

8150 Class/Unclass Positions

(9)

(100.00%)

AUTHORIZED FTE

8250 Class/Unclass FTE Positions

(9.00)

(100.00%)

Higher Education Coordinating Commission

Agency Number: 52500

Package Comparison Report - Detail
 2019-21 Biennium
 HECC Operations

Cross Reference Number: 52500-101-00-00-00000
 Package: Oregon Youth Employment Program
 Pkg Group: POL Pkg Type: POL Pkg Number: 203

Description	Agency Request Budget (V-01)	Governor's Budget (Y-01)		Column 2 Minus Column 1	% Change from Column 1 to Column 2
	Column 1	Column 1	Column 2		
REVENUE CATEGORIES					
GENERAL FUND APPROPRIATION					
0050 General Fund Appropriation					
8000 General Fund	285,669	-		(285,669)	(100.00%)
REVENUE CATEGORIES					
8000 General Fund	285,669	-		(285,669)	(100.00%)
TOTAL REVENUE CATEGORIES	\$285,669	-		(\$285,669)	(100.00%)
AVAILABLE REVENUES					
8000 General Fund	285,669	-		(285,669)	(100.00%)
TOTAL AVAILABLE REVENUES	\$285,669	-		(\$285,669)	(100.00%)
EXPENDITURES					
PERSONAL SERVICES					
SALARIES & WAGES					
3110 Class/Unclass Sal. and Per Diem					
8000 General Fund	154,356	-		(154,356)	(100.00%)
SALARIES & WAGES					
8000 General Fund	154,356	-		(154,356)	(100.00%)
TOTAL SALARIES & WAGES	\$154,356	-		(\$154,356)	(100.00%)
OTHER PAYROLL EXPENSES					

Higher Education Coordinating Commission

Agency Number: 52500

Package Comparison Report - Detail
 2019-21 Biennium
 HECC Operations

Cross Reference Number: 52500-101-00-00-00000
 Package: Oregon Youth Employment Program
 Pkg Group: POL Pkg Type: POL Pkg Number: 203

Description	Agency Request Budget (V-01)	Governor's Budget (Y-01)		Column 2 Minus Column 1	% Change from Column 1 to Column 2
	Column 1	Column 1	Column 2		
3210 Empl. Rel. Bd. Assessments					
8000 General Fund	122	-	(122)	(100.00%)	
3220 Public Employees Retire Cont					
8000 General Fund	26,194	-	(26,194)	(100.00%)	
3230 Social Security Taxes					
8000 General Fund	11,808	-	(11,808)	(100.00%)	
3250 Workers Comp. Assess. (WCD)					
8000 General Fund	116	-	(116)	(100.00%)	
3260 Mass Transit Tax					
8000 General Fund	926	-	(926)	(100.00%)	
3270 Flexible Benefits					
8000 General Fund	70,368	-	(70,368)	(100.00%)	
OTHER PAYROLL EXPENSES					
8000 General Fund	109,534	-	(109,534)	(100.00%)	
TOTAL OTHER PAYROLL EXPENSES	\$109,534	-	(\$109,534)	(100.00%)	
PERSONAL SERVICES					
8000 General Fund	263,890	-	(263,890)	(100.00%)	
TOTAL PERSONAL SERVICES	\$263,890	-	(\$263,890)	(100.00%)	
SERVICES & SUPPLIES					

Higher Education Coordinating Commission

Agency Number: 52500

Package Comparison Report - Detail
 2019-21 Biennium
 HECC Operations

Cross Reference Number: 52500-101-00-00-00000
 Package: Oregon Youth Employment Program
 Pkg Group: POL Pkg Type: POL Pkg Number: 203

Description	Agency Request Budget (V-01)	Governor's Budget (Y-01)		Column 2 Minus Column 1	% Change from Column 1 to Column 2
	Column 1	Column 2	Column 2		
4100 Instate Travel					
8000 General Fund	1,034	-	-	(1,034)	(100.00%)
4150 Employee Training					
8000 General Fund	5,309	-	-	(5,309)	(100.00%)
4175 Office Expenses					
8000 General Fund	4,050	-	-	(4,050)	(100.00%)
4200 Telecommunications					
8000 General Fund	3,284	-	-	(3,284)	(100.00%)
4250 Data Processing					
8000 General Fund	1,150	-	-	(1,150)	(100.00%)
4275 Publicity and Publications					
8000 General Fund	766	-	-	(766)	(100.00%)
4375 Employee Recruitment and Develop					
8000 General Fund	657	-	-	(657)	(100.00%)
4400 Dues and Subscriptions					
8000 General Fund	766	-	-	(766)	(100.00%)
4650 Other Services and Supplies					
8000 General Fund	821	-	-	(821)	(100.00%)
4700 Expendable Prop 250 - 5000					

Higher Education Coordinating Commission

Agency Number: 52500

Package Comparison Report - Detail

Cross Reference Number: 52500-101-00-00-00000

2019-21 Biennium

Package: Oregon Youth Employment Program

HECC Operations

Pkg Group: POL Pkg Type: POL Pkg Number: 203

Description	Agency Request Budget (V-01)		Governor's Budget (Y-01)		Column 2 Minus Column 1	% Change from Column 1 to Column 2
	Column 1	Column 2	Column 1	Column 2		
8000 General Fund	3,942	-	(3,942)	(100.00%)		
SERVICES & SUPPLIES						
8000 General Fund	21,779	-	(21,779)	(100.00%)		
TOTAL SERVICES & SUPPLIES	\$21,779	-	(\$21,779)	(100.00%)		
EXPENDITURES						
8000 General Fund	285,669	-	(285,669)	(100.00%)		
TOTAL EXPENDITURES	\$285,669	-	(\$285,669)	(100.00%)		
ENDING BALANCE						
8000 General Fund	-	-	0	0.00%		
TOTAL ENDING BALANCE	-	-	\$0	0.00%		
AUTHORIZED POSITIONS						
8150 Class/Unclass Positions	2	-	(2)	(100.00%)		
AUTHORIZED FTE						
8250 Class/Unclass FTE Positions	1.50	-	(1.50)	(100.00%)		

Higher Education Coordinating Commission

Agency Number: 52500

Package Comparison Report - Detail
 2019-21 Biennium
 HECC Operations

Cross Reference Number: 52500-101-00-00-00000
 Package: Data Driven Fiscal Policy Staff
 Pkg Group: POL Pkg Type: POL Pkg Number: 204

Description	Agency Request Budget (V-01)	Governor's Budget (Y-01)		Column 2 Minus Column 1	% Change from Column 1 to Column 2
	Column 1	Column 1	Column 2		
REVENUE CATEGORIES					
GENERAL FUND APPROPRIATION					
0050 General Fund Appropriation					
8000 General Fund	549,490	-	-	(549,490)	(100.00%)
REVENUE CATEGORIES					
8000 General Fund	549,490	-	-	(549,490)	(100.00%)
TOTAL REVENUE CATEGORIES	\$549,490	-	-	(\$549,490)	(100.00%)
AVAILABLE REVENUES					
8000 General Fund	549,490	-	-	(549,490)	(100.00%)
TOTAL AVAILABLE REVENUES	\$549,490	-	-	(\$549,490)	(100.00%)
EXPENDITURES					
PERSONAL SERVICES					
SALARIES & WAGES					
3110 Class/Unclss Sal. and Per Diem					
8000 General Fund	325,812	-	-	(325,812)	(100.00%)
SALARIES & WAGES					
8000 General Fund	325,812	-	-	(325,812)	(100.00%)
TOTAL SALARIES & WAGES	\$325,812	-	-	(\$325,812)	(100.00%)
OTHER PAYROLL EXPENSES					

Higher Education Coordinating Commission

Agency Number: 52500

Package Comparison Report - Detail
 2019-21 Biennium
 HECC Operations

Cross Reference Number: 52500-101-00-00-00000
 Package: Data Driven Fiscal Policy Staff
 Pkg Group: POL Pkg Type: POL Pkg Number: 204

Description	Agency Request Budget (V-01)		Governor's Budget (Y-01)		Column 2 Minus Column 1	% Change from Column 1 to Column 2
	Column 1	Column 2	Column 1	Column 2		
3210 Empl. Rel. Bd. Assessments						
8000 General Fund	183	-	(183)		(100.00%)	
3220 Public Employees Retire Cont						
8000 General Fund	55,290	-	(55,290)		(100.00%)	
3230 Social Security Taxes						
8000 General Fund	24,924	-	(24,924)		(100.00%)	
3250 Workers Comp. Assess. (WCD)						
8000 General Fund	174	-	(174)		(100.00%)	
3260 Mass Transit Tax						
8000 General Fund	1,955	-	(1,955)		(100.00%)	
3270 Flexible Benefits						
8000 General Fund	105,552	-	(105,552)		(100.00%)	
OTHER PAYROLL EXPENSES						
8000 General Fund	188,078	-	(188,078)		(100.00%)	
TOTAL OTHER PAYROLL EXPENSES	\$188,078	-	(\$188,078)		(100.00%)	
PERSONAL SERVICES						
8000 General Fund	513,890	-	(513,890)		(100.00%)	
TOTAL PERSONAL SERVICES	\$513,890	-	(\$513,890)		(100.00%)	
SERVICES & SUPPLIES						

Higher Education Coordinating Commission

Agency Number: 52500

Package Comparison Report - Detail
 2019-21 Biennium
 HECC Operations

Cross Reference Number: 52500-101-00-00-00000
 Package: Data Driven Fiscal Policy Staff
 Pkg Group: POL Pkg Type: POL Pkg Number: 204

Description	Agency Request Budget (V-01)	Governor's Budget (Y-01)		Column 2 Minus Column 1	% Change from Column 1 to Column 2
	Column 1	Column 1	Column 2		
4100 Instate Travel					
8000 General Fund	1,773	-	-	(1,773)	(100.00%)
4150 Employee Training					
8000 General Fund	9,141	-	-	(9,141)	(100.00%)
4175 Office Expenses					
8000 General Fund	6,239	-	-	(6,239)	(100.00%)
4200 Telecommunications					
8000 General Fund	4,926	-	-	(4,926)	(100.00%)
4250 Data Processing					
8000 General Fund	1,862	-	-	(1,862)	(100.00%)
4275 Publicity and Publications					
8000 General Fund	1,313	-	-	(1,313)	(100.00%)
4375 Employee Recruitment and Develop					
8000 General Fund	1,095	-	-	(1,095)	(100.00%)
4400 Dues and Subscriptions					
8000 General Fund	1,313	-	-	(1,313)	(100.00%)
4650 Other Services and Supplies					
8000 General Fund	1,368	-	-	(1,368)	(100.00%)
4700 Expendable Prop 250 - 5000					

Higher Education Coordinating Commission

Agency Number: 52500

Package Comparison Report - Detail
 2019-21 Biennium
 HECC Operations

Cross Reference Number: 52500-101-00-00-00000
 Package: Data Driven Fiscal Policy Staff
 Pkg Group: POL Pkg Type: POL Pkg Number: 204

Description	Agency Request Budget (V-01)	Governor's Budget (Y-01)		Column 2 Minus Column 1	% Change from Column 1 to Column 2
	Column 1	Column 1	Column 2		
8000 General Fund	6,570	-	-	(6,570)	(100.00%)
SERVICES & SUPPLIES					
8000 General Fund	35,600	-	-	(35,600)	(100.00%)
TOTAL SERVICES & SUPPLIES	\$35,600	-	-	(\$35,600)	(100.00%)
EXPENDITURES					
8000 General Fund	549,490	-	-	(549,490)	(100.00%)
TOTAL EXPENDITURES	\$549,490	-	-	(\$549,490)	(100.00%)
ENDING BALANCE					
8000 General Fund	-	-	-	0	0.00%
TOTAL ENDING BALANCE	-	-	-	\$0	0.00%
AUTHORIZED POSITIONS					
8150 Class/Unclass Positions	3	-	-	(3)	(100.00%)
AUTHORIZED FTE					
8250 Class/Unclass FTE Positions	2.50	-	-	(2.50)	(100.00%)

Higher Education Coordinating Commission

Agency Number: 52500

Package Comparison Report - Detail
 2019-21 Biennium
 HECC Operations

Cross Reference Number: 52500-101-00-00-00000
 Package: Private Career School Licensure
 Pkg Group: POL Pkg Type: POL Pkg Number: 205

Description	Agency Request Budget (V-01)	Governor's Budget (Y-01)		Column 2 Minus Column 1	% Change from Column 1 to Column 2
	Column 1	Column 1	Column 2		
REVENUE CATEGORIES					
GENERAL FUND APPROPRIATION					
0050 General Fund Appropriation					
8000 General Fund	322,081	-		(322,081)	(100.00%)
REVENUE CATEGORIES					
8000 General Fund	322,081	-		(322,081)	(100.00%)
TOTAL REVENUE CATEGORIES	\$322,081	-		(\$322,081)	(100.00%)
AVAILABLE REVENUES					
8000 General Fund	322,081	-		(322,081)	(100.00%)
TOTAL AVAILABLE REVENUES	\$322,081	-		(\$322,081)	(100.00%)
EXPENDITURES					
PERSONAL SERVICES					
SALARIES & WAGES					
3110 Class/Uncl. Sal. and Per Diem					
8000 General Fund	178,752	-		(178,752)	(100.00%)
SALARIES & WAGES					
8000 General Fund	178,752	-		(178,752)	(100.00%)
TOTAL SALARIES & WAGES	\$178,752	-		(\$178,752)	(100.00%)
OTHER PAYROLL EXPENSES					

Higher Education Coordinating Commission

Agency Number: 52500

Package Comparison Report - Detail
 2019-21 Biennium
 HECC Operations

Cross Reference Number: 52500-101-00-00-00000
 Package: Private Career School Licensure
 Pkg Group: POL Pkg Type: POL Pkg Number: 205

Description	Agency Request Budget (V-01)		Governor's Budget (Y-01)		Column 2 Minus Column 1	% Change from Column 1 to Column 2
	Column 1	Column 2	Column 1	Column 2		
3210 Empl. Rel. Bd. Assessments						
8000 General Fund	122	-	(122)	-	(100.00%)	
3220 Public Employees Retire Cont						
8000 General Fund	30,334	-	(30,334)	-	(100.00%)	
3230 Social Security Taxes						
8000 General Fund	13,675	-	(13,675)	-	(100.00%)	
3250 Workers Comp. Assess. (WCD)						
8000 General Fund	116	-	(116)	-	(100.00%)	
3260 Mass Transit Tax						
8000 General Fund	1,072	-	(1,072)	-	(100.00%)	
3270 Flexible Benefits						
8000 General Fund	70,368	-	(70,368)	-	(100.00%)	
OTHER PAYROLL EXPENSES						
8000 General Fund	115,687	-	(115,687)	-	(100.00%)	
TOTAL OTHER PAYROLL EXPENSES	\$115,687	-	(\$115,687)	-	(100.00%)	
PERSONAL SERVICES						
8000 General Fund	294,439	-	(294,439)	-	(100.00%)	
TOTAL PERSONAL SERVICES	\$294,439	-	(\$294,439)	-	(100.00%)	
SERVICES & SUPPLIES						

Higher Education Coordinating Commission

Agency Number: 52500

Package Comparison Report - Detail
 2019-21 Biennium
 HECC Operations

Cross Reference Number: 52500-101-00-00-00000
 Package: Private Career School Licensure
 Pkg Group: POL Pkg Type: POL Pkg Number: 205

Description	Agency Request Budget (V-01)		Governor's Budget (Y-01)		Column 2 Minus Column 1	% Change from Column 1 to Column 2
	Column 1	Column 2	Column 1	Column 2		
4100 Instate Travel						
8000 General Fund	1,478	-	(1,478)	(100.00%)		
4150 Employee Training						
8000 General Fund	7,664	-	(7,664)	(100.00%)		
4175 Office Expenses						
8000 General Fund	4,378	-	(4,378)	(100.00%)		
4200 Telecommunications						
8000 General Fund	3,284	-	(3,284)	(100.00%)		
4250 Data Processing						
8000 General Fund	1,424	-	(1,424)	(100.00%)		
4275 Publicity and Publications						
8000 General Fund	1,094	-	(1,094)	(100.00%)		
4375 Employee Recruitment and Develop						
8000 General Fund	876	-	(876)	(100.00%)		
4400 Dues and Subscriptions						
8000 General Fund	1,094	-	(1,094)	(100.00%)		
4650 Other Services and Supplies						
8000 General Fund	1,094	-	(1,094)	(100.00%)		
4700 Expendable Prop 250 - 5000						

Higher Education Coordinating Commission

Agency Number: 52500

Package Comparison Report - Detail
 2019-21 Biennium
 HECC Operations

Cross Reference Number: 52500-101-00-00-00000
 Package: Private Career School Licensure
 Pkg Group: POL Pkg Type: POL Pkg Number: 205

Description	Agency Request Budget (V-01)		Governor's Budget (Y-01)		Column 2 Minus Column 1	% Change from Column 1 to Column 2
	Column 1	Column 2	Column 1	Column 2		
8000 General Fund	5,256	-	(5,256)	(100.00%)		
SERVICES & SUPPLIES						
8000 General Fund	27,642	-	(27,642)	(100.00%)		
TOTAL SERVICES & SUPPLIES	\$27,642	-	(\$27,642)	(100.00%)		
EXPENDITURES						
8000 General Fund	322,081	-	(322,081)	(100.00%)		
TOTAL EXPENDITURES	\$322,081	-	(\$322,081)	(100.00%)		
ENDING BALANCE						
8000 General Fund	-	-	0	0.00%		
TOTAL ENDING BALANCE	-	-	\$0	0.00%		

AUTHORIZED POSITIONS

8150 Class/Unclass Positions 2 (2) (100.00%)

AUTHORIZED FTE

8250 Class/Unclass FTE Positions 1.50 (1.50) (100.00%)

Higher Education Coordinating Commission

Agency Number: 52500

Package Comparison Report - Detail
 2019-21 Biennium
 HECC Operations

Cross Reference Number: 52500-101-00-00-00000
 Package: Adult Attainment
 Pkg Group: POL Pkg Type: POL Pkg Number: 206

Description	Agency Request Budget (V-01)	Governor's Budget (Y-01)		Column 2 Minus Column 1	% Change from Column 1 to Column 2
	Column 1	Column 2	Column 2		
REVENUE CATEGORIES					
GENERAL FUND APPROPRIATION					
0050 General Fund Appropriation					
8000 General Fund	14,455,094	-	-	(14,455,094)	(100.00%)
REVENUE CATEGORIES					
8000 General Fund	14,455,094	-	-	(14,455,094)	(100.00%)
TOTAL REVENUE CATEGORIES	\$14,455,094	-	-	(\$14,455,094)	(100.00%)
AVAILABLE REVENUES					
8000 General Fund	14,455,094	-	-	(14,455,094)	(100.00%)
TOTAL AVAILABLE REVENUES	\$14,455,094	-	-	(\$14,455,094)	(100.00%)
EXPENDITURES					
PERSONAL SERVICES					
SALARIES & WAGES					
3110 Class/Unclass Sal. and Per Diem					
8000 General Fund	284,976	-	-	(284,976)	(100.00%)
SALARIES & WAGES					
8000 General Fund	284,976	-	-	(284,976)	(100.00%)
TOTAL SALARIES & WAGES	\$284,976	-	-	(\$284,976)	(100.00%)
OTHER PAYROLL EXPENSES					

Higher Education Coordinating Commission

Agency Number: 52500

Package Comparison Report - Detail
 2019-21 Biennium
 HECC Operations

Cross Reference Number: 52500-101-00-00-00000
 Package: Adult Attainment
 Pkg Group: POL Pkg Type: POL Pkg Number: 206

Description	Agency Request Budget (V-01)	Governor's Budget (Y-01)		Column 2 Minus Column 1	% Change from Column 1 to Column 2
	Column 1	Column 1	Column 2		
3210 Empl. Rel. Bd. Assessments					
8000 General Fund	122	-	-	(122)	(100.00%)
3220 Public Employees Retire Cont					
8000 General Fund	48,360	-	-	(48,360)	(100.00%)
3230 Social Security Taxes					
8000 General Fund	21,800	-	-	(21,800)	(100.00%)
3250 Workers Comp. Assess. (WCD)					
8000 General Fund	116	-	-	(116)	(100.00%)
3260 Mass Transit Tax					
8000 General Fund	1,710	-	-	(1,710)	(100.00%)
3270 Flexible Benefits					
8000 General Fund	70,368	-	-	(70,368)	(100.00%)
OTHER PAYROLL EXPENSES					
8000 General Fund	142,476	-	-	(142,476)	(100.00%)
TOTAL OTHER PAYROLL EXPENSES	\$142,476	-	-	(\$142,476)	(100.00%)
PERSONAL SERVICES					
8000 General Fund	427,452	-	-	(427,452)	(100.00%)
TOTAL PERSONAL SERVICES	\$427,452	-	-	(\$427,452)	(100.00%)
SERVICES & SUPPLIES					

Higher Education Coordinating Commission

Agency Number: 52500

Package Comparison Report - Detail
 2019-21 Biennium
 HECC Operations

Cross Reference Number: 52500-101-00-00-00000
 Package: Adult Attainment
 Pkg Group: POL Pkg Type: POL Pkg Number: 206

Description	Agency Request Budget (V-01)	Governor's Budget (Y-01)		Column 2 Minus Column 1	% Change from Column 1 to Column 2
	Column 1	Column 1	Column 2		
4100 Instate Travel					
8000 General Fund	1,478	-	-	(1,478)	(100.00%)
4150 Employee Training					
8000 General Fund	7,664	-	-	(7,664)	(100.00%)
4175 Office Expenses					
8000 General Fund	4,378	-	-	(4,378)	(100.00%)
4200 Telecommunications					
8000 General Fund	3,284	-	-	(3,284)	(100.00%)
4250 Data Processing					
8000 General Fund	1,424	-	-	(1,424)	(100.00%)
4275 Publicity and Publications					
8000 General Fund	1,094	-	-	(1,094)	(100.00%)
4375 Employee Recruitment and Develop					
8000 General Fund	876	-	-	(876)	(100.00%)
4400 Dues and Subscriptions					
8000 General Fund	1,094	-	-	(1,094)	(100.00%)
4650 Other Services and Supplies					
8000 General Fund	1,094	-	-	(1,094)	(100.00%)
4700 Expendable Prop 250 - 5000					

Higher Education Coordinating Commission

Agency Number: 52500

Package Comparison Report - Detail
 2019-21 Biennium
 HECC Operations

Cross Reference Number: 52500-101-00-00-00000
 Package: Adult Attainment
 Pkg Group: POL Pkg Type: POL Pkg Number: 206

Description	Agency Request Budget (V-01)		Governor's Budget (Y-01)		Column 2 Minus Column 1	% Change from Column 1 to Column 2
	Column 1	Column 2	Column 1	Column 2		
8000 General Fund	5,256	-	-	(5,256)	(100.00%)	
SERVICES & SUPPLIES						
8000 General Fund	27,642	-	-	(27,642)	(100.00%)	
TOTAL SERVICES & SUPPLIES	\$27,642	-	-	(\$27,642)	(100.00%)	
SPECIAL PAYMENTS						
6035 Dist to Individuals						
8000 General Fund	7,000,000	-	-	(7,000,000)	(100.00%)	
6045 Dist to Comm College Districts						
8000 General Fund	4,500,000	-	-	(4,500,000)	(100.00%)	
6048 Spc Pmt to Public Universities						
8000 General Fund	2,500,000	-	-	(2,500,000)	(100.00%)	
SPECIAL PAYMENTS						
8000 General Fund	14,000,000	-	-	(14,000,000)	(100.00%)	
TOTAL SPECIAL PAYMENTS	\$14,000,000	-	-	(\$14,000,000)	(100.00%)	
EXPENDITURES						
8000 General Fund	14,455,094	-	-	(14,455,094)	(100.00%)	
TOTAL EXPENDITURES	\$14,455,094	-	-	(\$14,455,094)	(100.00%)	
ENDING BALANCE						
8000 General Fund	-	-	-	0	0.00%	

Higher Education Coordinating Commission

Agency Number: 52500

Package Comparison Report - Detail
 2019-21 Biennium
 HECC Operations

Cross Reference Number: 52500-101-00-00-00000
 Package: Adult Attainment
 Pkg Group: POL Pkg Type: POL Pkg Number: 206

Description	Agency Request Budget (V-01)	Governor's Budget (Y-01)		Column 2 Minus Column 1	% Change from Column 1 to Column 2
	Column 1	Column 2	Column 2		
TOTAL ENDING BALANCE	-	-	-	\$0	0.00%

AUTHORIZED POSITIONS

8150 Class/Unclass Positions

2

(2)

(100.00%)

AUTHORIZED FTE

8250 Class/Unclass FTE Positions

2.00

(2.00)

(100.00%)

Higher Education Coordinating Commission

Agency Number: 52500

Package Comparison Report - Detail
 2019-21 Biennium
 HECC Operations

Cross Reference Number: 52500-101-00-00-00000
 Package: The Career College Collaborative (C3)
 Pkg Group: POL Pkg Type: POL Pkg Number: 207

Description	Agency Request Budget (V-01)	Governor's Budget (Y-01)		Column 2 Minus Column 1	% Change from Column 1 to Column 2
	Column 1	Column 1	Column 2		
REVENUE CATEGORIES					
GENERAL FUND APPROPRIATION					
0050 General Fund Appropriation					
8000 General Fund	406,737	-		(406,737)	(100.00%)
REVENUE CATEGORIES					
8000 General Fund	406,737	-		(406,737)	(100.00%)
TOTAL REVENUE CATEGORIES	\$406,737	-		(\$406,737)	(100.00%)
AVAILABLE REVENUES					
8000 General Fund	406,737	-		(406,737)	(100.00%)
TOTAL AVAILABLE REVENUES	\$406,737	-		(\$406,737)	(100.00%)
EXPENDITURES					
PERSONAL SERVICES					
SALARIES & WAGES					
3110 Class/Unclass Sal. and Per Diem					
8000 General Fund	251,040	-		(251,040)	(100.00%)
SALARIES & WAGES					
8000 General Fund	251,040	-		(251,040)	(100.00%)
TOTAL SALARIES & WAGES	\$251,040	-		(\$251,040)	(100.00%)
OTHER PAYROLL EXPENSES					

Higher Education Coordinating Commission

Agency Number: 52500

Package Comparison Report - Detail
 2019-21 Biennium
 HECC Operations

Cross Reference Number: 52500-101-00-00-00000
 Package: The Career College Collaborative (C3)
 Pkg Group: POL Pkg Type: POL Pkg Number: 207

Description	Agency Request Budget (V-01)		Governor's Budget (Y-01)		Column 2 Minus Column 1	% Change from Column 1 to Column 2
	Column 1	Column 2	Column 1	Column 2		
3210 Empl. Rel. Bd. Assessments						
8000 General Fund	122	-	(122)		(100.00%)	
3220 Public Employees Retire Cont						
8000 General Fund	42,601	-	(42,601)		(100.00%)	
3230 Social Security Taxes						
8000 General Fund	19,205	-	(19,205)		(100.00%)	
3250 Workers Comp. Assess. (WCD)						
8000 General Fund	116	-	(116)		(100.00%)	
3260 Mass Transit Tax						
8000 General Fund	1,506	-	(1,506)		(100.00%)	
3270 Flexible Benefits						
8000 General Fund	70,368	-	(70,368)		(100.00%)	
OTHER PAYROLL EXPENSES						
8000 General Fund	133,918	-	(133,918)		(100.00%)	
TOTAL OTHER PAYROLL EXPENSES	\$133,918	-	(\$133,918)		(100.00%)	
PERSONAL SERVICES						
8000 General Fund	384,958	-	(384,958)		(100.00%)	
TOTAL PERSONAL SERVICES	\$384,958	-	(\$384,958)		(100.00%)	
SERVICES & SUPPLIES						

Higher Education Coordinating Commission

Agency Number: 52500

Package Comparison Report - Detail
 2019-21 Biennium
 HECC Operations

Cross Reference Number: 52500-101-00-00-00000
 Package: The Career College Collaborative (C3)
 Pkg Group: POL Pkg Type: POL Pkg Number: 207

Description	Agency Request Budget (V-01)	Governor's Budget (Y-01)		Column 2 Minus Column 1	% Change from Column 1 to Column 2
	Column 1	Column 1	Column 2		
4100 Instate Travel					
8000 General Fund	1,034	-	-	(1,034)	(100.00%)
4150 Employee Training					
8000 General Fund	5,309	-	-	(5,309)	(100.00%)
4175 Office Expenses					
8000 General Fund	4,050	-	-	(4,050)	(100.00%)
4200 Telecommunications					
8000 General Fund	3,284	-	-	(3,284)	(100.00%)
4250 Data Processing					
8000 General Fund	1,150	-	-	(1,150)	(100.00%)
4275 Publicity and Publications					
8000 General Fund	766	-	-	(766)	(100.00%)
4375 Employee Recruitment and Develop					
8000 General Fund	657	-	-	(657)	(100.00%)
4400 Dues and Subscriptions					
8000 General Fund	766	-	-	(766)	(100.00%)
4650 Other Services and Supplies					
8000 General Fund	821	-	-	(821)	(100.00%)
4700 Expendable Prop 250 - 5000					

Higher Education Coordinating Commission

Agency Number: 52500

Package Comparison Report - Detail
 2019-21 Biennium
 HECC Operations

Cross Reference Number: 52500-101-00-00-00000
 Package: The Career College Collaborative (C3)
 Pkg Group: POL Pkg Type: POL Pkg Number: 207

Description	Agency Request Budget (V-01)	Governor's Budget (Y-01)		Column 2 Minus Column 1	% Change from Column 1 to Column 2
	Column 1	Column 2			
8000 General Fund	3,942	-	(3,942)		(100.00%)
SERVICES & SUPPLIES					
8000 General Fund	21,779	-	(21,779)		(100.00%)
TOTAL SERVICES & SUPPLIES	\$21,779	-	(\$21,779)		(100.00%)
EXPENDITURES					
8000 General Fund	406,737	-	(406,737)		(100.00%)
TOTAL EXPENDITURES	\$406,737	-	(\$406,737)		(100.00%)
ENDING BALANCE					
8000 General Fund	-	-	0		0.00%
TOTAL ENDING BALANCE	-	-	\$0		0.00%
AUTHORIZED POSITIONS					
8150 Class/Unclass Positions	2	-	(2)		(100.00%)
AUTHORIZED FTE					
8250 Class/Unclass FTE Positions	2.00	-	(2.00)		(100.00%)

Higher Education Coordinating Commission

Agency Number: 52500

Package Comparison Report - Detail
 2019-21 Biennium
 HECC Operations

Cross Reference Number: 52500-101-00-00-00000
 Package: Accelerated College Credit Reporting
 Pkg Group: POL Pkg Type: POL Pkg Number: 209

Description	Agency Request Budget (V-01)	Governor's Budget (Y-01)		Column 2 Minus Column 1	% Change from Column 1 to Column 2
	Column 1	Column 2	Column 2		
REVENUE CATEGORIES					
GENERAL FUND APPROPRIATION					
0050 General Fund Appropriation					
8000 General Fund	50,000	-		(50,000)	(100.00%)
REVENUE CATEGORIES					
8000 General Fund	50,000	-		(50,000)	(100.00%)
TOTAL REVENUE CATEGORIES	\$50,000	-		(\$50,000)	(100.00%)
AVAILABLE REVENUES					
8000 General Fund	50,000	-		(50,000)	(100.00%)
TOTAL AVAILABLE REVENUES	\$50,000	-		(\$50,000)	(100.00%)
EXPENDITURES					
SERVICES & SUPPLIES					
4300 Professional Services					
8000 General Fund	50,000	-		(50,000)	(100.00%)
SERVICES & SUPPLIES					
8000 General Fund	50,000	-		(50,000)	(100.00%)
TOTAL SERVICES & SUPPLIES	\$50,000	-		(\$50,000)	(100.00%)
EXPENDITURES					
8000 General Fund	50,000	-		(50,000)	(100.00%)

Higher Education Coordinating Commission

Agency Number: 52500

Package Comparison Report - Detail
 2019-21 Biennium
 HECC Operations

Cross Reference Number: 52500-101-00-00-00000
 Package: Accelerated College Credit Reporting
 Pkg Group: POL Pkg Type: POL Pkg Number: 209

Description	Agency Request Budget (V-01)	Governor's Budget (Y-01)		Column 2 Minus Column 1	% Change from Column 1 to Column 2
	Column 1	Column 1	Column 2		
	\$50,000	-	-	(\$50,000)	(100.00%)
TOTAL EXPENDITURES					
ENDING BALANCE					
8000 General Fund	-	-	-	0	0.00%
TOTAL ENDING BALANCE				\$0	0.00%

Higher Education Coordinating Commission

Agency Number: 52500

Package Comparison Report - Detail
 2019-21 Biennium
 HECC Operations

Cross Reference Number: 52500-101-00-00-00000
 Package: State Match for Federal Workforce Funds
 Pkg Group: POL Pkg Type: POL Pkg Number: 210

Description	Agency Request Budget (V-01)		Governor's Budget (Y-01)		Column 2 Minus Column 1	% Change from Column 1 to Column 2
	Column 1	Column 2	Column 1	Column 2		
REVENUE CATEGORIES						
GENERAL FUND APPROPRIATION						
0050 General Fund Appropriation						
8000 General Fund	205,068	172,571	205,068	172,571	(32,497)	(15.85%)
REVENUE CATEGORIES						
8000 General Fund	205,068	172,571	205,068	172,571	(32,497)	(15.85%)
TOTAL REVENUE CATEGORIES	\$205,068	\$172,571	\$205,068	\$172,571	(\$32,497)	(15.85%)
AVAILABLE REVENUES						
8000 General Fund	205,068	172,571	205,068	172,571	(32,497)	(15.85%)
TOTAL AVAILABLE REVENUES	\$205,068	\$172,571	\$205,068	\$172,571	(\$32,497)	(15.85%)
EXPENDITURES						
PERSONAL SERVICES						
SALARIES & WAGES						
3110 Class/Unclass Sal. and Per Diem						
8000 General Fund	124,536	108,969	124,536	108,969	(15,567)	(12.50%)
SALARIES & WAGES						
8000 General Fund	124,536	108,969	124,536	108,969	(15,567)	(12.50%)
TOTAL SALARIES & WAGES	\$124,536	\$108,969	\$124,536	\$108,969	(\$15,567)	(12.50%)
OTHER PAYROLL EXPENSES						

Higher Education Coordinating Commission

Agency Number: 52500

Package Comparison Report - Detail
 2019-21 Biennium
 HECC Operations

Cross Reference Number: 52500-101-00-00-00000
 Package: State Match for Federal Workforce Funds
 Pkg Group: POL Pkg Type: POL Pkg Number: 210

Description	Agency Request Budget (V-01)		Governor's Budget (Y-01)		Column 2 Minus Column 1	% Change from Column 1 to Column 2
	Column 1	Column 2	Column 1	Column 2		
3210 Empl. Rel. Bd. Assessments						
8000 General Fund	61	53	(8)	(13.11%)		
3220 Public Employees Retire Cont						
8000 General Fund	21,134	18,492	(2,642)	(12.50%)		
3230 Social Security Taxes						
8000 General Fund	9,527	8,336	(1,191)	(12.50%)		
3250 Workers Comp. Assess. (WCD)						
8000 General Fund	58	51	(7)	(12.07%)		
3260 Mass Transit Tax						
8000 General Fund	747	654	(93)	(12.45%)		
3270 Flexible Benefits						
8000 General Fund	35,184	30,786	(4,398)	(12.50%)		
OTHER PAYROLL EXPENSES						
8000 General Fund	66,711	58,372	(8,339)	(12.50%)		
TOTAL OTHER PAYROLL EXPENSES	\$66,711	\$58,372	(\$8,339)	(12.50%)		
P.S. BUDGET ADJUSTMENTS						
3465 Reconciliation Adjustment						
8000 General Fund	-	(8,591)	(8,591)	100.00%		
P.S. BUDGET ADJUSTMENTS						

Higher Education Coordinating Commission

Agency Number: 52500

Package Comparison Report - Detail

Cross Reference Number: 52500-101-00-00-00000

2019-21 Biennium

Package: State Match for Federal Workforce Funds

HECC Operations

Pkg Group: POL Pkg Type: POL Pkg Number: 210

Description	Agency Request Budget (V-01)	Governor's Budget (Y-01)		Column 2 Minus Column 1	% Change from Column 1 to Column 2
	Column 1	Column 2	Column 2		
8000 General Fund	-	(8,591)	(8,591)	(8,591)	100.00%
TOTAL P.S. BUDGET ADJUSTMENTS	-	(\$8,591)	(\$8,591)	(\$8,591)	100.00%
PERSONAL SERVICES					
8000 General Fund	191,247	158,750	158,750	(32,497)	(16.99%)
TOTAL PERSONAL SERVICES	\$191,247	\$158,750	\$158,750	(\$32,497)	(16.99%)
SERVICES & SUPPLIES					
4100 Instate Travel					
8000 General Fund	739	739	739	0	0.00%
4150 Employee Training					
8000 General Fund	3,832	3,832	3,832	0	0.00%
4175 Office Expenses					
8000 General Fund	2,189	2,189	2,189	0	0.00%
4200 Telecommunications					
8000 General Fund	1,642	1,642	1,642	0	0.00%
4250 Data Processing					
8000 General Fund	712	712	712	0	0.00%
4275 Publicity and Publications					
8000 General Fund	547	547	547	0	0.00%
4375 Employee Recruitment and Develop					

Higher Education Coordinating Commission

Agency Number: 52500

Package Comparison Report - Detail
 2019-21 Biennium
 HECC Operations

Cross Reference Number: 52500-101-00-00-00000
 Package: State Match for Federal Workforce Funds
 Pkg Group: POL Pkg Type: POL Pkg Number: 210

Description	Agency Request Budget (V-01)	Governor's Budget (Y-01)		Column 2 Minus Column 1	% Change from Column 1 to Column 2
	Column 1	Column 2	Column 2		
8000 General Fund	438	438	0	0	0.00%
4400 Dues and Subscriptions					
8000 General Fund	547	547	0	0	0.00%
4650 Other Services and Supplies					
8000 General Fund	547	547	0	0	0.00%
4700 Expendable Prop 250 - 5000					
8000 General Fund	2,628	2,628	0	0	0.00%
SERVICES & SUPPLIES					
8000 General Fund	13,821	13,821	0	0	0.00%
TOTAL SERVICES & SUPPLIES	\$13,821	\$13,821	\$0	\$0	0.00%
EXPENDITURES					
8000 General Fund	205,068	172,571	(32,497)	(32,497)	(15.85%)
TOTAL EXPENDITURES	\$205,068	\$172,571	(\$32,497)	(\$32,497)	(15.85%)
ENDING BALANCE					
8000 General Fund	-	-	0	0	0.00%
TOTAL ENDING BALANCE	-	-	\$0	\$0	0.00%
AUTHORIZED POSITIONS					
8150 Class/Unclass Positions	1	1	0	0	0.00%
AUTHORIZED FTE					

Higher Education Coordinating Commission

Agency Number: 52500

Package Comparison Report - Detail
 2019-21 Biennium
 HECC Operations

Cross Reference Number: 52500-101-00-00-00000
 Package: State Match for Federal Workforce Funds
 Pkg Group: POL Pkg Type: POL Pkg Number: 210

Description	Agency Request Budget (V-01)	Governor's Budget (Y-01)	Column 2 Minus Column 1	% Change from Column 1 to Column 2
	Column 1	Column 2		
8250 Class/Unclass FTE Positions	1.00	0.88	(0.12)	(12.00%)

Higher Education Coordinating Commission

Agency Number: 52500

Package Comparison Report - Detail
 2019-21 Biennium
 HECC Operations

Cross Reference Number: 52500-101-00-00-00000
 Package: Expanded OYCC Training Programs
 Pkg Group: POL Pkg Type: POL Pkg Number: 211

Description	Agency Request Budget (V-01)		Governor's Budget (Y-01)		Column 2 Minus Column 1	% Change from Column 1 to Column 2
	Column 1	Column 2	Column 1	Column 2		
EXPENDITURES						
PERSONAL SERVICES						
SALARIES & WAGES						
3110 Class/Unclss Sal. and Per Diem						
3400 Other Funds Ltd	160,416	-	(160,416)	-	(160,416)	(100.00%)
SALARIES & WAGES						
3400 Other Funds Ltd	160,416	-	(160,416)	-	(160,416)	(100.00%)
TOTAL SALARIES & WAGES	\$160,416	-	(\$160,416)	-	(160,416)	(100.00%)
OTHER PAYROLL EXPENSES						
3210 Empl. Rel. Bd. Assessments						
3400 Other Funds Ltd	122	-	(122)	-	(122)	(100.00%)
3220 Public Employees Retire Cont						
3400 Other Funds Ltd	27,222	-	(27,222)	-	(27,222)	(100.00%)
3230 Social Security Taxes						
3400 Other Funds Ltd	12,272	-	(12,272)	-	(12,272)	(100.00%)
3250 Workers Comp. Assess. (WCD)						
3400 Other Funds Ltd	116	-	(116)	-	(116)	(100.00%)
3260 Mass Transit Tax						
3400 Other Funds Ltd	962	-	(962)	-	(962)	(100.00%)

Higher Education Coordinating Commission

Agency Number: 52500

Package Comparison Report - Detail

Cross Reference Number: 52500-101-00-00-00000

2019-21 Biennium

Package: Expanded OYCC Training Programs

HECC Operations

Pkg Group: POL Pkg Type: POL Pkg Number: 211

Description	Agency Request Budget (V-01)	Governor's Budget (Y-01)		Column 2 Minus Column 1	% Change from Column 1 to Column 2
	Column 1	Column 1	Column 2		
3270 Flexible Benefits					
3400 Other Funds Ltd	70,368	-	-	(70,368)	(100.00%)
OTHER PAYROLL EXPENSES					
3400 Other Funds Ltd	111,062	-	-	(111,062)	(100.00%)
TOTAL OTHER PAYROLL EXPENSES	\$111,062	-	-	(\$111,062)	(100.00%)
PERSONAL SERVICES					
3400 Other Funds Ltd	271,478	-	-	(271,478)	(100.00%)
TOTAL PERSONAL SERVICES	\$271,478	-	-	(\$271,478)	(100.00%)
SERVICES & SUPPLIES					
4100 Instate Travel					
3400 Other Funds Ltd	590	-	-	(590)	(100.00%)
4150 Employee Training					
3400 Other Funds Ltd	2,954	-	-	(2,954)	(100.00%)
4175 Office Expenses					
3400 Other Funds Ltd	3,722	-	-	(3,722)	(100.00%)
4200 Telecommunications					
3400 Other Funds Ltd	3,284	-	-	(3,284)	(100.00%)
4250 Data Processing					
3400 Other Funds Ltd	876	-	-	(876)	(100.00%)

Higher Education Coordinating Commission

Agency Number: 52500

Package Comparison Report - Detail
 2019-21 Biennium
 HECC Operations

Cross Reference Number: 52500-101-00-00-00000
 Package: Expanded OYCC Training Programs
 Pkg Group: POL Pkg Type: POL Pkg Number: 211

Description	Agency Request Budget (V-01)	Governor's Budget (Y-01)		Column 2 Minus Column 1	% Change from Column 1 to Column 2
	Column 1	Column 2	Column 2		
4275 Publicity and Publications					
3400 Other Funds Ltd	438	-	-	(438)	(100.00%)
4375 Employee Recruitment and Develop					
3400 Other Funds Ltd	438	-	-	(438)	(100.00%)
4400 Dues and Subscriptions					
3400 Other Funds Ltd	438	-	-	(438)	(100.00%)
4650 Other Services and Supplies					
3400 Other Funds Ltd	548	-	-	(548)	(100.00%)
4700 Expendable Prop 250 - 5000					
3400 Other Funds Ltd	2,628	-	-	(2,628)	(100.00%)
SERVICES & SUPPLIES					
3400 Other Funds Ltd	15,916	-	-	(15,916)	(100.00%)
TOTAL SERVICES & SUPPLIES	\$15,916	-	-	(\$15,916)	(100.00%)
EXPENDITURES					
3400 Other Funds Ltd	287,394	-	-	(287,394)	(100.00%)
TOTAL EXPENDITURES	\$287,394	-	-	(\$287,394)	(100.00%)
ENDING BALANCE					
3400 Other Funds Ltd	(287,394)	-	-	287,394	100.00%
TOTAL ENDING BALANCE	(\$287,394)	-	-	\$287,394	100.00%

Higher Education Coordinating Commission

Agency Number: 52500

Package Comparison Report - Detail
 2019-21 Biennium
 HECC Operations

Cross Reference Number: 52500-101-00-00-00000
 Package: Expanded OYCC Training Programs
 Pkg Group: POL Pkg Type: POL Pkg Number: 211

Description	Agency Request Budget (V-01)	Governor's Budget (Y-01)		Column 2 Minus Column 1	% Change from Column 1 to Column 2
	Column 1	Column 2	Column 2		
AUTHORIZED POSITIONS					
8150 Class/Unclass Positions	2	-	-	(2)	(100.00%)
AUTHORIZED FTE					
8250 Class/Unclass FTE Positions	2.00	-	-	(2.00)	(100.00%)

Higher Education Coordinating Commission

Agency Number: 52500

Package Comparison Report - Detail
 2019-21 Biennium
 HECC Operations
 Cross Reference Number: 52500-101-00-00-00000
 Package: STEM Director & Council Continuation
 Pkg Group: POL Pkg Type: POL Pkg Number: 212

Description	Agency Request Budget (V-01)	Governor's Budget (Y-01)		Column 2 Minus Column 1	% Change from Column 1 to Column 2
	Column 1	Column 1	Column 2		
REVENUE CATEGORIES					
GENERAL FUND APPROPRIATION					
0050 General Fund Appropriation					
8000 General Fund	245,729	-	-	(245,729)	(100.00%)
REVENUE CATEGORIES					
8000 General Fund	245,729	-	-	(245,729)	(100.00%)
TOTAL REVENUE CATEGORIES	\$245,729	-	-	(\$245,729)	(100.00%)
AVAILABLE REVENUES					
8000 General Fund	245,729	-	-	(245,729)	(100.00%)
TOTAL AVAILABLE REVENUES	\$245,729	-	-	(\$245,729)	(100.00%)
EXPENDITURES					
PERSONAL SERVICES					
SALARIES & WAGES					
3110 Class/Unclass Sal. and Per Diem					
8000 General Fund	157,008	-	-	(157,008)	(100.00%)
SALARIES & WAGES					
8000 General Fund	157,008	-	-	(157,008)	(100.00%)
TOTAL SALARIES & WAGES	\$157,008	-	-	(\$157,008)	(100.00%)
OTHER PAYROLL EXPENSES					

Higher Education Coordinating Commission

Agency Number: 52500

Package Comparison Report - Detail
 2019-21 Biennium
 HECC Operations

Cross Reference Number: 52500-101-00-00-00000
 Package: STEM Director & Council Continuation
 Pkg Group: POL Pkg Type: POL Pkg Number: 212

Description	Agency Request Budget (V-01)		Governor's Budget (Y-01)		Column 2 Minus Column 1	% Change from Column 1 to Column 2
	Column 1	Column 2	Column 1	Column 2		
3210 Empl. Rel. Bd. Assessments						
8000 General Fund	61	-	(61)	-	(100.00%)	
3220 Public Employees Retire Cont						
8000 General Fund	26,644	-	(26,644)	-	(100.00%)	
3230 Social Security Taxes						
8000 General Fund	12,011	-	(12,011)	-	(100.00%)	
3250 Workers Comp. Assess. (WCD)						
8000 General Fund	58	-	(58)	-	(100.00%)	
3260 Mass Transit Tax						
8000 General Fund	942	-	(942)	-	(100.00%)	
3270 Flexible Benefits						
8000 General Fund	35,184	-	(35,184)	-	(100.00%)	
OTHER PAYROLL EXPENSES						
8000 General Fund	74,900	-	(74,900)	-	(100.00%)	
TOTAL OTHER PAYROLL EXPENSES	\$74,900	-	(\$74,900)	-	(100.00%)	
PERSONAL SERVICES						
8000 General Fund	231,908	-	(231,908)	-	(100.00%)	
TOTAL PERSONAL SERVICES	\$231,908	-	(\$231,908)	-	(100.00%)	
SERVICES & SUPPLIES						

Higher Education Coordinating Commission

Agency Number: 52500

Package Comparison Report - Detail
 2019-21 Biennium
 HECC Operations

Cross Reference Number: 52500-101-00-00-00000
 Package: STEM Director & Council Continuation
 Pkg Group: POL Pkg Type: POL Pkg Number: 212

Description	Agency Request Budget (V-01)		Governor's Budget (Y-01)		Column 2 Minus Column 1	% Change from Column 1 to Column 2
	Column 1	Column 2	Column 1	Column 2		
4100 Instate Travel						
8000 General Fund	739	-	(739)	-	(739)	(100.00%)
4150 Employee Training						
8000 General Fund	3,832	-	(3,832)	-	(3,832)	(100.00%)
4175 Office Expenses						
8000 General Fund	2,189	-	(2,189)	-	(2,189)	(100.00%)
4200 Telecommunications						
8000 General Fund	1,642	-	(1,642)	-	(1,642)	(100.00%)
4250 Data Processing						
8000 General Fund	712	-	(712)	-	(712)	(100.00%)
4275 Publicity and Publications						
8000 General Fund	547	-	(547)	-	(547)	(100.00%)
4375 Employee Recruitment and Develop						
8000 General Fund	438	-	(438)	-	(438)	(100.00%)
4400 Dues and Subscriptions						
8000 General Fund	547	-	(547)	-	(547)	(100.00%)
4650 Other Services and Supplies						
8000 General Fund	547	-	(547)	-	(547)	(100.00%)
4700 Expendable Prop 250 - 5000						

Higher Education Coordinating Commission

Agency Number: 52500

Package Comparison Report - Detail
 2019-21 Biennium
 HECC Operations

Cross Reference Number: 52500-101-00-00-00000
 Package: STEM Director & Council Continuation
 Pkg Group: POL Pkg Type: POL Pkg Number: 212

Description	Agency Request Budget (V-01)	Governor's Budget (Y-01)		Column 2 Minus Column 1	% Change from Column 1 to Column 2
	Column 1	Column 2	Column 2 Minus Column 1		
8000 General Fund	2,628	-	(2,628)	(2,628)	(100.00%)
SERVICES & SUPPLIES					
8000 General Fund	13,821	-	(13,821)	(13,821)	(100.00%)
TOTAL SERVICES & SUPPLIES	\$13,821	-	(\$13,821)	(\$13,821)	(100.00%)
EXPENDITURES					
8000 General Fund	245,729	-	(245,729)	(245,729)	(100.00%)
TOTAL EXPENDITURES	\$245,729	-	(\$245,729)	(\$245,729)	(100.00%)
ENDING BALANCE					
8000 General Fund	-	-	0	0	0.00%
TOTAL ENDING BALANCE	-	-	\$0	\$0	0.00%
AUTHORIZED POSITIONS					
8150 Class/Unclass Positions	1	-	(1)	(1)	(100.00%)
AUTHORIZED FTE					
8250 Class/Unclass FTE Positions	1.00	-	(1.00)	(1.00)	(100.00%)

Higher Education Coordinating Commission

Agency Number: 52500

Package Comparison Report - Detail

Cross Reference Number: 52500-101-00-00-000000

2019-21 Biennium

Package: Early Childhood Educator Development

HECC Operations

Pkg Group: POL Pkg Type: POL Pkg Number: 213

Description	Agency Request Budget (V-01)	Governor's Budget (Y-01)		Column 2 Minus Column 1	% Change from Column 1 to Column 2
	Column 1	Column 1	Column 2		
REVENUE CATEGORIES					
GENERAL FUND APPROPRIATION					
0050 General Fund Appropriation					
8000 General Fund	191,184	-		(191,184)	(100.00%)
REVENUE CATEGORIES					
8000 General Fund	191,184	-		(191,184)	(100.00%)
TOTAL REVENUE CATEGORIES	\$191,184	-		(\$191,184)	(100.00%)
AVAILABLE REVENUES					
8000 General Fund	191,184	-		(191,184)	(100.00%)
TOTAL AVAILABLE REVENUES	\$191,184	-		(\$191,184)	(100.00%)
EXPENDITURES					
PERSONAL SERVICES					
SALARIES & WAGES					
3110 Class/Unclss Sal. and Per Diem					
8000 General Fund	113,448	-		(113,448)	(100.00%)
SALARIES & WAGES					
8000 General Fund	113,448	-		(113,448)	(100.00%)
TOTAL SALARIES & WAGES	\$113,448	-		(\$113,448)	(100.00%)
OTHER PAYROLL EXPENSES					

Higher Education Coordinating Commission

Agency Number: 52500

Package Comparison Report - Detail

Cross Reference Number: 52500-101-00-00-000000

2019-21 Biennium

Package: Early Childhood Educator Development

HECC Operations

Pkg Group: POL Pkg Type: POL Pkg Number: 213

Description	Agency Request Budget (V-01)		Governor's Budget (Y-01)		Column 2 Minus Column 1	% Change from Column 1 to Column 2
	Column 1	Column 2	Column 1	Column 2		
3210 Empl. Rel. Bd. Assessments						
8000 General Fund	61	-	(61)	(100.00%)		
3220 Public Employees Retire Cont						
8000 General Fund	19,252	-	(19,252)	(100.00%)		
3230 Social Security Taxes						
8000 General Fund	8,679	-	(8,679)	(100.00%)		
3250 Workers Comp. Assess. (WCD)						
8000 General Fund	58	-	(58)	(100.00%)		
3260 Mass Transit Tax						
8000 General Fund	681	-	(681)	(100.00%)		
3270 Flexible Benefits						
8000 General Fund	35,184	-	(35,184)	(100.00%)		
OTHER PAYROLL EXPENSES						
8000 General Fund	63,915	-	(63,915)	(100.00%)		
TOTAL OTHER PAYROLL EXPENSES	\$63,915	-	(\$63,915)	(100.00%)		
PERSONAL SERVICES						
8000 General Fund	177,363	-	(177,363)	(100.00%)		
TOTAL PERSONAL SERVICES	\$177,363	-	(\$177,363)	(100.00%)		
SERVICES & SUPPLIES						

Higher Education Coordinating Commission

Agency Number: 52500

Package Comparison Report - Detail
 2019-21 Biennium
 HECC Operations

Cross Reference Number: 52500-101-00-00-000000
 Package: Early Childhood Educator Development
 Pkg Group: POL Pkg Type: POL Pkg Number: 213

Description	Agency Request Budget (V-01)	Governor's Budget (Y-01)		Column 2 Minus Column 1	% Change from Column 1 to Column 2
	Column 1	Column 1	Column 2		
4100 Instate Travel					
8000 General Fund	739	-	-	(739)	(100.00%)
4150 Employee Training					
8000 General Fund	3,832	-	-	(3,832)	(100.00%)
4175 Office Expenses					
8000 General Fund	2,189	-	-	(2,189)	(100.00%)
4200 Telecommunications					
8000 General Fund	1,642	-	-	(1,642)	(100.00%)
4250 Data Processing					
8000 General Fund	712	-	-	(712)	(100.00%)
4275 Publicity and Publications					
8000 General Fund	547	-	-	(547)	(100.00%)
4375 Employee Recruitment and Develop					
8000 General Fund	438	-	-	(438)	(100.00%)
4400 Dues and Subscriptions					
8000 General Fund	547	-	-	(547)	(100.00%)
4650 Other Services and Supplies					
8000 General Fund	547	-	-	(547)	(100.00%)
4700 Expendable Prop 250 - 5000					

Higher Education Coordinating Commission

Agency Number: 52500

Package Comparison Report - Detail
 2019-21 Biennium
 HECC Operations

Cross Reference Number: 52500-101-00-00-00000
 Package: Early Childhood Educator Development
 Pkg Group: POL Pkg Type: POL Pkg Number: 213

Description	Agency Request Budget (V-01)	Governor's Budget (Y-01)		% Change from Column 1 to Column 2
	Column 1	Column 2	Column 2 Minus Column 1	
8000 General Fund	2,628	-	(2,628)	(100.00%)
SERVICES & SUPPLIES				
8000 General Fund	13,821	-	(13,821)	(100.00%)
TOTAL SERVICES & SUPPLIES	\$13,821	-	(\$13,821)	(100.00%)
EXPENDITURES				
8000 General Fund	191,184	-	(191,184)	(100.00%)
TOTAL EXPENDITURES	\$191,184	-	(\$191,184)	(100.00%)
ENDING BALANCE				
8000 General Fund	-	-	0	0.00%
TOTAL ENDING BALANCE	-	-	\$0	0.00%
AUTHORIZED POSITIONS				
8150 Class/Unclass Positions	1	-	(1)	(100.00%)
AUTHORIZED FTE				
8250 Class/Unclass FTE Positions	1.00	-	(1.00)	(100.00%)

Higher Education Coordinating Commission

Agency Number: 52500

Package Comparison Report - Detail
 2019-21 Biennium
 HECC Operations
 Cross Reference Number: 52500-101-00-00-00000
 Package: Oregon Opportunity Grant & Support
 Pkg Group: POL Pkg Type: POL Pkg Number: 301

Description	Agency Request Budget (V-01)	Governor's Budget (Y-01)		Column 2 Minus Column 1	% Change from Column 1 to Column 2
	Column 1	Column 1	Column 2		
REVENUE CATEGORIES					
GENERAL FUND APPROPRIATION					
0050 General Fund Appropriation					
8000 General Fund	212,671	-	-	(212,671)	(100.00%)
REVENUE CATEGORIES					
8000 General Fund	212,671	-	-	(212,671)	(100.00%)
TOTAL REVENUE CATEGORIES	\$212,671	-	-	(\$212,671)	(100.00%)
AVAILABLE REVENUES					
8000 General Fund	212,671	-	-	(212,671)	(100.00%)
TOTAL AVAILABLE REVENUES	\$212,671	-	-	(\$212,671)	(100.00%)
EXPENDITURES					
PERSONAL SERVICES					
SALARIES & WAGES					
3110 Class/Unclass Sal. and Per Diem					
8000 General Fund	130,608	-	-	(130,608)	(100.00%)
SALARIES & WAGES					
8000 General Fund	130,608	-	-	(130,608)	(100.00%)
TOTAL SALARIES & WAGES	\$130,608	-	-	(\$130,608)	(100.00%)
OTHER PAYROLL EXPENSES					

Higher Education Coordinating Commission

Agency Number: 52500

Package Comparison Report - Detail
 2019-21 Biennium
 HECC Operations

Cross Reference Number: 52500-101-00-00-00000
 Package: Oregon Opportunity Grant & Support
 Pkg Group: POL Pkg Type: POL Pkg Number: 301

Description	Agency Request Budget (V-01)	Governor's Budget (Y-01)		Column 2 Minus Column 1	% Change from Column 1 to Column 2
	Column 1	Column 2	Column 2		
3210 Empl. Rel. Bd. Assessments					
8000 General Fund	61	-	-	(61)	(100.00%)
3220 Public Employees Retire Cont					
8000 General Fund	22,164	-	-	(22,164)	(100.00%)
3230 Social Security Taxes					
8000 General Fund	9,991	-	-	(9,991)	(100.00%)
3250 Workers Comp. Assess. (WCD)					
8000 General Fund	58	-	-	(58)	(100.00%)
3260 Mass Transit Tax					
8000 General Fund	784	-	-	(784)	(100.00%)
3270 Flexible Benefits					
8000 General Fund	35,184	-	-	(35,184)	(100.00%)
OTHER PAYROLL EXPENSES					
8000 General Fund	68,242	-	-	(68,242)	(100.00%)
TOTAL OTHER PAYROLL EXPENSES	\$68,242	-	-	(\$68,242)	(100.00%)
PERSONAL SERVICES					
8000 General Fund	198,850	-	-	(198,850)	(100.00%)
TOTAL PERSONAL SERVICES	\$198,850	-	-	(\$198,850)	(100.00%)
SERVICES & SUPPLIES					

Higher Education Coordinating Commission

Agency Number: 52500

Package Comparison Report - Detail
 2019-21 Biennium
 HECC Operations

Cross Reference Number: 52500-101-00-00-00000
 Package: Oregon Opportunity Grant & Support
 Pkg Group: POL Pkg Type: POL Pkg Number: 301

Description	Agency Request Budget (V-01)	Governor's Budget (Y-01)		Column 2 Minus Column 1	% Change from Column 1 to Column 2
	Column 1	Column 1	Column 2		
4100 Instate Travel					
8000 General Fund	739	-	-	(739)	(100.00%)
4150 Employee Training					
8000 General Fund	3,832	-	-	(3,832)	(100.00%)
4175 Office Expenses					
8000 General Fund	2,189	-	-	(2,189)	(100.00%)
4200 Telecommunications					
8000 General Fund	1,642	-	-	(1,642)	(100.00%)
4250 Data Processing					
8000 General Fund	712	-	-	(712)	(100.00%)
4275 Publicity and Publications					
8000 General Fund	547	-	-	(547)	(100.00%)
4375 Employee Recruitment and Develop					
8000 General Fund	438	-	-	(438)	(100.00%)
4400 Dues and Subscriptions					
8000 General Fund	547	-	-	(547)	(100.00%)
4650 Other Services and Supplies					
8000 General Fund	547	-	-	(547)	(100.00%)
4700 Expendable Prop 250 - 5000					

Higher Education Coordinating Commission

Agency Number: 52500

Package Comparison Report - Detail
 2019-21 Biennium
 HECC Operations

Cross Reference Number: 52500-101-00-00-00000
 Package: Oregon Opportunity Grant & Support
 Pkg Group: POL Pkg Type: POL Pkg Number: 301

Description	Agency Request Budget (V-01)		Governor's Budget (Y-01)		Column 2 Minus Column 1	% Change from Column 1 to Column 2
	Column 1	Column 2	Column 1	Column 2		
8000 General Fund	2,628	-	(2,628)			(100.00%)
SERVICES & SUPPLIES						
8000 General Fund	13,821	-	(13,821)			(100.00%)
TOTAL SERVICES & SUPPLIES	\$13,821	-	(\$13,821)			(100.00%)
EXPENDITURES						
8000 General Fund	212,671	-	(212,671)			(100.00%)
TOTAL EXPENDITURES	\$212,671	-	(\$212,671)			(100.00%)
ENDING BALANCE						
8000 General Fund	-	-	0			0.00%
TOTAL ENDING BALANCE	-	-	\$0			0.00%

AUTHORIZED POSITIONS

8150 Class/Unclass Positions	1	-	(1)			(100.00%)
AUTHORIZED FTE						
8250 Class/Unclass FTE Positions	1.00	-	(1.00)			(100.00%)

Higher Education Coordinating Commission

Agency Number: 52500

Package Comparison Report - Detail
 2019-21 Biennium
 HECC Operations

Cross Reference Number: 52500-101-00-00-00000
 Package: Native American College Access Grant
 Pkg Group: POL Pkg Type: POL Pkg Number: 305

Description	Agency Request Budget (V-01)	Governor's Budget (Y-01)		Column 2 Minus Column 1	% Change from Column 1 to Column 2
	Column 1	Column 1	Column 2		
REVENUE CATEGORIES					
GENERAL FUND APPROPRIATION					
0050 General Fund Appropriation					
8000 General Fund	212,671	-		(212,671)	(100.00%)
REVENUE CATEGORIES					
8000 General Fund	212,671	-		(212,671)	(100.00%)
TOTAL REVENUE CATEGORIES	\$212,671	-		(\$212,671)	(100.00%)
AVAILABLE REVENUES					
8000 General Fund	212,671	-		(212,671)	(100.00%)
TOTAL AVAILABLE REVENUES	\$212,671	-		(\$212,671)	(100.00%)
EXPENDITURES					
PERSONAL SERVICES					
SALARIES & WAGES					
3110 Class/Uncl. Sal. and Per Diem					
8000 General Fund	130,608	-		(130,608)	(100.00%)
SALARIES & WAGES					
8000 General Fund	130,608	-		(130,608)	(100.00%)
TOTAL SALARIES & WAGES	\$130,608	-		(\$130,608)	(100.00%)
OTHER PAYROLL EXPENSES					

Higher Education Coordinating Commission

Agency Number: 52500

Package Comparison Report - Detail
 2019-21 Biennium
 HECC Operations

Cross Reference Number: 52500-101-00-00-00000
 Package: Native American College Access Grant
 Pkg Group: POL Pkg Type: POL Pkg Number: 305

Description	Agency Request Budget (V-01)		Governor's Budget (Y-01)		Column 2 Minus Column 1	% Change from Column 1 to Column 2
	Column 1	Column 2	Column 1	Column 2		
3210 Empl. Rel. Bd. Assessments						
8000 General Fund	61	-	(61)			(100.00%)
3220 Public Employees Retire Cont						
8000 General Fund	22,164	-	(22,164)			(100.00%)
3230 Social Security Taxes						
8000 General Fund	9,991	-	(9,991)			(100.00%)
3250 Workers Comp. Assess. (WCD)						
8000 General Fund	58	-	(58)			(100.00%)
3260 Mass Transit Tax						
8000 General Fund	784	-	(784)			(100.00%)
3270 Flexible Benefits						
8000 General Fund	35,184	-	(35,184)			(100.00%)
OTHER PAYROLL EXPENSES						
8000 General Fund	68,242	-	(68,242)			(100.00%)
TOTAL OTHER PAYROLL EXPENSES	\$68,242	-	(\$68,242)			(100.00%)
PERSONAL SERVICES						
8000 General Fund	198,850	-	(198,850)			(100.00%)
TOTAL PERSONAL SERVICES	\$198,850	-	(\$198,850)			(100.00%)
SERVICES & SUPPLIES						

Higher Education Coordinating Commission

Agency Number: 52500

Package Comparison Report - Detail
 2019-21 Biennium
 HECC Operations

Cross Reference Number: 52500-101-00-00-00000
 Package: Native American College Access Grant
 Pkg Group: POL Pkg Type: POL Pkg Number: 305

Description	Agency Request Budget (V-01)		Governor's Budget (Y-01)		Column 2 Minus Column 1	% Change from Column 1 to Column 2
	Column 1	Column 2	Column 1	Column 2		
4100 Instate Travel						
8000 General Fund	739	-	(739)	-	(739)	(100.00%)
4150 Employee Training						
8000 General Fund	3,832	-	(3,832)	-	(3,832)	(100.00%)
4175 Office Expenses						
8000 General Fund	2,189	-	(2,189)	-	(2,189)	(100.00%)
4200 Telecommunications						
8000 General Fund	1,642	-	(1,642)	-	(1,642)	(100.00%)
4250 Data Processing						
8000 General Fund	712	-	(712)	-	(712)	(100.00%)
4275 Publicity and Publications						
8000 General Fund	547	-	(547)	-	(547)	(100.00%)
4375 Employee Recruitment and Develop						
8000 General Fund	438	-	(438)	-	(438)	(100.00%)
4400 Dues and Subscriptions						
8000 General Fund	547	-	(547)	-	(547)	(100.00%)
4650 Other Services and Supplies						
8000 General Fund	547	-	(547)	-	(547)	(100.00%)
4700 Expendable Prop 250 - 5000						

Higher Education Coordinating Commission

Agency Number: 52500

Package Comparison Report - Detail
 2019-21 Biennium
 HECC Operations

Cross Reference Number: 52500-101-00-00-00000
 Package: Native American College Access Grant
 Pkg Group: POL Pkg Type: POL Pkg Number: 305

Description	Agency Request Budget (V-01)		Governor's Budget (Y-01)		Column 2 Minus Column 1	% Change from Column 1 to Column 2
	Column 1	Column 2	Column 1	Column 2		
8000 General Fund	2,628	-	(2,628)	(100.00%)		
SERVICES & SUPPLIES						
8000 General Fund	13,821	-	(13,821)	(100.00%)		
TOTAL SERVICES & SUPPLIES	\$13,821	-	(\$13,821)	(100.00%)		
EXPENDITURES						
8000 General Fund	212,671	-	(212,671)	(100.00%)		
TOTAL EXPENDITURES	\$212,671	-	(\$212,671)	(100.00%)		
ENDING BALANCE						
8000 General Fund	-	-	0	0.00%		
TOTAL ENDING BALANCE	-	-	\$0	0.00%		
AUTHORIZED POSITIONS						
8150 Class/Unclass Positions	1	-	(1)	(100.00%)		
AUTHORIZED FTE						
8250 Class/Unclass FTE Positions	1.00	-	(1.00)	(100.00%)		

Higher Education Coordinating Commission

Agency Number: 52500

Package Comparison Report - Detail
 2019-21 Biennium
 HECC Operations

Cross Reference Number: 52500-101-00-00-00000
 Package: Campus Safety Investments
 Pkg Group: POL Pkg Type: POL Pkg Number: 306

Description	Agency Request Budget (V-01)	Governor's Budget (Y-01)		Column 2 Minus Column 1	% Change from Column 1 to Column 2
	Column 1	Column 1	Column 2		
REVENUE CATEGORIES					
GENERAL FUND APPROPRIATION					
0050 General Fund Appropriation					
8000 General Fund	15,000,000	-	-	(15,000,000)	(100.00%)
REVENUE CATEGORIES					
8000 General Fund	15,000,000	-	-	(15,000,000)	(100.00%)
TOTAL REVENUE CATEGORIES	\$15,000,000	-	-	(\$15,000,000)	(100.00%)
AVAILABLE REVENUES					
8000 General Fund	15,000,000	-	-	(15,000,000)	(100.00%)
TOTAL AVAILABLE REVENUES	\$15,000,000	-	-	(\$15,000,000)	(100.00%)
EXPENDITURES					
SPECIAL PAYMENTS					
6045 Dist to Comm College Districts					
8000 General Fund	7,500,000	-	-	(7,500,000)	(100.00%)
6048 Spc Pmt to Public Universities					
8000 General Fund	7,500,000	-	-	(7,500,000)	(100.00%)
SPECIAL PAYMENTS					
8000 General Fund	15,000,000	-	-	(15,000,000)	(100.00%)
TOTAL SPECIAL PAYMENTS	\$15,000,000	-	-	(\$15,000,000)	(100.00%)

Higher Education Coordinating Commission

Agency Number: 52500

Package Comparison Report - Detail
 2019-21 Biennium
 HECC Operations

Cross Reference Number: 52500-101-00-00-000000
 Package: Campus Safety Investments
 Pkg Group: POL Pkg Type: POL Pkg Number: 306

Description	Agency Request Budget (V-01)	Governor's Budget (Y-01)		Column 2 Minus Column 1	% Change from Column 1 to Column 2
	Column 1	Column 1	Column 2		
EXPENDITURES					
8000 General Fund	15,000,000	-	-	(15,000,000)	(100.00%)
TOTAL EXPENDITURES	\$15,000,000	-	-	(\$15,000,000)	(100.00%)
ENDING BALANCE					
8000 General Fund	-	-	-	0	0.00%
TOTAL ENDING BALANCE	-	-	-	\$0	0.00%

Higher Education Coordinating Commission

Agency Number: 52500

Package Comparison Report - Detail
 2019-21 Biennium
 HECC Operations

Cross Reference Number: 52500-101-00-00-00000
 Package: Adjust Personnel Budget
 Pkg Group: POL Pkg Type: POL Pkg Number: 311

Description	Agency Request Budget (V-01)	Governor's Budget (Y-01)		Column 2 Minus Column 1	% Change from Column 1 to Column 2
	Column 1	Column 1	Column 2		
EXPENDITURES					
PERSONAL SERVICES					
SALARIES & WAGES					
3110 Class/Unclass Sal. and Per Diem					
8000 General Fund	(99,632)	(99,632)	(99,632)	0	0.00%
3400 Other Funds Ltd	(12,479)	(12,479)	(12,479)	0	0.00%
6400 Federal Funds Ltd	159,703	159,703	159,703	0	0.00%
All Funds	47,592	47,592	47,592	0	0.00%
SALARIES & WAGES					
8000 General Fund	(99,632)	(99,632)	(99,632)	0	0.00%
3400 Other Funds Ltd	(12,479)	(12,479)	(12,479)	0	0.00%
6400 Federal Funds Ltd	159,703	159,703	159,703	0	0.00%
TOTAL SALARIES & WAGES	\$47,592	\$47,592	\$47,592	\$0	0.00%
OTHER PAYROLL EXPENSES					
3210 Empl. Rel. Bd. Assessments					
8000 General Fund	(36)	(36)	(36)	0	0.00%
3400 Other Funds Ltd	(4)	(4)	(4)	0	0.00%
6400 Federal Funds Ltd	40	40	40	0	0.00%
All Funds	-	-	-	0	0.00%

Higher Education Coordinating Commission

Agency Number: 52500

Package Comparison Report - Detail
 2019-21 Biennium
 HECC Operations

Cross Reference Number: 52500-101-00-00-00000
 Package: Adjust Personnel Budget
 Pkg Group: POL Pkg Type: POL Pkg Number: 311

Description	Agency Request Budget (V-01)	Governor's Budget (Y-01)		Column 2 Minus Column 1	% Change from Column 1 to Column 2
	Column 1	Column 2	Column 2		
3220 Public Employees Retire Cont					
8000 General Fund	(16,909)	(16,909)		0	0.00%
3400 Other Funds Ltd	(2,117)	(2,117)		0	0.00%
6400 Federal Funds Ltd	27,101	27,101		0	0.00%
All Funds	8,075	8,075		0	0.00%
3230 Social Security Taxes					
8000 General Fund	(7,658)	(7,658)		0	0.00%
3400 Other Funds Ltd	(963)	(963)		0	0.00%
6400 Federal Funds Ltd	12,188	12,188		0	0.00%
All Funds	3,567	3,567		0	0.00%
3250 Workers Comp. Assess. (WCD)					
8000 General Fund	(32)	(32)		0	0.00%
3400 Other Funds Ltd	(6)	(6)		0	0.00%
6400 Federal Funds Ltd	38	38		0	0.00%
All Funds	-	-		0	0.00%
3260 Mass Transit Tax					
8000 General Fund	(598)	(598)		0	0.00%
3400 Other Funds Ltd	(75)	(75)		0	0.00%
All Funds	(673)	(673)		0	0.00%

Higher Education Coordinating Commission

Agency Number: 52500

Package Comparison Report - Detail
 2019-21 Biennium
 HECC Operations

Cross Reference Number: 52500-101-00-00-00000
 Package: Adjust Personnel Budget
 Pkg Group: POL Pkg Type: POL Pkg Number: 311

Description	Agency Request Budget (V-01)		Governor's Budget (Y-01)		Column 2 Minus Column 1	% Change from Column 1 to Column 2
	Column 1	Column 2	Column 1	Column 2		
3270 Flexible Benefits						
8000 General Fund	(20,054)	(20,054)	0	0	0	0.00%
3400 Other Funds Ltd	(2,816)	(2,816)	0	0	0	0.00%
6400 Federal Funds Ltd	22,870	22,870	0	0	0	0.00%
All Funds	-	-	0	0	0	0.00%
OTHER PAYROLL EXPENSES						
8000 General Fund	(45,287)	(45,287)	0	0	0	0.00%
3400 Other Funds Ltd	(5,981)	(5,981)	0	0	0	0.00%
6400 Federal Funds Ltd	62,237	62,237	0	0	0	0.00%
TOTAL OTHER PAYROLL EXPENSES	\$10,969	\$10,969	\$0	\$0	\$0	0.00%
PERSONAL SERVICES						
8000 General Fund	(144,919)	(144,919)	0	0	0	0.00%
3400 Other Funds Ltd	(18,460)	(18,460)	0	0	0	0.00%
6400 Federal Funds Ltd	221,940	221,940	0	0	0	0.00%
TOTAL PERSONAL SERVICES	\$58,561	\$58,561	\$0	\$0	\$0	0.00%
SERVICES & SUPPLIES						
4300 Professional Services						
8000 General Fund	144,919	144,919	0	0	0	0.00%
3400 Other Funds Ltd	18,460	18,460	0	0	0	0.00%

Higher Education Coordinating Commission

Agency Number: 52500

Package Comparison Report - Detail
 2019-21 Biennium
 HECC Operations

Cross Reference Number: 52500-101-00-00-00000
 Package: Adjust Personnel Budget
 Pkg Group: POL Pkg Type: POL Pkg Number: 311

Description	Agency Request Budget (V-01)	Governor's Budget (Y-01)		Column 2 Minus Column 1	% Change from Column 1 to Column 2
	Column 1	Column 2	Column 2 Minus Column 1		
6400 Federal Funds Ltd	(221,940)	(221,940)	0	0	0.00%
All Funds	(58,561)	(58,561)	0	0	0.00%
SERVICES & SUPPLIES					
8000 General Fund	144,919	144,919	0	0	0.00%
3400 Other Funds Ltd	18,460	18,460	0	0	0.00%
6400 Federal Funds Ltd	(221,940)	(221,940)	0	0	0.00%
TOTAL SERVICES & SUPPLIES	(\$58,561)	(\$58,561)	\$0	\$0	0.00%
EXPENDITURES					
8000 General Fund	-	-	0	0	0.00%
3400 Other Funds Ltd	-	-	0	0	0.00%
6400 Federal Funds Ltd	-	-	0	0	0.00%
TOTAL EXPENDITURES	-	-	\$0	\$0	0.00%
ENDING BALANCE					
8000 General Fund	-	-	0	0	0.00%
3400 Other Funds Ltd	-	-	0	0	0.00%
6400 Federal Funds Ltd	-	-	0	0	0.00%
TOTAL ENDING BALANCE	-	-	\$0	\$0	0.00%

Higher Education Coordinating Commission

Agency Number: 52500

Package Comparison Report - Detail
 2019-21 Biennium
 HECC Operations

Cross Reference Number: 52500-101-00-00-00000
 Package: Veterans Education Staffing
 Pkg Group: POL Pkg Type: POL Pkg Number: 312

Description	Agency Request Budget (V-01)	Governor's Budget (Y-01)		Column 2 Minus Column 1	% Change from Column 1 to Column 2
	Column 1	Column 1	Column 2		
REVENUE CATEGORIES					
FEDERAL FUNDS REVENUE					
0995 Federal Funds					
6400 Federal Funds Ltd	149,886	-	-	(149,886)	(100.00%)
REVENUE CATEGORIES					
6400 Federal Funds Ltd	149,886	-	-	(149,886)	(100.00%)
TOTAL REVENUE CATEGORIES	\$149,886	-	-	(\$149,886)	(100.00%)
AVAILABLE REVENUES					
6400 Federal Funds Ltd	149,886	-	-	(149,886)	(100.00%)
TOTAL AVAILABLE REVENUES	\$149,886	-	-	(\$149,886)	(100.00%)
EXPENDITURES					
PERSONAL SERVICES					
SALARIES & WAGES					
3110 Class/Unclass Sal. and Per Diem					
6400 Federal Funds Ltd	85,560	-	-	(85,560)	(100.00%)
SALARIES & WAGES					
6400 Federal Funds Ltd	85,560	-	-	(85,560)	(100.00%)
TOTAL SALARIES & WAGES	\$85,560	-	-	(\$85,560)	(100.00%)
OTHER PAYROLL EXPENSES					

Higher Education Coordinating Commission

Agency Number: 52500

Package Comparison Report - Detail
 2019-21 Biennium
 HECC Operations

Cross Reference Number: 52500-101-00-00-00000
 Package: Veterans Education Staffing
 Pkg Group: POL Pkg Type: POL Pkg Number: 312

Description	Agency Request Budget (V-01)		Governor's Budget (Y-01)		Column 2 Minus Column 1	% Change from Column 1 to Column 2
	Column 1	Column 2	Column 1	Column 2		
3210 Empl. Rel. Bd. Assessments						
6400 Federal Funds Ltd	61	-	(61)	-	(100.00%)	
3220 Public Employees Retire Cont						
6400 Federal Funds Ltd	14,520	-	(14,520)	-	(100.00%)	
3230 Social Security Taxes						
6400 Federal Funds Ltd	6,545	-	(6,545)	-	(100.00%)	
3250 Workers Comp. Assess. (WCD)						
6400 Federal Funds Ltd	58	-	(58)	-	(100.00%)	
3270 Flexible Benefits						
6400 Federal Funds Ltd	35,184	-	(35,184)	-	(100.00%)	
OTHER PAYROLL EXPENSES						
6400 Federal Funds Ltd	56,368	-	(56,368)	-	(100.00%)	
TOTAL OTHER PAYROLL EXPENSES	\$56,368	-	(\$56,368)	-	(100.00%)	
PERSONAL SERVICES						
6400 Federal Funds Ltd	141,928	-	(141,928)	-	(100.00%)	
TOTAL PERSONAL SERVICES	\$141,928	-	(\$141,928)	-	(100.00%)	
SERVICES & SUPPLIES						
4100 Instate Travel						
6400 Federal Funds Ltd	295	-	(295)	-	(100.00%)	

Higher Education Coordinating Commission

Agency Number: 52500

Package Comparison Report - Detail
 2019-21 Biennium
 HECC Operations

Cross Reference Number: 52500-101-00-00-00000
 Package: Veterans Education Staffing
 Pkg Group: POL Pkg Type: POL Pkg Number: 312

Description	Agency Request Budget (V-01)		Governor's Budget (Y-01)		Column 2 Minus Column 1	% Change from Column 1 to Column 2
	Column 1	Column 2	Column 1	Column 2		
4150 Employee Training						
6400 Federal Funds Ltd	1,477	-	-	-	(1,477)	(100.00%)
4175 Office Expenses						
6400 Federal Funds Ltd	1,861	-	-	-	(1,861)	(100.00%)
4200 Telecommunications						
6400 Federal Funds Ltd	1,642	-	-	-	(1,642)	(100.00%)
4250 Data Processing						
6400 Federal Funds Ltd	438	-	-	-	(438)	(100.00%)
4275 Publicity and Publications						
6400 Federal Funds Ltd	219	-	-	-	(219)	(100.00%)
4375 Employee Recruitment and Develop						
6400 Federal Funds Ltd	219	-	-	-	(219)	(100.00%)
4400 Dues and Subscriptions						
6400 Federal Funds Ltd	219	-	-	-	(219)	(100.00%)
4650 Other Services and Supplies						
6400 Federal Funds Ltd	274	-	-	-	(274)	(100.00%)
4700 Expendable Prop 250 - 5000						
6400 Federal Funds Ltd	1,314	-	-	-	(1,314)	(100.00%)
SERVICES & SUPPLIES						

Higher Education Coordinating Commission

Agency Number: 52500

Package Comparison Report - Detail
 2019-21 Biennium
 HECC Operations

Cross Reference Number: 52500-101-00-00-00000
 Package: Veterans Education Staffing
 Pkg Group: POL Pkg Type: POL Pkg Number: 312

Description	Agency Request Budget (V-01)		Governor's Budget (Y-01)		Column 2 Minus Column 1	% Change from Column 1 to Column 2
	Column 1	Column 2	Column 1	Column 2		
6400 Federal Funds Ltd	7,958	-	(7,958)	(100.00%)		
TOTAL SERVICES & SUPPLIES	\$7,958	-	(\$7,958)	(100.00%)		
EXPENDITURES						
6400 Federal Funds Ltd	149,886	-	(149,886)	(100.00%)		
TOTAL EXPENDITURES	\$149,886	-	(\$149,886)	(100.00%)		
ENDING BALANCE						
6400 Federal Funds Ltd	-	-	0	0.00%		
TOTAL ENDING BALANCE	-	-	\$0	0.00%		
AUTHORIZED POSITIONS						
8150 Class/Unclass Positions	1	-	(1)	(100.00%)		
AUTHORIZED FTE						
8250 Class/Unclass FTE Positions	1.00	-	(1.00)	(100.00%)		

Higher Education Coordinating Commission

Agency Number: 52500

Package Comparison Report - Detail
 2019-21 Biennium
 HECC Operations

Cross Reference Number: 52500-101-00-00-000000
 Package: EOU-New Residence Hall
 Pkg Group: POL Pkg Type: POL Pkg Number: 400

Description	Agency Request Budget (V-01)		Governor's Budget (Y-01)		Column 2 Minus Column 1	% Change from Column 1 to Column 2
	Column 1	Column 2	Column 1	Column 2		
REVENUE CATEGORIES						
BOND SALES						
0555 General Fund Obligation Bonds						
3400 Other Funds Ltd	265,000		265,000	0		0.00%
BOND SALES						
3400 Other Funds Ltd	265,000		265,000	0		0.00%
TOTAL BOND SALES	\$265,000		\$265,000	\$0		0.00%
REVENUE CATEGORIES						
3400 Other Funds Ltd	265,000		265,000	0		0.00%
TOTAL REVENUE CATEGORIES	\$265,000		\$265,000	\$0		0.00%
AVAILABLE REVENUES						
3400 Other Funds Ltd	265,000		265,000	0		0.00%
TOTAL AVAILABLE REVENUES	\$265,000		\$265,000	\$0		0.00%
EXPENDITURES						
SERVICES & SUPPLIES						
4650 Other Services and Supplies						
3400 Other Funds Ltd	265,000		265,000	0		0.00%
SERVICES & SUPPLIES						
3400 Other Funds Ltd	265,000		265,000	0		0.00%

Higher Education Coordinating Commission

Agency Number: 52500

Package Comparison Report - Detail
 2019-21 Biennium
 HECC Operations

Cross Reference Number: 52500-101-00-00-00000
 Package: EOU-New Residence Hall
 Pkg Group: POL Pkg Type: POL Pkg Number: 400

Description	Agency Request Budget (V-01)	Governor's Budget (Y-01)		Column 2 Minus Column 1	% Change from Column 1 to Column 2
	Column 1	Column 2	Column 2		
TOTAL SERVICES & SUPPLIES	\$265,000	\$265,000	\$265,000	\$0	0.00%
EXPENDITURES					
3400 Other Funds Ltd	265,000	265,000	265,000	0	0.00%
TOTAL EXPENDITURES	\$265,000	\$265,000	\$265,000	\$0	0.00%
ENDING BALANCE					
3400 Other Funds Ltd	-	-	-	0	0.00%
TOTAL ENDING BALANCE	-	-	-	\$0	0.00%

Higher Education Coordinating Commission

Agency Number: 52500

Package Comparison Report - Detail

Cross Reference Number: 52500-101-00-00-000000

2019-21 Biennium

Package: PSU-12th & Market Residence Hal

HECC Operations

Pkg Group: POL Pkg Type: POL Pkg Number: 401

Description	Agency Request Budget (V-01)		Governor's Budget (Y-01)		Column 2 Minus Column 1	% Change from Column 1 to Column 2
	Column 1	Column 2	Column 1	Column 2		
REVENUE CATEGORIES						
BOND SALES						
0555 General Fund Obligation Bonds						
3400 Other Funds Ltd	685,000	755,000	755,000	755,000	70,000	10.22%
BOND SALES						
3400 Other Funds Ltd	685,000	755,000	755,000	755,000	70,000	10.22%
TOTAL BOND SALES	\$685,000	\$755,000	\$755,000	\$755,000	\$70,000	10.22%
REVENUE CATEGORIES						
3400 Other Funds Ltd	685,000	755,000	755,000	755,000	70,000	10.22%
TOTAL REVENUE CATEGORIES	\$685,000	\$755,000	\$755,000	\$755,000	\$70,000	10.22%
AVAILABLE REVENUES						
3400 Other Funds Ltd	685,000	755,000	755,000	755,000	70,000	10.22%
TOTAL AVAILABLE REVENUES	\$685,000	\$755,000	\$755,000	\$755,000	\$70,000	10.22%
EXPENDITURES						
SERVICES & SUPPLIES						
4650 Other Services and Supplies						
3400 Other Funds Ltd	685,000	755,000	755,000	755,000	70,000	10.22%
SERVICES & SUPPLIES						
3400 Other Funds Ltd	685,000	755,000	755,000	755,000	70,000	10.22%

Higher Education Coordinating Commission

Agency Number: 52500

Package Comparison Report - Detail

Cross Reference Number: 52500-101-00-00-000000

2019-21 Biennium

Package: PSU-12th & Market Residence Hal

HECC Operations

Pkg Group: POL Pkg Type: POL Pkg Number: 401

Description	Agency Request Budget (V-01)		Governor's Budget (Y-01)		Column 2 Minus Column 1	% Change from Column 1 to Column 2
	Column 1	Column 2	Column 1	Column 2		
TOTAL SERVICES & SUPPLIES	\$685,000	\$755,000	\$755,000	\$70,000		10.22%
EXPENDITURES						
3400 Other Funds Ltd	685,000	755,000	755,000	70,000		10.22%
TOTAL EXPENDITURES	\$685,000	\$755,000	\$755,000	\$70,000		10.22%
ENDING BALANCE						
3400 Other Funds Ltd	-	-	-	0		0.00%
TOTAL ENDING BALANCE	-	-	-	\$0		0.00%

Higher Education Coordinating Commission

Agency Number: 52500

Package Comparison Report - Detail

Cross Reference Number: 52500-101-00-00-000000

2019-21 Biennium

Package: PSU-University Center Bldg Land Purchase

HECC Operations

Pkg Group: POL Pkg Type: POL Pkg Number: 402

Description	Agency Request Budget (V-01)	Governor's Budget (Y-01)		% Change from Column 1 to Column 2
	Column 1	Column 2	Column 2 Minus Column 1	
REVENUE CATEGORIES				
BOND SALES				
0555 General Fund Obligation Bonds				
3400 Other Funds Ltd	270,000	270,000	0	0.00%
BOND SALES				
3400 Other Funds Ltd	270,000	270,000	0	0.00%
TOTAL BOND SALES	\$270,000	\$270,000	\$0	0.00%
REVENUE CATEGORIES				
3400 Other Funds Ltd	270,000	270,000	0	0.00%
TOTAL REVENUE CATEGORIES	\$270,000	\$270,000	\$0	0.00%
AVAILABLE REVENUES				
3400 Other Funds Ltd	270,000	270,000	0	0.00%
TOTAL AVAILABLE REVENUES	\$270,000	\$270,000	\$0	0.00%
EXPENDITURES				
SERVICES & SUPPLIES				
4650 Other Services and Supplies				
3400 Other Funds Ltd	270,000	270,000	0	0.00%
SERVICES & SUPPLIES				
3400 Other Funds Ltd	270,000	270,000	0	0.00%

Higher Education Coordinating Commission

Agency Number: 52500

Package Comparison Report - Detail
 2019-21 Biennium
 HECC Operations

Cross Reference Number: 52500-101-00-00-00000
 Package: PSU-University Center Bldg Land Purchase
 Pkg Group: POL Pkg Type: POL Pkg Number: 402

Description	Agency Request Budget (V-01)		Governor's Budget (Y-01)		Column 2 Minus Column 1	% Change from Column 1 to Column 2
	Column 1	Column 2	Column 1	Column 2		
TOTAL SERVICES & SUPPLIES	\$270,000	\$270,000	\$0	\$0	\$0	0.00%
EXPENDITURES						
3400 Other Funds Ltd	270,000	270,000	0	0	0	0.00%
TOTAL EXPENDITURES	\$270,000	\$270,000	\$0	\$0	\$0	0.00%
ENDING BALANCE						
3400 Other Funds Ltd	-	-	0	0	0	0.00%
TOTAL ENDING BALANCE	-	-	\$0	\$0	\$0	0.00%

Higher Education Coordinating Commission

Agency Number: 52500

Package Comparison Report - Detail
 2019-21 Biennium
 HECC Operations

Cross Reference Number: 52500-101-00-00-00000
 Package: WOU-Valsetz Dining / Aux Services
 Pkg Group: POL Pkg Type: POL Pkg Number: 403

Description	Agency Request Budget (V-01)	Governor's Budget (Y-01)	Column 2 Minus Column 1	% Change from Column 1 to Column 2
	Column 1	Column 2		
REVENUE CATEGORIES				
BOND SALES				
0555 General Fund Obligation Bonds				
3400 Other Funds Ltd	55,000	55,000	0	0.00%
BOND SALES				
3400 Other Funds Ltd	55,000	55,000	0	0.00%
TOTAL BOND SALES	\$55,000	\$55,000	\$0	0.00%
REVENUE CATEGORIES				
3400 Other Funds Ltd	55,000	55,000	0	0.00%
TOTAL REVENUE CATEGORIES	\$55,000	\$55,000	\$0	0.00%
AVAILABLE REVENUES				
3400 Other Funds Ltd	55,000	55,000	0	0.00%
TOTAL AVAILABLE REVENUES	\$55,000	\$55,000	\$0	0.00%
EXPENDITURES				
SERVICES & SUPPLIES				
4650 Other Services and Supplies				
3400 Other Funds Ltd	55,000	55,000	0	0.00%
SERVICES & SUPPLIES				
3400 Other Funds Ltd	55,000	55,000	0	0.00%

Higher Education Coordinating Commission

Agency Number: 52500

Package Comparison Report - Detail
 2019-21 Biennium
 HECC Operations

Cross Reference Number: 52500-101-00-00-00000
 Package: WOU-Valsetz Dining / Aux Services
 Pkg Group: POL Pkg Type: POL Pkg Number: 403

Description	Agency Request Budget (V-01)	Governor's Budget (Y-01)	Column 2 Minus Column 1	% Change from Column 1 to Column 2
	Column 1	Column 2		
TOTAL SERVICES & SUPPLIES	\$55,000	\$55,000	\$0	0.00%
EXPENDITURES				
3400 Other Funds Ltd	55,000	55,000	0	0.00%
TOTAL EXPENDITURES	\$55,000	\$55,000	\$0	0.00%
ENDING BALANCE				
3400 Other Funds Ltd	-	-	0	0.00%
TOTAL ENDING BALANCE	-	-	\$0	0.00%

Higher Education Coordinating Commission

Agency Number: 52500

Package Comparison Report - Detail
 2019-21 Biennium
 HECC Operations

Cross Reference Number: 52500-101-00-00-00000
 Package: CC-Apprenticeship & Industrial Trades Center
 Pkg Group: POL Pkg Type: POL Pkg Number: 404

Description	Agency Request Budget (V-01)	Governor's Budget (Y-01)	Column 2 Minus Column 1	% Change from Column 1 to Column 2
	Column 1	Column 2		
REVENUE CATEGORIES				
BOND SALES				
0555 General Fund Obligation Bonds				
3400 Other Funds Ltd	55,000	55,000	0	0.00%
BOND SALES				
3400 Other Funds Ltd	55,000	55,000	0	0.00%
TOTAL BOND SALES	\$55,000	\$55,000	\$0	0.00%
REVENUE CATEGORIES				
3400 Other Funds Ltd	55,000	55,000	0	0.00%
TOTAL REVENUE CATEGORIES	\$55,000	\$55,000	\$0	0.00%
AVAILABLE REVENUES				
3400 Other Funds Ltd	55,000	55,000	0	0.00%
TOTAL AVAILABLE REVENUES	\$55,000	\$55,000	\$0	0.00%
EXPENDITURES				
SERVICES & SUPPLIES				
4650 Other Services and Supplies				
3400 Other Funds Ltd	55,000	55,000	0	0.00%
SERVICES & SUPPLIES				
3400 Other Funds Ltd	55,000	55,000	0	0.00%

Higher Education Coordinating Commission

Agency Number: 52500

Package Comparison Report - Detail

Cross Reference Number: 52500-101-00-00-000000

2019-21 Biennium

Package: CC-Apprenticeship & Industrial Trades Center

HECC Operations

Pkg Group: POL Pkg Type: POL Pkg Number: 404

Description	Agency Request Budget (V-01)	Governor's Budget (Y-01)		Column 2 Minus Column 1	% Change from Column 1 to Column 2
	Column 1	Column 2			
TOTAL SERVICES & SUPPLIES	\$55,000	\$55,000	\$0		0.00%
EXPENDITURES					
3400 Other Funds Ltd	55,000	55,000	0		0.00%
TOTAL EXPENDITURES	\$55,000	\$55,000	\$0		0.00%
ENDING BALANCE					
3400 Other Funds Ltd	-	-	0		0.00%
TOTAL ENDING BALANCE	-	-	\$0		0.00%

Higher Education Coordinating Commission

Agency Number: 52500

Package Comparison Report - Detail
 2019-21 Biennium
 HECC Operations

Cross Reference Number: 52500-101-00-00-00000
 Package: CC-Nursing-Allied Health Professions Center
 Pkg Group: POL Pkg Type: POL Pkg Number: 405

Description	Agency Request Budget (V-01)	Governor's Budget (Y-01)		Column 2 Minus Column 1	% Change from Column 1 to Column 2
	Column 1	Column 1	Column 2		
REVENUE CATEGORIES					
BOND SALES					
0555 General Fund Obligation Bonds					
3400 Other Funds Ltd	65,000	-	-	(65,000)	(100.00%)
BOND SALES					
3400 Other Funds Ltd	65,000	-	-	(65,000)	(100.00%)
TOTAL BOND SALES	\$65,000	-	-	(\$65,000)	(100.00%)
REVENUE CATEGORIES					
3400 Other Funds Ltd	65,000	-	-	(65,000)	(100.00%)
TOTAL REVENUE CATEGORIES	\$65,000	-	-	(\$65,000)	(100.00%)
AVAILABLE REVENUES					
3400 Other Funds Ltd	65,000	-	-	(65,000)	(100.00%)
TOTAL AVAILABLE REVENUES	\$65,000	-	-	(\$65,000)	(100.00%)
EXPENDITURES					
SERVICES & SUPPLIES					
4650 Other Services and Supplies					
3400 Other Funds Ltd	65,000	-	-	(65,000)	(100.00%)
SERVICES & SUPPLIES					
3400 Other Funds Ltd	65,000	-	-	(65,000)	(100.00%)

Higher Education Coordinating Commission

Agency Number: 52500

Package Comparison Report - Detail

Cross Reference Number: 52500-101-00-00-00000

2019-21 Biennium

Package: CC-Nursing-Allied Health Professions Center

HECC Operations

Pkg Group: POL Pkg Type: POL Pkg Number: 405

Description	Agency Request Budget (V-01)	Governor's Budget (Y-01)		Column 2 Minus Column 1	% Change from Column 1 to Column 2
	Column 1	Column 1	Column 2		
TOTAL SERVICES & SUPPLIES	\$65,000	-	-	(\$65,000)	(100.00%)
EXPENDITURES					
3400 Other Funds Ltd	65,000	-	-	(65,000)	(100.00%)
TOTAL EXPENDITURES	\$65,000	-	-	(\$65,000)	(100.00%)
ENDING BALANCE					
3400 Other Funds Ltd	-	-	-	0	0.00%
TOTAL ENDING BALANCE	-	-	-	\$0	0.00%

Higher Education Coordinating Commission

Agency Number: 52500

Package Comparison Report - Detail
 2019-21 Biennium
 HECC Operations

Cross Reference Number: 52500-101-00-00-00000
 Package: CC-Remond Campus General-Purpose Classroom
 Pkg Group: POL Pkg Type: POL Pkg Number: 406

Description	Agency Request Budget (V-01)	Governor's Budget (Y-01)		Column 2 Minus Column 1	% Change from Column 1 to Column 2
	Column 1	Column 2			
REVENUE CATEGORIES					
BOND SALES					
0555 General Fund Obligation Bonds					
3400 Other Funds Ltd	125,000	125,000		0	0.00%
BOND SALES					
3400 Other Funds Ltd	125,000	125,000		0	0.00%
TOTAL BOND SALES	\$125,000	\$125,000		\$0	0.00%
REVENUE CATEGORIES					
3400 Other Funds Ltd	125,000	125,000		0	0.00%
TOTAL REVENUE CATEGORIES	\$125,000	\$125,000		\$0	0.00%
AVAILABLE REVENUES					
3400 Other Funds Ltd	125,000	125,000		0	0.00%
TOTAL AVAILABLE REVENUES	\$125,000	\$125,000		\$0	0.00%
EXPENDITURES					
SERVICES & SUPPLIES					
4650 Other Services and Supplies					
3400 Other Funds Ltd	125,000	125,000		0	0.00%
SERVICES & SUPPLIES					
3400 Other Funds Ltd	125,000	125,000		0	0.00%

Higher Education Coordinating Commission

Agency Number: 52500

Package Comparison Report - Detail

Cross Reference Number: 52500-101-00-00-00000

2019-21 Biennium

Package: CC-Remond Campus General-Purpose Classroom

HECC Operations

Pkg Group: POL Pkg Type: POL Pkg Number: 406

Description	Agency Request Budget (V-01)	Governor's Budget (Y-01)		Column 2 Minus Column 1	% Change from Column 1 to Column 2
	Column 1	Column 2	Column 2		
TOTAL SERVICES & SUPPLIES	\$125,000	\$125,000	\$125,000	\$0	0.00%
EXPENDITURES					
3400 Other Funds Ltd	125,000	125,000	125,000	0	0.00%
TOTAL EXPENDITURES	\$125,000	\$125,000	\$125,000	\$0	0.00%
ENDING BALANCE					
3400 Other Funds Ltd	-	-	-	0	0.00%
TOTAL ENDING BALANCE	-	-	-	\$0	0.00%

Higher Education Coordinating Commission

Agency Number: 52500

Package Comparison Report - Detail
 2019-21 Biennium
 HECC Operations

Cross Reference Number: 52500-101-00-00-00000
 Package: OIT-Boivin Hall Rehab/Infrastructure Improve
 Pkg Group: POL Pkg Type: POL Pkg Number: 407

Description	Agency Request Budget (V-01)	Governor's Budget (Y-01)		Column 2 Minus Column 1	% Change from Column 1 to Column 2
	Column 1	Column 1	Column 2		
REVENUE CATEGORIES					
BOND SALES					
0555 General Fund Obligation Bonds					
3400 Other Funds Ltd	320,000	-	-	(320,000)	(100.00%)
BOND SALES					
3400 Other Funds Ltd	320,000	-	-	(320,000)	(100.00%)
TOTAL BOND SALES	\$320,000	-	-	(\$320,000)	(100.00%)
REVENUE CATEGORIES					
3400 Other Funds Ltd	320,000	-	-	(320,000)	(100.00%)
TOTAL REVENUE CATEGORIES	\$320,000	-	-	(\$320,000)	(100.00%)
AVAILABLE REVENUES					
3400 Other Funds Ltd	320,000	-	-	(320,000)	(100.00%)
TOTAL AVAILABLE REVENUES	\$320,000	-	-	(\$320,000)	(100.00%)
EXPENDITURES					
SERVICES & SUPPLIES					
4650 Other Services and Supplies					
3400 Other Funds Ltd	320,000	-	-	(320,000)	(100.00%)
SERVICES & SUPPLIES					
3400 Other Funds Ltd	320,000	-	-	(320,000)	(100.00%)

Higher Education Coordinating Commission

Agency Number: 52500

Package Comparison Report - Detail

Cross Reference Number: 52500-101-00-00-000000

2019-21 Biennium

Package: OIT-Boivin Hall Rehab/Infrastructure Improve

HECC Operations

Pkg Group: POL Pkg Type: POL Pkg Number: 407

Description	Agency Request Budget (V-01)		Governor's Budget (Y-01)		Column 2 Minus Column 1	% Change from Column 1 to Column 2
	Column 1	Column 2	Column 1	Column 2		
TOTAL SERVICES & SUPPLIES	\$320,000	-	-	(\$320,000)	(100.00%)	
EXPENDITURES						
3400 Other Funds Ltd	320,000	-	-	(320,000)	(100.00%)	
TOTAL EXPENDITURES	\$320,000	-	-	(\$320,000)	(100.00%)	
ENDING BALANCE						
3400 Other Funds Ltd	-	-	-	0	0.00%	
TOTAL ENDING BALANCE	-	-	-	\$0	0.00%	

Higher Education Coordinating Commission

Agency Number: 52500

Package Comparison Report - Detail
 2019-21 Biennium
 HECC Operations

Cross Reference Number: 52500-101-00-00-00000
 Package: OSU-Cordley Hall-Phase II
 Pkg Group: POL Pkg Type: POL Pkg Number: 408

Description	Agency Request Budget (V-01)	Governor's Budget (Y-01)		Column 2 Minus Column 1	% Change from Column 1 to Column 2
	Column 1	Column 1	Column 2		
REVENUE CATEGORIES					
BOND SALES					
0555 General Fund Obligation Bonds					
3400 Other Funds Ltd	410,000	-	-	(410,000)	(100.00%)
BOND SALES					
3400 Other Funds Ltd	410,000	-	-	(410,000)	(100.00%)
TOTAL BOND SALES	\$410,000	-	-	(\$410,000)	(100.00%)
REVENUE CATEGORIES					
3400 Other Funds Ltd	410,000	-	-	(410,000)	(100.00%)
TOTAL REVENUE CATEGORIES	\$410,000	-	-	(\$410,000)	(100.00%)
AVAILABLE REVENUES					
3400 Other Funds Ltd	410,000	-	-	(410,000)	(100.00%)
TOTAL AVAILABLE REVENUES	\$410,000	-	-	(\$410,000)	(100.00%)
EXPENDITURES					
SERVICES & SUPPLIES					
4650 Other Services and Supplies					
3400 Other Funds Ltd	410,000	-	-	(410,000)	(100.00%)
SERVICES & SUPPLIES					
3400 Other Funds Ltd	410,000	-	-	(410,000)	(100.00%)

Higher Education Coordinating Commission

Agency Number: 52500

Package Comparison Report - Detail
 2019-21 Biennium
 HECC Operations

Cross Reference Number: 52500-101-00-00-00000
 Package: OSU-Cordley Hall-Phase II
 Pkg Group: POL Pkg Type: POL Pkg Number: 408

Description	Agency Request Budget (V-01)	Governor's Budget (Y-01)		Column 2 Minus Column 1	% Change from Column 1 to Column 2
	Column 1	Column 1	Column 2		
TOTAL SERVICES & SUPPLIES	\$410,000	-	-	(\$410,000)	(100.00%)
EXPENDITURES					
3400 Other Funds Ltd	410,000	-	-	(410,000)	(100.00%)
TOTAL EXPENDITURES	\$410,000	-	-	(\$410,000)	(100.00%)
ENDING BALANCE					
3400 Other Funds Ltd	-	-	-	0	0.00%
TOTAL ENDING BALANCE	-	-	-	\$0	0.00%

Higher Education Coordinating Commission

Agency Number: 52500

Package Comparison Report - Detail
 2019-21 Biennium
 HECC Operations

Cross Reference Number: 52500-101-00-00-00000
 Package: OSU-Educational Performing Art Center
 Pkg Group: POL Pkg Type: POL Pkg Number: 409

Description	Agency Request Budget (V-01)		Governor's Budget (Y-01)		Column 2 Minus Column 1	% Change from Column 1 to Column 2
	Column 1	Column 2	Column 1	Column 2		
REVENUE CATEGORIES						
BOND SALES						
0555 General Fund Obligation Bonds						
3400 Other Funds Ltd	455,000	-	(455,000)	-	(455,000)	(100.00%)
BOND SALES						
3400 Other Funds Ltd	455,000	-	(455,000)	-	(455,000)	(100.00%)
TOTAL BOND SALES	\$455,000	-	(\$455,000)	-	(\$455,000)	(100.00%)
REVENUE CATEGORIES						
3400 Other Funds Ltd	455,000	-	(455,000)	-	(455,000)	(100.00%)
TOTAL REVENUE CATEGORIES	\$455,000	-	(\$455,000)	-	(\$455,000)	(100.00%)
AVAILABLE REVENUES						
3400 Other Funds Ltd	455,000	-	(455,000)	-	(455,000)	(100.00%)
TOTAL AVAILABLE REVENUES	\$455,000	-	(\$455,000)	-	(\$455,000)	(100.00%)
EXPENDITURES						
SERVICES & SUPPLIES						
4650 Other Services and Supplies						
3400 Other Funds Ltd	455,000	-	(455,000)	-	(455,000)	(100.00%)
SERVICES & SUPPLIES						
3400 Other Funds Ltd	455,000	-	(455,000)	-	(455,000)	(100.00%)

Higher Education Coordinating Commission

Agency Number: 52500

Package Comparison Report - Detail
 2019-21 Biennium
 HECC Operations

Cross Reference Number: 52500-101-00-00-00000
 Package: OSU-Educational Performing Art Center
 Pkg Group: POL Pkg Type: POL Pkg Number: 409

Description	Agency Request Budget (V-01)		Governor's Budget (Y-01)		Column 2 Minus Column 1	% Change from Column 1 to Column 2
	Column 1	Column 2	Column 1	Column 2		
TOTAL SERVICES & SUPPLIES	\$455,000	-	-	(\$455,000)	(100.00%)	
EXPENDITURES						
3400 Other Funds Ltd	455,000	-	-	(455,000)	(100.00%)	
TOTAL EXPENDITURES	\$455,000	-	-	(\$455,000)	(100.00%)	
ENDING BALANCE						
3400 Other Funds Ltd	-	-	-	0	0.00%	
TOTAL ENDING BALANCE	-	-	-	\$0	0.00%	

Higher Education Coordinating Commission

Agency Number: 52500

Package Comparison Report - Detail
 2019-21 Biennium
 HECC Operations

Cross Reference Number: 52500-101-00-00-00000
 Package: OSU-Student Success Ctr (Cascades)
 Pkg Group: POL Pkg Type: POL Pkg Number: 410

Description	Agency Request Budget (V-01)	Governor's Budget (Y-01)		Column 2 Minus Column 1	% Change from Column 1 to Column 2
	Column 1	Column 1	Column 2		
REVENUE CATEGORIES					
BOND SALES					
0555 General Fund Obligation Bonds					
3400 Other Funds Ltd	220,000	-	-	(220,000)	(100.00%)
BOND SALES					
3400 Other Funds Ltd	220,000	-	-	(220,000)	(100.00%)
TOTAL BOND SALES	\$220,000	-	-	(\$220,000)	(100.00%)
REVENUE CATEGORIES					
3400 Other Funds Ltd	220,000	-	-	(220,000)	(100.00%)
TOTAL REVENUE CATEGORIES	\$220,000	-	-	(\$220,000)	(100.00%)
AVAILABLE REVENUES					
3400 Other Funds Ltd	220,000	-	-	(220,000)	(100.00%)
TOTAL AVAILABLE REVENUES	\$220,000	-	-	(\$220,000)	(100.00%)
EXPENDITURES					
SERVICES & SUPPLIES					
4650 Other Services and Supplies					
3400 Other Funds Ltd	220,000	-	-	(220,000)	(100.00%)
SERVICES & SUPPLIES					
3400 Other Funds Ltd	220,000	-	-	(220,000)	(100.00%)

Higher Education Coordinating Commission

Agency Number: 52500

Package Comparison Report - Detail

Cross Reference Number: 52500-101-00-00-00000

2019-21 Biennium

Package: OSU-Student Success Ctr (Cascades)

HECC Operations

Pkg Group: POL Pkg Type: POL Pkg Number: 410

Description	Agency Request Budget (V-01)	Governor's Budget (Y-01)		Column 2 Minus Column 1	% Change from Column 1 to Column 2
	Column 1	Column 2	Column 2		
TOTAL SERVICES & SUPPLIES	\$220,000	-	-	(\$220,000)	(100.00%)
EXPENDITURES					
3400 Other Funds Ltd	220,000	-	-	(220,000)	(100.00%)
TOTAL EXPENDITURES	\$220,000	-	-	(\$220,000)	(100.00%)
ENDING BALANCE					
3400 Other Funds Ltd	-	-	-	0	0.00%
TOTAL ENDING BALANCE	-	-	-	\$0	0.00%

Higher Education Coordinating Commission

Agency Number: 52500

Package Comparison Report - Detail
 2019-21 Biennium
 HECC Operations

Cross Reference Number: 52500-101-00-00-00000
 Package: PSU-Science Bldg 1 Renovation/Expansion
 Pkg Group: POL Pkg Type: POL Pkg Number: 411

Description	Agency Request Budget (V-01)	Governor's Budget (Y-01)		Column 2 Minus Column 1	% Change from Column 1 to Column 2
	Column 1	Column 1	Column 2		
REVENUE CATEGORIES					
BOND SALES					
0555 General Fund Obligation Bonds					
3400 Other Funds Ltd	940,000	-	-	(940,000)	(100.00%)
BOND SALES					
3400 Other Funds Ltd	940,000	-	-	(940,000)	(100.00%)
TOTAL BOND SALES	\$940,000	-	-	(\$940,000)	(100.00%)
REVENUE CATEGORIES					
3400 Other Funds Ltd	940,000	-	-	(940,000)	(100.00%)
TOTAL REVENUE CATEGORIES	\$940,000	-	-	(\$940,000)	(100.00%)
AVAILABLE REVENUES					
3400 Other Funds Ltd	940,000	-	-	(940,000)	(100.00%)
TOTAL AVAILABLE REVENUES	\$940,000	-	-	(\$940,000)	(100.00%)
EXPENDITURES					
SERVICES & SUPPLIES					
4650 Other Services and Supplies					
3400 Other Funds Ltd	940,000	-	-	(940,000)	(100.00%)
SERVICES & SUPPLIES					
3400 Other Funds Ltd	940,000	-	-	(940,000)	(100.00%)

Higher Education Coordinating Commission

Agency Number: 52500

Package Comparison Report - Detail
 2019-21 Biennium
 HECC Operations

Cross Reference Number: 52500-101-00-00-00000
 Package: PSU-Science Bldg 1 Renovation/Expansion
 Pkg Group: POL Pkg Type: POL Pkg Number: 411

Description	Agency Request Budget (V-01)		Governor's Budget (Y-01)		Column 2 Minus Column 1	% Change from Column 1 to Column 2
	Column 1	Column 2	Column 1	Column 2		
TOTAL SERVICES & SUPPLIES	\$940,000	-	-	-	(\$940,000)	(100.00%)
EXPENDITURES						
3400 Other Funds Ltd	940,000	-	-	-	(940,000)	(100.00%)
TOTAL EXPENDITURES	\$940,000	-	-	-	(\$940,000)	(100.00%)
ENDING BALANCE						
3400 Other Funds Ltd	-	-	-	-	0	0.00%
TOTAL ENDING BALANCE	-	-	-	-	\$0	0.00%

Higher Education Coordinating Commission

Agency Number: 52500

Package Comparison Report - Detail
 2019-21 Biennium
 HECC Operations

Cross Reference Number: 52500-101-00-00-00000
 Package: UO-Huestis Hall Deferred Maintenance
 Pkg Group: POL Pkg Type: POL Pkg Number: 412

Description	Agency Request Budget (V-01)	Governor's Budget (Y-01)		Column 2 Minus Column 1	% Change from Column 1 to Column 2
	Column 1	Column 1	Column 2		
REVENUE CATEGORIES					
BOND SALES					
0555 General Fund Obligation Bonds					
3400 Other Funds Ltd	715,000	-	-	(715,000)	(100.00%)
BOND SALES					
3400 Other Funds Ltd	715,000	-	-	(715,000)	(100.00%)
TOTAL BOND SALES	\$715,000	-	-	(\$715,000)	(100.00%)
REVENUE CATEGORIES					
3400 Other Funds Ltd	715,000	-	-	(715,000)	(100.00%)
TOTAL REVENUE CATEGORIES	\$715,000	-	-	(\$715,000)	(100.00%)
AVAILABLE REVENUES					
3400 Other Funds Ltd	715,000	-	-	(715,000)	(100.00%)
TOTAL AVAILABLE REVENUES	\$715,000	-	-	(\$715,000)	(100.00%)
EXPENDITURES					
SERVICES & SUPPLIES					
4650 Other Services and Supplies					
3400 Other Funds Ltd	715,000	-	-	(715,000)	(100.00%)
SERVICES & SUPPLIES					
3400 Other Funds Ltd	715,000	-	-	(715,000)	(100.00%)

Higher Education Coordinating Commission

Agency Number: 52500

Package Comparison Report - Detail
 2019-21 Biennium
 HECC Operations

Cross Reference Number: 52500-101-00-00-00000
 Package: UO-Huestis Hall Deferred Maintenance
 Pkg Group: POL Pkg Type: POL Pkg Number: 412

Description	Agency Request Budget (V-01)	Governor's Budget (Y-01)		Column 2 Minus Column 1	% Change from Column 1 to Column 2
	Column 1	Column 2	Column 2		
TOTAL SERVICES & SUPPLIES	\$715,000	-	-	(\$715,000)	(100.00%)
EXPENDITURES					
3400 Other Funds Ltd	715,000	-	-	(715,000)	(100.00%)
TOTAL EXPENDITURES	\$715,000	-	-	(\$715,000)	(100.00%)
ENDING BALANCE					
3400 Other Funds Ltd	-	-	-	0	0.00%
TOTAL ENDING BALANCE	-	-	-	\$0	0.00%

Higher Education Coordinating Commission

Agency Number: 52500

Package Comparison Report - Detail
 2019-21 Biennium
 HECC Operations

Cross Reference Number: 52500-101-00-00-00000
 Package: WOU-Physical Education Center
 Pkg Group: POL Pkg Type: POL Pkg Number: 413

Description	Agency Request Budget (V-01)		Governor's Budget (Y-01)		Column 2 Minus Column 1	% Change from Column 1 to Column 2
	Column 1	Column 2	Column 1	Column 2		
REVENUE CATEGORIES						
BOND SALES						
0555 General Fund Obligation Bonds						
3400 Other Funds Ltd	140,000	-	(140,000)		(100.00%)	
BOND SALES						
3400 Other Funds Ltd	140,000	-	(140,000)		(100.00%)	
TOTAL BOND SALES	\$140,000	-	(\$140,000)		(100.00%)	
REVENUE CATEGORIES						
3400 Other Funds Ltd	140,000	-	(140,000)		(100.00%)	
TOTAL REVENUE CATEGORIES	\$140,000	-	(\$140,000)		(100.00%)	
AVAILABLE REVENUES						
3400 Other Funds Ltd	140,000	-	(140,000)		(100.00%)	
TOTAL AVAILABLE REVENUES	\$140,000	-	(\$140,000)		(100.00%)	
EXPENDITURES						
SERVICES & SUPPLIES						
4650 Other Services and Supplies						
3400 Other Funds Ltd	140,000	-	(140,000)		(100.00%)	
SERVICES & SUPPLIES						
3400 Other Funds Ltd	140,000	-	(140,000)		(100.00%)	

Higher Education Coordinating Commission

Agency Number: 52500

Package Comparison Report - Detail
 2019-21 Biennium
 HECC Operations

Cross Reference Number: 52500-101-00-000000
 Package: WOU-Physical Education Center
 Pkg Group: POL Pkg Type: POL Pkg Number: 413

Description	Agency Request Budget (V-01)	Governor's Budget (Y-01)		Column 2 Minus Column 1	% Change from Column 1 to Column 2
	Column 1	Column 2			
TOTAL SERVICES & SUPPLIES	\$140,000	-		(\$140,000)	(100.00%)
EXPENDITURES					
3400 Other Funds Ltd	140,000	-		(140,000)	(100.00%)
TOTAL EXPENDITURES	\$140,000	-		(\$140,000)	(100.00%)
ENDING BALANCE					
3400 Other Funds Ltd	-	-		0	0.00%
TOTAL ENDING BALANCE	-	-		\$0	0.00%

Higher Education Coordinating Commission

Agency Number: 52500

Package Comparison Report - Detail
 2019-21 Biennium
 HECC Operations

Cross Reference Number: 52500-101-00-00000
 Package: WOU-Student Success Center
 Pkg Group: POL Pkg Type: POL Pkg Number: 414

Description	Agency Request Budget (V-01)	Governor's Budget (Y-01)		Column 2 Minus Column 1	% Change from Column 1 to Column 2
	Column 1	Column 1	Column 2		
REVENUE CATEGORIES					
BOND SALES					
0555 General Fund Obligation Bonds					
3400 Other Funds Ltd	180,000	-	-	(180,000)	(100.00%)
BOND SALES					
3400 Other Funds Ltd	180,000	-	-	(180,000)	(100.00%)
TOTAL BOND SALES	\$180,000	-	-	(\$180,000)	(100.00%)
REVENUE CATEGORIES					
3400 Other Funds Ltd	180,000	-	-	(180,000)	(100.00%)
TOTAL REVENUE CATEGORIES	\$180,000	-	-	(\$180,000)	(100.00%)
AVAILABLE REVENUES					
3400 Other Funds Ltd	180,000	-	-	(180,000)	(100.00%)
TOTAL AVAILABLE REVENUES	\$180,000	-	-	(\$180,000)	(100.00%)
EXPENDITURES					
SERVICES & SUPPLIES					
4650 Other Services and Supplies					
3400 Other Funds Ltd	180,000	-	-	(180,000)	(100.00%)
SERVICES & SUPPLIES					
3400 Other Funds Ltd	180,000	-	-	(180,000)	(100.00%)

Higher Education Coordinating Commission

Agency Number: 52500

Package Comparison Report - Detail
 2019-21 Biennium
 HECC Operations

Cross Reference Number: 52500-101-00-00-00000
 Package: WOU-Student Success Center
 Pkg Group: POL Pkg Type: POL Pkg Number: 414

Description	Agency Request Budget (V-01)	Governor's Budget (Y-01)		Column 2 Minus Column 1	% Change from Column 1 to Column 2
	Column 1	Column 2	Column 2		
TOTAL SERVICES & SUPPLIES	\$180,000	-	-	(\$180,000)	(100.00%)
EXPENDITURES					
3400 Other Funds Ltd	180,000	-	-	(180,000)	(100.00%)
TOTAL EXPENDITURES	\$180,000	-	-	(\$180,000)	(100.00%)
ENDING BALANCE					
3400 Other Funds Ltd	-	-	-	0	0.00%
TOTAL ENDING BALANCE	-	-	-	\$0	0.00%

Higher Education Coordinating Commission

Agency Number: 52500

Package Comparison Report - Detail
 2019-21 Biennium
 HECC Operations
 Cross Reference Number: 52500-101-00-00-00000
 Package: PU-Capital Improvement & Renewal
 Pkg Group: POL Pkg Type: POL Pkg Number: 415

Description	Agency Request Budget (V-01)	Governor's Budget (Y-01)		Column 2 Minus Column 1	% Change from Column 1 to Column 2
	Column 1	Column 1	Column 2		
REVENUE CATEGORIES					
BOND SALES					
0555 General Fund Obligation Bonds					
3400 Other Funds Ltd	715,000	715,000	715,000	0	0.00%
BOND SALES					
3400 Other Funds Ltd	715,000	715,000	715,000	0	0.00%
TOTAL BOND SALES	\$715,000	\$715,000	\$715,000	\$0	0.00%
REVENUE CATEGORIES					
3400 Other Funds Ltd	715,000	715,000	715,000	0	0.00%
TOTAL REVENUE CATEGORIES	\$715,000	\$715,000	\$715,000	\$0	0.00%
AVAILABLE REVENUES					
3400 Other Funds Ltd	715,000	715,000	715,000	0	0.00%
TOTAL AVAILABLE REVENUES	\$715,000	\$715,000	\$715,000	\$0	0.00%
EXPENDITURES					
SERVICES & SUPPLIES					
4650 Other Services and Supplies					
3400 Other Funds Ltd	715,000	715,000	715,000	0	0.00%
SERVICES & SUPPLIES					
3400 Other Funds Ltd	715,000	715,000	715,000	0	0.00%

Higher Education Coordinating Commission

Agency Number: 52500

Package Comparison Report - Detail
 2019-21 Biennium
 HECC Operations

Cross Reference Number: 52500-101-00-00-00000
 Package: PU-Capital Improvement & Renewal
 Pkg Group: POL Pkg Type: POL Pkg Number: 415

Description	Agency Request Budget (V-01)	Governor's Budget (Y-01)		Column 2 Minus Column 1	% Change from Column 1 to Column 2
	Column 1	Column 2			
TOTAL SERVICES & SUPPLIES	\$715,000	\$715,000	\$0		0.00%
EXPENDITURES					
3400 Other Funds Ltd	715,000	715,000	0		0.00%
TOTAL EXPENDITURES	\$715,000	\$715,000	\$0		0.00%
ENDING BALANCE					
3400 Other Funds Ltd	-	-	0		0.00%
TOTAL ENDING BALANCE	-	-	\$0		0.00%

Higher Education Coordinating Commission

Agency Number: 52500

Package Comparison Report - Detail
 2019-21 Biennium
 HECC Operations

Cross Reference Number: 52500-101-00-00-00000
 Package: EOU-Inflow Hall Grand Staircase
 Pkg Group: POL Pkg Type: POL Pkg Number: 416

Description	Agency Request Budget (V-01)	Governor's Budget (Y-01)	Column 2 Minus Column 1	% Change from Column 1 to Column 2
	Column 1	Column 2		
REVENUE CATEGORIES				
BOND SALES				
0555 General Fund Obligation Bonds				
3400 Other Funds Ltd	50,000	50,000	0	0.00%
BOND SALES				
3400 Other Funds Ltd	50,000	50,000	0	0.00%
TOTAL BOND SALES	\$50,000	\$50,000	\$0	0.00%
REVENUE CATEGORIES				
3400 Other Funds Ltd	50,000	50,000	0	0.00%
TOTAL REVENUE CATEGORIES	\$50,000	\$50,000	\$0	0.00%
AVAILABLE REVENUES				
3400 Other Funds Ltd	50,000	50,000	0	0.00%
TOTAL AVAILABLE REVENUES	\$50,000	\$50,000	\$0	0.00%
EXPENDITURES				
SERVICES & SUPPLIES				
4650 Other Services and Supplies				
3400 Other Funds Ltd	50,000	50,000	0	0.00%
SERVICES & SUPPLIES				
3400 Other Funds Ltd	50,000	50,000	0	0.00%

Higher Education Coordinating Commission

Agency Number: 52500

Package Comparison Report - Detail

Cross Reference Number: 52500-101-00-00-00000

2019-21 Biennium

Package: EOU-Inlow Hall Grand Staircase

HECC Operations

Pkg Group: POL Pkg Type: POL Pkg Number: 416

Description	Agency Request Budget (V-01)	Governor's Budget (Y-01)		Column 2 Minus Column 1	% Change from Column 1 to Column 2
	Column 1	Column 2			
TOTAL SERVICES & SUPPLIES	\$50,000	\$50,000	\$0	\$0	0.00%
EXPENDITURES					
3400 Other Funds Ltd	50,000	50,000	0	0	0.00%
TOTAL EXPENDITURES	\$50,000	\$50,000	\$0	\$0	0.00%
ENDING BALANCE					
3400 Other Funds Ltd	-	-	0	0	0.00%
TOTAL ENDING BALANCE	-	-	\$0	\$0	0.00%

Higher Education Coordinating Commission

Agency Number: 52500

Package Comparison Report - Detail
 2019-21 Biennium
 HECC Operations

Cross Reference Number: 52500-101-00-00-00000
 Package: EOU-Inflow Hall Phase II Seismic/Renovation
 Pkg Group: POL Pkg Type: POL Pkg Number: 417

Description	Agency Request Budget (V-01)	Governor's Budget (Y-01)		% Change from Column 1 to Column 2
	Column 1	Column 2	Column 2 Minus Column 1	
REVENUE CATEGORIES				
BOND SALES				
0555 General Fund Obligation Bonds				
3400 Other Funds Ltd	135,000	-	(135,000)	(100.00%)
BOND SALES				
3400 Other Funds Ltd	135,000	-	(135,000)	(100.00%)
TOTAL BOND SALES	\$135,000	-	(\$135,000)	(100.00%)
REVENUE CATEGORIES				
3400 Other Funds Ltd	135,000	-	(135,000)	(100.00%)
TOTAL REVENUE CATEGORIES	\$135,000	-	(\$135,000)	(100.00%)
AVAILABLE REVENUES				
3400 Other Funds Ltd	135,000	-	(135,000)	(100.00%)
TOTAL AVAILABLE REVENUES	\$135,000	-	(\$135,000)	(100.00%)
EXPENDITURES				
SERVICES & SUPPLIES				
4650 Other Services and Supplies				
3400 Other Funds Ltd	135,000	-	(135,000)	(100.00%)
SERVICES & SUPPLIES				
3400 Other Funds Ltd	135,000	-	(135,000)	(100.00%)

Higher Education Coordinating Commission

Agency Number: 52500

Package Comparison Report - Detail
 2019-21 Biennium
 HECC Operations

Cross Reference Number: 52500-101-00-00-00000
 Package: EOU-Inflow Hall Phase II Seismic/Renovation
 Pkg Group: POL Pkg Type: POL Pkg Number: 417

Description	Agency Request Budget (V-01)		Governor's Budget (Y-01)		Column 2 Minus Column 1	% Change from Column 1 to Column 2
	Column 1	Column 2	Column 1	Column 2		
TOTAL SERVICES & SUPPLIES	\$135,000	-	-	-	(\$135,000)	(100.00%)
EXPENDITURES						
3400 Other Funds Ltd	135,000	-	-	-	(135,000)	(100.00%)
TOTAL EXPENDITURES	\$135,000	-	-	-	(\$135,000)	(100.00%)
ENDING BALANCE						
3400 Other Funds Ltd	-	-	-	-	0	0.00%
TOTAL ENDING BALANCE	-	-	-	-	\$0	0.00%

Higher Education Coordinating Commission

Agency Number: 52500

Package Comparison Report - Detail
 2019-21 Biennium
 HECC Operations

Cross Reference Number: 52500-101-00-00-00000
 Package: OSU-Student Success Ctr Land Dev (Cascades)
 Pkg Group: POL Pkg Type: POL Pkg Number: 418

Description	Agency Request Budget (V-01)	Governor's Budget (Y-01)		% Change from Column 1 to Column 2
	Column 1	Column 2	Column 2 Minus Column 1	
REVENUE CATEGORIES				
BOND SALES				
0555 General Fund Obligation Bonds				
3400 Other Funds Ltd	290,000	-	(290,000)	(100.00%)
BOND SALES				
3400 Other Funds Ltd	290,000	-	(290,000)	(100.00%)
TOTAL BOND SALES	\$290,000	-	(\$290,000)	(100.00%)
REVENUE CATEGORIES				
3400 Other Funds Ltd	290,000	-	(290,000)	(100.00%)
TOTAL REVENUE CATEGORIES	\$290,000	-	(\$290,000)	(100.00%)
AVAILABLE REVENUES				
3400 Other Funds Ltd	290,000	-	(290,000)	(100.00%)
TOTAL AVAILABLE REVENUES	\$290,000	-	(\$290,000)	(100.00%)
EXPENDITURES				
SERVICES & SUPPLIES				
4650 Other Services and Supplies				
3400 Other Funds Ltd	290,000	-	(290,000)	(100.00%)
SERVICES & SUPPLIES				
3400 Other Funds Ltd	290,000	-	(290,000)	(100.00%)

Higher Education Coordinating Commission

Agency Number: 52500

Package Comparison Report - Detail
 2019-21 Biennium
 HECC Operations

Cross Reference Number: 52500-101-00-00-000000
 Package: OSU-Student Success Ctr Land Dev (Cascades)
 Pkg Group: POL Pkg Type: POL Pkg Number: 418

Description	Agency Request Budget (V-01)	Governor's Budget (Y-01)		Column 2 Minus Column 1	% Change from Column 1 to Column 2
	Column 1	Column 2	Column 2		
TOTAL SERVICES & SUPPLIES	\$290,000	-	-	(\$290,000)	(100.00%)
EXPENDITURES					
3400 Other Funds Ltd	290,000	-	-	(290,000)	(100.00%)
TOTAL EXPENDITURES	\$290,000	-	-	(\$290,000)	(100.00%)
ENDING BALANCE					
3400 Other Funds Ltd	-	-	-	0	0.00%
TOTAL ENDING BALANCE	-	-	-	\$0	0.00%

Higher Education Coordinating Commission

Agency Number: 52500

Package Comparison Report - Detail
 2019-21 Biennium
 HECC Operations

Cross Reference Number: 52500-101-00-00-00000
 Package: SOU-Britt Hall Mech Improvements
 Pkg Group: POL Pkg Type: POL Pkg Number: 419

Description	Agency Request Budget (V-01)	Governor's Budget (Y-01)		Column 2 Minus Column 1	% Change from Column 1 to Column 2
	Column 1	Column 1	Column 2		
REVENUE CATEGORIES					
BOND SALES					
0555 General Fund Obligation Bonds					
3400 Other Funds Ltd	55,000	-	-	(55,000)	(100.00%)
BOND SALES					
3400 Other Funds Ltd	55,000	-	-	(55,000)	(100.00%)
TOTAL BOND SALES	\$55,000	-	-	(\$55,000)	(100.00%)
REVENUE CATEGORIES					
3400 Other Funds Ltd	55,000	-	-	(55,000)	(100.00%)
TOTAL REVENUE CATEGORIES	\$55,000	-	-	(\$55,000)	(100.00%)
AVAILABLE REVENUES					
3400 Other Funds Ltd	55,000	-	-	(55,000)	(100.00%)
TOTAL AVAILABLE REVENUES	\$55,000	-	-	(\$55,000)	(100.00%)
EXPENDITURES					
SERVICES & SUPPLIES					
4650 Other Services and Supplies					
3400 Other Funds Ltd	55,000	-	-	(55,000)	(100.00%)
SERVICES & SUPPLIES					
3400 Other Funds Ltd	55,000	-	-	(55,000)	(100.00%)

Higher Education Coordinating Commission

Agency Number: 52500

Package Comparison Report - Detail
 2019-21 Biennium
 HECC Operations

Cross Reference Number: 52500-101-00-00-00000
 Package: SOU-Britt Hall Mech Improvements
 Pkg Group: POL Pkg Type: POL Pkg Number: 419

Description	Agency Request Budget (V-01)	Governor's Budget (Y-01)		Column 2 Minus Column 1	% Change from Column 1 to Column 2
	Column 1	Column 2	Column 2		
TOTAL SERVICES & SUPPLIES	\$55,000	-	-	(\$55,000)	(100.00%)
EXPENDITURES					
3400 Other Funds Ltd	55,000	-	-	(55,000)	(100.00%)
TOTAL EXPENDITURES	\$55,000	-	-	(\$55,000)	(100.00%)
ENDING BALANCE					
3400 Other Funds Ltd	-	-	-	0	0.00%
TOTAL ENDING BALANCE	-	-	-	\$0	0.00%

Higher Education Coordinating Commission

Agency Number: 52500

Package Comparison Report - Detail
 2019-21 Biennium
 HECC Operations

Cross Reference Number: 52500-101-00-00-00000
 Package: SOU-Music Hall Mech-ADA Improvements
 Pkg Group: POL Pkg Type: POL Pkg Number: 420

Description	Agency Request Budget (V-01)	Governor's Budget (Y-01)		Column 2 Minus Column 1	% Change from Column 1 to Column 2
	Column 1	Column 1	Column 2		
REVENUE CATEGORIES					
BOND SALES					
0555 General Fund Obligation Bonds					
3400 Other Funds Ltd	125,000	-	-	(125,000)	(100.00%)
BOND SALES					
3400 Other Funds Ltd	125,000	-	-	(125,000)	(100.00%)
TOTAL BOND SALES	\$125,000	-	-	(\$125,000)	(100.00%)
REVENUE CATEGORIES					
3400 Other Funds Ltd	125,000	-	-	(125,000)	(100.00%)
TOTAL REVENUE CATEGORIES	\$125,000	-	-	(\$125,000)	(100.00%)
AVAILABLE REVENUES					
3400 Other Funds Ltd	125,000	-	-	(125,000)	(100.00%)
TOTAL AVAILABLE REVENUES	\$125,000	-	-	(\$125,000)	(100.00%)
EXPENDITURES					
SERVICES & SUPPLIES					
4650 Other Services and Supplies					
3400 Other Funds Ltd	125,000	-	-	(125,000)	(100.00%)
SERVICES & SUPPLIES					
3400 Other Funds Ltd	125,000	-	-	(125,000)	(100.00%)

Higher Education Coordinating Commission

Agency Number: 52500

Package Comparison Report - Detail
 2019-21 Biennium
 HECC Operations

Cross Reference Number: 52500-101-00-00-00000
 Package: SOU-Music Hall Mech-ADA Improvements
 Pkg Group: POL Pkg Type: POL Pkg Number: 420

Description	Agency Request Budget (V-01)		Governor's Budget (Y-01)		Column 2 Minus Column 1	% Change from Column 1 to Column 2
	Column 1	Column 2	Column 1	Column 2		
TOTAL SERVICES & SUPPLIES	\$125,000	-	-	(\$125,000)	(100.00%)	
EXPENDITURES						
3400 Other Funds Ltd	125,000	-	-	(125,000)	(100.00%)	
TOTAL EXPENDITURES	\$125,000	-	-	(\$125,000)	(100.00%)	
ENDING BALANCE						
3400 Other Funds Ltd	-	-	-	0	0.00%	
TOTAL ENDING BALANCE	-	-	-	\$0	0.00%	

Higher Education Coordinating Commission

Agency Number: 52500

Package Comparison Report - Detail
 2019-21 Biennium
 Support to Community Colleges

Cross Reference Number: 52500-102-00-00-00000
 Package: Standard Inflation
 Pkg Group: ESS Pkg Type: 030 Pkg Number: 031

Description	Agency Request Budget (V-01)	Governor's Budget (Y-01)	Column 2 Minus Column 1	% Change from Column 1 to Column 2
	Column 1	Column 2		
REVENUE CATEGORIES				
GENERAL FUND APPROPRIATION				
0050 General Fund Appropriation				
8000 General Fund	21,809,727	21,809,727	0	0.00%
AVAILABLE REVENUES				
8000 General Fund	21,809,727	21,809,727	0	0.00%
TOTAL AVAILABLE REVENUES	\$21,809,727	\$21,809,727	\$0	0.00%
EXPENDITURES				
SPECIAL PAYMENTS				
6040 Dist to Local School Districts				
8000 General Fund	50,047	50,047	0	0.00%
6045 Dist to Comm College Districts				
8000 General Fund	21,759,680	21,759,680	0	0.00%
SPECIAL PAYMENTS				
8000 General Fund	21,809,727	21,809,727	0	0.00%
TOTAL SPECIAL PAYMENTS	\$21,809,727	\$21,809,727	\$0	0.00%
ENDING BALANCE				
8000 General Fund	-	-	0	0.00%
TOTAL ENDING BALANCE	-	-	\$0	0.00%

Higher Education Coordinating Commission

Agency Number: 52500

Package Comparison Report - Detail
 2019-21 Biennium
 Support to Community Colleges

Cross Reference Number: 52500-102-00-00-00000
 Package: Above Standard Inflation
 Pkg Group: ESS Pkg Type: 030 Pkg Number: 032

Description	Agency Request Budget (V-01)		Governor's Budget (Y-01)		Column 2 Minus Column 1	% Change from Column 1 to Column 2
	Column 1	Column 2	Column 1	Column 2		
REVENUE CATEGORIES						
GENERAL FUND APPROPRIATION						
0050 General Fund Appropriation						
8000 General Fund	2,254,459		2,254,459		0	0.00%
AVAILABLE REVENUES						
8000 General Fund	2,254,459		2,254,459		0	0.00%
TOTAL AVAILABLE REVENUES	\$2,254,459		\$2,254,459		\$0	0.00%
EXPENDITURES						
SPECIAL PAYMENTS						
6045 Dist to Comm College Districts						
8000 General Fund	2,254,459		2,254,459		0	0.00%
SPECIAL PAYMENTS						
8000 General Fund	2,254,459		2,254,459		0	0.00%
TOTAL SPECIAL PAYMENTS	\$2,254,459		\$2,254,459		\$0	0.00%
ENDING BALANCE						
8000 General Fund	-		-		0	0.00%
TOTAL ENDING BALANCE	-		-		\$0	0.00%

Higher Education Coordinating Commission

Agency Number: 52500

Package Comparison Report - Detail
 2019-21 Biennium
 Support to Community Colleges

Cross Reference Number: 52500-102-00-00-00000
 Package: Exceptional Inflation
 Pkg Group: ESS Pkg Type: 030 Pkg Number: 033

Description	Agency Request Budget (V-01)	Governor's Budget (Y-01)		% Change from Column 1 to Column 2
	Column 1	Column 2	Column 2 Minus Column 1	
REVENUE CATEGORIES				
GENERAL FUND APPROPRIATION				
0050 General Fund Appropriation				
8000 General Fund	23,951,086	23,951,086	0	0.00%
AVAILABLE REVENUES				
8000 General Fund	23,951,086	23,951,086	0	0.00%
TOTAL AVAILABLE REVENUES	\$23,951,086	\$23,951,086	\$0	0.00%
EXPENDITURES				
SPECIAL PAYMENTS				
6045 Dist to Comm College Districts				
8000 General Fund	23,951,086	23,951,086	0	0.00%
SPECIAL PAYMENTS				
8000 General Fund	23,951,086	23,951,086	0	0.00%
TOTAL SPECIAL PAYMENTS	\$23,951,086	\$23,951,086	\$0	0.00%
ENDING BALANCE				
8000 General Fund	-	-	0	0.00%
TOTAL ENDING BALANCE	-	-	\$0	0.00%

Higher Education Coordinating Commission

Agency Number: 52500

Package Comparison Report - Detail
 2019-21 Biennium
 Support to Community Colleges

Cross Reference Number: 52500-102-00-00-00000
 Package: Fundshifts
 Pkg Group: ESS Pkg Type: 050 Pkg Number: 050

Description	Agency Request Budget (V-01)	Governor's Budget (Y-01)	Column 2 Minus Column 1	% Change from Column 1 to Column 2
	Column 1	Column 2		
REVENUE CATEGORIES				
GENERAL FUND APPROPRIATION				
0050 General Fund Appropriation				
8000 General Fund	(27,174,000)	(27,174,000)	0	0.00%
AVAILABLE REVENUES				
8000 General Fund	(27,174,000)	(27,174,000)	0	0.00%
TOTAL AVAILABLE REVENUES	(\$27,174,000)	(\$27,174,000)	\$0	0.00%
EXPENDITURES				
SPECIAL PAYMENTS				
6045 Dist to Comm College Districts				
8000 General Fund	(27,174,000)	(27,174,000)	0	0.00%
SPECIAL PAYMENTS				
8000 General Fund	(27,174,000)	(27,174,000)	0	0.00%
TOTAL SPECIAL PAYMENTS	(\$27,174,000)	(\$27,174,000)	\$0	0.00%
ENDING BALANCE				
8000 General Fund	-	-	0	0.00%
TOTAL ENDING BALANCE	-	-	\$0	0.00%

Higher Education Coordinating Commission

Agency Number: 52500

Package Comparison Report - Detail
 2019-21 Biennium
 Support to Community Colleges

Cross Reference Number: 52500-102-00-00-00000
 Package: Analyst Adjustments
 Pkg Group: POL Pkg Type: 090 Pkg Number: 090

Description	Agency Request Budget (V-01)	Governor's Budget (Y-01)		Column 2 Minus Column 1	% Change from Column 1 to Column 2
	Column 1	Column 2	Column 2		
REVENUE CATEGORIES					
GENERAL FUND APPROPRIATION					
0050 General Fund Appropriation					
8000 General Fund	-	(47,965,225)	(47,965,225)	(47,965,225)	100.00%
AVAILABLE REVENUES					
8000 General Fund	-	(47,965,225)	(47,965,225)	(47,965,225)	100.00%
TOTAL AVAILABLE REVENUES	-	(\$47,965,225)	(\$47,965,225)	(\$47,965,225)	100.00%
EXPENDITURES					
SPECIAL PAYMENTS					
6045 Dist to Comm College Districts					
8000 General Fund	-	(47,965,225)	(47,965,225)	(47,965,225)	100.00%
SPECIAL PAYMENTS					
8000 General Fund	-	(47,965,225)	(47,965,225)	(47,965,225)	100.00%
TOTAL SPECIAL PAYMENTS	-	(\$47,965,225)	(\$47,965,225)	(\$47,965,225)	100.00%
ENDING BALANCE					
8000 General Fund	-	-	-	0	0.00%
TOTAL ENDING BALANCE	-	-	-	\$0	0.00%

Higher Education Coordinating Commission

Agency Number: 52500

Package Comparison Report - Detail
 2019-21 Biennium
 Support to Community Colleges

Cross Reference Number: 52500-102-00-00-00000
 Package: CCSF - Bridging the Skills Gap
 Pkg Group: POL Pkg Type: POL Pkg Number: 302

Description	Agency Request Budget (V-01)	Governor's Budget (Y-01)		Column 2 Minus Column 1	% Change from Column 1 to Column 2
	Column 1	Column 1	Column 2		
REVENUE CATEGORIES					
GENERAL FUND APPROPRIATION					
0050 General Fund Appropriation					
8000 General Fund	70,000,000	-		(70,000,000)	(100.00%)
AVAILABLE REVENUES					
8000 General Fund	70,000,000	-		(70,000,000)	(100.00%)
TOTAL AVAILABLE REVENUES	\$70,000,000	-		(\$70,000,000)	(100.00%)
EXPENDITURES					
SPECIAL PAYMENTS					
6045 Dist to Comm College Districts					
8000 General Fund	70,000,000	-		(70,000,000)	(100.00%)
SPECIAL PAYMENTS					
8000 General Fund	70,000,000	-		(70,000,000)	(100.00%)
TOTAL SPECIAL PAYMENTS	\$70,000,000	-		(\$70,000,000)	(100.00%)
ENDING BALANCE					
8000 General Fund	-	-		0	0.00%
TOTAL ENDING BALANCE	-	-		\$0	0.00%

Higher Education Coordinating Commission

Agency Number: 52500

Package Comparison Report - Detail
 2019-21 Biennium
 Support to Community Colleges

Cross Reference Number: 52500-102-00-00-00000
 Package: Community College Support Fund
 Pkg Group: POL Pkg Type: POL Pkg Number: 304

Description	Agency Request Budget (V-01)	Governor's Budget (Y-01)		Column 2 Minus Column 1	% Change from Column 1 to Column 2
	Column 1	Column 1	Column 2		
REVENUE CATEGORIES					
GENERAL FUND APPROPRIATION					
0050 General Fund Appropriation					
8000 General Fund	122,172,733	-		(122,172,733)	(100.00%)
AVAILABLE REVENUES					
8000 General Fund	122,172,733	-		(122,172,733)	(100.00%)
TOTAL AVAILABLE REVENUES	\$122,172,733	-		(\$122,172,733)	(100.00%)
EXPENDITURES					
SPECIAL PAYMENTS					
6045 Dist to Comm College Districts					
8000 General Fund	122,172,733	-		(122,172,733)	(100.00%)
SPECIAL PAYMENTS					
8000 General Fund	122,172,733	-		(122,172,733)	(100.00%)
TOTAL SPECIAL PAYMENTS	\$122,172,733	-		(\$122,172,733)	(100.00%)
ENDING BALANCE					
8000 General Fund	-	-		0	0.00%
TOTAL ENDING BALANCE	-	-		\$0	0.00%

Higher Education Coordinating Commission

Agency Number: 52500

Package Comparison Report - Detail

Cross Reference Number: 52500-103-00-00-00000

2019-21 Biennium

Package: Standard Inflation

Public University Ops & Student Support

Pkg Group: ESS Pkg Type: 030 Pkg Number: 031

Description	Agency Request Budget (V-01)		Governor's Budget (Y-01)		Column 2 Minus Column 1	% Change from Column 1 to Column 2
	Column 1	Column 2	Column 1	Column 2		
REVENUE CATEGORIES						
GENERAL FUND APPROPRIATION						
0050 General Fund Appropriation						
8000 General Fund	28,002,146		28,002,146		0	0.00%
AVAILABLE REVENUES						
8000 General Fund	28,002,146		28,002,146		0	0.00%
TOTAL AVAILABLE REVENUES	\$28,002,146		\$28,002,146		\$0	0.00%
EXPENDITURES						
SPECIAL PAYMENTS						
6048 Spc Pmt to Public Universities						
8000 General Fund	1,655,959		1,655,959		0	0.00%
6085 Other Special Payments						
8000 General Fund	26,346,187		26,346,187		0	0.00%
SPECIAL PAYMENTS						
8000 General Fund	28,002,146		28,002,146		0	0.00%
TOTAL SPECIAL PAYMENTS	\$28,002,146		\$28,002,146		\$0	0.00%
ENDING BALANCE						
8000 General Fund	-		-		0	0.00%
TOTAL ENDING BALANCE	-		-		\$0	0.00%

Higher Education Coordinating Commission

Agency Number: 52500

Package Comparison Report - Detail

Cross Reference Number: 52500-103-00-00-000000

2019-21 Biennium

Package: Above Standard Inflation

Public University Ops & Student Support

Pkg Group: ESS Pkg Type: 030 Pkg Number: 032

Description	Agency Request Budget (V-01)		Governor's Budget (Y-01)		Column 2 Minus Column 1	% Change from Column 1 to Column 2
	Column 1	Column 2	Column 1	Column 2		
REVENUE CATEGORIES						
GENERAL FUND APPROPRIATION						
0050 General Fund Appropriation						
8000 General Fund	2,947,594		2,947,594		0	0.00%
AVAILABLE REVENUES						
8000 General Fund	2,947,594		2,947,594		0	0.00%
TOTAL AVAILABLE REVENUES	\$2,947,594		\$2,947,594		\$0	0.00%
EXPENDITURES						
SPECIAL PAYMENTS						
6048 Spc Pmt to Public Universities						
8000 General Fund	174,311		174,311		0	0.00%
6085 Other Special Payments						
8000 General Fund	2,773,283		2,773,283		0	0.00%
SPECIAL PAYMENTS						
8000 General Fund	2,947,594		2,947,594		0	0.00%
TOTAL SPECIAL PAYMENTS	\$2,947,594		\$2,947,594		\$0	0.00%
ENDING BALANCE						
8000 General Fund	-		-		0	0.00%
TOTAL ENDING BALANCE	-		-		\$0	0.00%

Higher Education Coordinating Commission

Agency Number: 52500

Package Comparison Report - Detail
 2019-21 Biennium
 Public University Ops & Student Support
 Cross Reference Number: 52500-103-00-00-00000
 Package: Exceptional Inflation
 Pkg Group: ESS Pkg Type: 030 Pkg Number: 033

Description	Agency Request Budget (V-01)	Governor's Budget (Y-01)		% Change from Column 1 to Column 2
	Column 1	Column 2	Column 2 Minus Column 1	
REVENUE CATEGORIES				
GENERAL FUND APPROPRIATION				
0050 General Fund Appropriation				
8000 General Fund	9,579,683	9,579,683	0	0.00%
AVAILABLE REVENUES				
8000 General Fund	9,579,683	9,579,683	0	0.00%
TOTAL AVAILABLE REVENUES	\$9,579,683	\$9,579,683	\$0	0.00%
EXPENDITURES				
SPECIAL PAYMENTS				
6048 Spc Pmt to Public Universities				
8000 General Fund	566,513	566,513	0	0.00%
6085 Other Special Payments				
8000 General Fund	9,013,170	9,013,170	0	0.00%
SPECIAL PAYMENTS				
8000 General Fund	9,579,683	9,579,683	0	0.00%
TOTAL SPECIAL PAYMENTS	\$9,579,683	\$9,579,683	\$0	0.00%
ENDING BALANCE				
8000 General Fund	-	-	0	0.00%
TOTAL ENDING BALANCE	-	-	\$0	0.00%

Higher Education Coordinating Commission

Agency Number: 52500

Package Comparison Report - Detail
 2019-21 Biennium
 Public University Ops & Student Support
 Cross Reference Number: 52500-103-00-00-00000
 Package: Analyst Adjustments
 Pkg Group: POL Pkg Type: 090 Pkg Number: 090

Description	Agency Request Budget (V-01)		Governor's Budget (Y-01)		Column 2 Minus Column 1	% Change from Column 1 to Column 2
	Column 1	Column 2	Column 1	Column 2		
REVENUE CATEGORIES						
GENERAL FUND APPROPRIATION						
0050 General Fund Appropriation	-	(40,529,423)	(40,529,423)		(40,529,423)	100.00%
8000 General Fund						
AVAILABLE REVENUES						
8000 General Fund	-	(40,529,423)	(40,529,423)		(40,529,423)	100.00%
TOTAL AVAILABLE REVENUES	-	(\$40,529,423)	(\$40,529,423)		(\$40,529,423)	100.00%
EXPENDITURES						
SPECIAL PAYMENTS						
6085 Other Special Payments	-	(40,529,423)	(40,529,423)		(40,529,423)	100.00%
8000 General Fund						
SPECIAL PAYMENTS						
8000 General Fund	-	(40,529,423)	(40,529,423)		(40,529,423)	100.00%
TOTAL SPECIAL PAYMENTS	-	(\$40,529,423)	(\$40,529,423)		(\$40,529,423)	100.00%
ENDING BALANCE						
8000 General Fund	-	-	-		0	0.00%
TOTAL ENDING BALANCE	-	-	-		\$0	0.00%

Higher Education Coordinating Commission

Agency Number: 52500

Package Comparison Report - Detail
 2019-21 Biennium
 Public University Ops & Student Support

Cross Reference Number: 52500-103-00-00-00000
 Package: Public University Support Fund
 Pkg Group: POL Pkg Type: POL Pkg Number: 303

Description	Agency Request Budget (V-01)		Governor's Budget (Y-01)		Column 2 Minus Column 1	% Change from Column 1 to Column 2
	Column 1	Column 2	Column 1	Column 2		
REVENUE CATEGORIES						
GENERAL FUND APPROPRIATION						
0050 General Fund Appropriation						
8000 General Fund	145,571,994	-	(145,571,994)		(145,571,994)	(100.00%)
AVAILABLE REVENUES						
8000 General Fund	145,571,994	-	(145,571,994)		(145,571,994)	(100.00%)
TOTAL AVAILABLE REVENUES	\$145,571,994	-	(\$145,571,994)		(145,571,994)	(100.00%)
EXPENDITURES						
SPECIAL PAYMENTS						
6048 Spc Pmt to Public Universities						
8000 General Fund	145,571,994	-	(145,571,994)		(145,571,994)	(100.00%)
SPECIAL PAYMENTS						
8000 General Fund	145,571,994	-	(145,571,994)		(145,571,994)	(100.00%)
TOTAL SPECIAL PAYMENTS	\$145,571,994	-	(\$145,571,994)		(145,571,994)	(100.00%)
ENDING BALANCE						
8000 General Fund	-	-	0		0	0.00%
TOTAL ENDING BALANCE	-	-	\$0		\$0	0.00%

Higher Education Coordinating Commission

Agency Number: 52500

Package Comparison Report - Detail
 2019-21 Biennium
 Public University State Programs

Cross Reference Number: 52500-104-00-00-00000
 Package: Phase-out Pgm & One-time Costs
 Pkg Group: ESS Pkg Type: 020 Pkg Number: 022

Description	Agency Request Budget (V-01)	Governor's Budget (Y-01)	Column 2 Minus Column 1	% Change from Column 1 to Column 2
	Column 1	Column 2		
REVENUE CATEGORIES				
GENERAL FUND APPROPRIATION				
0050 General Fund Appropriation	(5,790,000)	(5,790,000)	0	0.00%
8000 General Fund				
AVAILABLE REVENUES				
8000 General Fund	(5,790,000)	(5,790,000)	0	0.00%
TOTAL AVAILABLE REVENUES	(\$5,790,000)	(\$5,790,000)	\$0	0.00%
EXPENDITURES				
SPECIAL PAYMENTS				
6048 Spc Pmt to Public Universities				
8000 General Fund	(5,790,000)	(5,790,000)	0	0.00%
3200 Other Funds Non-Ltd	(30,975,977)	(30,975,977)	0	0.00%
All Funds	(36,765,977)	(36,765,977)	0	0.00%
SPECIAL PAYMENTS				
8000 General Fund	(5,790,000)	(5,790,000)	0	0.00%
3200 Other Funds Non-Ltd	(30,975,977)	(30,975,977)	0	0.00%
TOTAL SPECIAL PAYMENTS	(\$36,765,977)	(\$36,765,977)	\$0	0.00%
ENDING BALANCE				
8000 General Fund	-	-	0	0.00%

Higher Education Coordinating Commission

Agency Number: 52500

Package Comparison Report - Detail
 2019-21 Biennium
 Public University State Programs

Cross Reference Number: 52500-104-00-00-00000
 Package: Phase-out Pgm & One-time Costs
 Pkg Group: ESS Pkg Type: 020 Pkg Number: 022

Description	Agency Request Budget (V-01)	Governor's Budget (Y-01)		Column 2 Minus Column 1	% Change from Column 1 to Column 2
	Column 1	Column 2	Column 2 Minus Column 1		
3200 Other Funds Non-Ltd	30,975,977	30,975,977	0		0.00%
TOTAL ENDING BALANCE	\$30,975,977	\$30,975,977	\$0		0.00%

Higher Education Coordinating Commission

Agency Number: 52500

Package Comparison Report - Detail
 2019-21 Biennium
 Public University State Programs
 Cross Reference Number: 52500-104-00-00-00000
 Package: Standard Inflation
 Pkg Group: ESS Pkg Type: 030 Pkg Number: 031

Description	Agency Request Budget (V-01)		Governor's Budget (Y-01)		Column 2 Minus Column 1	% Change from Column 1 to Column 2
	Column 1	Column 2	Column 1	Column 2		
REVENUE CATEGORIES						
GENERAL FUND APPROPRIATION						
0050 General Fund Appropriation						
8000 General Fund	1,535,813		1,535,813		0	0.00%
AVAILABLE REVENUES						
8000 General Fund	1,535,813		1,535,813		0	0.00%
TOTAL AVAILABLE REVENUES	\$1,535,813		\$1,535,813		\$0	0.00%
EXPENDITURES						
SPECIAL PAYMENTS						
6048 Spc Pmt to Public Universities						
8000 General Fund	33,596		33,596		0	0.00%
6085 Other Special Payments						
8000 General Fund	1,502,217		1,502,217		0	0.00%
SPECIAL PAYMENTS						
8000 General Fund	1,535,813		1,535,813		0	0.00%
TOTAL SPECIAL PAYMENTS	\$1,535,813		\$1,535,813		\$0	0.00%
ENDING BALANCE						
8000 General Fund	-		-		0	0.00%
TOTAL ENDING BALANCE	-		-		\$0	0.00%

Higher Education Coordinating Commission

Agency Number: 52500

Package Comparison Report - Detail
 2019-21 Biennium
 Public University State Programs
 Cross Reference Number: 52500-104-00-00-00000
 Package: Above Standard Inflation
 Pkg Group: ESS Pkg Type: 030 Pkg Number: 032

Description	Agency Request Budget (V-01)	Governor's Budget (Y-01)		Column 2 Minus Column 1	% Change from Column 1 to Column 2
	Column 1	Column 2	Column 2		
REVENUE CATEGORIES					
GENERAL FUND APPROPRIATION					
0050 General Fund Appropriation					
8000 General Fund	161,664	161,664	161,664	0	0.00%
AVAILABLE REVENUES					
8000 General Fund	161,664	161,664	161,664	0	0.00%
TOTAL AVAILABLE REVENUES	\$161,664	\$161,664	\$161,664	\$0	0.00%
EXPENDITURES					
SPECIAL PAYMENTS					
6048 Spc Pmt to Public Universities					
8000 General Fund	3,536	3,536	3,536	0	0.00%
6085 Other Special Payments					
8000 General Fund	158,128	158,128	158,128	0	0.00%
SPECIAL PAYMENTS					
8000 General Fund	161,664	161,664	161,664	0	0.00%
TOTAL SPECIAL PAYMENTS	\$161,664	\$161,664	\$161,664	\$0	0.00%
ENDING BALANCE					
8000 General Fund	-	-	-	0	0.00%
TOTAL ENDING BALANCE	-	-	-	\$0	0.00%

Higher Education Coordinating Commission

Agency Number: 52500

Package Comparison Report - Detail
 2019-21 Biennium
 Public University State Programs

Cross Reference Number: 52500-104-00-00-00000
 Package: Exceptional Inflation
 Pkg Group: ESS Pkg Type: 030 Pkg Number: 033

Description	Agency Request Budget (V-01)	Governor's Budget (Y-01)		Column 2 Minus Column 1	% Change from Column 1 to Column 2
	Column 1	Column 2	Column 2		
REVENUE CATEGORIES					
GENERAL FUND APPROPRIATION					
0050 General Fund Appropriation					
8000 General Fund	525,409	525,409	525,409	0	0.00%
AVAILABLE REVENUES					
8000 General Fund	525,409	525,409	525,409	0	0.00%
TOTAL AVAILABLE REVENUES	\$525,409	\$525,409	\$525,409	\$0	0.00%
EXPENDITURES					
SPECIAL PAYMENTS					
6048 Spc Pmt to Public Universities					
8000 General Fund	11,493	11,493	11,493	0	0.00%
6085 Other Special Payments					
8000 General Fund	513,916	513,916	513,916	0	0.00%
SPECIAL PAYMENTS					
8000 General Fund	525,409	525,409	525,409	0	0.00%
TOTAL SPECIAL PAYMENTS	\$525,409	\$525,409	\$525,409	\$0	0.00%
ENDING BALANCE					
8000 General Fund	-	-	-	0	0.00%
TOTAL ENDING BALANCE	-	-	-	\$0	0.00%

Higher Education Coordinating Commission

Agency Number: 52500

Package Comparison Report - Detail
 2019-21 Biennium
 Public University State Programs

Cross Reference Number: 52500-104-00-00-00000
 Package: Analyst Adjustments
 Pkg Group: POL Pkg Type: 090 Pkg Number: 090

Description	Agency Request Budget (V-01)		Governor's Budget (Y-01)		Column 2 Minus Column 1	% Change from Column 1 to Column 2
	Column 1	Column 2	Column 1	Column 2		
REVENUE CATEGORIES						
GENERAL FUND APPROPRIATION						
0050 General Fund Appropriation	-	(27,819,505)	(27,819,505)		(27,819,505)	100.00%
8000 General Fund	-					
AVAILABLE REVENUES						
8000 General Fund	-	(27,819,505)	(27,819,505)		(27,819,505)	100.00%
TOTAL AVAILABLE REVENUES	-	(\$27,819,505)	(\$27,819,505)		(\$27,819,505)	100.00%
EXPENDITURES						
SPECIAL PAYMENTS						
6085 Other Special Payments	-	(27,819,505)	(27,819,505)		(27,819,505)	100.00%
8000 General Fund	-					
SPECIAL PAYMENTS						
8000 General Fund	-	(27,819,505)	(27,819,505)		(27,819,505)	100.00%
TOTAL SPECIAL PAYMENTS	-	(\$27,819,505)	(\$27,819,505)		(\$27,819,505)	100.00%
ENDING BALANCE						
8000 General Fund	-	-	-		0	0.00%
TOTAL ENDING BALANCE	-	-	-		\$0	0.00%

Higher Education Coordinating Commission

Agency Number: 52500

Package Comparison Report - Detail
 2019-21 Biennium
 Public University State Programs

Cross Reference Number: 52500-104-00-00-00000
 Package: University State Programs
 Pkg Group: POL Pkg Type: POL Pkg Number: 309

Description	Agency Request Budget (V-01)	Governor's Budget (Y-01)		Column 2 Minus Column 1	% Change from Column 1 to Column 2
	Column 1	Column 1	Column 2		
REVENUE CATEGORIES					
GENERAL FUND APPROPRIATION					
0050 General Fund Appropriation					
8000 General Fund	2,772,067	-		(2,772,067)	(100.00%)
AVAILABLE REVENUES					
8000 General Fund	2,772,067	-		(2,772,067)	(100.00%)
TOTAL AVAILABLE REVENUES	\$2,772,067	-		(\$2,772,067)	(100.00%)
EXPENDITURES					
SPECIAL PAYMENTS					
6048 Spc Pmt to Public Universities					
8000 General Fund	2,772,067	-		(2,772,067)	(100.00%)
SPECIAL PAYMENTS					
8000 General Fund	2,772,067	-		(2,772,067)	(100.00%)
TOTAL SPECIAL PAYMENTS	\$2,772,067	-		(\$2,772,067)	(100.00%)
ENDING BALANCE					
8000 General Fund	-	-	0	0	0.00%
TOTAL ENDING BALANCE	-	-	\$0	\$0	0.00%

Higher Education Coordinating Commission

Agency Number: 52500

Package Comparison Report - Detail
 2019-21 Biennium
 Agriculture Experiment Station

Cross Reference Number: 52500-105-00-00-00000
 Package: Phase-out Pgm & One-time Costs
 Pkg Group: ESS Pkg Type: 020 Pkg Number: 022

Description	Agency Request Budget (V-01)	Governor's Budget (Y-01)		Column 2 Minus Column 1	% Change from Column 1 to Column 2
	Column 1	Column 2	Column 2		
REVENUE CATEGORIES					
GENERAL FUND APPROPRIATION					
0050 General Fund Appropriation					
8000 General Fund	(380,000)		(380,000)	0	0.00%
AVAILABLE REVENUES					
8000 General Fund	(380,000)		(380,000)	0	0.00%
TOTAL AVAILABLE REVENUES	(\$380,000)		(\$380,000)	\$0	0.00%
EXPENDITURES					
SPECIAL PAYMENTS					
6048 Spc Pmt to Public Universities					
8000 General Fund	(380,000)		(380,000)	0	0.00%
SPECIAL PAYMENTS					
8000 General Fund	(380,000)		(380,000)	0	0.00%
TOTAL SPECIAL PAYMENTS	(\$380,000)		(\$380,000)	\$0	0.00%
ENDING BALANCE					
8000 General Fund	-		-	0	0.00%
TOTAL ENDING BALANCE	-		-	\$0	0.00%

Higher Education Coordinating Commission

Agency Number: 52500

Package Comparison Report - Detail

Cross Reference Number: 52500-105-00-00-000000

2019-21 Biennium

Package: Standard Inflation

Agriculture Experiment Station

Pkg Group: ESS Pkg Type: 030 Pkg Number: 031

Description	Agency Request Budget (V-01)	Governor's Budget (Y-01)		% Change from Column 1 to Column 2
	Column 1	Column 2	Column 2 Minus Column 1	
REVENUE CATEGORIES				
GENERAL FUND APPROPRIATION				
0050 General Fund Appropriation				
8000 General Fund	2,511,376	2,511,376	0	0.00%
AVAILABLE REVENUES				
8000 General Fund	2,511,376	2,511,376	0	0.00%
TOTAL AVAILABLE REVENUES	\$2,511,376	\$2,511,376	\$0	0.00%
EXPENDITURES				
SPECIAL PAYMENTS				
6048 Spc Pmt to Public Universities				
8000 General Fund	12,270	12,270	0	0.00%
6085 Other Special Payments				
8000 General Fund	2,499,106	2,499,106	0	0.00%
SPECIAL PAYMENTS				
8000 General Fund	2,511,376	2,511,376	0	0.00%
TOTAL SPECIAL PAYMENTS	\$2,511,376	\$2,511,376	\$0	0.00%
ENDING BALANCE				
8000 General Fund	-	-	0	0.00%
TOTAL ENDING BALANCE	-	-	\$0	0.00%

Higher Education Coordinating Commission

Agency Number: 52500

Package Comparison Report - Detail

Cross Reference Number: 52500-105-00-00-00000

2019-21 Biennium

Package: Above Standard Inflation

Agriculture Experiment Station

Pkg Group: ESS Pkg Type: 030 Pkg Number: 032

Description	Agency Request Budget (V-01)	Governor's Budget (Y-01)		Column 2 Minus Column 1	% Change from Column 1 to Column 2
	Column 1	Column 2	Column 2 Minus Column 1		
REVENUE CATEGORIES					
GENERAL FUND APPROPRIATION					
0050 General Fund Appropriation					
8000 General Fund	264,356	264,356	0	0	0.00%
AVAILABLE REVENUES					
8000 General Fund	264,356	264,356	0	0	0.00%
TOTAL AVAILABLE REVENUES	\$264,356	\$264,356	\$0	\$0	0.00%
EXPENDITURES					
SPECIAL PAYMENTS					
6048 Spc Pmt to Public Universities					
8000 General Fund	1,292	1,292	0	0	0.00%
6085 Other Special Payments					
8000 General Fund	263,064	263,064	0	0	0.00%
SPECIAL PAYMENTS					
8000 General Fund	264,356	264,356	0	0	0.00%
TOTAL SPECIAL PAYMENTS	\$264,356	\$264,356	\$0	\$0	0.00%
ENDING BALANCE					
8000 General Fund	-	-	0	0	0.00%
TOTAL ENDING BALANCE	-	-	\$0	\$0	0.00%

Higher Education Coordinating Commission

Agency Number: 52500

Package Comparison Report - Detail
 2019-21 Biennium
 Agriculture Experiment Station

Cross Reference Number: 52500-105-00-00-00000
 Package: Exceptional Inflation
 Pkg Group: ESS Pkg Type: 030 Pkg Number: 033

Description	Agency Request Budget (V-01)		Governor's Budget (Y-01)		Column 2 Minus Column 1	% Change from Column 1 to Column 2
	Column 1	Column 2	Column 1	Column 2		
REVENUE CATEGORIES						
GENERAL FUND APPROPRIATION						
0050 General Fund Appropriation						
8000 General Fund	859,156	859,156	859,156	0	0	0.00%
AVAILABLE REVENUES						
8000 General Fund	859,156	859,156	859,156	0	0	0.00%
TOTAL AVAILABLE REVENUES	\$859,156		\$859,156	\$0	\$0	0.00%
EXPENDITURES						
SPECIAL PAYMENTS						
6048 Spc Pmt to Public Universities						
8000 General Fund	4,198		4,198	0	0	0.00%
6085 Other Special Payments						
8000 General Fund	854,958		854,958	0	0	0.00%
SPECIAL PAYMENTS						
8000 General Fund	859,156		859,156	0	0	0.00%
TOTAL SPECIAL PAYMENTS	\$859,156		\$859,156	\$0	\$0	0.00%
ENDING BALANCE						
8000 General Fund	-		-	0	0	0.00%
TOTAL ENDING BALANCE	-		-	\$0	\$0	0.00%

Higher Education Coordinating Commission

Agency Number: 52500

Package Comparison Report - Detail
 2019-21 Biennium
 Agriculture Experiment Station
 Cross Reference Number: 52500-105-00-00-00000
 Package: Analyst Adjustments
 Pkg Group: POL Pkg Type: 090 Pkg Number: 090

Description	Agency Request Budget (V-01)	Governor's Budget (Y-01)		Column 2 Minus Column 1	% Change from Column 1 to Column 2
	Column 1	Column 1	Column 2		
REVENUE CATEGORIES					
GENERAL FUND APPROPRIATION					
0050 General Fund Appropriation	-	(3,634,888)	(3,634,888)	(3,634,888)	100.00%
8000 General Fund	-	(3,634,888)	(3,634,888)	(3,634,888)	100.00%
AVAILABLE REVENUES					
8000 General Fund	-	(3,634,888)	(3,634,888)	(3,634,888)	100.00%
TOTAL AVAILABLE REVENUES	-	(\$3,634,888)	(\$3,634,888)	(\$3,634,888)	100.00%
EXPENDITURES					
SPECIAL PAYMENTS					
6085 Other Special Payments	-	(3,634,888)	(3,634,888)	(3,634,888)	100.00%
8000 General Fund	-	(3,634,888)	(3,634,888)	(3,634,888)	100.00%
TOTAL SPECIAL PAYMENTS	-	(\$3,634,888)	(\$3,634,888)	(\$3,634,888)	100.00%
ENDING BALANCE					
8000 General Fund	-	-	0	0	0.00%
TOTAL ENDING BALANCE	-	-	\$0	\$0	0.00%

Higher Education Coordinating Commission

Agency Number: 52500

Package Comparison Report - Detail
 2019-21 Biennium
 Extension Service

Cross Reference Number: 52500-106-00-000000
 Package: Phase - In
 Pkg Group: ESS Pkg Type: 020 Pkg Number: 021

Description	Agency Request Budget (V-01)	Governor's Budget (Y-01)	Column 2 Minus Column 1	% Change from Column 1 to Column 2
	Column 1	Column 2		
REVENUE CATEGORIES				
TRANSFERS IN				
1107 Tsfr From Administrative Svcs				
4400 Lottery Funds Ltd	22,805,847	22,805,847	0	0.00%
REVENUE CATEGORIES				
4400 Lottery Funds Ltd	22,805,847	22,805,847	0	0.00%
TOTAL REVENUE CATEGORIES	\$22,805,847	\$22,805,847	\$0	0.00%
AVAILABLE REVENUES				
4400 Lottery Funds Ltd	22,805,847	22,805,847	0	0.00%
TOTAL AVAILABLE REVENUES	\$22,805,847	\$22,805,847	\$0	0.00%
EXPENDITURES				
SPECIAL PAYMENTS				
6048 Spc Pmt to Public Universities				
4400 Lottery Funds Ltd	22,805,847	22,805,847	0	0.00%
SPECIAL PAYMENTS				
4400 Lottery Funds Ltd	22,805,847	22,805,847	0	0.00%
TOTAL SPECIAL PAYMENTS	\$22,805,847	\$22,805,847	\$0	0.00%
ENDING BALANCE				
4400 Lottery Funds Ltd	-	-	0	0.00%

Higher Education Coordinating Commission

Agency Number: 52500

Package Comparison Report - Detail
 2019-21 Biennium
 Extension Service

Cross Reference Number: 52500-106-00-00-000000
 Package: Phase - In
 Pkg Group: ESS Pkg Type: 020 Pkg Number: 021

Description	Agency Request Budget (V-01)	Governor's Budget (Y-01)		Column 2 Minus Column 1	% Change from Column 1 to Column 2
	Column 1	Column 2	Column 2		
TOTAL ENDING BALANCE	-	-	-	\$0	0.00%

Higher Education Coordinating Commission

Agency Number: 52500

Package Comparison Report - Detail
 2019-21 Biennium
 Extension Service

Cross Reference Number: 52500-106-00-00-00000
 Package: Standard Inflation
 Pkg Group: ESS Pkg Type: 030 Pkg Number: 031

Description	Agency Request Budget (V-01)		Governor's Budget (Y-01)		Column 2 Minus Column 1	% Change from Column 1 to Column 2
	Column 1	Column 2	Column 1	Column 2		
REVENUE CATEGORIES						
GENERAL FUND APPROPRIATION						
0050 General Fund Appropriation						
8000 General Fund	1,813,261		1,813,261		0	0.00%
REVENUE CATEGORIES						
8000 General Fund	1,813,261		1,813,261		0	0.00%
TOTAL REVENUE CATEGORIES	\$1,813,261		\$1,813,261		\$0	0.00%
AVAILABLE REVENUES						
8000 General Fund	1,813,261		1,813,261		0	0.00%
TOTAL AVAILABLE REVENUES	\$1,813,261		\$1,813,261		\$0	0.00%
EXPENDITURES						
SPECIAL PAYMENTS						
6048 Spc Pmt to Public Universities						
8000 General Fund	8,859		8,859		0	0.00%
6085 Other Special Payments						
8000 General Fund	1,804,402		1,804,402		0	0.00%
TOTAL SPECIAL PAYMENTS	\$1,813,261		\$1,813,261		\$0	0.00%

Higher Education Coordinating Commission

Agency Number: 52500

Package Comparison Report - Detail
 2019-21 Biennium
 Extension Service

Cross Reference Number: 52500-106-00-00-00000
 Package: Standard Inflation
 Pkg Group: ESS Pkg Type: 030 Pkg Number: 031

Description	Agency Request Budget (V-01)	Governor's Budget (Y-01)		Column 2 Minus Column 1	% Change from Column 1 to Column 2
	Column 1	Column 2			
ENDING BALANCE					
8000 General Fund	-	-	-	0	0.00%
TOTAL ENDING BALANCE	-	-	-	\$0	0.00%

Higher Education Coordinating Commission

Agency Number: 52500

Package Comparison Report - Detail
 2019-21 Biennium
 Extension Service

Cross Reference Number: 52500-106-00-00-00000
 Package: Above Standard Inflation
 Pkg Group: ESS Pkg Type: 030 Pkg Number: 032

Description	Agency Request Budget (V-01)	Governor's Budget (Y-01)		% Change from Column 1 to Column 2
	Column 1	Column 2	Column 2 Minus Column 1	
REVENUE CATEGORIES				
GENERAL FUND APPROPRIATION				
0050 General Fund Appropriation				
8000 General Fund	190,870	190,870	0	0.00%
REVENUE CATEGORIES				
8000 General Fund	190,870	190,870	0	0.00%
TOTAL REVENUE CATEGORIES	\$190,870	\$190,870	\$0	0.00%
AVAILABLE REVENUES				
8000 General Fund	190,870	190,870	0	0.00%
TOTAL AVAILABLE REVENUES	\$190,870	\$190,870	\$0	0.00%
EXPENDITURES				
SPECIAL PAYMENTS				
6048 Spc Pmt to Public Universities				
8000 General Fund	933	933	0	0.00%
6085 Other Special Payments				
8000 General Fund	189,937	189,937	0	0.00%
SPECIAL PAYMENTS				
8000 General Fund	190,870	190,870	0	0.00%
TOTAL SPECIAL PAYMENTS	\$190,870	\$190,870	\$0	0.00%

Higher Education Coordinating Commission

Agency Number: 52500

Package Comparison Report - Detail
 2019-21 Biennium
 Extension Service

Cross Reference Number: 52500-106-00-00-00000
 Package: Above Standard Inflation
 Pkg Group: ESS Pkg Type: 030 Pkg Number: 032

Description	Agency Request Budget (V-01)	Governor's Budget (Y-01)		Column 2 Minus Column 1	% Change from Column 1 to Column 2
	Column 1	Column 2	Column 2		
ENDING BALANCE					
8000 General Fund	-	-	-	0	0.00%
TOTAL ENDING BALANCE	-	-	-	\$0	0.00%

Higher Education Coordinating Commission

Agency Number: 52500

Package Comparison Report - Detail
 2019-21 Biennium
 Extension Service
 Cross Reference Number: 52500-106-00-00-00000
 Package: Exceptional Inflation
 Pkg Group: ESS Pkg Type: 030 Pkg Number: 033

Description	Agency Request Budget (V-01)	Governor's Budget (Y-01)	Column 2 Minus Column 1	% Change from Column 1 to Column 2
	Column 1	Column 2		
REVENUE CATEGORIES				
GENERAL FUND APPROPRIATION				
0050 General Fund Appropriation				
8000 General Fund	620,326	620,326	0	0.00%
REVENUE CATEGORIES				
8000 General Fund	620,326	620,326	0	0.00%
TOTAL REVENUE CATEGORIES	\$620,326	\$620,326	\$0	0.00%
AVAILABLE REVENUES				
8000 General Fund	620,326	620,326	0	0.00%
TOTAL AVAILABLE REVENUES	\$620,326	\$620,326	\$0	0.00%
EXPENDITURES				
SPECIAL PAYMENTS				
6048 Spc Pmt to Public Universities				
8000 General Fund	3,031	3,031	0	0.00%
6085 Other Special Payments				
8000 General Fund	617,295	617,295	0	0.00%
SPECIAL PAYMENTS				
8000 General Fund	620,326	620,326	0	0.00%
TOTAL SPECIAL PAYMENTS	\$620,326	\$620,326	\$0	0.00%

Higher Education Coordinating Commission

Agency Number: 52500

Package Comparison Report - Detail

Cross Reference Number: 52500-106-00-00-000000

2019-21 Biennium
Extension Service

Package: Exceptional Inflation
Pkg Group: ESS Pkg Type: 030 Pkg Number: 033

Description	Agency Request Budget (V-01)	Governor's Budget (Y-01)		Column 2 Minus Column 1	% Change from Column 1 to Column 2
	Column 1	Column 2			
ENDING BALANCE					
8000 General Fund	-	-	-	0	0.00%
TOTAL ENDING BALANCE	-	-	-	\$0	0.00%

Higher Education Coordinating Commission

Agency Number: 52500

Package Comparison Report - Detail
 2019-21 Biennium
 Extension Service

Cross Reference Number: 52500-106-00-00-000000
 Package: Analyst Adjustments
 Pkg Group: POL Pkg Type: 090 Pkg Number: 090

Description	Agency Request Budget (V-01)	Governor's Budget (Y-01)		Column 2 Minus Column 1	% Change from Column 1 to Column 2
	Column 1	Column 1	Column 2		
REVENUE CATEGORIES					
GENERAL FUND APPROPRIATION					
0050 General Fund Appropriation	-	(2,624,457)	(2,624,457)	(2,624,457)	100.00%
8000 General Fund	-				
TRANSFERS IN					
1107 Tsfr From Administrative Svcs	-	(22,805,847)	(22,805,847)	(22,805,847)	100.00%
4400 Lottery Funds Ltd	-				
REVENUE CATEGORIES					
8000 General Fund	-	(2,624,457)	(2,624,457)	(2,624,457)	100.00%
4400 Lottery Funds Ltd	-	(22,805,847)	(22,805,847)	(22,805,847)	100.00%
TOTAL REVENUE CATEGORIES	-	(\$25,430,304)	(\$25,430,304)	(\$25,430,304)	100.00%
AVAILABLE REVENUES					
8000 General Fund	-	(2,624,457)	(2,624,457)	(2,624,457)	100.00%
4400 Lottery Funds Ltd	-	(22,805,847)	(22,805,847)	(22,805,847)	100.00%
TOTAL AVAILABLE REVENUES	-	(\$25,430,304)	(\$25,430,304)	(\$25,430,304)	100.00%
EXPENDITURES					
SPECIAL PAYMENTS					
6048 Spc Pmt to Public Universities	-	(22,805,847)	(22,805,847)	(22,805,847)	100.00%
4400 Lottery Funds Ltd	-				

Higher Education Coordinating Commission

Agency Number: 52500

Package Comparison Report - Detail
 2019-21 Biennium
 Extension Service

Cross Reference Number: 52500-106-00-00-00000
 Package: Analyst Adjustments
 Pkg Group: POL Pkg Type: 090 Pkg Number: 090

Description	Agency Request Budget (V-01)	Governor's Budget (Y-01)		Column 2 Minus Column 1	% Change from Column 1 to Column 2
	Column 1	Column 1	Column 2		
6085 Other Special Payments					
8000 General Fund	-	(2,624,457)	(2,624,457)	(2,624,457)	100.00%
SPECIAL PAYMENTS					
8000 General Fund	-	(2,624,457)	(2,624,457)	(2,624,457)	100.00%
4400 Lottery Funds Ltd	-	(22,805,847)	(22,805,847)	(22,805,847)	100.00%
TOTAL SPECIAL PAYMENTS	-	(\$25,430,304)	(\$25,430,304)	(\$25,430,304)	100.00%
ENDING BALANCE					
8000 General Fund	-	-	-	0	0.00%
4400 Lottery Funds Ltd	-	-	-	0	0.00%
TOTAL ENDING BALANCE	-	-	-	\$0	0.00%

Higher Education Coordinating Commission

Agency Number: 52500

Package Comparison Report - Detail

Cross Reference Number: 52500-106-00-00-000000

2019-21 Biennium

Package: Statewide Public Services

Extension Service

Pkg Group: POL Pkg Type: POL Pkg Number: 310

Description	Agency Request Budget (V-01)	Governor's Budget (Y-01)		Column 2 Minus Column 1	% Change from Column 1 to Column 2
	Column 1	Column 1	Column 2		
REVENUE CATEGORIES					
GENERAL FUND APPROPRIATION					
0050 General Fund Appropriation					
8000 General Fund	7,565,849	-	-	(7,565,849)	(100.00%)
REVENUE CATEGORIES					
8000 General Fund	7,565,849	-	-	(7,565,849)	(100.00%)
TOTAL REVENUE CATEGORIES	\$7,565,849	-	-	(\$7,565,849)	(100.00%)
AVAILABLE REVENUES					
8000 General Fund	7,565,849	-	-	(7,565,849)	(100.00%)
TOTAL AVAILABLE REVENUES	\$7,565,849	-	-	(\$7,565,849)	(100.00%)
EXPENDITURES					
SPECIAL PAYMENTS					
6048 Spc Pmt to Public Universities					
8000 General Fund	7,565,849	-	-	(7,565,849)	(100.00%)
SPECIAL PAYMENTS					
8000 General Fund	7,565,849	-	-	(7,565,849)	(100.00%)
TOTAL SPECIAL PAYMENTS	\$7,565,849	-	-	(\$7,565,849)	(100.00%)
ENDING BALANCE					
8000 General Fund	-	-	-	0	0.00%

Higher Education Coordinating Commission

Agency Number: 52500

Package Comparison Report - Detail
 2019-21 Biennium
 Extension Service

Cross Reference Number: 52500-106-00-00-00000
 Package: Statewide Public Services
 Pkg Group: POL Pkg Type: POL Pkg Number: 310

Description	Agency Request Budget (V-01)	Governor's Budget (Y-01)		Column 2 Minus Column 1	% Change from Column 1 to Column 2
	Column 1	Column 2	Column 2		
TOTAL ENDING BALANCE	-	-	-	\$0	0.00%

Higher Education Coordinating Commission

Agency Number: 52500

Package Comparison Report - Detail
 2019-21 Biennium
 Forest Research Laboratory
 Cross Reference Number: 52500-107-00-00-00000
 Package: Standard Inflation
 Pkg Group: ESS Pkg Type: 030 Pkg Number: 031

Description	Agency Request Budget (V-01)		Governor's Budget (Y-01)		Column 2 Minus Column 1	% Change from Column 1 to Column 2
	Column 1	Column 2	Column 1	Column 2		
REVENUE CATEGORIES						
GENERAL FUND APPROPRIATION						
0050 General Fund Appropriation						
8000 General Fund	388,513		388,513		0	0.00%
AVAILABLE REVENUES						
8000 General Fund	388,513		388,513		0	0.00%
TOTAL AVAILABLE REVENUES	\$388,513		\$388,513		\$0	0.00%
EXPENDITURES						
SPECIAL PAYMENTS						
6048 Spc Pmt to Public Universities						
8000 General Fund	1,898		1,898		0	0.00%
6085 Other Special Payments						
8000 General Fund	386,615		386,615		0	0.00%
SPECIAL PAYMENTS						
8000 General Fund	388,513		388,513		0	0.00%
TOTAL SPECIAL PAYMENTS	\$388,513		\$388,513		\$0	0.00%
ENDING BALANCE						
8000 General Fund	-		-		0	0.00%
TOTAL ENDING BALANCE	-		-		\$0	0.00%

Higher Education Coordinating Commission

Agency Number: 52500

Package Comparison Report - Detail
 2019-21 Biennium
 Forest Research Laboratory
 Cross Reference Number: 52500-107-00-00-00000
 Package: Above Standard Inflation
 Pkg Group: ESS Pkg Type: 030 Pkg Number: 032

Description	Agency Request Budget (V-01)	Governor's Budget (Y-01)		Column 2 Minus Column 1	% Change from Column 1 to Column 2
	Column 1	Column 2	Column 2 Minus Column 1		
REVENUE CATEGORIES					
GENERAL FUND APPROPRIATION					
0050 General Fund Appropriation					
8000 General Fund	40,897	40,897	0		0.00%
AVAILABLE REVENUES					
8000 General Fund	40,897	40,897	0		0.00%
TOTAL AVAILABLE REVENUES	\$40,897	\$40,897	\$0		0.00%
EXPENDITURES					
SPECIAL PAYMENTS					
6048 Spc Pmt to Public Universities					
8000 General Fund	200	200	0		0.00%
6085 Other Special Payments					
8000 General Fund	40,697	40,697	0		0.00%
SPECIAL PAYMENTS					
8000 General Fund	40,897	40,897	0		0.00%
TOTAL SPECIAL PAYMENTS	\$40,897	\$40,897	\$0		0.00%
ENDING BALANCE					
8000 General Fund	-	-	0		0.00%
TOTAL ENDING BALANCE	-	-	\$0		0.00%

Higher Education Coordinating Commission

Agency Number: 52500

Package Comparison Report - Detail
 2019-21 Biennium
 Forest Research Laboratory

Cross Reference Number: 52500-107-00-00-00000
 Package: Exceptional Inflation
 Pkg Group: ESS Pkg Type: 030 Pkg Number: 033

Description	Agency Request Budget (V-01)	Governor's Budget (Y-01)		% Change from Column 1 to Column 2
	Column 1	Column 2	Column 2 Minus Column 1	
REVENUE CATEGORIES				
GENERAL FUND APPROPRIATION				
0050 General Fund Appropriation				
8000 General Fund	132,912	132,912	0	0.00%
AVAILABLE REVENUES				
8000 General Fund	132,912	132,912	0	0.00%
TOTAL AVAILABLE REVENUES	\$132,912	\$132,912	\$0	0.00%
EXPENDITURES				
SPECIAL PAYMENTS				
6048 Spc Pmt to Public Universities				
8000 General Fund	649	649	0	0.00%
6085 Other Special Payments				
8000 General Fund	132,263	132,263	0	0.00%
SPECIAL PAYMENTS				
8000 General Fund	132,912	132,912	0	0.00%
TOTAL SPECIAL PAYMENTS	\$132,912	\$132,912	\$0	0.00%
ENDING BALANCE				
8000 General Fund	-	-	0	0.00%
TOTAL ENDING BALANCE	-	-	\$0	0.00%

Higher Education Coordinating Commission

Agency Number: 52500

Package Comparison Report - Detail
 2019-21 Biennium
 Forest Research Laboratory
 Cross Reference Number: 52500-107-00-00-00000
 Package: Analyst Adjustments
 Pkg Group: POL Pkg Type: 090 Pkg Number: 090

Description	Agency Request Budget (V-01)	Governor's Budget (Y-01)		Column 2 Minus Column 1	% Change from Column 1 to Column 2
	Column 1	Column 1	Column 2		
REVENUE CATEGORIES					
GENERAL FUND APPROPRIATION					
0050 General Fund Appropriation					
8000 General Fund	-	(562,322)	(562,322)	(562,322)	100.00%
AVAILABLE REVENUES					
8000 General Fund	-	(562,322)	(562,322)	(562,322)	100.00%
TOTAL AVAILABLE REVENUES	-	(\$562,322)	(\$562,322)	(\$562,322)	100.00%
EXPENDITURES					
SPECIAL PAYMENTS					
6085 Other Special Payments					
8000 General Fund	-	(562,322)	(562,322)	(562,322)	100.00%
SPECIAL PAYMENTS					
8000 General Fund	-	(562,322)	(562,322)	(562,322)	100.00%
TOTAL SPECIAL PAYMENTS	-	(\$562,322)	(\$562,322)	(\$562,322)	100.00%
ENDING BALANCE					
8000 General Fund	-	-	-	0	0.00%
TOTAL ENDING BALANCE	-	-	-	\$0	0.00%

Higher Education Coordinating Commission

Agency Number: 52500

Package Comparison Report - Detail
 2019-21 Biennium
 OHSU Programs

Cross Reference Number: 52500-108-00-00-00000
 Package: Phase-out Pgm & One-time Costs
 Pkg Group: ESS Pkg Type: 020 Pkg Number: 022

Description	Agency Request Budget (V-01)	Governor's Budget (Y-01)	Column 2 Minus Column 1	% Change from Column 1 to Column 2
	Column 1	Column 2		
REVENUE CATEGORIES				
GENERAL FUND APPROPRIATION				
0050 General Fund Appropriation				
8000 General Fund	(3,226,057)	(3,226,057)	0	0.00%
AVAILABLE REVENUES				
8000 General Fund	(3,226,057)	(3,226,057)	0	0.00%
TOTAL AVAILABLE REVENUES	(\$3,226,057)	(\$3,226,057)	\$0	0.00%
EXPENDITURES				
SPECIAL PAYMENTS				
6048 Spc Pmt to Public Universities				
8000 General Fund	(1,613,029)	(1,613,029)	0	0.00%
6085 Other Special Payments				
8000 General Fund	(1,613,028)	(1,613,028)	0	0.00%
SPECIAL PAYMENTS				
8000 General Fund	(3,226,057)	(3,226,057)	0	0.00%
TOTAL SPECIAL PAYMENTS	(\$3,226,057)	(\$3,226,057)	\$0	0.00%
ENDING BALANCE				
8000 General Fund	-	-	0	0.00%
TOTAL ENDING BALANCE	-	-	\$0	0.00%

Higher Education Coordinating Commission

Agency Number: 52500

Package Comparison Report - Detail
 2019-21 Biennium
 OHSU Programs

Cross Reference Number: 52500-108-00-00-00000
 Package: Standard Inflation
 Pkg Group: ESS Pkg Type: 030 Pkg Number: 031

Description	Agency Request Budget (V-01)	Governor's Budget (Y-01)		% Change from Column 1 to Column 2
	Column 1	Column 2	Column 2 Minus Column 1	
REVENUE CATEGORIES				
GENERAL FUND APPROPRIATION				
0050 General Fund Appropriation				
8000 General Fund	2,813,952	2,813,952	0	0.00%
AVAILABLE REVENUES				
8000 General Fund	2,813,952	2,813,952	0	0.00%
TOTAL AVAILABLE REVENUES	\$2,813,952	\$2,813,952	\$0	0.00%
EXPENDITURES				
SPECIAL PAYMENTS				
6085 Other Special Payments				
8000 General Fund	2,813,952	2,813,952	0	0.00%
SPECIAL PAYMENTS				
8000 General Fund	2,813,952	2,813,952	0	0.00%
TOTAL SPECIAL PAYMENTS	\$2,813,952	\$2,813,952	\$0	0.00%
ENDING BALANCE				
8000 General Fund	-	-	0	0.00%
TOTAL ENDING BALANCE	-	-	\$0	0.00%

Higher Education Coordinating Commission

Agency Number: 52500

Package Comparison Report - Detail
 2019-21 Biennium
 OHSU Programs

Cross Reference Number: 52500-108-00-00-00000
 Package: Above Standard Inflation
 Pkg Group: ESS Pkg Type: 030 Pkg Number: 032

Description	Agency Request Budget (V-01)	Governor's Budget (Y-01)	Column 2 Minus Column 1	% Change from Column 1 to Column 2
	Column 1	Column 2		
REVENUE CATEGORIES				
GENERAL FUND APPROPRIATION				
0050 General Fund Appropriation				
8000 General Fund	296,206	296,206	0	0.00%
AVAILABLE REVENUES				
8000 General Fund	296,206	296,206	0	0.00%
TOTAL AVAILABLE REVENUES	\$296,206	\$296,206	\$0	0.00%
EXPENDITURES				
SPECIAL PAYMENTS				
6085 Other Special Payments				
8000 General Fund	296,206	296,206	0	0.00%
SPECIAL PAYMENTS				
8000 General Fund	296,206	296,206	0	0.00%
TOTAL SPECIAL PAYMENTS	\$296,206	\$296,206	\$0	0.00%
ENDING BALANCE				
8000 General Fund	-	-	0	0.00%
TOTAL ENDING BALANCE	-	-	\$0	0.00%

Higher Education Coordinating Commission

Agency Number: 52500

Package Comparison Report - Detail
 2019-21 Biennium
 OHSU Programs

Cross Reference Number: 52500-108-00-00-00000
 Package: Analyst Adjustments
 Pkg Group: POL Pkg Type: 090 Pkg Number: 090

Description	Agency Request Budget (V-01)	Governor's Budget (Y-01)		Column 2 Minus Column 1	% Change from Column 1 to Column 2
	Column 1	Column 2	Column 2		
REVENUE CATEGORIES					
GENERAL FUND APPROPRIATION					
0050 General Fund Appropriation	-	(3,110,158)	(3,110,158)	(3,110,158)	100.00%
8000 General Fund	-	(3,110,158)	(3,110,158)	(3,110,158)	100.00%
AVAILABLE REVENUES					
8000 General Fund	-	(3,110,158)	(3,110,158)	(3,110,158)	100.00%
TOTAL AVAILABLE REVENUES	-	(\$3,110,158)	(\$3,110,158)	(\$3,110,158)	100.00%
EXPENDITURES					
SPECIAL PAYMENTS					
6085 Other Special Payments	-	(3,110,158)	(3,110,158)	(3,110,158)	100.00%
8000 General Fund	-	(3,110,158)	(3,110,158)	(3,110,158)	100.00%
SPECIAL PAYMENTS					
8000 General Fund	-	(3,110,158)	(3,110,158)	(3,110,158)	100.00%
TOTAL SPECIAL PAYMENTS	-	(\$3,110,158)	(\$3,110,158)	(\$3,110,158)	100.00%
ENDING BALANCE					
8000 General Fund	-	-	-	0	0.00%
TOTAL ENDING BALANCE	-	-	-	\$0	0.00%

Higher Education Coordinating Commission

Agency Number: 52500

Package Comparison Report - Detail
 2019-21 Biennium
 Student Assistance

Cross Reference Number: 52500-109-00-00-00000
 Package: Phase - In
 Pkg Group: ESS Pkg Type: 020 Pkg Number: 021

Description	Agency Request Budget (V-01)		Governor's Budget (Y-01)		Column 2 Minus Column 1	% Change from Column 1 to Column 2
	Column 1	Column 2	Column 1	Column 2		
REVENUE CATEGORIES						
GENERAL FUND APPROPRIATION						
0050 General Fund Appropriation						
8000 General Fund	2,690,000		2,690,000		0	0.00%
REVENUE CATEGORIES						
8000 General Fund	2,690,000		2,690,000		0	0.00%
TOTAL REVENUE CATEGORIES	\$2,690,000		\$2,690,000		\$0	0.00%
AVAILABLE REVENUES						
8000 General Fund	2,690,000		2,690,000		0	0.00%
TOTAL AVAILABLE REVENUES	\$2,690,000		\$2,690,000		\$0	0.00%
EXPENDITURES						
SPECIAL PAYMENTS						
6035 Dist to Individuals						
8000 General Fund	2,690,000		2,690,000		0	0.00%
SPECIAL PAYMENTS						
8000 General Fund	2,690,000		2,690,000		0	0.00%
TOTAL SPECIAL PAYMENTS	\$2,690,000		\$2,690,000		\$0	0.00%
ENDING BALANCE						
8000 General Fund	-		-		0	0.00%

Higher Education Coordinating Commission

Agency Number: 52500

Package Comparison Report - Detail
 2019-21 Biennium
 Student Assistance

Cross Reference Number: 52500-109-00-00-000000
 Package: Phase - In
 Pkg Group: ESS Pkg Type: 020 Pkg Number: 021

Description	Agency Request Budget (V-01)	Governor's Budget (Y-01)	Column 2 Minus Column 1	% Change from Column 1 to Column 2
	Column 1	Column 2		
TOTAL ENDING BALANCE	-	-	\$0	0.00%

Higher Education Coordinating Commission

Agency Number: 52500

Package Comparison Report - Detail
 2019-21 Biennium
 Student Assistance
 Cross Reference Number: 52500-109-00-00-00000
 Package: Standard Inflation
 Pkg Group: ESS Pkg Type: 030 Pkg Number: 031

Description	Agency Request Budget (V-01)		Governor's Budget (Y-01)		Column 2 Minus Column 1	% Change from Column 1 to Column 2
	Column 1	Column 2	Column 1	Column 2		
REVENUE CATEGORIES						
GENERAL FUND APPROPRIATION						
0050 General Fund Appropriation						
8000 General Fund	6,314,294		6,314,294		0	0.00%
REVENUE CATEGORIES						
8000 General Fund	6,314,294		6,314,294		0	0.00%
TOTAL REVENUE CATEGORIES	\$6,314,294		\$6,314,294		\$0	0.00%
AVAILABLE REVENUES						
8000 General Fund	6,314,294		6,314,294		0	0.00%
TOTAL AVAILABLE REVENUES	\$6,314,294		\$6,314,294		\$0	0.00%
EXPENDITURES						
SPECIAL PAYMENTS						
6035 Dist to Individuals						
8000 General Fund	6,314,294		6,314,294		0	0.00%
4400 Lottery Funds Ltd	788,358		788,358		0	0.00%
3400 Other Funds Ltd	578,755		578,755		0	0.00%
All Funds	7,681,407		7,681,407		0	0.00%
SPECIAL PAYMENTS						
8000 General Fund	6,314,294		6,314,294		0	0.00%

Higher Education Coordinating Commission

Agency Number: 52500

Package Comparison Report - Detail
 2019-21 Biennium
 Student Assistance

Cross Reference Number: 52500-109-00-00-00000
 Package: Standard Inflation
 Pkg Group: ESS Pkg Type: 030 Pkg Number: 031

Description	Agency Request Budget (V-01)		Governor's Budget (Y-01)		Column 2 Minus Column 1	% Change from Column 1 to Column 2
	Column 1	Column 2	Column 1	Column 2		
4400 Lottery Funds Ltd	788,358	788,358	788,358	0	0	0.00%
3400 Other Funds Ltd	578,755	578,755	578,755	0	0	0.00%
TOTAL SPECIAL PAYMENTS	\$7,681,407	\$7,681,407	\$7,681,407	\$0	\$0	0.00%
ENDING BALANCE						
8000 General Fund	-	-	-	0	0	0.00%
4400 Lottery Funds Ltd	(788,358)	(788,358)	(788,358)	0	0	0.00%
3400 Other Funds Ltd	(578,755)	(578,755)	(578,755)	0	0	0.00%
TOTAL ENDING BALANCE	(\$1,367,113)	(\$1,367,113)	(\$1,367,113)	\$0	\$0	0.00%

Higher Education Coordinating Commission

Agency Number: 52500

Package Comparison Report - Detail
 2019-21 Biennium
 Student Assistance

Cross Reference Number: 52500-109-00-00-00000
 Package: Technical Adjustments
 Pkg Group: ESS Pkg Type: 060 Pkg Number: 060

Description	Agency Request Budget (V-01)		Governor's Budget (Y-01)		Column 2 Minus Column 1	% Change from Column 1 to Column 2
	Column 1	Column 2	Column 1	Column 2		
REVENUE CATEGORIES						
GENERAL FUND APPROPRIATION						
0050 General Fund Appropriation						
8000 General Fund	554,127		554,127		0	0.00%
REVENUE CATEGORIES						
8000 General Fund	554,127		554,127		0	0.00%
TOTAL REVENUE CATEGORIES	\$554,127		\$554,127		\$0	0.00%
AVAILABLE REVENUES						
8000 General Fund	554,127		554,127		0	0.00%
TOTAL AVAILABLE REVENUES	\$554,127		\$554,127		\$0	0.00%
EXPENDITURES						
SPECIAL PAYMENTS						
6040 Dist to Local School Districts						
8000 General Fund	554,127		554,127		0	0.00%
3400 Other Funds Ltd	80,824		80,824		0	0.00%
All Funds	634,951		634,951		0	0.00%
SPECIAL PAYMENTS						
8000 General Fund	554,127		554,127		0	0.00%
3400 Other Funds Ltd	80,824		80,824		0	0.00%

Higher Education Coordinating Commission

Agency Number: 52500

Package Comparison Report - Detail

Cross Reference Number: 52500-109-00-00-00000

2019-21 Biennium

Package: Technical Adjustments

Student Assistance

Pkg Group: ESS Pkg Type: 060 Pkg Number: 060

Description	Agency Request Budget (V-01)	Governor's Budget (Y-01)		Column 2 Minus Column 1	% Change from Column 1 to Column 2
	Column 1	Column 2	Column 2 Minus Column 1		
TOTAL SPECIAL PAYMENTS	\$634,951	\$634,951	\$634,951	\$0	0.00%
ENDING BALANCE					
8000 General Fund	-	-	-	0	0.00%
3400 Other Funds Ltd	(80,824)	(80,824)	(80,824)	0	0.00%
TOTAL ENDING BALANCE	(\$80,824)	(\$80,824)	(\$80,824)	\$0	0.00%

Higher Education Coordinating Commission

Agency Number: 52500

Package Comparison Report - Detail
 2019-21 Biennium
 Student Assistance

Cross Reference Number: 52500-109-00-00-00000
 Package: Analyst Adjustments
 Pkg Group: POL Pkg Type: 090 Pkg Number: 090

Description	Agency Request Budget (V-01)	Governor's Budget (Y-01)	Column 2 Minus Column 1	% Change from Column 1 to Column 2
	Column 1	Column 2		
REVENUE CATEGORIES				
GENERAL FUND APPROPRIATION				
0050 General Fund Appropriation	-	(28,653,784)	(28,653,784)	100.00%
8000 General Fund	-			
TRANSFERS IN				
1107 Tsfr From Administrative Svcs	-	9,153,392	9,153,392	100.00%
4400 Lottery Funds Ltd	-			
REVENUE CATEGORIES				
8000 General Fund	-	(28,653,784)	(28,653,784)	100.00%
4400 Lottery Funds Ltd	-	9,153,392	9,153,392	100.00%
TOTAL REVENUE CATEGORIES	-	(\$19,500,392)	(\$19,500,392)	100.00%
AVAILABLE REVENUES				
8000 General Fund	-	(28,653,784)	(28,653,784)	100.00%
4400 Lottery Funds Ltd	-	9,153,392	9,153,392	100.00%
TOTAL AVAILABLE REVENUES	-	(\$19,500,392)	(\$19,500,392)	100.00%
EXPENDITURES				
SPECIAL PAYMENTS				
6035 Dist to Individuals	-	(28,653,784)	(28,653,784)	100.00%
8000 General Fund	-			

Higher Education Coordinating Commission

Agency Number: 52500

Package Comparison Report - Detail
 2019-21 Biennium
 Student Assistance

Cross Reference Number: 52500-109-00-00-00000
 Package: Analyst Adjustments
 Pkg Group: POL Pkg Type: 090 Pkg Number: 090

Description	Agency Request Budget (V-01)	Governor's Budget (Y-01)		Column 2 Minus Column 1	% Change from Column 1 to Column 2
	Column 1	Column 2	Column 2 Minus Column 1		
4400 Lottery Funds Ltd	-	9,153,392	9,153,392	9,153,392	100.00%
3400 Other Funds Ltd	-	(446,728)	(446,728)	(446,728)	100.00%
All Funds	-	(19,947,120)	(19,947,120)	(19,947,120)	100.00%
SPECIAL PAYMENTS					
8000 General Fund	-	(28,653,784)	(28,653,784)	(28,653,784)	100.00%
4400 Lottery Funds Ltd	-	9,153,392	9,153,392	9,153,392	100.00%
3400 Other Funds Ltd	-	(446,728)	(446,728)	(446,728)	100.00%
TOTAL SPECIAL PAYMENTS	-	(\$19,947,120)	(\$19,947,120)	(\$19,947,120)	100.00%
ENDING BALANCE					
8000 General Fund	-	-	-	0	0.00%
4400 Lottery Funds Ltd	-	-	-	0	0.00%
3400 Other Funds Ltd	-	446,728	446,728	446,728	100.00%
TOTAL ENDING BALANCE	-	\$446,728	\$446,728	\$446,728	100.00%

Higher Education Coordinating Commission

Agency Number: 52500

Package Comparison Report - Detail
 2019-21 Biennium
 Student Assistance

Cross Reference Number: 52500-109-00-00-00000
 Package: Early Childhood Educator Development
 Pkg Group: POL Pkg Type: POL Pkg Number: 213

Description	Agency Request Budget (V-01)	Governor's Budget (Y-01)		Column 2 Minus Column 1	% Change from Column 1 to Column 2
	Column 1	Column 1	Column 2		
REVENUE CATEGORIES					
GENERAL FUND APPROPRIATION					
0050 General Fund Appropriation					
8000 General Fund	6,800,000	-	-	(6,800,000)	(100.00%)
REVENUE CATEGORIES					
8000 General Fund	6,800,000	-	-	(6,800,000)	(100.00%)
TOTAL REVENUE CATEGORIES	\$6,800,000	-	-	(\$6,800,000)	(100.00%)
AVAILABLE REVENUES					
8000 General Fund	6,800,000	-	-	(6,800,000)	(100.00%)
TOTAL AVAILABLE REVENUES	\$6,800,000	-	-	(\$6,800,000)	(100.00%)
EXPENDITURES					
SPECIAL PAYMENTS					
6035 Dist to Individuals					
8000 General Fund	5,800,000	-	-	(5,800,000)	(100.00%)
6045 Dist to Comm College Districts					
8000 General Fund	708,000	-	-	(708,000)	(100.00%)
6048 Spc Pmt to Public Universities					
8000 General Fund	292,000	-	-	(292,000)	(100.00%)
SPECIAL PAYMENTS					

Higher Education Coordinating Commission

Agency Number: 52500

Package Comparison Report - Detail
 2019-21 Biennium
 Student Assistance

Cross Reference Number: 52500-109-00-00-00000
 Package: Early Childhood Educator Development
 Pkg Group: POL Pkg Type: POL Pkg Number: 213

Description	Agency Request Budget (V-01)	Governor's Budget (Y-01)		Column 2 Minus Column 1	% Change from Column 1 to Column 2
	Column 1	Column 2	Column 2		
8000 General Fund	6,800,000	-	-	(6,800,000)	(100.00%)
TOTAL SPECIAL PAYMENTS	\$6,800,000	-	-	(\$6,800,000)	(100.00%)
ENDING BALANCE					
8000 General Fund	-	-	-	0	0.00%
TOTAL ENDING BALANCE	-	-	-	\$0	0.00%

Higher Education Coordinating Commission

Agency Number: 52500

Package Comparison Report - Detail
 2019-21 Biennium
 Student Assistance

Cross Reference Number: 52500-109-00-00000
 Package: Oregon Opportunity Grant & Support
 Pkg Group: POL Pkg Type: POL Pkg Number: 301

Description	Agency Request Budget (V-01)	Governor's Budget (Y-01)		Column 2 Minus Column 1	% Change from Column 1 to Column 2
	Column 1	Column 1	Column 2		
REVENUE CATEGORIES					
GENERAL FUND APPROPRIATION					
0050 General Fund Appropriation					
8000 General Fund	101,325,613	-	-	(101,325,613)	(100.00%)
REVENUE CATEGORIES					
8000 General Fund	101,325,613	-	-	(101,325,613)	(100.00%)
TOTAL REVENUE CATEGORIES	\$101,325,613	-	-	(\$101,325,613)	(100.00%)
AVAILABLE REVENUES					
8000 General Fund	101,325,613	-	-	(101,325,613)	(100.00%)
TOTAL AVAILABLE REVENUES	\$101,325,613	-	-	(\$101,325,613)	(100.00%)
EXPENDITURES					
SPECIAL PAYMENTS					
6035 Dist to Individuals					
8000 General Fund	101,325,613	-	-	(101,325,613)	(100.00%)
SPECIAL PAYMENTS					
8000 General Fund	101,325,613	-	-	(101,325,613)	(100.00%)
TOTAL SPECIAL PAYMENTS	\$101,325,613	-	-	(\$101,325,613)	(100.00%)
ENDING BALANCE					
8000 General Fund	-	-	-	0	0.00%

Higher Education Coordinating Commission

Agency Number: 52500

Package Comparison Report - Detail
 2019-21 Biennium
 Student Assistance

Cross Reference Number: 52500-109-00-00-00000
 Package: Oregon Opportunity Grant & Support
 Pkg Group: POL Pkg Type: POL Pkg Number: 301

Description	Agency Request Budget (V-01)	Governor's Budget (Y-01)		Column 2 Minus Column 1	% Change from Column 1 to Column 2
	Column 1	Column 2	Column 2		
TOTAL ENDING BALANCE	-	-	-	\$0	0.00%

Higher Education Coordinating Commission

Agency Number: 52500

Package Comparison Report - Detail
 2019-21 Biennium
 Student Assistance

Cross Reference Number: 52500-109-00-00-000000
 Package: Native American College Access Grant
 Pkg Group: POL Pkg Type: POL Pkg Number: 305

Description	Agency Request Budget (V-01)	Governor's Budget (Y-01)		Column 2 Minus Column 1	% Change from Column 1 to Column 2
	Column 1	Column 1	Column 2		
REVENUE CATEGORIES					
GENERAL FUND APPROPRIATION					
0050 General Fund Appropriation					
8000 General Fund	28,000,000	-	-	(28,000,000)	(100.00%)
REVENUE CATEGORIES					
8000 General Fund	28,000,000	-	-	(28,000,000)	(100.00%)
TOTAL REVENUE CATEGORIES	\$28,000,000	-	-	(\$28,000,000)	(100.00%)
AVAILABLE REVENUES					
8000 General Fund	28,000,000	-	-	(28,000,000)	(100.00%)
TOTAL AVAILABLE REVENUES	\$28,000,000	-	-	(\$28,000,000)	(100.00%)
EXPENDITURES					
SPECIAL PAYMENTS					
6035 Dist to Individuals					
8000 General Fund	28,000,000	-	-	(28,000,000)	(100.00%)
SPECIAL PAYMENTS					
8000 General Fund	28,000,000	-	-	(28,000,000)	(100.00%)
TOTAL SPECIAL PAYMENTS	\$28,000,000	-	-	(\$28,000,000)	(100.00%)
ENDING BALANCE					
8000 General Fund	-	-	-	0	0.00%

Higher Education Coordinating Commission

Agency Number: 52500

Package Comparison Report - Detail
 2019-21 Biennium
 Student Assistance

Cross Reference Number: 52500-109-00-00-00000
 Package: Native American College Access Grant
 Pkg Group: POL Pkg Type: POL Pkg Number: 305

Description	Agency Request Budget (V-01)	Governor's Budget (Y-01)	Column 2 Minus Column 1	% Change from Column 1 to Column 2
	Column 1	Column 2		
TOTAL ENDING BALANCE	-	-	\$0	0.00%

Higher Education Coordinating Commission

Agency Number: 52500

Package Comparison Report - Detail
 2019-21 Biennium
 Student Assistance

Cross Reference Number: 52500-109-00-00-00000
 Package: Student Child Care Grant
 Pkg Group: POL Pkg Type: POL Pkg Number: 307

Description	Agency Request Budget (V-01)	Governor's Budget (Y-01)		Column 2 Minus Column 1	% Change from Column 1 to Column 2
	Column 1	Column 1	Column 2		
REVENUE CATEGORIES					
GENERAL FUND APPROPRIATION					
0050 General Fund Appropriation					
8000 General Fund	1,021,099	-	-	(1,021,099)	(100.00%)
REVENUE CATEGORIES					
8000 General Fund	1,021,099	-	-	(1,021,099)	(100.00%)
TOTAL REVENUE CATEGORIES	\$1,021,099	-	-	(\$1,021,099)	(100.00%)
AVAILABLE REVENUES					
8000 General Fund	1,021,099	-	-	(1,021,099)	(100.00%)
TOTAL AVAILABLE REVENUES	\$1,021,099	-	-	(\$1,021,099)	(100.00%)
EXPENDITURES					
SPECIAL PAYMENTS					
6035 Dist to Individuals					
8000 General Fund	1,021,099	-	-	(1,021,099)	(100.00%)
SPECIAL PAYMENTS					
8000 General Fund	1,021,099	-	-	(1,021,099)	(100.00%)
TOTAL SPECIAL PAYMENTS	\$1,021,099	-	-	(\$1,021,099)	(100.00%)
ENDING BALANCE					
8000 General Fund	-	-	-	0	0.00%

Higher Education Coordinating Commission

Agency Number: 52500

Package Comparison Report - Detail
 2019-21 Biennium
 Student Assistance

Cross Reference Number: 52500-109-00-00-00000
 Package: Student Child Care Grant
 Pkg Group: POL Pkg Type: POL Pkg Number: 307

Description	Agency Request Budget (V-01)	Governor's Budget (Y-01)	Column 2 Minus Column 1	% Change from Column 1 to Column 2
	Column 1	Column 2		
TOTAL ENDING BALANCE	-	-	\$0	0.00%

Higher Education Coordinating Commission

Agency Number: 52500

Package Comparison Report - Detail
 2019-21 Biennium
 Student Assistance

Cross Reference Number: 52500-109-00-00-00000
 Package: Oregon Promise Improvements
 Pkg Group: POL Pkg Type: POL Pkg Number: 308

Description	Agency Request Budget (V-01)	Governor's Budget (Y-01)		Column 2 Minus Column 1	% Change from Column 1 to Column 2
	Column 1	Column 1	Column 2		
REVENUE CATEGORIES					
GENERAL FUND APPROPRIATION					
0050 General Fund Appropriation					
8000 General Fund	3,844,307	-	-	(3,844,307)	(100.00%)
REVENUE CATEGORIES					
8000 General Fund	3,844,307	-	-	(3,844,307)	(100.00%)
TOTAL REVENUE CATEGORIES	\$3,844,307	-	-	(\$3,844,307)	(100.00%)
AVAILABLE REVENUES					
8000 General Fund	3,844,307	-	-	(3,844,307)	(100.00%)
TOTAL AVAILABLE REVENUES	\$3,844,307	-	-	(\$3,844,307)	(100.00%)
EXPENDITURES					
SPECIAL PAYMENTS					
6035 Dist to Individuals					
8000 General Fund	3,844,307	-	-	(3,844,307)	(100.00%)
SPECIAL PAYMENTS					
8000 General Fund	3,844,307	-	-	(3,844,307)	(100.00%)
TOTAL SPECIAL PAYMENTS	\$3,844,307	-	-	(\$3,844,307)	(100.00%)
ENDING BALANCE					
8000 General Fund	-	-	-	0	0.00%

Higher Education Coordinating Commission

Agency Number: 52500

Package Comparison Report - Detail
 2019-21 Biennium
 Student Assistance

Cross Reference Number: 52500-109-00-00-00000
 Package: Oregon Promise Improvements
 Pkg Group: POL Pkg Type: POL Pkg Number: 308

Description	Agency Request Budget (V-01)	Governor's Budget (Y-01)	Column 2 Minus Column 1	% Change from Column 1 to Column 2
	Column 1	Column 2		
TOTAL ENDING BALANCE	-	-	\$0	0.00%

Higher Education Coordinating Commission

Agency Number: 52500

Package Comparison Report - Detail
 2019-21 Biennium
 Workforce and Other Special Payments

Cross Reference Number: 52500-110-00-00-00000
 Package: Standard Inflation
 Pkg Group: ESS Pkg Type: 030 Pkg Number: 031

Description	Agency Request Budget (V-01)	Governor's Budget (Y-01)		% Change from Column 1 to Column 2
	Column 1	Column 2	Column 2 Minus Column 1	
REVENUE CATEGORIES				
GENERAL FUND APPROPRIATION				
0050 General Fund Appropriation				
8000 General Fund	309,494	309,494	0	0.00%
FEDERAL FUNDS REVENUE				
0995 Federal Funds				
6400 Federal Funds Ltd	3,768,013	3,768,013	0	0.00%
REVENUE CATEGORIES				
8000 General Fund	309,494	309,494	0	0.00%
6400 Federal Funds Ltd	3,768,013	3,768,013	0	0.00%
TOTAL REVENUE CATEGORIES	\$4,077,507	\$4,077,507	\$0	0.00%
AVAILABLE REVENUES				
8000 General Fund	309,494	309,494	0	0.00%
6400 Federal Funds Ltd	3,768,013	3,768,013	0	0.00%
TOTAL AVAILABLE REVENUES	\$4,077,507	\$4,077,507	\$0	0.00%
EXPENDITURES				
SPECIAL PAYMENTS				
6020 Dist to Counties				
6400 Federal Funds Ltd	328	328	0	0.00%

Higher Education Coordinating Commission

Agency Number: 52500

Package Comparison Report - Detail

Cross Reference Number: 52500-110-00-00-00000

2019-21 Biennium

Package: Standard Inflation

Workforce and Other Special Payments

Pkg Group: ESS Pkg Type: 030 Pkg Number: 031

Description	Agency Request Budget (V-01)	Governor's Budget (Y-01)		Column 2 Minus Column 1	% Change from Column 1 to Column 2
	Column 1	Column 2	Column 2		
6025 Dist to Other Gov Unit					
6400 Federal Funds Ltd	2,583	2,583	0	0	0.00%
6030 Dist to Non-Gov Units					
8000 General Fund	309,494	309,494	0	0	0.00%
3400 Other Funds Ltd	12,116	12,116	0	0	0.00%
6400 Federal Funds Ltd	3,201,891	3,201,891	0	0	0.00%
All Funds	3,523,501	3,523,501	0	0	0.00%
6045 Dist to Comm College Districts					
3400 Other Funds Ltd	28,435	28,435	0	0	0.00%
6400 Federal Funds Ltd	563,011	563,011	0	0	0.00%
All Funds	591,446	591,446	0	0	0.00%
SPECIAL PAYMENTS					
8000 General Fund	309,494	309,494	0	0	0.00%
3400 Other Funds Ltd	40,551	40,551	0	0	0.00%
6400 Federal Funds Ltd	3,767,813	3,767,813	0	0	0.00%
TOTAL SPECIAL PAYMENTS	\$4,117,858	\$4,117,858	\$0	\$0	0.00%
ENDING BALANCE					
8000 General Fund	-	-	0	0	0.00%
3400 Other Funds Ltd	(40,551)	(40,551)	0	0	0.00%

Higher Education Coordinating Commission

Agency Number: 52500

Package Comparison Report - Detail

Cross Reference Number: 52500-110-00-00-000000

2019-21 Biennium

Package: Standard Inflation

Workforce and Other Special Payments

Pkg Group: ESS Pkg Type: 030 Pkg Number: 031

Description	Agency Request Budget (V-01)	Governor's Budget (Y-01)		Column 2 Minus Column 1	% Change from Column 1 to Column 2
	Column 1	Column 2			
6400 Federal Funds Ltd	200	200	0		0.00%
TOTAL ENDING BALANCE	(\$40,351)	(\$40,351)	\$0		0.00%

Higher Education Coordinating Commission

Agency Number: 52500

Package Comparison Report - Detail
 2019-21 Biennium
 Workforce and Other Special Payments
 Cross Reference Number: 52500-110-00-00-00000
 Package: Technical Adjustments
 Pkg Group: ESS Pkg Type: 060 Pkg Number: 060

Description	Agency Request Budget (V-01)	Governor's Budget (Y-01)		Column 2 Minus Column 1	% Change from Column 1 to Column 2
	Column 1	Column 1	Column 2		
REVENUE CATEGORIES					
FEDERAL FUNDS REVENUE					
0995 Federal Funds					
6400 Federal Funds Ltd	1,173,219	1,173,219	1,173,219	0	0.00%
REVENUE CATEGORIES					
6400 Federal Funds Ltd	1,173,219	1,173,219	1,173,219	0	0.00%
TOTAL REVENUE CATEGORIES	\$1,173,219	\$1,173,219	\$1,173,219	\$0	0.00%
AVAILABLE REVENUES					
6400 Federal Funds Ltd	1,173,219	1,173,219	1,173,219	0	0.00%
TOTAL AVAILABLE REVENUES	\$1,173,219	\$1,173,219	\$1,173,219	\$0	0.00%
EXPENDITURES					
SPECIAL PAYMENTS					
6020 Dist to Counties					
3400 Other Funds Ltd	67,610	67,610	67,610	0	0.00%
6025 Dist to Other Gov Unit					
3400 Other Funds Ltd	100,325	100,325	100,325	0	0.00%
6400 Federal Funds Ltd	916,072	916,072	916,072	0	0.00%
All Funds	1,016,397	1,016,397	1,016,397	0	0.00%
6030 Dist to Non-Gov Units					

Higher Education Coordinating Commission

Agency Number: 52500

Package Comparison Report - Detail

Cross Reference Number: 52500-110-00-00-000000

2019-21 Biennium

Package: Technical Adjustments

Workforce and Other Special Payments

Pkg Group: ESS Pkg Type: 060 Pkg Number: 060

Description	Agency Request Budget (V-01)	Governor's Budget (Y-01)		Column 2 Minus Column 1	% Change from Column 1 to Column 2
	Column 1	Column 2	Column 2		
3400 Other Funds Ltd	1,000,649	1,000,649		0	0.00%
6400 Federal Funds Ltd	257,147	257,147		0	0.00%
All Funds	1,257,796	1,257,796		0	0.00%
6040 Dist to Local School Districts					
3400 Other Funds Ltd	714,696	714,696		0	0.00%
6045 Dist to Comm College Districts					
3400 Other Funds Ltd	35,112	35,112		0	0.00%
SPECIAL PAYMENTS					
3400 Other Funds Ltd	1,918,392	1,918,392		0	0.00%
6400 Federal Funds Ltd	1,173,219	1,173,219		0	0.00%
TOTAL SPECIAL PAYMENTS	\$3,091,611	\$3,091,611		\$0	0.00%
ENDING BALANCE					
3400 Other Funds Ltd	(1,918,392)	(1,918,392)		0	0.00%
6400 Federal Funds Ltd	-	-		0	0.00%
TOTAL ENDING BALANCE	(\$1,918,392)	(\$1,918,392)		\$0	0.00%

Higher Education Coordinating Commission

Agency Number: 52500

Package Comparison Report - Detail

Cross Reference Number: 52500-110-00-00-000000

2019-21 Biennium

Package: Oregon Youth Employment Program

Workforce and Other Special Payments

Pkg Group: POL Pkg Type: POL Pkg Number: 203

Description	Agency Request Budget (V-01)	Governor's Budget (Y-01)		Column 2 Minus Column 1	% Change from Column 1 to Column 2
	Column 1	Column 2	Column 2		
REVENUE CATEGORIES					
GENERAL FUND APPROPRIATION					
0050 General Fund Appropriation					
8000 General Fund	15,000,000	-	-	(15,000,000)	(100.00%)
REVENUE CATEGORIES					
8000 General Fund	15,000,000	-	-	(15,000,000)	(100.00%)
TOTAL REVENUE CATEGORIES	\$15,000,000	-	-	(\$15,000,000)	(100.00%)
AVAILABLE REVENUES					
8000 General Fund	15,000,000	-	-	(15,000,000)	(100.00%)
TOTAL AVAILABLE REVENUES	\$15,000,000	-	-	(\$15,000,000)	(100.00%)
EXPENDITURES					
SPECIAL PAYMENTS					
6050 Dist to Non-Profit Organizations					
8000 General Fund	15,000,000	-	-	(15,000,000)	(100.00%)
SPECIAL PAYMENTS					
8000 General Fund	15,000,000	-	-	(15,000,000)	(100.00%)
TOTAL SPECIAL PAYMENTS	\$15,000,000	-	-	(\$15,000,000)	(100.00%)
ENDING BALANCE					
8000 General Fund	-	-	-	0	0.00%

Higher Education Coordinating Commission

Agency Number: 52500

Package Comparison Report - Detail

Cross Reference Number: 52500-110-00-00-000000

2019-21 Biennium

Package: Oregon Youth Employment Program

Workforce and Other Special Payments

Pkg Group: POL Pkg Type: POL Pkg Number: 203

Description	Agency Request Budget (V-01)	Governor's Budget (Y-01)	Column 2 Minus Column 1	% Change from Column 1 to Column 2
	Column 1	Column 2		
TOTAL ENDING BALANCE	-	-	\$0	0.00%

Higher Education Coordinating Commission

Agency Number: 52500

Package Comparison Report - Detail
 2019-21 Biennium
 Workforce and Other Special Payments
 Cross Reference Number: 52500-110-00-00-00000
 Package: Workforce & Talent Devel Board Grants
 Pkg Group: POL Pkg Type: POL Pkg Number: 208

Description	Agency Request Budget (V-01)	Governor's Budget (Y-01)		Column 2 Minus Column 1	% Change from Column 1 to Column 2
	Column 1	Column 1	Column 2		
REVENUE CATEGORIES					
GENERAL FUND APPROPRIATION					
0050 General Fund Appropriation					
8000 General Fund	3,000,000	-	-	(3,000,000)	(100.00%)
REVENUE CATEGORIES					
8000 General Fund	3,000,000	-	-	(3,000,000)	(100.00%)
TOTAL REVENUE CATEGORIES	\$3,000,000	-	-	(\$3,000,000)	(100.00%)
AVAILABLE REVENUES					
8000 General Fund	3,000,000	-	-	(3,000,000)	(100.00%)
TOTAL AVAILABLE REVENUES	\$3,000,000	-	-	(\$3,000,000)	(100.00%)
EXPENDITURES					
SPECIAL PAYMENTS					
6050 Dist to Non-Profit Organizations					
8000 General Fund	3,000,000	-	-	(3,000,000)	(100.00%)
SPECIAL PAYMENTS					
8000 General Fund	3,000,000	-	-	(3,000,000)	(100.00%)
TOTAL SPECIAL PAYMENTS	\$3,000,000	-	-	(\$3,000,000)	(100.00%)
ENDING BALANCE					
8000 General Fund	-	-	-	0	0.00%

Higher Education Coordinating Commission

Agency Number: 52500

Package Comparison Report - Detail
 2019-21 Biennium
 Workforce and Other Special Payments

Cross Reference Number: 52500-110-00-00-00000
 Package: Workforce & Talent Devel Board Grants
 Pkg Group: POL Pkg Type: POL Pkg Number: 208

Description	Agency Request Budget (V-01)	Governor's Budget (Y-01)		Column 2 Minus Column 1	% Change from Column 1 to Column 2
	Column 1	Column 1	Column 2		
TOTAL ENDING BALANCE	-	-	-	\$0	0.00%

Higher Education Coordinating Commission

Agency Number: 52500

Package Comparison Report - Detail
 2019-21 Biennium
 Workforce and Other Special Payments

Cross Reference Number: 52500-110-00-00-00000
 Package: State Match for Federal Workforce Funds
 Pkg Group: POL Pkg Type: POL Pkg Number: 210

Description	Agency Request Budget (V-01)	Governor's Budget (Y-01)	% Change from Column 1 to Column 2
	Column 1	Column 2	
REVENUE CATEGORIES			
GENERAL FUND APPROPRIATION			
0050 General Fund Appropriation			
8000 General Fund	4,100,000	4,100,000	0.00%
REVENUE CATEGORIES			
8000 General Fund	4,100,000	4,100,000	0.00%
TOTAL REVENUE CATEGORIES	\$4,100,000	\$4,100,000	0.00%
AVAILABLE REVENUES			
8000 General Fund	4,100,000	4,100,000	0.00%
TOTAL AVAILABLE REVENUES	\$4,100,000	\$4,100,000	0.00%
EXPENDITURES			
SPECIAL PAYMENTS			
6030 Dist to Non-Gov Units			
8000 General Fund	4,100,000	4,100,000	0.00%
SPECIAL PAYMENTS			
8000 General Fund	4,100,000	4,100,000	0.00%
TOTAL SPECIAL PAYMENTS	\$4,100,000	\$4,100,000	0.00%
ENDING BALANCE			
8000 General Fund	-	-	0.00%

Higher Education Coordinating Commission

Agency Number: 52500

Package Comparison Report - Detail
 2019-21 Biennium
 Workforce and Other Special Payments

Cross Reference Number: 52500-110-00-00-00000
 Package: State Match for Federal Workforce Funds
 Pkg Group: POL Pkg Type: POL Pkg Number: 210

Description	Agency Request Budget (V-01)	Governor's Budget (Y-01)	Column 2 Minus Column 1	% Change from Column 1 to Column 2
	Column 1	Column 2		
TOTAL ENDING BALANCE	-	-	\$0	0.00%

Higher Education Coordinating Commission

Agency Number: 52500

Package Comparison Report - Detail
 2019-21 Biennium
 Workforce and Other Special Payments
 Cross Reference Number: 52500-110-00-00000
 Package: Expanded OYCC Training Programs
 Pkg Group: POL Pkg Type: POL Pkg Number: 211

Description	Agency Request Budget (V-01)	Governor's Budget (Y-01)		Column 2 Minus Column 1	% Change from Column 1 to Column 2
	Column 1	Column 1	Column 2		
REVENUE CATEGORIES					
OTHER					
0975 Other Revenues					
3400 Other Funds Ltd	1,224,280	-	-	(1,224,280)	(100.00%)
REVENUE CATEGORIES					
3400 Other Funds Ltd	1,224,280	-	-	(1,224,280)	(100.00%)
TOTAL REVENUE CATEGORIES	\$1,224,280	-	-	(\$1,224,280)	(100.00%)
AVAILABLE REVENUES					
3400 Other Funds Ltd	1,224,280	-	-	(1,224,280)	(100.00%)
TOTAL AVAILABLE REVENUES	\$1,224,280	-	-	(\$1,224,280)	(100.00%)
EXPENDITURES					
SPECIAL PAYMENTS					
6030 Dist to Non-Gov Units					
3400 Other Funds Ltd	730,000	-	-	(730,000)	(100.00%)
6040 Dist to Local School Districts					
3400 Other Funds Ltd	494,280	-	-	(494,280)	(100.00%)
SPECIAL PAYMENTS					
3400 Other Funds Ltd	1,224,280	-	-	(1,224,280)	(100.00%)
TOTAL SPECIAL PAYMENTS	\$1,224,280	-	-	(\$1,224,280)	(100.00%)

Higher Education Coordinating Commission

Agency Number: 52500

Package Comparison Report - Detail

Cross Reference Number: 52500-110-00-00-00000

2019-21 Biennium

Package: Expanded OYCC Training Programs

Workforce and Other Special Payments

Pkg Group: POL Pkg Type: POL Pkg Number: 211

Description	Agency Request Budget (V-01)	Governor's Budget (Y-01)		Column 2 Minus Column 1	% Change from Column 1 to Column 2
	Column 1	Column 1	Column 2		
ENDING BALANCE					
3400 Other Funds Ltd	-	-	-	0	0.00%
TOTAL ENDING BALANCE	-	-	-	\$0	0.00%

Higher Education Coordinating Commission

Agency Number: 52500

Package Comparison Report - Detail

Cross Reference Number: 52500-112-00-00-00000

2019-21 Biennium

Package: Phase - In

Sports Lottery

Pkg Group: ESS Pkg Type: 020 Pkg Number: 021

Description	Agency Request Budget (V-01)	Governor's Budget (Y-01)		% Change from Column 1 to Column 2
	Column 1	Column 2	Column 2 Minus Column 1	
REVENUE CATEGORIES				
TRANSFERS IN				
1107 Tsfr From Administrative Svcs				
4400 Lottery Funds Ltd	5,859,809	5,859,809	0	0.00%
AVAILABLE REVENUES				
4400 Lottery Funds Ltd	5,859,809	5,859,809	0	0.00%
TOTAL AVAILABLE REVENUES	\$5,859,809	\$5,859,809	\$0	0.00%
EXPENDITURES				
SPECIAL PAYMENTS				
6085 Other Special Payments				
4400 Lottery Funds Ltd	5,859,809	5,859,809	0	0.00%
ENDING BALANCE				
4400 Lottery Funds Ltd	-	-	0	0.00%
TOTAL ENDING BALANCE	-	-	\$0	0.00%

Higher Education Coordinating Commission

Agency Number: 52500

Package Comparison Report - Detail

Cross Reference Number: 52500-112-00-00-00000

2019-21 Biennium

Package: Analyst Adjustments

Sports Lottery

Pkg Group: POL Pkg Type: 090 Pkg Number: 090

Description	Agency Request Budget (V-01)	Governor's Budget (Y-01)		Column 2 Minus Column 1	% Change from Column 1 to Column 2
	Column 1	Column 1	Column 2		
REVENUE CATEGORIES					
TRANSFERS IN					
1107 Tsfr From Administrative Svcs					
4400 Lottery Funds Ltd	-	(14,099,809)		(14,099,809)	100.00%
AVAILABLE REVENUES					
4400 Lottery Funds Ltd	-	(14,099,809)		(14,099,809)	100.00%
TOTAL AVAILABLE REVENUES	-	(\$14,099,809)		(\$14,099,809)	100.00%
EXPENDITURES					
SPECIAL PAYMENTS					
6085 Other Special Payments					
4400 Lottery Funds Ltd	-	(14,099,809)		(14,099,809)	100.00%
ENDING BALANCE					
4400 Lottery Funds Ltd	-	-		0	0.00%
TOTAL ENDING BALANCE	-	-		\$0	0.00%

Higher Education Coordinating Commission

Agency Number: 52500

Package Comparison Report - Detail

Cross Reference Number: 52500-113-00-00-00000

2019-21 Biennium

Package: Phase-out Pgm & One-time Costs

Public University Debt Service

Pkg Group: ESS Pkg Type: 020 Pkg Number: 022

Description	Agency Request Budget (V-01)		Governor's Budget (Y-01)		Column 2 Minus Column 1	% Change from Column 1 to Column 2
	Column 1	Column 2	Column 1	Column 2		
REVENUE CATEGORIES						
GENERAL FUND APPROPRIATION						
0050 General Fund Appropriation						
8000 General Fund	(259,485)		(259,485)		0	0.00%
REVENUE CATEGORIES						
8000 General Fund	(259,485)		(259,485)		0	0.00%
TOTAL REVENUE CATEGORIES	(\$259,485)		(\$259,485)		\$0	0.00%
AVAILABLE REVENUES						
8000 General Fund	(259,485)		(259,485)		0	0.00%
TOTAL AVAILABLE REVENUES	(\$259,485)		(\$259,485)		\$0	0.00%
EXPENDITURES						
SPECIAL PAYMENTS						
6065 Loan Repaid To State Agencies						
8000 General Fund	(259,485)		(259,485)		0	0.00%
EXPENDITURES						
8000 General Fund	(259,485)		(259,485)		0	0.00%
TOTAL EXPENDITURES	(\$259,485)		(\$259,485)		\$0	0.00%
ENDING BALANCE						
8000 General Fund	-		-		0	0.00%

Higher Education Coordinating Commission

Agency Number: 52500

Package Comparison Report - Detail
 2019-21 Biennium
 Public University Debt Service

Cross Reference Number: 52500-113-00-00-00000
 Package: Phase-out Pgm & One-time Costs
 Pkg Group: ESS Pkg Type: 020 Pkg Number: 022

Description	Agency Request Budget (V-01)	Governor's Budget (Y-01)	Column 2 Minus Column 1	% Change from Column 1 to Column 2
	Column 1	Column 2	\$0	0.00%
TOTAL ENDING BALANCE	-	-	\$0	0.00%

Higher Education Coordinating Commission

Agency Number: 52500

Package Comparison Report - Detail
 2019-21 Biennium
 Public University Debt Service

Cross Reference Number: 52500-113-00-00-00000
 Package: Standard Inflation
 Pkg Group: ESS Pkg Type: 030 Pkg Number: 031

Description	Agency Request Budget (V-01)	Governor's Budget (Y-01)		Column 2 Minus Column 1	% Change from Column 1 to Column 2
	Column 1	Column 2	Column 2		
REVENUE CATEGORIES					
GENERAL FUND APPROPRIATION					
0050 General Fund Appropriation					
8000 General Fund	734,833	734,833	734,833	0	0.00%
REVENUE CATEGORIES					
8000 General Fund	734,833	734,833	734,833	0	0.00%
TOTAL REVENUE CATEGORIES	\$734,833	\$734,833	\$734,833	\$0	0.00%
AVAILABLE REVENUES					
8000 General Fund	734,833	734,833	734,833	0	0.00%
TOTAL AVAILABLE REVENUES	\$734,833	\$734,833	\$734,833	\$0	0.00%
EXPENDITURES					
SERVICES & SUPPLIES					
4225 State Gov. Service Charges					
8000 General Fund	734,833	734,833	734,833	0	0.00%
EXPENDITURES					
8000 General Fund	734,833	734,833	734,833	0	0.00%
TOTAL EXPENDITURES	\$734,833	\$734,833	\$734,833	\$0	0.00%
ENDING BALANCE					
8000 General Fund	-	-	-	0	0.00%

Higher Education Coordinating Commission

Agency Number: 52500

Package Comparison Report - Detail
 2019-21 Biennium
 Public University Debt Service

Cross Reference Number: 52500-113-00-00-00000
 Package: Standard Inflation
 Pkg Group: ESS Pkg Type: 030 Pkg Number: 031

Description	Agency Request Budget (V-01)	Governor's Budget (Y-01)		Column 2 Minus Column 1	% Change from Column 1 to Column 2
	Column 1	Column 2	Column 2		
TOTAL ENDING BALANCE	-	-	-	\$0	0.00%

Higher Education Coordinating Commission

Agency Number: 52500

Package Comparison Report - Detail
 2019-21 Biennium
 Public University Debt Service

Gross Reference Number: 52500-113-00-00-00000
 Package: PSU-12th & Market Residence Hal
 Pkg Group: POL Pkg Type: POL Pkg Number: 401

Description	Agency Request Budget (V-01)	Governor's Budget (Y-01)		Column 2 Minus Column 1	% Change from Column 1 to Column 2
	Column 1	Column 1	Column 2		
REVENUE CATEGORIES					
OTHER					
0975 Other Revenues					
3230 Other Funds Debt Svc Non-Ltd	4,842,628	-	-	(4,842,628)	(100.00%)
REVENUE CATEGORIES					
3230 Other Funds Debt Svc Non-Ltd	4,842,628	-	-	(4,842,628)	(100.00%)
TOTAL REVENUE CATEGORIES	\$4,842,628	-	-	(\$4,842,628)	(100.00%)
AVAILABLE REVENUES					
3230 Other Funds Debt Svc Non-Ltd	4,842,628	-	-	(4,842,628)	(100.00%)
TOTAL AVAILABLE REVENUES	\$4,842,628	-	-	(\$4,842,628)	(100.00%)
EXPENDITURES					
DEBT SERVICE					
7100 Principal - Bonds					
3230 Other Funds Debt Svc Non-Ltd	1,455,000	-	-	(1,455,000)	(100.00%)
7150 Interest - Bonds					
3230 Other Funds Debt Svc Non-Ltd	3,387,628	-	-	(3,387,628)	(100.00%)
DEBT SERVICE					
3230 Other Funds Debt Svc Non-Ltd	4,842,628	-	-	(4,842,628)	(100.00%)
TOTAL DEBT SERVICE	\$4,842,628	-	-	(\$4,842,628)	(100.00%)

Higher Education Coordinating Commission

Agency Number: 52500

Package Comparison Report - Detail
 2019-21 Biennium
 Public University Debt Service

Cross Reference Number: 52500-113-00-00-00000
 Package: PSU-12th & Market Residence Hal
 Pkg Group: POL Pkg Type: POL Pkg Number: 401

Description	Agency Request Budget (V-01)	Governor's Budget (Y-01)		Column 2 Minus Column 1	% Change from Column 1 to Column 2
	Column 1	Column 1	Column 2		
EXPENDITURES					
3230 Other Funds Debt Svc Non-Ltd	4,842,628	-	-	(4,842,628)	(100.00%)
TOTAL EXPENDITURES	\$4,842,628	-	-	(\$4,842,628)	(100.00%)
ENDING BALANCE					
3230 Other Funds Debt Svc Non-Ltd	-	-	-	0	0.00%
TOTAL ENDING BALANCE	-	-	-	\$0	0.00%

Higher Education Coordinating Commission

Agency Number: 52500

Package Comparison Report - Detail
 2019-21 Biennium
 Public University Debt Service

Cross Reference Number: 52500-113-00-00-00000
 Package: PSU-University Center Bldg Land Purchase
 Pkg Group: POL Pkg Type: POL Pkg Number: 402

Description	Agency Request Budget (V-01)	Governor's Budget (Y-01)		Column 2 Minus Column 1	% Change from Column 1 to Column 2
	Column 1	Column 1	Column 2		
REVENUE CATEGORIES					
OTHER					
0975 Other Revenues					
3230 Other Funds Debt Svc Non-Ltd	1,333,794	-	-	(1,333,794)	(100.00%)
REVENUE CATEGORIES					
3230 Other Funds Debt Svc Non-Ltd	1,333,794	-	-	(1,333,794)	(100.00%)
TOTAL REVENUE CATEGORIES	\$1,333,794	-	-	(\$1,333,794)	(100.00%)
AVAILABLE REVENUES					
3230 Other Funds Debt Svc Non-Ltd	1,333,794	-	-	(1,333,794)	(100.00%)
TOTAL AVAILABLE REVENUES	\$1,333,794	-	-	(\$1,333,794)	(100.00%)
EXPENDITURES					
DEBT SERVICE					
7100 Principal - Bonds					
3230 Other Funds Debt Svc Non-Ltd	515,000	-	-	(515,000)	(100.00%)
7150 Interest - Bonds					
3230 Other Funds Debt Svc Non-Ltd	818,794	-	-	(818,794)	(100.00%)
DEBT SERVICE					
3230 Other Funds Debt Svc Non-Ltd	1,333,794	-	-	(1,333,794)	(100.00%)
TOTAL DEBT SERVICE	\$1,333,794	-	-	(\$1,333,794)	(100.00%)

Higher Education Coordinating Commission

Agency Number: 52500

Package Comparison Report - Detail
 2019-21 Biennium
 Public University Debt Service

Cross Reference Number: 52500-113-00-00-00000
 Package: PSU-University Center Bldg Land Purchase
 Pkg Group: POL Pkg Type: POL Pkg Number: 402

Description	Agency Request Budget (V-01)		Governor's Budget (Y-01)		Column 2 Minus Column 1	% Change from Column 1 to Column 2
	Column 1	Column 2	Column 1	Column 2		
EXPENDITURES						
3230 Other Funds Debt Svc Non-Ltd	1,333,794		-		(1,333,794)	(100.00%)
TOTAL EXPENDITURES	\$1,333,794		-		(\$1,333,794)	(100.00%)
ENDING BALANCE						
3230 Other Funds Debt Svc Non-Ltd	-		-		0	0.00%
TOTAL ENDING BALANCE			-		\$0	0.00%

Higher Education Coordinating Commission

Agency Number: 52500

Package Comparison Report - Detail
 2019-21 Biennium
 Public University Debt Service

Cross Reference Number: 52500-113-00-00-00000
 Package: WOU-Valsetz Dining / Aux Services
 Pkg Group: POL Pkg Type: POL Pkg Number: 403

Description	Agency Request Budget (V-01)	Governor's Budget (Y-01)		Column 2 Minus Column 1	% Change from Column 1 to Column 2
	Column 1	Column 1	Column 2		
REVENUE CATEGORIES					
OTHER					
0975 Other Revenues					
3230 Other Funds Debt Svc Non-Ltd	105,389	-	-	(105,389)	(100.00%)
REVENUE CATEGORIES					
3230 Other Funds Debt Svc Non-Ltd	105,389	-	-	(105,389)	(100.00%)
TOTAL REVENUE CATEGORIES	\$105,389	-	-	(\$105,389)	(100.00%)
AVAILABLE REVENUES					
3230 Other Funds Debt Svc Non-Ltd	105,389	-	-	(105,389)	(100.00%)
TOTAL AVAILABLE REVENUES	\$105,389	-	-	(\$105,389)	(100.00%)
EXPENDITURES					
DEBT SERVICE					
7150 Interest - Bonds					
3230 Other Funds Debt Svc Non-Ltd	105,389	-	-	(105,389)	(100.00%)
DEBT SERVICE					
3230 Other Funds Debt Svc Non-Ltd	105,389	-	-	(105,389)	(100.00%)
TOTAL DEBT SERVICE	\$105,389	-	-	(\$105,389)	(100.00%)
EXPENDITURES					
3230 Other Funds Debt Svc Non-Ltd	105,389	-	-	(105,389)	(100.00%)

Higher Education Coordinating Commission

Agency Number: 52500

Package Comparison Report - Detail

Cross Reference Number: 52500-113-00-00-000000

2019-21 Biennium

Package: WOU-Valsetz Dining / Aux Services

Public University Debt Service

Pkg Group: POL Pkg Type: POL Pkg Number: 403

Description	Agency Request Budget (V-01)	Governor's Budget (Y-01)		Column 2 Minus Column 1	% Change from Column 1 to Column 2
	Column 1	Column 2	Column 2		
TOTAL EXPENDITURES	\$105,389	-	-	(\$105,389)	(100.00%)
ENDING BALANCE					
3230 Other Funds Debt Svc Non-Ltd	-	-	-	0	0.00%
TOTAL ENDING BALANCE	-	-	-	\$0	0.00%

Higher Education Coordinating Commission

Agency Number: 52500

Package Comparison Report - Detail
 2019-21 Biennium
 Public University Debt Service
 Gross Reference Number: 52500-113-00-00-00000
 Package: OIT-Boivin Hall Rehab/Infrastructure Improve
 Pkg Group: POL Pkg Type: POL Pkg Number: 407

Description	Agency Request Budget (V-01)	Governor's Budget (Y-01)		Column 2 Minus Column 1	% Change from Column 1 to Column 2
	Column 1	Column 1	Column 2		
REVENUE CATEGORIES					
GENERAL FUND APPROPRIATION					
0050 General Fund Appropriation					
8030 General Fund Debt Svc	635,701	-	-	(635,701)	(100.00%)
REVENUE CATEGORIES					
8030 General Fund Debt Svc	635,701	-	-	(635,701)	(100.00%)
TOTAL REVENUE CATEGORIES	\$635,701	-	-	(\$635,701)	(100.00%)
AVAILABLE REVENUES					
8030 General Fund Debt Svc	635,701	-	-	(635,701)	(100.00%)
TOTAL AVAILABLE REVENUES	\$635,701	-	-	(\$635,701)	(100.00%)
EXPENDITURES					
DEBT SERVICE					
7100 Principal - Bonds					
8030 General Fund Debt Svc	380,000	-	-	(380,000)	(100.00%)
7150 Interest - Bonds					
8030 General Fund Debt Svc	255,701	-	-	(255,701)	(100.00%)
DEBT SERVICE					
8030 General Fund Debt Svc	635,701	-	-	(635,701)	(100.00%)
TOTAL DEBT SERVICE	\$635,701	-	-	(\$635,701)	(100.00%)

Higher Education Coordinating Commission

Agency Number: 52500

Package Comparison Report - Detail

Cross Reference Number: 52500-113-00-00-00000

2019-21 Biennium

Package: OIT-Boivin Hall Rehab/Infrastructure Improve

Public University Debt Service

Pkg Group: POL Pkg Type: POL Pkg Number: 407

Description	Agency Request Budget (V-01)	Governor's Budget (Y-01)		% Change from Column 1 to Column 2
	Column 1	Column 2	Column 2 Minus Column 1	
EXPENDITURES				
8030 General Fund Debt Svc	635,701	-	(635,701)	(100.00%)
TOTAL EXPENDITURES	\$635,701	-	(\$635,701)	(100.00%)
ENDING BALANCE				
8030 General Fund Debt Svc	-	-	0	0.00%
TOTAL ENDING BALANCE	-	-	\$0	0.00%

Higher Education Coordinating Commission

Agency Number: 52500

Package Comparison Report - Detail
 2019-21 Biennium
 Public University Debt Service

Cross Reference Number: 52500-113-00-00-00000
 Package: OSU-Cordley Hall-Phase II
 Pkg Group: POL Pkg Type: POL Pkg Number: 408

Description	Agency Request Budget (V-01)	Governor's Budget (Y-01)		Column 2 Minus Column 1	% Change from Column 1 to Column 2
	Column 1	Column 1	Column 2		
REVENUE CATEGORIES					
GENERAL FUND APPROPRIATION					
0050 General Fund Appropriation					
8030 General Fund Debt Svc	1,045,367	-	-	(1,045,367)	(100.00%)
REVENUE CATEGORIES					
8030 General Fund Debt Svc	1,045,367	-	-	(1,045,367)	(100.00%)
TOTAL REVENUE CATEGORIES	\$1,045,367	-	-	(\$1,045,367)	(100.00%)
AVAILABLE REVENUES					
8030 General Fund Debt Svc	1,045,367	-	-	(1,045,367)	(100.00%)
TOTAL AVAILABLE REVENUES	\$1,045,367	-	-	(\$1,045,367)	(100.00%)
EXPENDITURES					
DEBT SERVICE					
7100 Principal - Bonds					
8030 General Fund Debt Svc	515,000	-	-	(515,000)	(100.00%)
7150 Interest - Bonds					
8030 General Fund Debt Svc	530,367	-	-	(530,367)	(100.00%)
DEBT SERVICE					
8030 General Fund Debt Svc	1,045,367	-	-	(1,045,367)	(100.00%)
TOTAL DEBT SERVICE	\$1,045,367	-	-	(\$1,045,367)	(100.00%)

Higher Education Coordinating Commission

Agency Number: 52500

Package Comparison Report - Detail
 2019-21 Biennium
 Public University Debt Service

Cross Reference Number: 52500-113-00-00-00000
 Package: OSU-Cordley Hall-Phase II
 Pkg Group: POL Pkg Type: POL Pkg Number: 408

Description	Agency Request Budget (V-01)	Governor's Budget (Y-01)		% Change from Column 1 to Column 2
	Column 1	Column 2	Column 2 Minus Column 1	
EXPENDITURES				
8030 General Fund Debt Svc	1,045,367	-	(1,045,367)	(100.00%)
TOTAL EXPENDITURES	\$1,045,367	-	(\$1,045,367)	(100.00%)
ENDING BALANCE				
8030 General Fund Debt Svc	-	-	0	0.00%
TOTAL ENDING BALANCE	-	-	\$0	0.00%

Higher Education Coordinating Commission

Agency Number: 52500

Package Comparison Report - Detail
 2019-21 Biennium
 Public University Debt Service

Cross Reference Number: 52500-113-00-00-00000
 Package: OSU-Educational Performing Art Center
 Pkg Group: POL Pkg Type: POL Pkg Number: 409

Description	Agency Request Budget (V-01)	Governor's Budget (Y-01)		Column 2 Minus Column 1	% Change from Column 1 to Column 2
	Column 1	Column 1	Column 2		
REVENUE CATEGORIES					
GENERAL FUND APPROPRIATION					
0050 General Fund Appropriation					
8030 General Fund Debt Svc	87,642	-	-	(87,642)	(100.00%)
REVENUE CATEGORIES					
8030 General Fund Debt Svc	87,642	-	-	(87,642)	(100.00%)
TOTAL REVENUE CATEGORIES	\$87,642	-	-	(\$87,642)	(100.00%)
AVAILABLE REVENUES					
8030 General Fund Debt Svc	87,642	-	-	(87,642)	(100.00%)
TOTAL AVAILABLE REVENUES	\$87,642	-	-	(\$87,642)	(100.00%)
EXPENDITURES					
DEBT SERVICE					
7150 Interest - Bonds					
8030 General Fund Debt Svc	87,642	-	-	(87,642)	(100.00%)
DEBT SERVICE					
8030 General Fund Debt Svc	87,642	-	-	(87,642)	(100.00%)
TOTAL DEBT SERVICE	\$87,642	-	-	(\$87,642)	(100.00%)
EXPENDITURES					
8030 General Fund Debt Svc	87,642	-	-	(87,642)	(100.00%)

Higher Education Coordinating Commission

Agency Number: 52500

Package Comparison Report - Detail
 2019-21 Biennium
 Public University Debt Service

Cross Reference Number: 52500-113-00-00-00000
 Package: OSU-Educational Performing Art Center
 Pkg Group: POL Pkg Type: POL Pkg Number: 409

Description	Agency Request Budget (V-01)	Governor's Budget (Y-01)		Column 2 Minus Column 1	% Change from Column 1 to Column 2
	Column 1	Column 2	Column 2 Minus Column 1		
TOTAL EXPENDITURES	\$87,642	-	(\$87,642)	(100.00%)	

ENDING BALANCE

8030 General Fund Debt Svc	-	0	0.00%
TOTAL ENDING BALANCE	-	\$0	0.00%

Higher Education Coordinating Commission

Agency Number: 52500

Package Comparison Report - Detail
 2019-21 Biennium
 Public University Debt Service

Cross Reference Number: 52500-113-00-00-00000
 Package: OSU-Student Success Ctr (Cascades)
 Pkg Group: POL Pkg Type: POL Pkg Number: 410

Description	Agency Request Budget (V-01)	Governor's Budget (Y-01)	Column 2 Minus Column 1	% Change from Column 1 to Column 2
	Column 1	Column 2		
REVENUE CATEGORIES				
GENERAL FUND APPROPRIATION				
0050 General Fund Appropriation				
8030 General Fund Debt Svc	579,874	-	(579,874)	(100.00%)
REVENUE CATEGORIES				
8030 General Fund Debt Svc	579,874	-	(579,874)	(100.00%)
TOTAL REVENUE CATEGORIES	\$579,874	-	(\$579,874)	(100.00%)
AVAILABLE REVENUES				
8030 General Fund Debt Svc	579,874	-	(579,874)	(100.00%)
TOTAL AVAILABLE REVENUES	\$579,874	-	(\$579,874)	(100.00%)
EXPENDITURES				
DEBT SERVICE				
7100 Principal - Bonds				
8030 General Fund Debt Svc	340,000	-	(340,000)	(100.00%)
7150 Interest - Bonds				
8030 General Fund Debt Svc	239,874	-	(239,874)	(100.00%)
DEBT SERVICE				
8030 General Fund Debt Svc	579,874	-	(579,874)	(100.00%)
TOTAL DEBT SERVICE	\$579,874	-	(\$579,874)	(100.00%)

Higher Education Coordinating Commission

Agency Number: 52500

Package Comparison Report - Detail
 2019-21 Biennium
 Public University Debt Service
 Cross Reference Number: 52500-113-00-00-00000
 Package: OSU-Student Success Ctr (Cascades)
 Pkg Group: POL Pkg Type: POL Pkg Number: 410

Description	Agency Request Budget (V-01)	Governor's Budget (Y-01)		Column 2 Minus Column 1	% Change from Column 1 to Column 2
	Column 1	Column 2	Column 2		
EXPENDITURES					
8030 General Fund Debt Svc	579,874	-	(579,874)	(100.00%)	
TOTAL EXPENDITURES	\$579,874	-	(\$579,874)	(100.00%)	
ENDING BALANCE					
8030 General Fund Debt Svc	-	-	0	0.00%	
TOTAL ENDING BALANCE	-	-	\$0	0.00%	

Higher Education Coordinating Commission

Agency Number: 52500

Package Comparison Report - Detail
 2019-21 Biennium
 Public University Debt Service

Cross Reference Number: 52500-113-00-00-00000
 Package: UO-Huestis Hall Deferred Maintenance
 Pkg Group: POL Pkg Type: POL Pkg Number: 412

Description	Agency Request Budget (V-01)	Governor's Budget (Y-01)		Column 2 Minus Column 1	% Change from Column 1 to Column 2
	Column 1	Column 1	Column 2		
REVENUE CATEGORIES					
GENERAL FUND APPROPRIATION					
0050 General Fund Appropriation					
8030 General Fund Debt Svc	1,436,601	-	-	(1,436,601)	(100.00%)
REVENUE CATEGORIES					
8030 General Fund Debt Svc	1,436,601	-	-	(1,436,601)	(100.00%)
TOTAL REVENUE CATEGORIES	\$1,436,601	-	-	(\$1,436,601)	(100.00%)
AVAILABLE REVENUES					
8030 General Fund Debt Svc	1,436,601	-	-	(1,436,601)	(100.00%)
TOTAL AVAILABLE REVENUES	\$1,436,601	-	-	(\$1,436,601)	(100.00%)
EXPENDITURES					
DEBT SERVICE					
7100 Principal - Bonds					
8030 General Fund Debt Svc	655,000	-	-	(655,000)	(100.00%)
7150 Interest - Bonds					
8030 General Fund Debt Svc	781,601	-	-	(781,601)	(100.00%)
DEBT SERVICE					
8030 General Fund Debt Svc	1,436,601	-	-	(1,436,601)	(100.00%)
TOTAL DEBT SERVICE	\$1,436,601	-	-	(\$1,436,601)	(100.00%)

Higher Education Coordinating Commission

Agency Number: 52500

Package Comparison Report - Detail
 2019-21 Biennium
 Public University Debt Service

Cross Reference Number: 52500-113-00-00-00000
 Package: UO-Huestis Hall Deferred Maintenance
 Pkg Group: POL Pkg Type: POL Pkg Number: 412

Description	Agency Request Budget (V-01)	Governor's Budget (Y-01)		Column 2 Minus Column 1	% Change from Column 1 to Column 2
	Column 1	Column 2	Column 2		
EXPENDITURES					
8030 General Fund Debt Svc	1,436,601	-	-	(1,436,601)	(100.00%)
TOTAL EXPENDITURES	\$1,436,601	-	-	(\$1,436,601)	(100.00%)
ENDING BALANCE					
8030 General Fund Debt Svc	-	-	-	0	0.00%
TOTAL ENDING BALANCE	-	-	-	\$0	0.00%

Higher Education Coordinating Commission

Agency Number: 52500

Package Comparison Report - Detail
 2019-21 Biennium
 Public University Debt Service

Cross Reference Number: 52500-113-00-00-00000
 Package: WOU-Student Success Center
 Pkg Group: POL Pkg Type: POL Pkg Number: 414

Description	Agency Request Budget (V-01)	Governor's Budget (Y-01)		Column 2 Minus Column 1	% Change from Column 1 to Column 2
	Column 1	Column 2	Column 2		
REVENUE CATEGORIES					
GENERAL FUND APPROPRIATION					
0050 General Fund Appropriation					
8030 General Fund Debt Svc	638,328	-		(638,328)	(100.00%)
REVENUE CATEGORIES					
8030 General Fund Debt Svc	638,328	-		(638,328)	(100.00%)
TOTAL REVENUE CATEGORIES	\$638,328	-		(\$638,328)	(100.00%)
AVAILABLE REVENUES					
8030 General Fund Debt Svc	638,328	-		(638,328)	(100.00%)
TOTAL AVAILABLE REVENUES	\$638,328	-		(\$638,328)	(100.00%)
EXPENDITURES					
DEBT SERVICE					
7100 Principal - Bonds					
8030 General Fund Debt Svc	170,000	-		(170,000)	(100.00%)
7150 Interest - Bonds					
8030 General Fund Debt Svc	468,328	-		(468,328)	(100.00%)
DEBT SERVICE					
8030 General Fund Debt Svc	638,328	-		(638,328)	(100.00%)
TOTAL DEBT SERVICE	\$638,328	-		(\$638,328)	(100.00%)

Higher Education Coordinating Commission

Agency Number: 52500

Package Comparison Report - Detail
 2019-21 Biennium
 Public University Debt Service

Cross Reference Number: 52500-113-00-00-00000
 Package: WOU-Student Success Center
 Pkg Group: POL Pkg Type: POL Pkg Number: 414

Description	Agency Request Budget (V-01)	Governor's Budget (Y-01)		Column 2 Minus Column 1	% Change from Column 1 to Column 2
	Column 1	Column 1	Column 2		
EXPENDITURES					
8030 General Fund Debt Svc	638,328	-	-	(638,328)	(100.00%)
TOTAL EXPENDITURES	\$638,328	-	-	(\$638,328)	(100.00%)
ENDING BALANCE					
8030 General Fund Debt Svc	-	-	-	0	0.00%
TOTAL ENDING BALANCE	-	-	-	\$0	0.00%

Higher Education Coordinating Commission

Agency Number: 52500

Package Comparison Report - Detail
 2019-21 Biennium
 Public University Debt Service

Cross Reference Number: 52500-113-00-00-00000
 Package: PU-Capital Improvement & Renewal
 Pkg Group: POL Pkg Type: POL Pkg Number: 415

Description	Agency Request Budget (V-01)	Governor's Budget (Y-01)		Column 2 Minus Column 1	% Change from Column 1 to Column 2
	Column 1	Column 1	Column 2		
REVENUE CATEGORIES					
GENERAL FUND APPROPRIATION					
0050 General Fund Appropriation					
8030 General Fund Debt Svc	5,708,252	-	-	(5,708,252)	(100.00%)
REVENUE CATEGORIES					
8030 General Fund Debt Svc	5,708,252	-	-	(5,708,252)	(100.00%)
TOTAL REVENUE CATEGORIES	\$5,708,252	-	-	(\$5,708,252)	(100.00%)
AVAILABLE REVENUES					
8030 General Fund Debt Svc	5,708,252	-	-	(5,708,252)	(100.00%)
TOTAL AVAILABLE REVENUES	\$5,708,252	-	-	(\$5,708,252)	(100.00%)
EXPENDITURES					
DEBT SERVICE					
7100 Principal - Bonds					
8030 General Fund Debt Svc	1,515,000	-	-	(1,515,000)	(100.00%)
7150 Interest - Bonds					
8030 General Fund Debt Svc	4,193,252	-	-	(4,193,252)	(100.00%)
DEBT SERVICE					
8030 General Fund Debt Svc	5,708,252	-	-	(5,708,252)	(100.00%)
TOTAL DEBT SERVICE	\$5,708,252	-	-	(\$5,708,252)	(100.00%)

Higher Education Coordinating Commission

Agency Number: 52500

Package Comparison Report - Detail
 2019-21 Biennium
 Public University Debt Service

Cross Reference Number: 52500-113-00-00-00000
 Package: PU-Capital Improvement & Renewal
 Pkg Group: POL Pkg Type: POL Pkg Number: 415

Description	Agency Request Budget (V-01)	Governor's Budget (Y-01)		Column 2 Minus Column 1	% Change from Column 1 to Column 2
	Column 1	Column 2	Column 2		
EXPENDITURES					
8030 General Fund Debt Svc	5,708,252	-	-	(5,708,252)	(100.00%)
TOTAL EXPENDITURES	\$5,708,252	-	-	(\$5,708,252)	(100.00%)
ENDING BALANCE					
8030 General Fund Debt Svc	-	-	-	0	0.00%
TOTAL ENDING BALANCE	-	-	-	\$0	0.00%

Higher Education Coordinating Commission

Agency Number: 52500

Package Comparison Report - Detail
 2019-21 Biennium
 Public University Debt Service

Cross Reference Number: 52500-113-00-00-00000
 Package: EOU-Inflow Hall Phase II Seismic/Renovation
 Pkg Group: POL Pkg Type: POL Pkg Number: 417

Description	Agency Request Budget (V-01)	Governor's Budget (Y-01)		Column 2 Minus Column 1	% Change from Column 1 to Column 2
	Column 1	Column 1	Column 2		
REVENUE CATEGORIES					
GENERAL FUND APPROPRIATION					
0050 General Fund Appropriation					
8030 General Fund Debt Svc	1,199,913	-	-	(1,199,913)	(100.00%)
REVENUE CATEGORIES					
8030 General Fund Debt Svc	1,199,913	-	-	(1,199,913)	(100.00%)
TOTAL REVENUE CATEGORIES	\$1,199,913	-	-	(\$1,199,913)	(100.00%)
AVAILABLE REVENUES					
8030 General Fund Debt Svc	1,199,913	-	-	(1,199,913)	(100.00%)
TOTAL AVAILABLE REVENUES	\$1,199,913	-	-	(\$1,199,913)	(100.00%)
EXPENDITURES					
DEBT SERVICE					
7100 Principal - Bonds					
8030 General Fund Debt Svc	460,000	-	-	(460,000)	(100.00%)
7150 Interest - Bonds					
8030 General Fund Debt Svc	739,913	-	-	(739,913)	(100.00%)
DEBT SERVICE					
8030 General Fund Debt Svc	1,199,913	-	-	(1,199,913)	(100.00%)
TOTAL DEBT SERVICE	\$1,199,913	-	-	(\$1,199,913)	(100.00%)

Higher Education Coordinating Commission

Agency Number: 52500

Package Comparison Report - Detail
 2019-21 Biennium
 Public University Debt Service

Cross Reference Number: 52500-113-00-00-00000
 Package: EOU-Inflow Hall Phase II Seismic/Renovation
 Pkg Group: POL Pkg Type: POL Pkg Number: 417

Description	Agency Request Budget (V-01)	Governor's Budget (Y-01)		% Change from Column 1 to Column 2
	Column 1	Column 2	Column 2 Minus Column 1	
EXPENDITURES				
8030 General Fund Debt Svc	1,199,913	-	(1,199,913)	(100.00%)
TOTAL EXPENDITURES	\$1,199,913	-	(\$1,199,913)	(100.00%)
ENDING BALANCE				
8030 General Fund Debt Svc	-	-	0	0.00%
TOTAL ENDING BALANCE	-	-	\$0	0.00%

Higher Education Coordinating Commission

Agency Number: 52500

Package Comparison Report - Detail
 2019-21 Biennium
 Public University Debt Service

Cross Reference Number: 52500-113-00-00-00000
 Package: OSU-Student Success Ctr Land Dev (Cascades)
 Pkg Group: POL Pkg Type: POL Pkg Number: 418

Description	Agency Request Budget (V-01)	Governor's Budget (Y-01)	Column 2 Minus Column 1	% Change from Column 1 to Column 2
	Column 1	Column 2		
REVENUE CATEGORIES				
GENERAL FUND APPROPRIATION				
0050 General Fund Appropriation				
8030 General Fund Debt Svc	911,060	-	(911,060)	(100.00%)
REVENUE CATEGORIES				
8030 General Fund Debt Svc	911,060	-	(911,060)	(100.00%)
TOTAL REVENUE CATEGORIES	\$911,060	-	(\$911,060)	(100.00%)
AVAILABLE REVENUES				
8030 General Fund Debt Svc	911,060	-	(911,060)	(100.00%)
TOTAL AVAILABLE REVENUES	\$911,060	-	(\$911,060)	(100.00%)
EXPENDITURES				
DEBT SERVICE				
7100 Principal - Bonds				
8030 General Fund Debt Svc	410,000	-	(410,000)	(100.00%)
7150 Interest - Bonds				
8030 General Fund Debt Svc	501,060	-	(501,060)	(100.00%)
DEBT SERVICE				
8030 General Fund Debt Svc	911,060	-	(911,060)	(100.00%)
TOTAL DEBT SERVICE	\$911,060	-	(\$911,060)	(100.00%)

Higher Education Coordinating Commission

Agency Number: 52500

Package Comparison Report - Detail
 2019-21 Biennium
 Public University Debt Service

Cross Reference Number: 52500-113-00-00-000000
 Package: OSU-Student Success Ctr Land Dev (Cascades)
 Pkg Group: POL Pkg Type: POL Pkg Number: 418

Description	Agency Request Budget (V-01)	Governor's Budget (Y-01)		Column 2 Minus Column 1	% Change from Column 1 to Column 2
	Column 1	Column 1	Column 2		
EXPENDITURES					
8030 General Fund Debt Svc	911,060	-	(911,060)	(100.00%)	
TOTAL EXPENDITURES	\$911,060	-	(\$911,060)	(100.00%)	
ENDING BALANCE					
8030 General Fund Debt Svc	-	-	0	0.00%	
TOTAL ENDING BALANCE	-	-	\$0	0.00%	

Higher Education Coordinating Commission

Agency Number: 52500

Package Comparison Report - Detail
 2019-21 Biennium
 Public University Debt Service

Cross Reference Number: 52500-113-00-00-00000
 Package: SOU-Music Hall Mech-ADA Improvements
 Pkg Group: POL Pkg Type: POL Pkg Number: 420

Description	Agency Request Budget (V-01)	Governor's Budget (Y-01)		Column 2 Minus Column 1	% Change from Column 1 to Column 2
	Column 1	Column 1	Column 2		
REVENUE CATEGORIES					
GENERAL FUND APPROPRIATION					
0050 General Fund Appropriation					
8030 General Fund Debt Svc	58,760	-	-	(58,760)	(100.00%)
REVENUE CATEGORIES					
8030 General Fund Debt Svc	58,760	-	-	(58,760)	(100.00%)
TOTAL REVENUE CATEGORIES	\$58,760	-	-	(\$58,760)	(100.00%)
AVAILABLE REVENUES					
8030 General Fund Debt Svc	58,760	-	-	(58,760)	(100.00%)
TOTAL AVAILABLE REVENUES	\$58,760	-	-	(\$58,760)	(100.00%)
EXPENDITURES					
DEBT SERVICE					
7150 Interest - Bonds					
8030 General Fund Debt Svc	58,760	-	-	(58,760)	(100.00%)
DEBT SERVICE					
8030 General Fund Debt Svc	58,760	-	-	(58,760)	(100.00%)
TOTAL DEBT SERVICE	\$58,760	-	-	(\$58,760)	(100.00%)
EXPENDITURES					
8030 General Fund Debt Svc	58,760	-	-	(58,760)	(100.00%)

Higher Education Coordinating Commission

Agency Number: 52500

Package Comparison Report - Detail
 2019-21 Biennium
 Public University Debt Service

Cross Reference Number: 52500-113-00-00-00000
 Package: SOU-Music Hall Mech-ADA Improvements
 Pkg Group: POL Pkg Type: POL Pkg Number: 420

Description	Agency Request Budget (V-01)	Governor's Budget (Y-01)		Column 2 Minus Column 1	% Change from Column 1 to Column 2
	Column 1	Column 2	Column 2		
TOTAL EXPENDITURES	\$58,760	-	-	(\$58,760)	(100.00%)
ENDING BALANCE					
8030 General Fund Debt Svc	-	-	-	0	0.00%
TOTAL ENDING BALANCE	-	-	-	\$0	0.00%

Higher Education Coordinating Commission

Agency Number: 52500

Package Comparison Report - Detail
 2019-21 Biennium
 Community College Debt Service
 Cross Reference Number: 52500-114-00-00-00000
 Package: Standard Inflation
 Pkg Group: ESS Pkg Type: 030 Pkg Number: 031

Description	Agency Request Budget (V-01)	Governor's Budget (Y-01)		% Change from Column 1 to Column 2
	Column 1	Column 2	Column 2 Minus Column 1	
REVENUE CATEGORIES				
GENERAL FUND APPROPRIATION				
0050 General Fund Appropriation	117,466	117,466	0	0.00%
8000 General Fund				
AVAILABLE REVENUES				
8000 General Fund	117,466	117,466	0	0.00%
TOTAL AVAILABLE REVENUES	\$117,466	\$117,466	\$0	0.00%
EXPENDITURES				
SERVICES & SUPPLIES				
4225 State Gov. Service Charges				
8000 General Fund	117,466	117,466	0	0.00%
EXPENDITURES				
8000 General Fund	117,466	117,466	0	0.00%
TOTAL EXPENDITURES	\$117,466	\$117,466	\$0	0.00%
ENDING BALANCE				
8000 General Fund	-	-	0	0.00%
TOTAL ENDING BALANCE	-	-	\$0	0.00%

Higher Education Coordinating Commission

Agency Number: 52500

Package Comparison Report - Detail
 2019-21 Biennium
 Community College Debt Service

Cross Reference Number: 52500-114-00-00-00000
 Package: CC-Apprenticeship & Industrial Trades Center
 Pkg Group: POL Pkg Type: POL Pkg Number: 404

Description	Agency Request Budget (V-01)	Governor's Budget (Y-01)		Column 2 Minus Column 1	% Change from Column 1 to Column 2
	Column 1	Column 2	Column 2		
REVENUE CATEGORIES					
GENERAL FUND APPROPRIATION					
0050 General Fund Appropriation					
8030 General Fund Debt Svc	347,542	-		(347,542)	(100.00%)
AVAILABLE REVENUES					
8030 General Fund Debt Svc	347,542	-		(347,542)	(100.00%)
TOTAL AVAILABLE REVENUES	\$347,542	-		(\$347,542)	(100.00%)
EXPENDITURES					
DEBT SERVICE					
7100 Principal - Bonds					
8030 General Fund Debt Svc	135,000	-		(135,000)	(100.00%)
7150 Interest - Bonds					
8030 General Fund Debt Svc	212,542	-		(212,542)	(100.00%)
DEBT SERVICE					
8030 General Fund Debt Svc	347,542	-		(347,542)	(100.00%)
TOTAL DEBT SERVICE	\$347,542	-		(\$347,542)	(100.00%)
EXPENDITURES					
8030 General Fund Debt Svc	347,542	-		(347,542)	(100.00%)
TOTAL EXPENDITURES	\$347,542	-		(\$347,542)	(100.00%)

Higher Education Coordinating Commission

Agency Number: 52500

Package Comparison Report - Detail
 2019-21 Biennium
 Community College Debt Service

Cross Reference Number: 52500-114-00-00-00000
 Package: CC-Apprenticeship & Industrial Trades Center
 Pkg Group: POL Pkg Type: POL Pkg Number: 404

Description	Agency Request Budget (V-01)	Governor's Budget (Y-01)	Column 2 Minus Column 1	% Change from Column 1 to Column 2
	Column 1	Column 2		
ENDING BALANCE				
8030 General Fund Debt Svc	-	-	0	0.00%
TOTAL ENDING BALANCE	-	-	\$0	0.00%

Higher Education Coordinating Commission

Agency Number: 52500

Package Comparison Report - Detail
 2019-21 Biennium
 Community College Debt Service

Cross Reference Number: 52500-114-00-00-00000
 Package: CC-Nursing-Allied Health Professions Center
 Pkg Group: POL Pkg Type: POL Pkg Number: 405

Description	Agency Request Budget (V-01)	Governor's Budget (Y-01)		Column 2 Minus Column 1	% Change from Column 1 to Column 2
	Column 1	Column 1	Column 2		
REVENUE CATEGORIES					
GENERAL FUND APPROPRIATION					
0050 General Fund Appropriation					
8030 General Fund Debt Svc	152,955	-		(152,955)	(100.00%)
AVAILABLE REVENUES					
8030 General Fund Debt Svc	152,955	-		(152,955)	(100.00%)
TOTAL AVAILABLE REVENUES	\$152,955	-		(\$152,955)	(100.00%)
EXPENDITURES					
DEBT SERVICE					
7150 Interest - Bonds					
8030 General Fund Debt Svc	152,955	-		(152,955)	(100.00%)
DEBT SERVICE					
8030 General Fund Debt Svc	152,955	-		(152,955)	(100.00%)
TOTAL DEBT SERVICE	\$152,955	-		(\$152,955)	(100.00%)
EXPENDITURES					
8030 General Fund Debt Svc	152,955	-		(152,955)	(100.00%)
TOTAL EXPENDITURES	\$152,955	-		(\$152,955)	(100.00%)
ENDING BALANCE					
8030 General Fund Debt Svc	-	-		0	0.00%

Higher Education Coordinating Commission

Agency Number: 52500

Package Comparison Report - Detail
 2019-21 Biennium
 Community College Debt Service

Cross Reference Number: 52500-114-00-00-00000
 Package: CC-Nursing-Allied Health Professions Center
 Pkg Group: POL Pkg Type: POL Pkg Number: 405

Description	Agency Request Budget (V-01)	Governor's Budget (Y-01)	Column 2 Minus Column 1	% Change from Column 1 to Column 2
	Column 1	Column 2		
TOTAL ENDING BALANCE	-	-	\$0	0.00%

Higher Education Coordinating Commission

Agency Number: 52500

Package Comparison Report - Detail
 2019-21 Biennium
 Community College Debt Service
 Cross Reference Number: 52500-114-00-00-00000
 Package: CC-Remond Campus General-Purpose Classroom
 Pkg Group: POL Pkg Type: POL Pkg Number: 406

Description	Agency Request Budget (V-01)	Governor's Budget (Y-01)		Column 2 Minus Column 1	% Change from Column 1 to Column 2
	Column 1	Column 1	Column 2		
REVENUE CATEGORIES					
GENERAL FUND APPROPRIATION					
0050 General Fund Appropriation					
8030 General Fund Debt Svc	710,639	-		(710,639)	(100.00%)
AVAILABLE REVENUES					
8030 General Fund Debt Svc	710,639	-		(710,639)	(100.00%)
TOTAL AVAILABLE REVENUES	\$710,639	-		(\$710,639)	(100.00%)
EXPENDITURES					
DEBT SERVICE					
7100 Principal - Bonds					
8030 General Fund Debt Svc	275,000	-		(275,000)	(100.00%)
7150 Interest - Bonds					
8030 General Fund Debt Svc	435,639	-		(435,639)	(100.00%)
DEBT SERVICE					
8030 General Fund Debt Svc	710,639	-		(710,639)	(100.00%)
TOTAL DEBT SERVICE	\$710,639	-		(\$710,639)	(100.00%)
EXPENDITURES					
8030 General Fund Debt Svc	710,639	-		(710,639)	(100.00%)
TOTAL EXPENDITURES	\$710,639	-		(\$710,639)	(100.00%)

Higher Education Coordinating Commission

Agency Number: 52500

Package Comparison Report - Detail
 2019-21 Biennium
 Community College Debt Service

Cross Reference Number: 52500-114-00-00-000000
 Package: CC-Remond Campus General-Purpose Classroom
 Pkg Group: POL Pkg Type: POL Pkg Number: 406

Description	Agency Request Budget (V-01)	Governor's Budget (Y-01)		Column 2 Minus Column 1	% Change from Column 1 to Column 2
	Column 1	Column 2			
ENDING BALANCE					
8030 General Fund Debt Svc	-	-	0		0.00%
TOTAL ENDING BALANCE	-	-	\$0		0.00%

Higher Education Coordinating Commission

Agency Number: 52500

Package Comparison Report - Detail
 2019-21 Biennium
 Public University Capital Construction
 Cross Reference Number: 52500-116-00-00-00000
 Package: Analyst Adjustments
 Pkg Group: POL Pkg Type: 090 Pkg Number: 090

Description	Agency Request Budget (V-01)	Governor's Budget (Y-01)	Column 2 Minus Column 1	% Change from Column 1 to Column 2
	Column 1	Column 2		
REVENUE CATEGORIES				
BOND SALES				
0555 General Fund Obligation Bonds				
3020 Other Funds Cap Construct	-	12,000,000	12,000,000	100.00%
BOND SALES				
3020 Other Funds Cap Construct	-	12,000,000	12,000,000	100.00%
TOTAL BOND SALES	-	\$12,000,000	\$12,000,000	100.00%
AVAILABLE REVENUES				
3020 Other Funds Cap Construct	-	12,000,000	12,000,000	100.00%
TOTAL AVAILABLE REVENUES	-	\$12,000,000	\$12,000,000	100.00%
EXPENDITURES				
SPECIAL PAYMENTS				
6048 Spc Pmt to Public Universities				
3020 Other Funds Cap Construct	-	12,000,000	12,000,000	100.00%
ENDING BALANCE				
3020 Other Funds Cap Construct	-	-	0	0.00%
TOTAL ENDING BALANCE	-	-	\$0	0.00%

Higher Education Coordinating Commission

Agency Number: 52500

Package Comparison Report - Detail
 2019-21 Biennium
 Public University Capital Construction
 Cross Reference Number: 52500-116-00-00-00000
 Package: EOU-New Residence Hall
 Pkg Group: POL Pkg Type: POL Pkg Number: 400

Description	Agency Request Budget (V-01)	Governor's Budget (Y-01)		Column 2 Minus Column 1	% Change from Column 1 to Column 2
	Column 1	Column 1	Column 2		
REVENUE CATEGORIES					
BOND SALES					
0555 General Fund Obligation Bonds					
3020 Other Funds Cap Construct	14,000,000	-		(14,000,000)	(100.00%)
0560 Dedicated Fund Oblig Bonds					
3020 Other Funds Cap Construct	-	14,000,000		14,000,000	100.00%
BOND SALES					
3020 Other Funds Cap Construct	14,000,000	14,000,000		0	0.00%
TOTAL BOND SALES	\$14,000,000	\$14,000,000		\$0	0.00%
AVAILABLE REVENUES					
3020 Other Funds Cap Construct	14,000,000	14,000,000		0	0.00%
TOTAL AVAILABLE REVENUES	\$14,000,000	\$14,000,000		\$0	0.00%
EXPENDITURES					
SPECIAL PAYMENTS					
6048 Spc Pmt to Public Universities					
3020 Other Funds Cap Construct	14,000,000	14,000,000		0	0.00%
ENDING BALANCE					
3020 Other Funds Cap Construct	-	-		0	0.00%
TOTAL ENDING BALANCE	-	-		\$0	0.00%

Higher Education Coordinating Commission

Agency Number: 52500

Package Comparison Report - Detail
 2019-21 Biennium
 Public University Capital Construction

Cross Reference Number: 52500-116-00-00-00000
 Package: PSU-12th & Market Residence Hal
 Pkg Group: POL Pkg Type: POL Pkg Number: 401

Description	Agency Request Budget (V-01)	Governor's Budget (Y-01)		Column 2 Minus Column 1	% Change from Column 1 to Column 2
	Column 1	Column 1	Column 2		
REVENUE CATEGORIES					
BOND SALES					
0555 General Fund Obligation Bonds					
3020 Other Funds Cap Construct	60,500,000	-	60,500,000	(60,500,000)	(100.00%)
0560 Dedicated Fund Oblig Bonds					
3020 Other Funds Cap Construct	-	60,500,000	60,500,000	60,500,000	100.00%
BOND SALES					
3020 Other Funds Cap Construct	60,500,000	60,500,000	60,500,000	0	0.00%
TOTAL BOND SALES	\$60,500,000	\$60,500,000	\$60,500,000	\$0	0.00%
AVAILABLE REVENUES					
3020 Other Funds Cap Construct	60,500,000	60,500,000	60,500,000	0	0.00%
TOTAL AVAILABLE REVENUES	\$60,500,000	\$60,500,000	\$60,500,000	\$0	0.00%
EXPENDITURES					
SPECIAL PAYMENTS					
6048 Spc Pmt to Public Universities					
3020 Other Funds Cap Construct	60,500,000	60,500,000	60,500,000	0	0.00%
ENDING BALANCE					
3020 Other Funds Cap Construct	-	-	-	0	0.00%
TOTAL ENDING BALANCE	-	-	-	\$0	0.00%

Higher Education Coordinating Commission

Agency Number: 52500

Package Comparison Report - Detail
 2019-21 Biennium
 Public University Capital Construction

Cross Reference Number: 52500-116-00-00-00000
 Package: PSU-University Center Bldg Land Purchase
 Pkg Group: POL Pkg Type: POL Pkg Number: 402

Description	Agency Request Budget (V-01)	Governor's Budget (Y-01)		Column 2 Minus Column 1	% Change from Column 1 to Column 2
	Column 1	Column 2	Column 2		
REVENUE CATEGORIES					
BOND SALES					
0555 General Fund Obligation Bonds					
3020 Other Funds Cap Construct	15,000,000	-	-	(15,000,000)	(100.00%)
0560 Dedicated Fund Oblig Bonds					
3020 Other Funds Cap Construct	-	15,000,000	15,000,000	15,000,000	100.00%
BOND SALES					
3020 Other Funds Cap Construct	15,000,000	15,000,000	15,000,000	0	0.00%
TOTAL BOND SALES	\$15,000,000	\$15,000,000	\$15,000,000	\$0	0.00%
AVAILABLE REVENUES					
3020 Other Funds Cap Construct	15,000,000	15,000,000	15,000,000	0	0.00%
TOTAL AVAILABLE REVENUES	\$15,000,000	\$15,000,000	\$15,000,000	\$0	0.00%
EXPENDITURES					
SPECIAL PAYMENTS					
6048 Spc Pmt to Public Universities					
3020 Other Funds Cap Construct	15,000,000	15,000,000	15,000,000	0	0.00%
ENDING BALANCE					
3020 Other Funds Cap Construct	-	-	-	0	0.00%
TOTAL ENDING BALANCE	-	-	-	\$0	0.00%

Higher Education Coordinating Commission

Agency Number: 52500

Package Comparison Report - Detail
 2019-21 Biennium
 Public University Capital Construction
 Cross Reference Number: 52500-116-00-00-00000
 Package: WOU-Valsetz Dining / Aux Services
 Pkg Group: POL Pkg Type: POL Pkg Number: 403

Description	Agency Request Budget (V-01)	Governor's Budget (Y-01)		Column 2 Minus Column 1	% Change from Column 1 to Column 2
	Column 1	Column 2	Column 2		
REVENUE CATEGORIES					
BOND SALES					
0555 General Fund Obligation Bonds					
3020 Other Funds Cap Construct	3,500,000	-		(3,500,000)	(100.00%)
0560 Dedicated Fund Oblig Bonds					
3020 Other Funds Cap Construct	-	3,500,000		3,500,000	100.00%
BOND SALES					
3020 Other Funds Cap Construct	3,500,000	3,500,000		0	0.00%
TOTAL BOND SALES	\$3,500,000	\$3,500,000		\$0	0.00%
AVAILABLE REVENUES					
3020 Other Funds Cap Construct	3,500,000	3,500,000		0	0.00%
TOTAL AVAILABLE REVENUES	\$3,500,000	\$3,500,000		\$0	0.00%
EXPENDITURES					
SPECIAL PAYMENTS					
6048 Spc Pmt to Public Universities					
3020 Other Funds Cap Construct	3,500,000	3,500,000		0	0.00%
ENDING BALANCE					
3020 Other Funds Cap Construct	-	-		0	0.00%
TOTAL ENDING BALANCE	-	-		\$0	0.00%

Higher Education Coordinating Commission

Agency Number: 52500

Package Comparison Report - Detail
 2019-21 Biennium
 Public University Capital Construction
 Cross Reference Number: 52500-116-00-00-00000
 Package: OIT-Boivin Hall Rehab/Infrastructure Improve
 Pkg Group: POL Pkg Type: POL Pkg Number: 407

Description	Agency Request Budget (V-01)	Governor's Budget (Y-01)		Column 2 Minus Column 1	% Change from Column 1 to Column 2
	Column 1	Column 1	Column 2		
REVENUE CATEGORIES					
BOND SALES					
0555 General Fund Obligation Bonds					
3020 Other Funds Cap Construct	17,600,000	-	-	(17,600,000)	(100.00%)
BOND SALES					
3020 Other Funds Cap Construct	17,600,000	-	-	(17,600,000)	(100.00%)
TOTAL BOND SALES	\$17,600,000	-	-	(\$17,600,000)	(100.00%)
AVAILABLE REVENUES					
3020 Other Funds Cap Construct	17,600,000	-	-	(17,600,000)	(100.00%)
TOTAL AVAILABLE REVENUES	\$17,600,000	-	-	(\$17,600,000)	(100.00%)
EXPENDITURES					
SPECIAL PAYMENTS					
6048 Spc Pmt to Public Universities					
3020 Other Funds Cap Construct	17,600,000	-	-	(17,600,000)	(100.00%)
ENDING BALANCE					
3020 Other Funds Cap Construct	-	-	-	0	0.00%
TOTAL ENDING BALANCE	-	-	-	\$0	0.00%

Higher Education Coordinating Commission

Agency Number: 52500

Package Comparison Report - Detail
 2019-21 Biennium
 Public University Capital Construction

Cross Reference Number: 52500-116-00-00-00000
 Package: OSU-Cordley Hall-Phase II
 Pkg Group: POL Pkg Type: POL Pkg Number: 408

Description	Agency Request Budget (V-01)	Governor's Budget (Y-01)		Column 2 Minus Column 1	% Change from Column 1 to Column 2
	Column 1	Column 1	Column 2		
REVENUE CATEGORIES					
BOND SALES					
0555 General Fund Obligation Bonds					
3020 Other Funds Cap Construct	28,000,000	-	-	(28,000,000)	(100.00%)
BOND SALES					
3020 Other Funds Cap Construct	28,000,000	-	-	(28,000,000)	(100.00%)
TOTAL BOND SALES	\$28,000,000	-	-	(\$28,000,000)	(100.00%)
AVAILABLE REVENUES					
3020 Other Funds Cap Construct	28,000,000	-	-	(28,000,000)	(100.00%)
TOTAL AVAILABLE REVENUES	\$28,000,000	-	-	(\$28,000,000)	(100.00%)
EXPENDITURES					
SPECIAL PAYMENTS					
6048 Spc Pmt to Public Universities					
3020 Other Funds Cap Construct	28,000,000	-	-	(28,000,000)	(100.00%)
ENDING BALANCE					
3020 Other Funds Cap Construct	-	-	-	0	0.00%
TOTAL ENDING BALANCE	-	-	-	\$0	0.00%

Higher Education Coordinating Commission

Agency Number: 52500

Package Comparison Report - Detail
 2019-21 Biennium
 Public University Capital Construction
 Cross Reference Number: 52500-116-00-00-00000
 Package: OSU-Educational Performing Art Center
 Pkg Group: POL Pkg Type: POL Pkg Number: 409

Description	Agency Request Budget (V-01)	Governor's Budget (Y-01)		Column 2 Minus Column 1	% Change from Column 1 to Column 2
	Column 1	Column 1	Column 2		
REVENUE CATEGORIES					
BOND SALES					
0555 General Fund Obligation Bonds					
3020 Other Funds Cap Construct	35,000,000	-	-	(35,000,000)	(100.00%)
BOND SALES					
3020 Other Funds Cap Construct	35,000,000	-	-	(35,000,000)	(100.00%)
TOTAL BOND SALES	\$35,000,000	-	-	(\$35,000,000)	(100.00%)
AVAILABLE REVENUES					
3020 Other Funds Cap Construct	35,000,000	-	-	(35,000,000)	(100.00%)
TOTAL AVAILABLE REVENUES	\$35,000,000	-	-	(\$35,000,000)	(100.00%)
EXPENDITURES					
SPECIAL PAYMENTS					
6048 Spc Pmt to Public Universities					
3020 Other Funds Cap Construct	35,000,000	-	-	(35,000,000)	(100.00%)
ENDING BALANCE					
3020 Other Funds Cap Construct	-	-	0	0	0.00%
TOTAL ENDING BALANCE	-	-	\$0	\$0	0.00%

Higher Education Coordinating Commission

Agency Number: 52500

Package Comparison Report - Detail
 2019-21 Biennium
 Public University Capital Construction
 Cross Reference Number: 52500-116-00-00-00000
 Package: OSU-Student Success Ctr (Cascades)
 Pkg Group: POL Pkg Type: POL Pkg Number: 410

Description	Agency Request Budget (V-01)	Governor's Budget (Y-01)		Column 2 Minus Column 1	% Change from Column 1 to Column 2
	Column 1	Column 1	Column 2		
REVENUE CATEGORIES					
BOND SALES					
0555 General Fund Obligation Bonds					
3020 Other Funds Cap Construct	12,000,000	-	-	(12,000,000)	(100.00%)
BOND SALES					
3020 Other Funds Cap Construct	12,000,000	-	-	(12,000,000)	(100.00%)
TOTAL BOND SALES	\$12,000,000	-	-	(\$12,000,000)	(100.00%)
AVAILABLE REVENUES					
3020 Other Funds Cap Construct	12,000,000	-	-	(12,000,000)	(100.00%)
TOTAL AVAILABLE REVENUES	\$12,000,000	-	-	(\$12,000,000)	(100.00%)
EXPENDITURES					
SPECIAL PAYMENTS					
6048 Spc Pmt to Public Universities					
3020 Other Funds Cap Construct	12,000,000	-	-	(12,000,000)	(100.00%)
ENDING BALANCE					
3020 Other Funds Cap Construct	-	-	0	0	0.00%
TOTAL ENDING BALANCE	-	-	\$0	\$0	0.00%

Higher Education Coordinating Commission

Agency Number: 52500

Package Comparison Report - Detail
 2019-21 Biennium
 Public University Capital Construction

Cross Reference Number: 52500-116-00-00-00000
 Package: PSU-Science Bldg 1 Renovation/Expansion
 Pkg Group: POL Pkg Type: POL Pkg Number: 411

Description	Agency Request Budget (V-01)	Governor's Budget (Y-01)		Column 2 Minus Column 1	% Change from Column 1 to Column 2
	Column 1	Column 1	Column 2		
REVENUE CATEGORIES					
BOND SALES					
0555 General Fund Obligation Bonds					
3020 Other Funds Cap Construct	73,000,000	-	-	(73,000,000)	(100.00%)
BOND SALES					
3020 Other Funds Cap Construct	73,000,000	-	-	(73,000,000)	(100.00%)
TOTAL BOND SALES	\$73,000,000	-	-	(\$73,000,000)	(100.00%)
AVAILABLE REVENUES					
3020 Other Funds Cap Construct	73,000,000	-	-	(73,000,000)	(100.00%)
TOTAL AVAILABLE REVENUES	\$73,000,000	-	-	(\$73,000,000)	(100.00%)
EXPENDITURES					
SPECIAL PAYMENTS					
6048 Spc Pmt to Public Universities					
3020 Other Funds Cap Construct	73,000,000	-	-	(73,000,000)	(100.00%)
ENDING BALANCE					
3020 Other Funds Cap Construct	-	-	0	\$0	0.00%
TOTAL ENDING BALANCE	-	-	0	\$0	0.00%

Higher Education Coordinating Commission

Agency Number: 52500

Package Comparison Report - Detail
 2019-21 Biennium
 Public University Capital Construction
 Cross Reference Number: 52500-116-00-00-00000
 Package: UO-Huestis Hall Deferred Maintenance
 Pkg Group: POL Pkg Type: POL Pkg Number: 412

Description	Agency Request Budget (V-01)	Governor's Budget (Y-01)		Column 2 Minus Column 1	% Change from Column 1 to Column 2
	Column 1	Column 1	Column 2		
REVENUE CATEGORIES					
BOND SALES					
0555 General Fund Obligation Bonds					
3020 Other Funds Cap Construct	54,000,000	-	-	(54,000,000)	(100.00%)
BOND SALES					
3020 Other Funds Cap Construct	54,000,000	-	-	(54,000,000)	(100.00%)
TOTAL BOND SALES	\$54,000,000	-	-	(\$54,000,000)	(100.00%)
AVAILABLE REVENUES					
3020 Other Funds Cap Construct	54,000,000	-	-	(54,000,000)	(100.00%)
TOTAL AVAILABLE REVENUES	\$54,000,000	-	-	(\$54,000,000)	(100.00%)
EXPENDITURES					
SPECIAL PAYMENTS					
6048 Spc Pmt to Public Universities					
3020 Other Funds Cap Construct	54,000,000	-	-	(54,000,000)	(100.00%)
ENDING BALANCE					
3020 Other Funds Cap Construct	-	-	0	0	0.00%
TOTAL ENDING BALANCE	-	-	\$0	\$0	0.00%

Higher Education Coordinating Commission

Agency Number: 52500

Package Comparison Report - Detail
 2019-21 Biennium
 Public University Capital Construction

Cross Reference Number: 52500-116-00-00-00000
 Package: WOU-Physical Education Center
 Pkg Group: POL Pkg Type: POL Pkg Number: 413

Description	Agency Request Budget (V-01)	Governor's Budget (Y-01)		Column 2 Minus Column 1	% Change from Column 1 to Column 2
	Column 1	Column 1	Column 2		
REVENUE CATEGORIES					
BOND SALES					
0555 General Fund Obligation Bonds					
3020 Other Funds Cap Construct	12,000,000	-	-	(12,000,000)	(100.00%)
BOND SALES					
3020 Other Funds Cap Construct	12,000,000	-	-	(12,000,000)	(100.00%)
TOTAL BOND SALES	\$12,000,000	-	-	(\$12,000,000)	(100.00%)
AVAILABLE REVENUES					
3020 Other Funds Cap Construct	12,000,000	-	-	(12,000,000)	(100.00%)
TOTAL AVAILABLE REVENUES	\$12,000,000	-	-	(\$12,000,000)	(100.00%)
EXPENDITURES					
SPECIAL PAYMENTS					
6048 Spc Pmt to Public Universities					
3020 Other Funds Cap Construct	12,000,000	-	-	(12,000,000)	(100.00%)
ENDING BALANCE					
3020 Other Funds Cap Construct	-	-	0	0	0.00%
TOTAL ENDING BALANCE	-	-	\$0	\$0	0.00%

Higher Education Coordinating Commission

Agency Number: 52500

Package Comparison Report - Detail
 2019-21 Biennium
 Public University Capital Construction

Cross Reference Number: 52500-116-00-00-00000
 Package: WOU-Student Success Center
 Pkg Group: POL Pkg Type: POL Pkg Number: 414

Description	Agency Request Budget (V-01)	Governor's Budget (Y-01)		Column 2 Minus Column 1	% Change from Column 1 to Column 2
	Column 1	Column 1	Column 2		
REVENUE CATEGORIES					
BOND SALES					
0555 General Fund Obligation Bonds					
3020 Other Funds Cap Construct	12,000,000	-	-	(12,000,000)	(100.00%)
BOND SALES					
3020 Other Funds Cap Construct	12,000,000	-	-	(12,000,000)	(100.00%)
TOTAL BOND SALES	\$12,000,000	-	-	(\$12,000,000)	(100.00%)
AVAILABLE REVENUES					
3020 Other Funds Cap Construct	12,000,000	-	-	(12,000,000)	(100.00%)
TOTAL AVAILABLE REVENUES	\$12,000,000	-	-	(\$12,000,000)	(100.00%)
EXPENDITURES					
SPECIAL PAYMENTS					
6048 Spc Pmt to Public Universities					
3020 Other Funds Cap Construct	12,000,000	-	-	(12,000,000)	(100.00%)
ENDING BALANCE					
3020 Other Funds Cap Construct	-	-	0	0	0.00%
TOTAL ENDING BALANCE	-	-	\$0	\$0	0.00%

Higher Education Coordinating Commission

Agency Number: 52500

Package Comparison Report - Detail
 2019-21 Biennium
 Public University Capital Construction
 Cross Reference Number: 52500-116-00-00-000000
 Package: PU-Capital Improvement & Renewal
 Pkg Group: POL Pkg Type: POL Pkg Number: 415

Description	Agency Request Budget (V-01)	Governor's Budget (Y-01)		Column 2 Minus Column 1	% Change from Column 1 to Column 2
	Column 1	Column 1	Column 2		
REVENUE CATEGORIES					
BOND SALES					
0555 General Fund Obligation Bonds					
3020 Other Funds Cap Construct	65,000,000	65,000,000	65,000,000	0	0.00%
BOND SALES					
3020 Other Funds Cap Construct	65,000,000	65,000,000	65,000,000	0	0.00%
TOTAL BOND SALES	\$65,000,000	\$65,000,000	\$65,000,000	\$0	0.00%
AVAILABLE REVENUES					
3020 Other Funds Cap Construct	65,000,000	65,000,000	65,000,000	0	0.00%
TOTAL AVAILABLE REVENUES	\$65,000,000	\$65,000,000	\$65,000,000	\$0	0.00%
EXPENDITURES					
SPECIAL PAYMENTS					
6048 Spc Pmt to Public Universities					
3020 Other Funds Cap Construct	65,000,000	65,000,000	65,000,000	0	0.00%
ENDING BALANCE					
3020 Other Funds Cap Construct	-	-	-	0	0.00%
TOTAL ENDING BALANCE	-	-	-	\$0	0.00%

Higher Education Coordinating Commission

Agency Number: 52500

Package Comparison Report - Detail
 2019-21 Biennium
 Public University Capital Construction
 Cross Reference Number: 52500-116-00-00-00000
 Package: EOU-Inflow Hall Grand Staircase
 Pkg Group: POL Pkg Type: POL Pkg Number: 416

Description	Agency Request Budget (V-01)	Governor's Budget (Y-01)	Column 2 Minus Column 1	% Change from Column 1 to Column 2
	Column 1	Column 2		
REVENUE CATEGORIES				
BOND SALES				
0555 General Fund Obligation Bonds				
3020 Other Funds Cap Construct	3,000,000	3,000,000	0	0.00%
BOND SALES				
3020 Other Funds Cap Construct	3,000,000	3,000,000	0	0.00%
TOTAL BOND SALES	\$3,000,000	\$3,000,000	\$0	0.00%
AVAILABLE REVENUES				
3020 Other Funds Cap Construct	3,000,000	3,000,000	0	0.00%
TOTAL AVAILABLE REVENUES	\$3,000,000	\$3,000,000	\$0	0.00%
EXPENDITURES				
SPECIAL PAYMENTS				
6048 Spc Pmt to Public Universities				
3020 Other Funds Cap Construct	3,000,000	3,000,000	0	0.00%
ENDING BALANCE				
3020 Other Funds Cap Construct	-	-	0	0.00%
TOTAL ENDING BALANCE	-	-	\$0	0.00%

Higher Education Coordinating Commission

Agency Number: 52500

Package Comparison Report - Detail
 2019-21 Biennium
 Public University Capital Construction
 Cross Reference Number: 52500-116-00-00-00000
 Package: EOU-Inflow Hall Phase II Seismic/Renovation
 Pkg Group: POL Pkg Type: POL Pkg Number: 417

Description	Agency Request Budget (V-01)	Governor's Budget (Y-01)		Column 2 Minus Column 1	% Change from Column 1 to Column 2
	Column 1	Column 1	Column 2		
REVENUE CATEGORIES					
BOND SALES					
0555 General Fund Obligation Bonds					
3020 Other Funds Cap Construct	9,500,000	-	-	(9,500,000)	(100.00%)
BOND SALES					
3020 Other Funds Cap Construct	9,500,000	-	-	(9,500,000)	(100.00%)
TOTAL BOND SALES	\$9,500,000	-	-	(\$9,500,000)	(100.00%)
AVAILABLE REVENUES					
3020 Other Funds Cap Construct	9,500,000	-	-	(9,500,000)	(100.00%)
TOTAL AVAILABLE REVENUES	\$9,500,000	-	-	(\$9,500,000)	(100.00%)
EXPENDITURES					
SPECIAL PAYMENTS					
6048 Spc Pmt to Public Universities					
3020 Other Funds Cap Construct	9,500,000	-	-	(9,500,000)	(100.00%)
ENDING BALANCE					
3020 Other Funds Cap Construct	-	-	0	0	0.00%
TOTAL ENDING BALANCE	-	-	\$0	\$0	0.00%

Higher Education Coordinating Commission

Agency Number: 52500

Package Comparison Report - Detail
 2019-21 Biennium
 Public University Capital Construction
 Cross Reference Number: 52500-116-00-00-00000
 Package: OSU-Student Success Ctr Land Dev (Cascades)
 Pkg Group: POL Pkg Type: POL Pkg Number: 418

Description	Agency Request Budget (V-01)	Governor's Budget (Y-01)		Column 2 Minus Column 1	% Change from Column 1 to Column 2
	Column 1	Column 1	Column 2		
REVENUE CATEGORIES					
BOND SALES					
0555 General Fund Obligation Bonds					
3020 Other Funds Cap Construct	17,500,000	-	-	(17,500,000)	(100.00%)
BOND SALES					
3020 Other Funds Cap Construct	17,500,000	-	-	(17,500,000)	(100.00%)
TOTAL BOND SALES	\$17,500,000	-	-	(\$17,500,000)	(100.00%)
AVAILABLE REVENUES					
3020 Other Funds Cap Construct	17,500,000	-	-	(17,500,000)	(100.00%)
TOTAL AVAILABLE REVENUES	\$17,500,000	-	-	(\$17,500,000)	(100.00%)
EXPENDITURES					
SPECIAL PAYMENTS					
6048 Spc Pmt to Public Universities					
3020 Other Funds Cap Construct	17,500,000	-	-	(17,500,000)	(100.00%)
ENDING BALANCE					
3020 Other Funds Cap Construct	-	-	0	0	0.00%
TOTAL ENDING BALANCE	-	-	\$0	\$0	0.00%

Higher Education Coordinating Commission

Agency Number: 52500

Package Comparison Report - Detail
 2019-21 Biennium
 Public University Capital Construction
 Cross Reference Number: 52500-116-00-00-00000
 Package: SOU-Britt Hall Mech Improvements
 Pkg Group: POL Pkg Type: POL Pkg Number: 419

Description	Agency Request Budget (V-01)	Governor's Budget (Y-01)		Column 2 Minus Column 1	% Change from Column 1 to Column 2
	Column 1	Column 2	Column 2		
REVENUE CATEGORIES					
BOND SALES					
0555 General Fund Obligation Bonds					
3020 Other Funds Cap Construct	4,000,000	-	-	(4,000,000)	(100.00%)
BOND SALES					
3020 Other Funds Cap Construct	4,000,000	-	-	(4,000,000)	(100.00%)
TOTAL BOND SALES	\$4,000,000	-	-	(\$4,000,000)	(100.00%)
AVAILABLE REVENUES					
3020 Other Funds Cap Construct	4,000,000	-	-	(4,000,000)	(100.00%)
TOTAL AVAILABLE REVENUES	\$4,000,000	-	-	(\$4,000,000)	(100.00%)
EXPENDITURES					
SPECIAL PAYMENTS					
6048 Spc Pmt to Public Universities					
3020 Other Funds Cap Construct	4,000,000	-	-	(4,000,000)	(100.00%)
ENDING BALANCE					
3020 Other Funds Cap Construct	-	-	-	0	0.00%
TOTAL ENDING BALANCE	-	-	-	\$0	0.00%

Higher Education Coordinating Commission

Agency Number: 52500

Package Comparison Report - Detail
 2019-21 Biennium
 Public University Capital Construction
 Cross Reference Number: 52500-116-00-00-000000
 Package: SOU-Music Hall Mech-ADA Improvements
 Pkg Group: POL Pkg Type: POL Pkg Number: 420

Description	Agency Request Budget (V-01)	Governor's Budget (Y-01)		Column 2 Minus Column 1	% Change from Column 1 to Column 2
	Column 1	Column 1	Column 2		
REVENUE CATEGORIES					
BOND SALES					
0555 General Fund Obligation Bonds					
3020 Other Funds Cap Construct	8,000,000	-	-	(8,000,000)	(100.00%)
BOND SALES					
3020 Other Funds Cap Construct	8,000,000	-	-	(8,000,000)	(100.00%)
TOTAL BOND SALES	\$8,000,000	-	-	(\$8,000,000)	(100.00%)
AVAILABLE REVENUES					
3020 Other Funds Cap Construct	8,000,000	-	-	(8,000,000)	(100.00%)
TOTAL AVAILABLE REVENUES	\$8,000,000	-	-	(\$8,000,000)	(100.00%)
EXPENDITURES					
SPECIAL PAYMENTS					
6048 Spc Pmt to Public Universities					
3020 Other Funds Cap Construct	8,000,000	-	-	(8,000,000)	(100.00%)
ENDING BALANCE					
3020 Other Funds Cap Construct	-	-	0	\$0	0.00%
TOTAL ENDING BALANCE	-	-	0	\$0	0.00%

Higher Education Coordinating Commission

Agency Number: 52500

Package Comparison Report - Detail
 2019-21 Biennium
 Community College Capital Construction
 Cross Reference Number: 52500-117-00-00-00000
 Package: Phase-out Pgm & One-time Costs
 Pkg Group: ESS Pkg Type: 020 Pkg Number: 022

Description	Agency Request Budget (V-01)	Governor's Budget (Y-01)	Column 2 Minus Column 1	% Change from Column 1 to Column 2
	Column 1	Column 2		
EXPENDITURES				
SPECIAL PAYMENTS				
6045 Dist to Comm College Districts	(1,500,000)	(1,500,000)	0	0.00%
3400 Other Funds Ltd				
ENDING BALANCE				
3400 Other Funds Ltd	1,500,000	1,500,000	0	0.00%
TOTAL ENDING BALANCE	\$1,500,000	\$1,500,000	\$0	0.00%

Higher Education Coordinating Commission

Agency Number: 52500

Package Comparison Report - Detail
 2019-21 Biennium
 Community College Capital Construction
 Cross Reference Number: 52500-117-00-00-00000
 Package: Analyst Adjustments
 Pkg Group: POL Pkg Type: 090 Pkg Number: 090

Description	Agency Request Budget (V-01)	Governor's Budget (Y-01)		Column 2 Minus Column 1	% Change from Column 1 to Column 2
	Column 1	Column 1	Column 2		
REVENUE CATEGORIES					
BOND SALES					
0555 General Fund Obligation Bonds					
3020 Other Funds Cap Construct	-	47,746,991	47,746,991	47,746,991	100.00%
0565 Lottery Bonds					
3020 Other Funds Cap Construct	-	8,000,000	8,000,000	8,000,000	100.00%
BOND SALES					
3020 Other Funds Cap Construct	-	55,746,991	55,746,991	55,746,991	100.00%
TOTAL BOND SALES	-	\$55,746,991	\$55,746,991	\$55,746,991	100.00%
AVAILABLE REVENUES					
3020 Other Funds Cap Construct	-	55,746,991	55,746,991	55,746,991	100.00%
TOTAL AVAILABLE REVENUES	-	\$55,746,991	\$55,746,991	\$55,746,991	100.00%
EXPENDITURES					
SPECIAL PAYMENTS					
6045 Dist to Comm College Districts					
3020 Other Funds Cap Construct	-	55,746,991	55,746,991	55,746,991	100.00%
ENDING BALANCE					
3020 Other Funds Cap Construct	-	-	0	0	0.00%
TOTAL ENDING BALANCE	-	-	\$0	\$0	0.00%

Higher Education Coordinating Commission

Agency Number: 52500

Package Comparison Report - Detail
 2019-21 Biennium
 Community College Capital Construction
 Cross Reference Number: 52500-117-00-00-00000
 Package: CC-Apprenticeship & Industrial Trades Center
 Pkg Group: POL Pkg Type: POL Pkg Number: 404

Description	Agency Request Budget (V-01)	Governor's Budget (Y-01)		Column 2 Minus Column 1	% Change from Column 1 to Column 2
	Column 1	Column 1	Column 2		
REVENUE CATEGORIES					
BOND SALES					
0555 General Fund Obligation Bonds					
3020 Other Funds Cap Construct	3,910,000	3,910,000	3,910,000	0	0.00%
BOND SALES					
3020 Other Funds Cap Construct	3,910,000	3,910,000	3,910,000	0	0.00%
TOTAL BOND SALES	\$3,910,000	\$3,910,000	\$3,910,000	\$0	0.00%
AVAILABLE REVENUES					
3020 Other Funds Cap Construct	3,910,000	3,910,000	3,910,000	0	0.00%
TOTAL AVAILABLE REVENUES	\$3,910,000	\$3,910,000	\$3,910,000	\$0	0.00%
EXPENDITURES					
SPECIAL PAYMENTS					
6045 Dist to Comm College Districts					
3020 Other Funds Cap Construct	3,910,000	3,910,000	3,910,000	0	0.00%
ENDING BALANCE					
3020 Other Funds Cap Construct	-	-	-	0	0.00%
TOTAL ENDING BALANCE	-	-	-	\$0	0.00%

Higher Education Coordinating Commission

Agency Number: 52500

Package Comparison Report - Detail
 2019-21 Biennium
 Community College Capital Construction
 Cross Reference Number: 52500-117-00-00-00000
 Package: CC-Nursing-Allied Health Professions Center
 Pkg Group: POL Pkg Type: POL Pkg Number: 405

Description	Agency Request Budget (V-01)	Governor's Budget (Y-01)		Column 2 Minus Column 1	% Change from Column 1 to Column 2
	Column 1	Column 1	Column 2		
REVENUE CATEGORIES					
BOND SALES					
0555 General Fund Obligation Bonds					
3020 Other Funds Cap Construct	4,950,000	-	-	(4,950,000)	(100.00%)
BOND SALES					
3020 Other Funds Cap Construct	4,950,000	-	-	(4,950,000)	(100.00%)
TOTAL BOND SALES	\$4,950,000	-	-	(\$4,950,000)	(100.00%)
AVAILABLE REVENUES					
3020 Other Funds Cap Construct	4,950,000	-	-	(4,950,000)	(100.00%)
TOTAL AVAILABLE REVENUES	\$4,950,000	-	-	(\$4,950,000)	(100.00%)
EXPENDITURES					
SPECIAL PAYMENTS					
6045 Dist to Comm College Districts					
3020 Other Funds Cap Construct	4,950,000	-	-	(4,950,000)	(100.00%)
ENDING BALANCE					
3020 Other Funds Cap Construct	-	-	0	\$0	0.00%
TOTAL ENDING BALANCE	-	-	0	\$0	0.00%

Higher Education Coordinating Commission

Agency Number: 52500

Package Comparison Report - Detail
 2019-21 Biennium
 Community College Capital Construction
 Cross Reference Number: 52500-117-00-00-00000
 Package: CC-Remond Campus General-Purpose Classroom
 Pkg Group: POL Pkg Type: POL Pkg Number: 406

Description	Agency Request Budget (V-01)	Governor's Budget (Y-01)		Column 2 Minus Column 1	% Change from Column 1 to Column 2
	Column 1	Column 1	Column 2		
REVENUE CATEGORIES					
BOND SALES					
0555 General Fund Obligation Bonds					
3020 Other Funds Cap Construct	8,000,000	8,000,000	8,000,000	0	0.00%
BOND SALES					
3020 Other Funds Cap Construct	8,000,000	8,000,000	8,000,000	0	0.00%
TOTAL BOND SALES	\$8,000,000	\$8,000,000	\$8,000,000	\$0	0.00%
AVAILABLE REVENUES					
3020 Other Funds Cap Construct	8,000,000	8,000,000	8,000,000	0	0.00%
TOTAL AVAILABLE REVENUES	\$8,000,000	\$8,000,000	\$8,000,000	\$0	0.00%
EXPENDITURES					
SPECIAL PAYMENTS					
6045 Dist to Comm College Districts					
3020 Other Funds Cap Construct	8,000,000	8,000,000	8,000,000	0	0.00%
ENDING BALANCE					
3020 Other Funds Cap Construct	-	-	-	0	0.00%
TOTAL ENDING BALANCE	-	-	-	\$0	0.00%

2019-2021 BUDGET NARRATIVE

This page has been left blank intentionally

2019-21 BUDGET NARRATIVE

	<u>PAGE</u> <u>NO.</u>
Miscellaneous Programs	
090 Miscellaneous Revenues	729
091 Mass Transit Distribution	729
092 Tobacco Settlement.....	730
093 DAS Debt Service.....	730
094 Bonds	730
095 Statewide Lottery Distribution	731
096 Education Stability Fund	732
097 Oregon Education Fund	732
098 Parks and Natural Resources Fund	732
099 Special Governmental Payments	733
Capital Budgeting	
Capital Improvements	745
Capital Construction	749
Major Constr./Acquisition 10-year Plan, Lease Plans, Disposals	772
Capital Financing Six-Year Forecast Summary	773
Facilities Summary Report	776
Facilities Operations & Maintenance & Deferred Maint.	778
Special Reports	
Information Technology Reports	779
Annual Performance Progress Report.....	781
Audit Response Report	797
Affirmative Action Plan	831
Maximum Supervisory Ratio Report.....	861

2019-2021 BUDGET NARRATIVE

This page has been left blank intentionally