



Wildfire Programs Advisory Council

April 13, 2023

Doug Grafe, Governor's Wildfire and Emergency Response Advisor





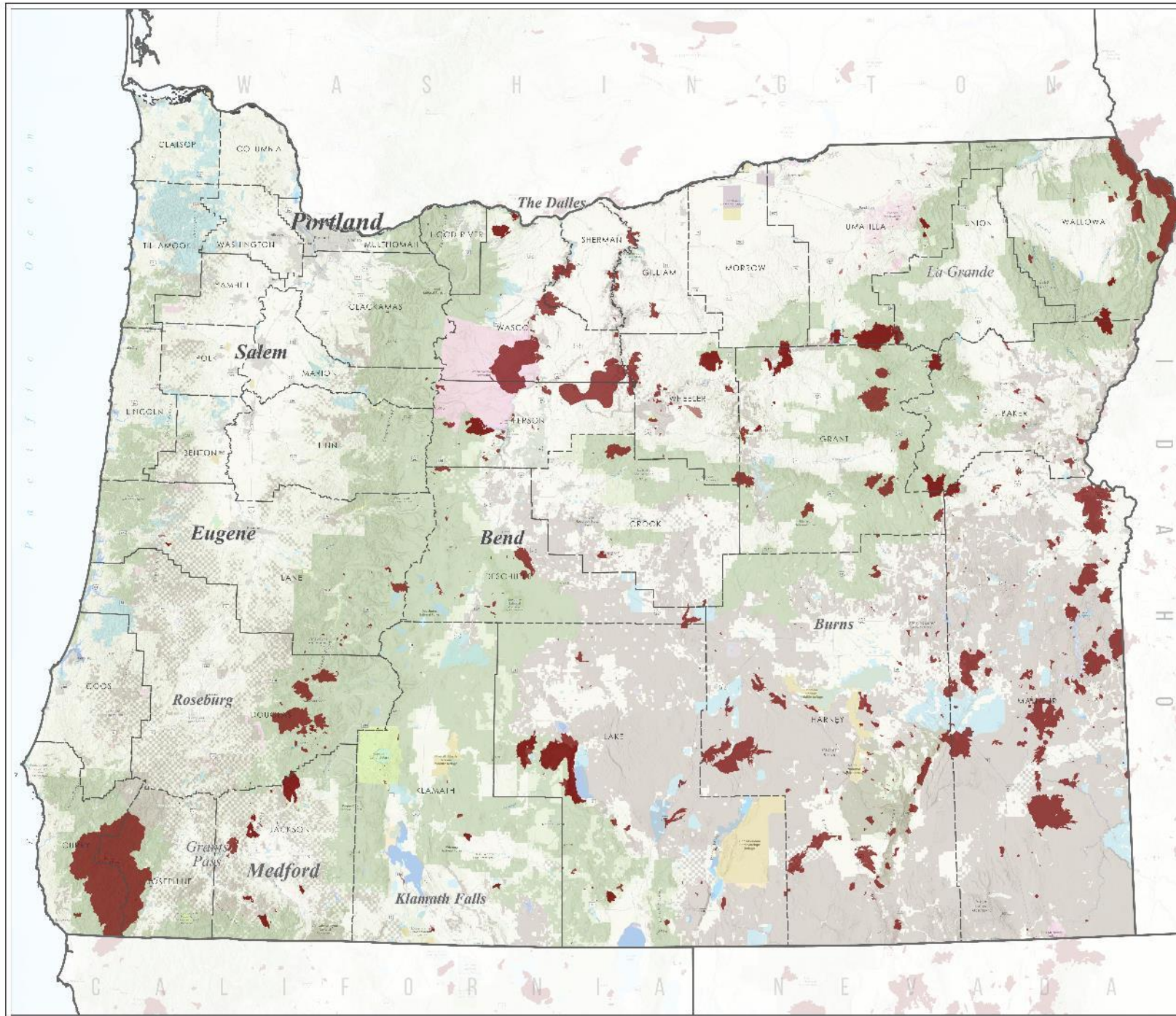
Historical Large Fires in Oregon

1993 - 2002



Land Management

- Private
- USFS
- BIA-Tribal
- USFWS
- Local Gov't
- State
- BLM
- NPS
- USACE
- Other Fed





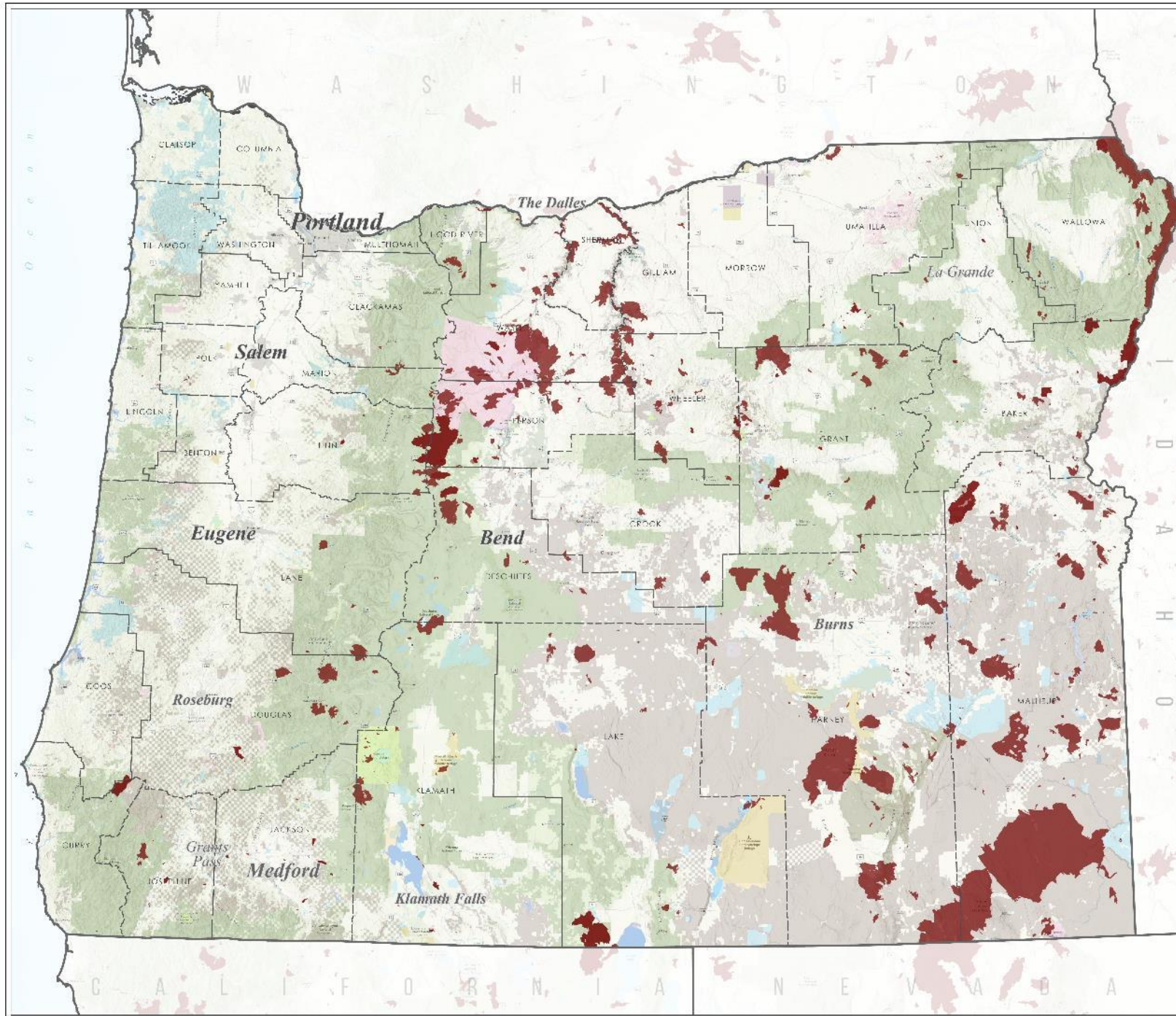
Historical Large Fires in Oregon

2003 - 2012



Land Management

- Private
- USFS
- BIA-Tribal
- USFWS
- Local Gov't
- State
- BLM
- NPS
- USACE
- Other Fed





Historical Large Fires in Oregon

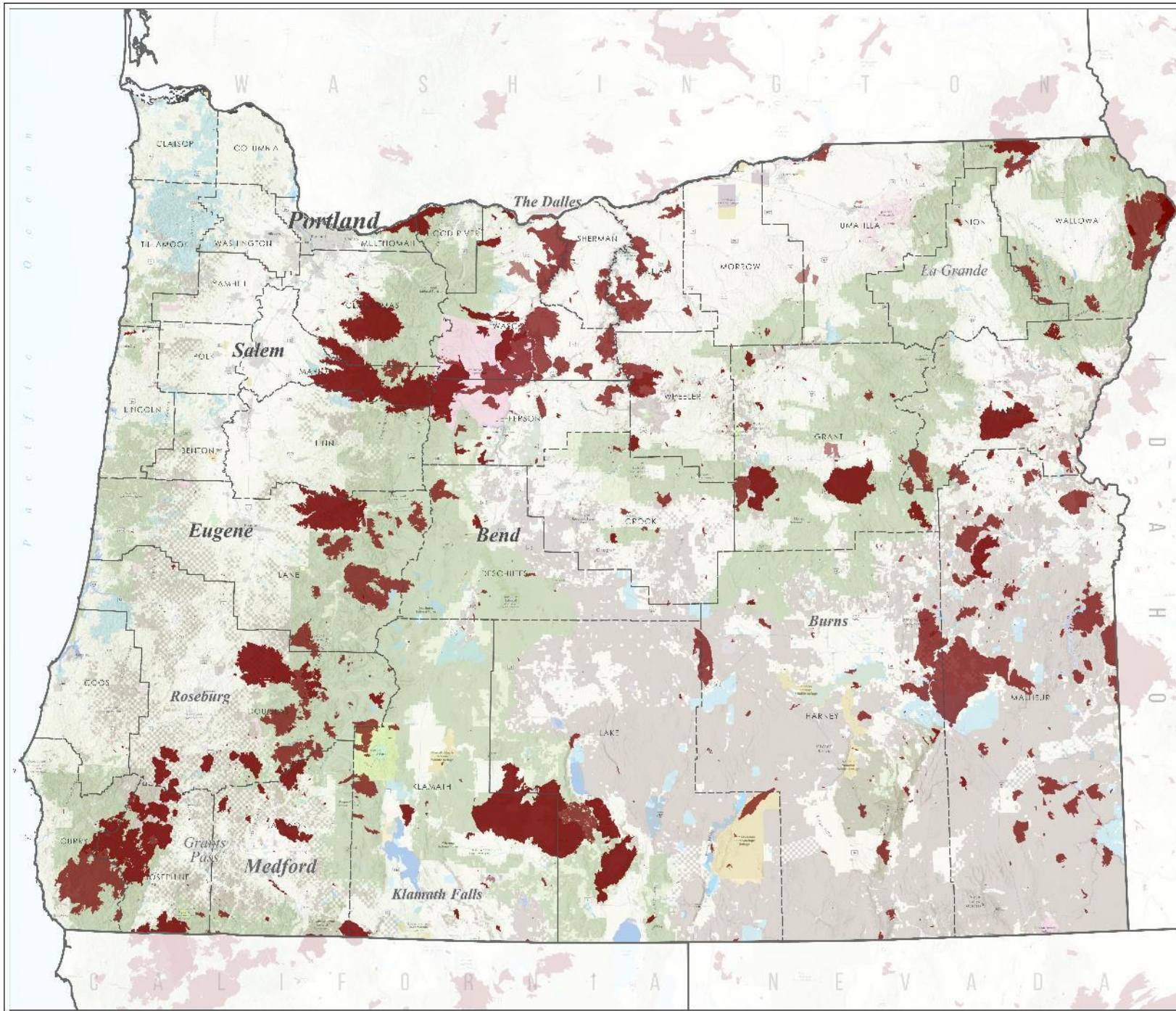
2013 - 2022



Wildfire Perimeters

Land Management

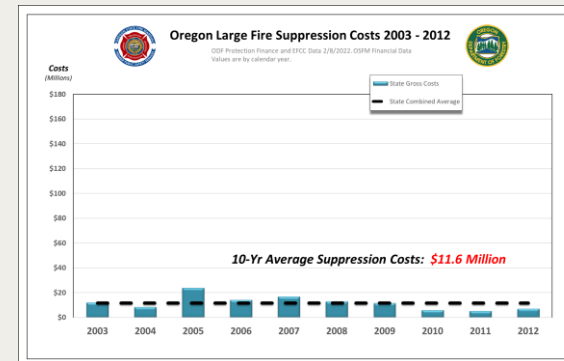
- Private
- USFS
- BIA-Tribal
- USFWS
- Local Gov't
- State
- BLM
- NPS
- USACE
- Other Fed



The True Cost of Wildfire

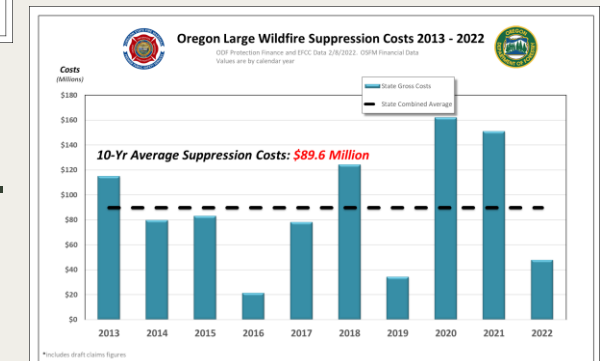
- Significant social, economic, and environmental implications:
 - Losses: Infrastructure, Cultural Resources, Tourism, Smoke and Health Impacts, Transportation & Power Interruptions, Watersheds, Wildlife Habitat, Timber, Agriculture, Recreation,
 - Recovery: Following the 2020 Labor Day Fires: Oregon Legislature passes HB 5006 - \$480 million. **Approximately 3 Billion in Insurance Claims**
- Studies showing over 10X the costs of suppression
 - Headwater Economics: Suppression at 9% of total
 - Western Forestry Leadership Coalition: 2-30X
 - National Institute of Standards & Technology: 2-50X

Oregon Suppression Costs increase - 8x



\$11.6 Million Avg.
2003-2012

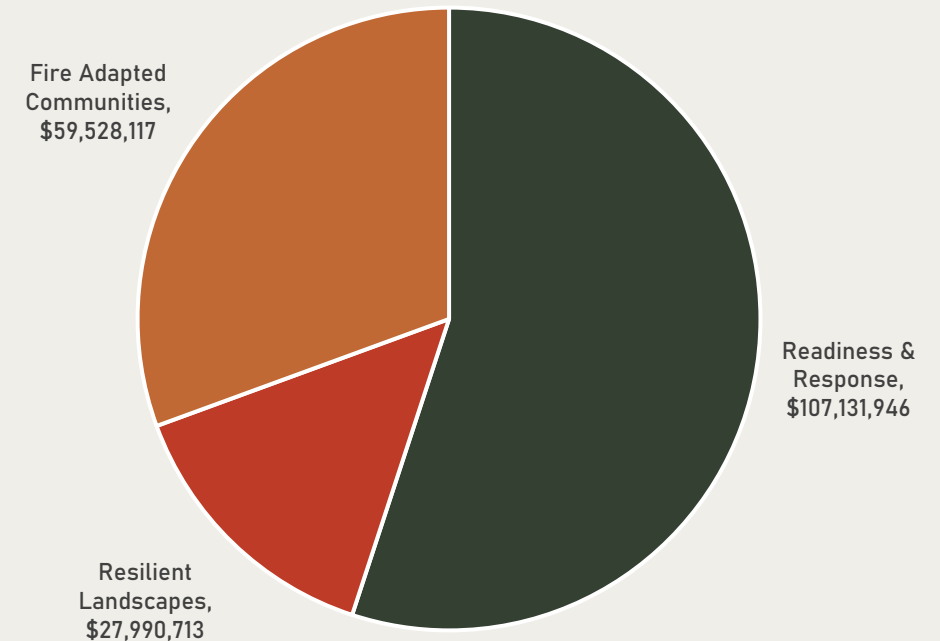
\$89.6 Million Avg.
2013-2022



Oregon Takes Action

- **2019: Governor's Council on Wildfire Response**
 - Over 100 Volunteers produce 37 recommendations
 - Anchored in the National Cohesive Wildfire Strategy:
 - Adequate Response
 - Resilient Landscapes
 - Fire Adapted Communities
- **2021: Oregon Legislature passes Senate Bill 762**
 - \$195 million investment
 - Creates the Wildfire Programs Director and Advisory Council
 - 11 Implementation Agencies
- **2023: Oregon Legislature Deliberates on: SB 80, 509 and 82**
 - SB 80 – Omnibus Wildfire Programs Bill (addresses risk mapping issues, creates wildfire home preparedness program to harden homes)
 - SB 509 – Evolves the Community Risk Reduction Program to establish Neighborhood Protection Cooperative Program.
 - SB 82 – Strives for a Partnerships with Oregon Insurance Industry.

SB 762 (2021) Investment Distribution
\$195 Million
National Cohesive Wildfire Strategy - Tenants





Financing Fire Protection

Continuation of SB 762 Investments

- Ongoing Legislative Deliberation

Private/Public Partnerships

- Forest Patrol & Fire District assessments, Utility Fees, Volunteer Investments

Federal Partnerships

- IIJA/IRA

Philanthropy

- Evolving Opportunities

SB 762 (2021 Regular Session) Investments & Preparing for 2023-2025 Biennial Budget							
Agency	SB 762 (Section)	Investment GF	Investment OF	Program / Section	CSL	GRB	LAB
ODF	44	\$10,611,235		Fire suppression Capacity (Sec 30a)	\$10,611,235	\$10,611,235	
ODF	45		\$11,514,649	Fire suppression capacity	\$11,514,649	\$11,514,649	
ODF	46	\$27,990,713		Risk Mitigation Grant Programs \$25 million and Mapping (Sec 7, 18, 20, 24)	\$27,990,713	\$18,000,000	
ODF	47		\$1,467,358	Mapping and Risk Mitigation	\$1,467,358	\$1,467,358	
ODF	48	\$15,000,000		Fire suppression Capacity (Sec 30a)	\$0	\$0	*Leg Deliberation
ODF	49	\$474,884		Landowner offset	\$474,884	\$478,884	
ODF	49			Equipment pool			
ODF - Total Investment		\$54,076,832	\$12,982,007		\$52,058,839	\$42,072,126	
Agency	SB 762 (Section)	Investment GF	Investment OF	Program / Section	CSL	GRB	LAB
PUC	50		\$324,286	Utility risk planning and coordination	\$321,615	\$321,615	
PUC - Total Investment		\$0	\$324,286		\$321,615	\$321,615	
Agency	SB 762 (Section)	Investment GF	Spending Limit	Program / Section	CSL	GRB	LAB
OSFM	51	\$13,506,889		Defensible Space and Fire suppression Capacity (Sec 8a, 10, 30b)	\$14,258,159	\$14,258,159	
OSFM	52	\$7,000,000		Community Risk Reduction (Sec 8a-5)	\$0		*SB 509 - TBD
OSFM	53	\$25,000,000		Community Risk Reduction Fund (Sec 9)	\$0	\$20,000,000	*SB 509 - TBD
OSFM	54		\$25,000,000	CRR - Fund Limitation (Sec 9)	\$0		
OSFM	55	\$55,000,000		Oregon Fire Mutual Aid System (Sec 30b)	\$0	\$20,000,000	
OSFM	55			Fire Service Capacity			
OSFM - Total Investment		\$100,506,889	\$25,000,000		\$14,258,159	\$54,258,159	
Agency	SB 762 (Section)	Investment GF	Investment OF	Program / Section	CSL	GRB	LAB
DEQ	56	\$3,322,828		Community Response Planning and Smoke Monitoring (Sec 13, 13a, 13b)	\$0	\$0	??
ODHS	57	\$5,187,411		Community Risk Reduction (Sec 8a-5)	\$0	\$0	??
OHA	58	\$4,768,812		Community Risk Reduction Fund (Sec 9)	\$0	\$0	??
Public Health Investment		\$13,279,051	\$0		\$0	\$0	??
Agency	SB 762 (Section)	Investment GF	Investment OF	Program / Section	CSL	GRB	LAB
OEM	59	\$700,003		Emergency Coordination (Sec 17)	\$700,003	\$700,003	
OEM - Total Investment		\$700,003	\$0		\$700,003	\$700,003	
Agency	SB 762 (Section)	Investment GF	Investment OF	Program / Section	CSL	GRB	LAB
OSU	60	\$1,138,040		OSU Capacity (Sec 7, 12c, 18)	\$1,138,040	\$1,138,040	
HECC	61	\$643,668		Oregon Conservation Corps Advisory Committee (Sec 22)	\$0	\$0	
HECC	62	\$10,000,000		Oregon Conservation Corps Fund (Sec 23)	\$0	\$0	*Leg Deliberation
HECC	63	\$1,000,000		Fund Donation Match (Sec 21)	\$0	\$0	
HECC Total Investment		\$12,781,708	\$0		\$1,138,040	\$1,138,040	
Agency	SB 762 (Section)	Investment GF	Investment OF	Program / Section	CSL	GRB	LAB
Gov Office	35	\$497,541		Wildfire Programs Director	\$497,541	\$497,541	
Gov Total Investment		\$497,541	\$0		\$497,541	\$497,541	
					CSL Total	ARB	LAB
					\$68,974,197	\$98,987,484	TBD
SB 762 Sub Total		\$181,842,024	\$13,306,293				
SB 762 Total Investment Excludes OSFM Spending Limit \$25,000,000		\$195,148,317		2023 - New Programming: SB 80 Wildfire Home Preparedness Program		TBD	



Next Steps?

Wildfire Programs Advisory Council

Doug Grafe, Governor's Wildfire and Emergency Response Advisor

