



OREGON
DEPARTMENT OF
ENERGY

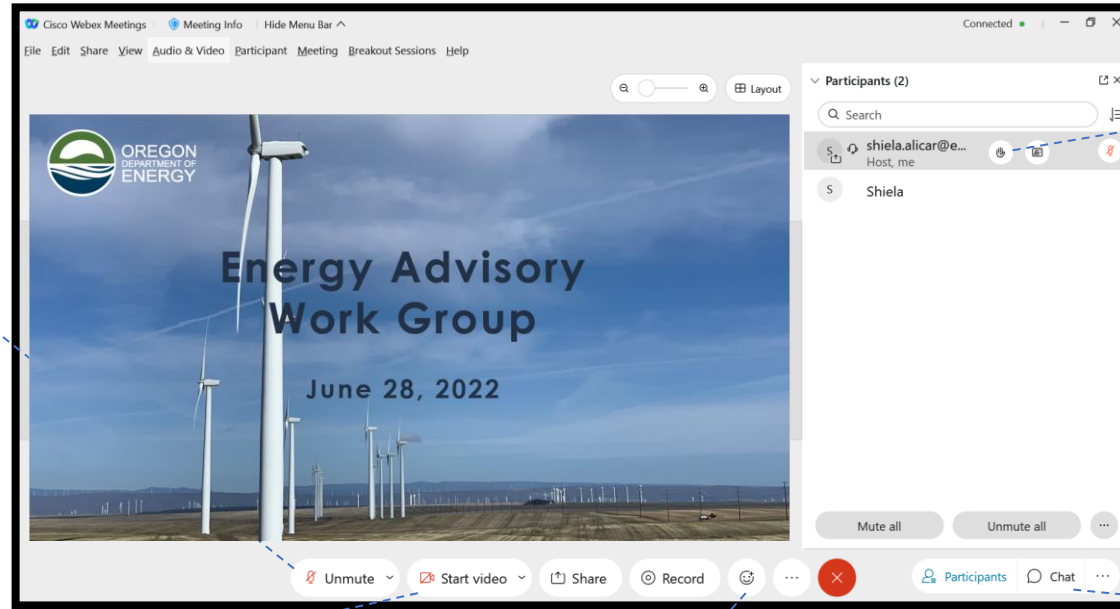
Energy Advisory Work Group

June 28, 2022

AGENDA

| | | |
|------------------|--|---|
| 1:00 p.m. | Director's Welcome | Janine Benner |
| 1:05 p.m. | EAWG Roundtable | EAWG Members |
| 1:30 p.m. | ODOE Budget Development | Janine Benner Michael Williams Division Leads |
| 2:30 p.m. | 2022 Biennial Energy Report | Jessica Reichers |
| 2:40 p.m. | Preparing Fuels Sector for Wildfire Season | Max Woods |
| 2:45 p.m. | Strategic Plan Update | Ruchi Sadhir |
| 2:50 p.m. | Closing Comments/Q&A | EAWG Members and ODOE Staff |

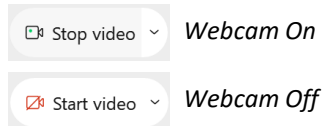
USING WEBEX



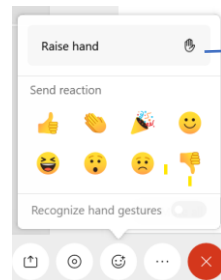
Audio Options



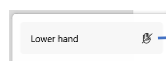
Video Options



Reactions



Click to Raise your hand.



Click on Lower hand when you are done.

Second Raise Hand Option

You can also click on the hand next to your name in the Participant list to raise your hand.

Click on Lower hand when you are done.

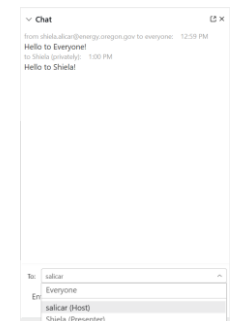


Chat

You can chat to Everyone in the meeting.



You can send a private message to the Host or Presenter (or all Panelists when there is a Panel).





OREGON
DEPARTMENT OF
ENERGY

EAWG Roundtable

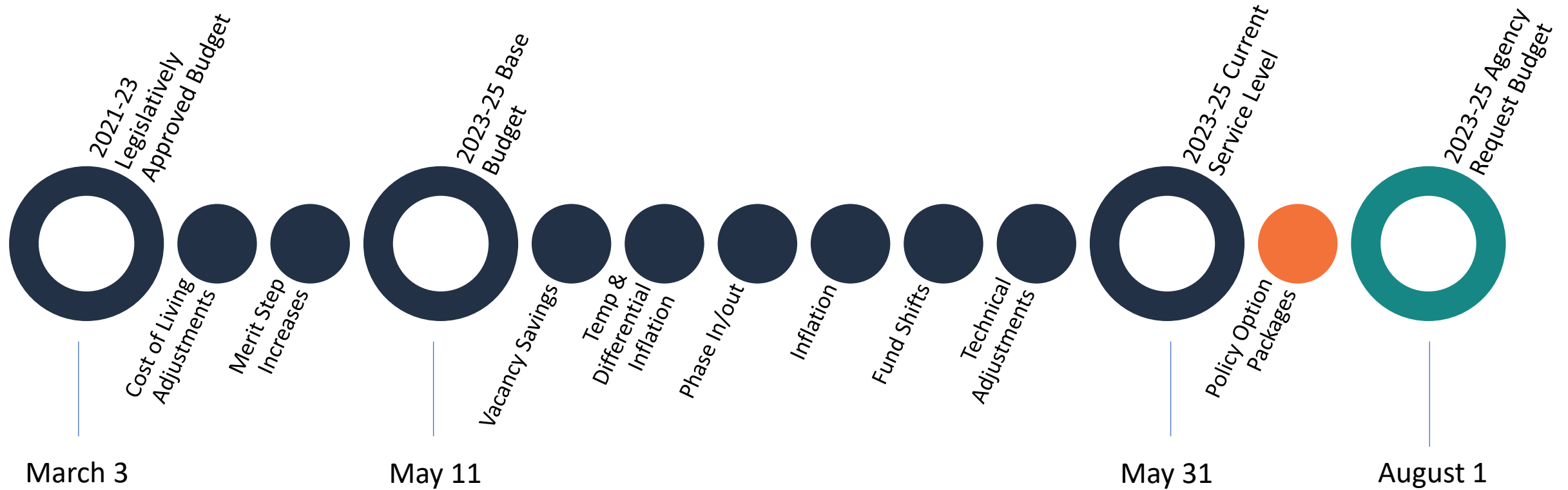


OREGON
DEPARTMENT OF
ENERGY

Developing ODOE's 2023-25 Agency Request Budget

Janine Benner | Michael Williams | Division Administrators

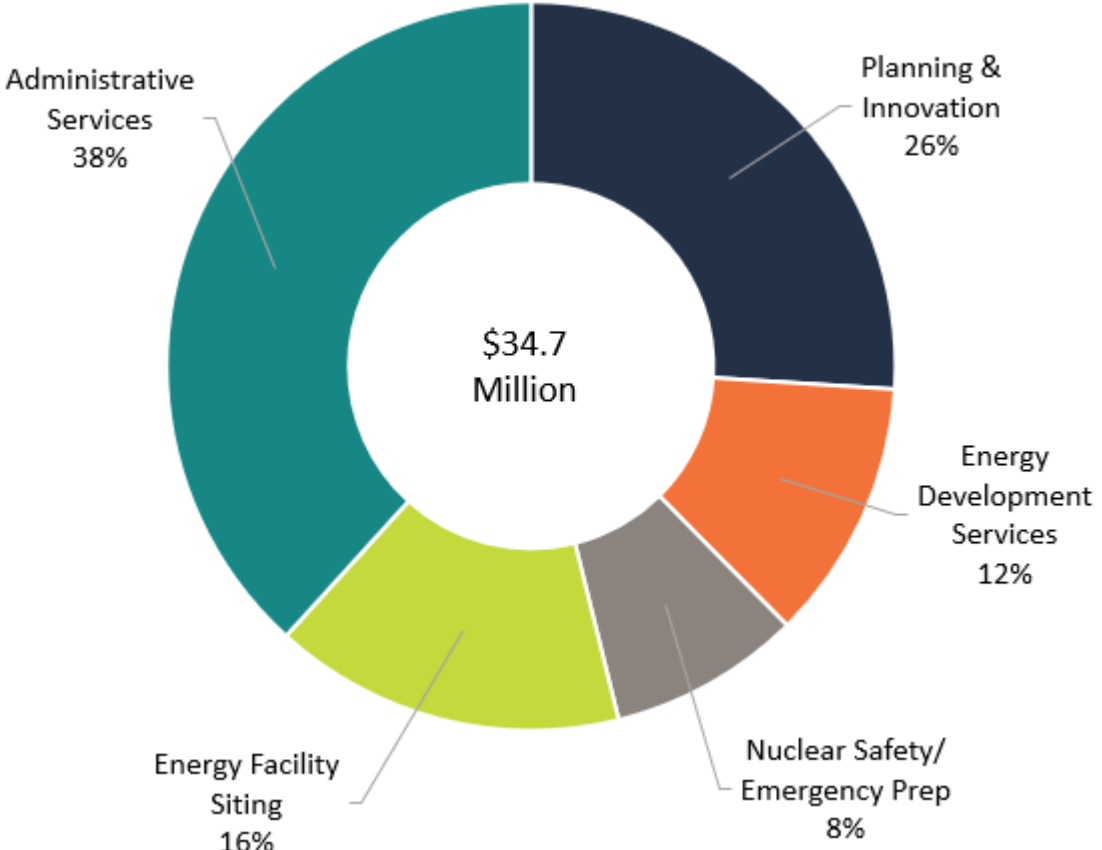
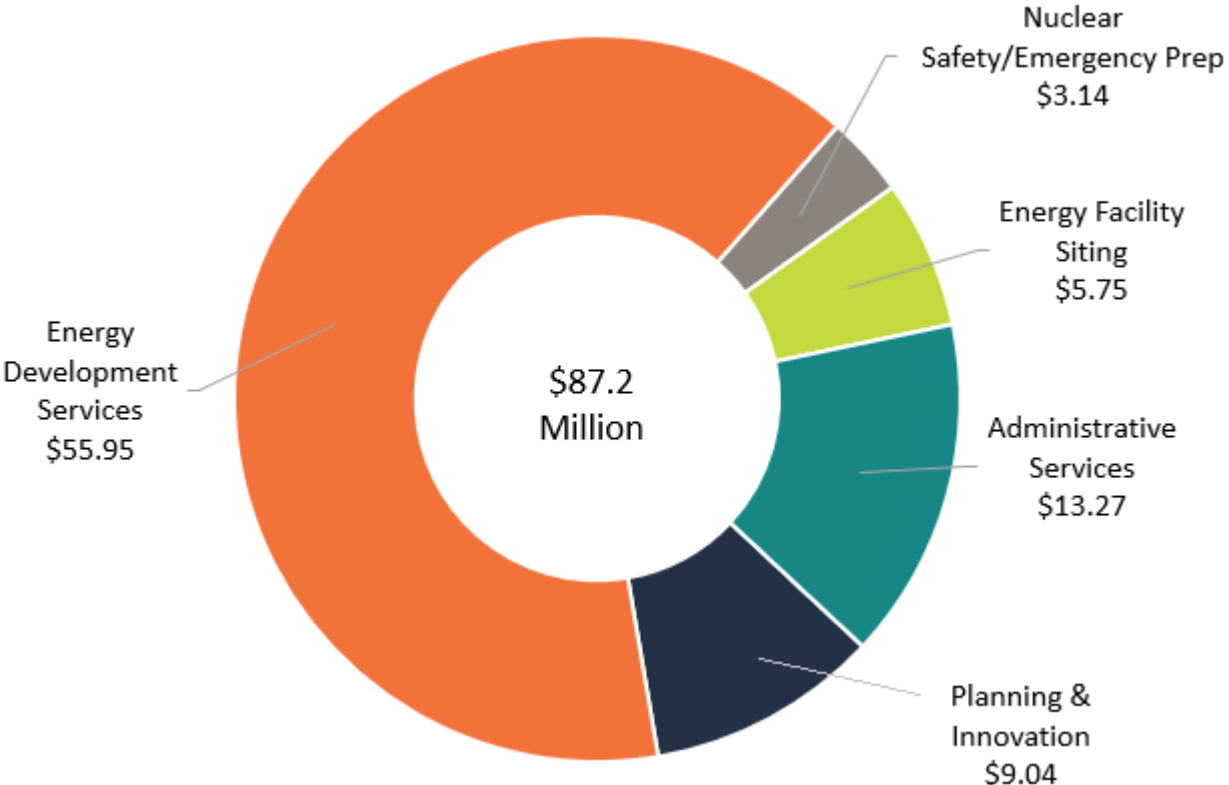
DEVELOPING A STATE AGENCY REQUEST BUDGET



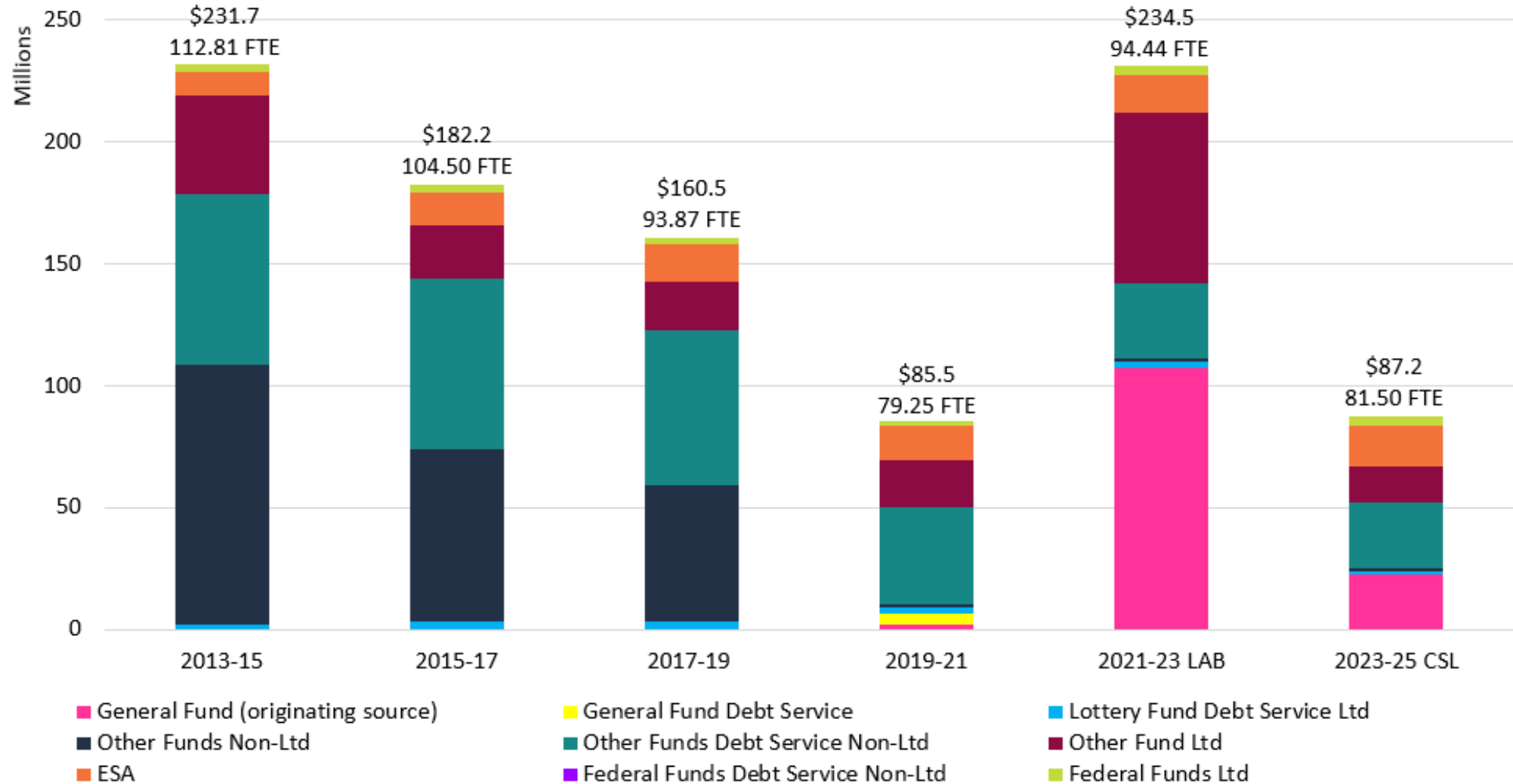
DEVELOPING ODOE'S 2023-25 BUDGET

2023-25 Draft Agency-Wide CSL

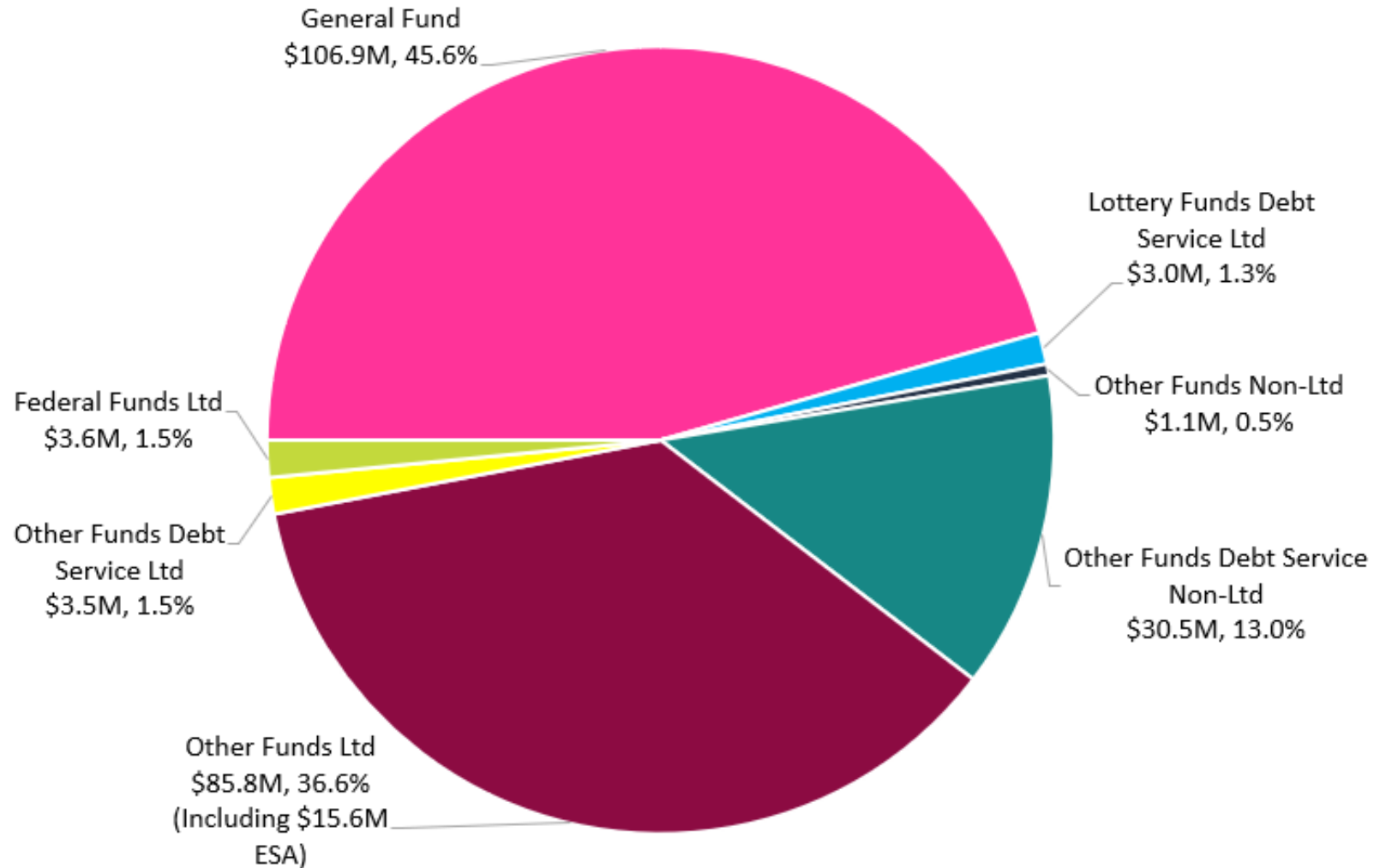
2023-25 Draft Agency Operating CSL



HISTORY OF ODOE'S BIENNIAL BUDGETS



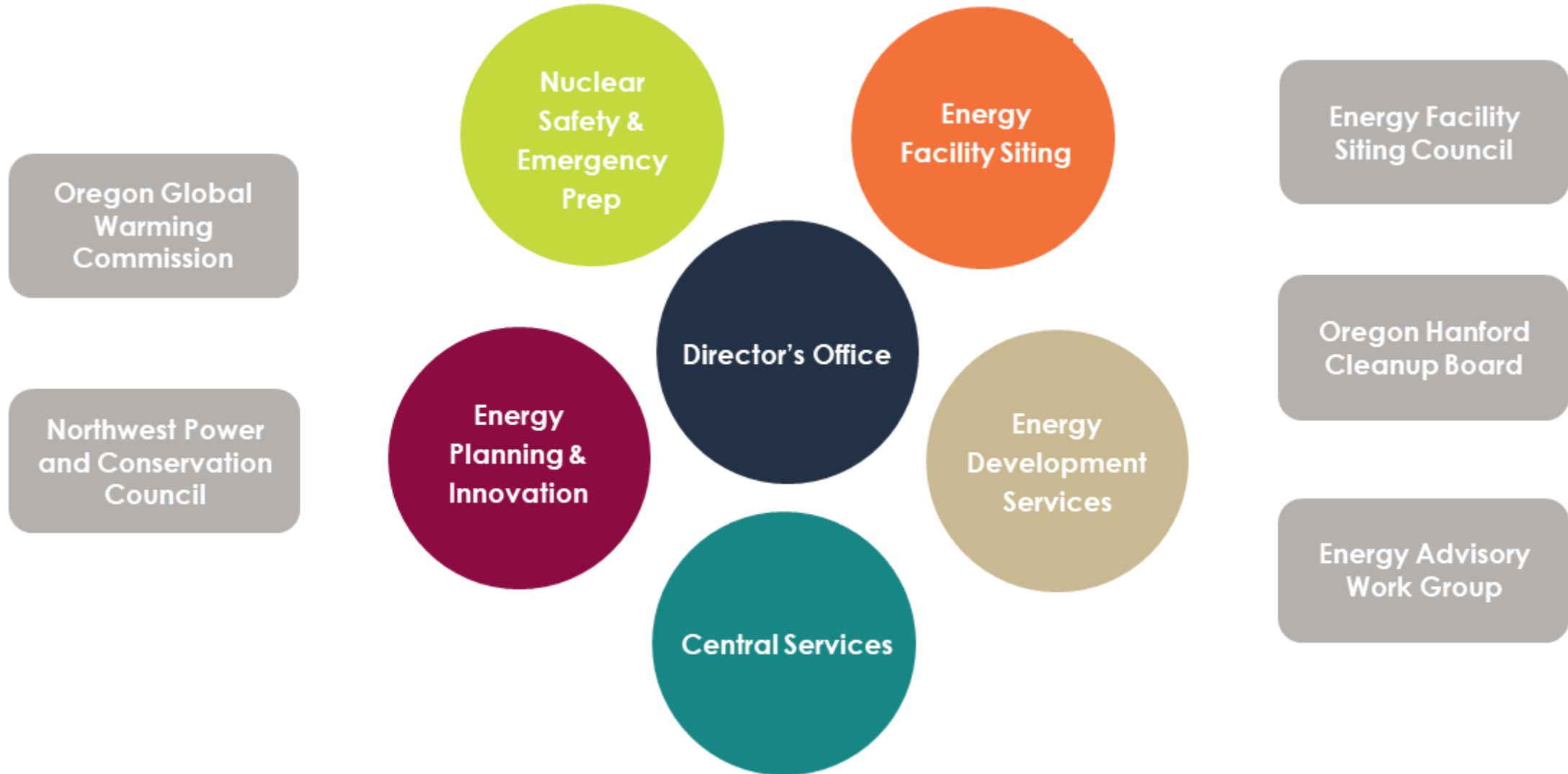
FUNDING ODOE'S 2021-23 LAB BUDGET





**Draft 2023-25
Current Service Level Budget and
Policy Option Packages
by ODOE Program Divisions**

AGENCY PROGRAM DIVISIONS AND STANDING COUNCILS/GROUPS



ENERGY PLANNING & INNOVATION

Provide information, analysis, technical assistance, and project management to achieve cost-effective energy efficiency, promote an equitable energy transition, expand the use of renewable and alternative energy sources, promote sustainable transportation, and combat climate change.

Energy Efficiency

- Help state agencies, schools, tribes, businesses, nonprofits, industries, and farmers **improve energy efficiency**.
- Secure Oregon's continued high ranking on the list of **most energy-efficient states**.
- Guide implementation of **Home Energy Scoring**.
- Administer the **1.5% Green Energy Technology** program.
- Keep Oregon's **appliance energy efficiency standards** in top tier of the nation.
- Implement **Executive Order 17-20**, Efficiency in Built Environment.

Renewable Energy

- Promote the responsible development of **diverse energy resources**.
- Address renewable energy **market challenges and opportunities**.
- Provide research and technical assistance on **emerging technologies** like smart grid, demand response, & energy storage.
- Review and certify generating facilities for the **Renewable Portfolio Standard**.
- Study and report on **RTO, small-scale renewables, offshore wind, and renewable hydrogen**.

Sustainable Transportation

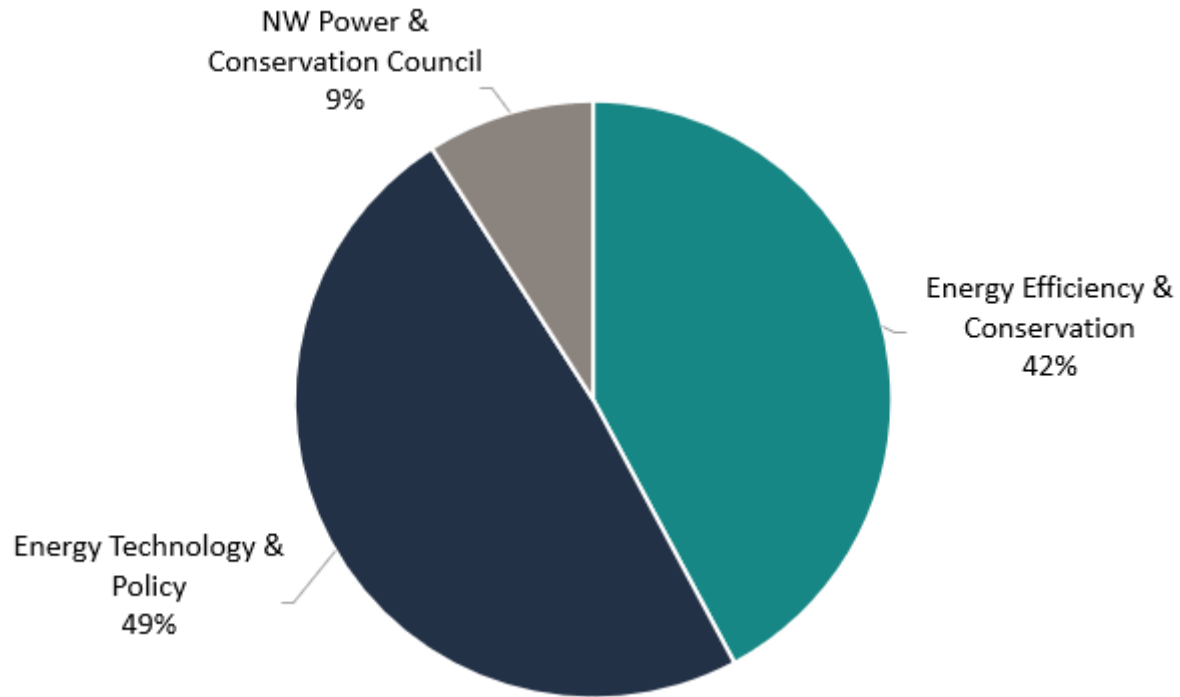
- Provide **research and analysis** on alternative fuels and reducing fuel consumption.
- Develop the **Biennial Zero Emission Vehicle Report**.
- Maintain the **Go Electric Oregon** and **EV Dashboard** webpages.
- Advance projects to expand the **supply of and infrastructure for alternative transportation** fuels such as locally-produced biofuels, electricity, and renewable natural gas.
- Implement **Executive Order 17-21**, Accelerating Zero Emission Vehicle.

Climate Change and Resilience

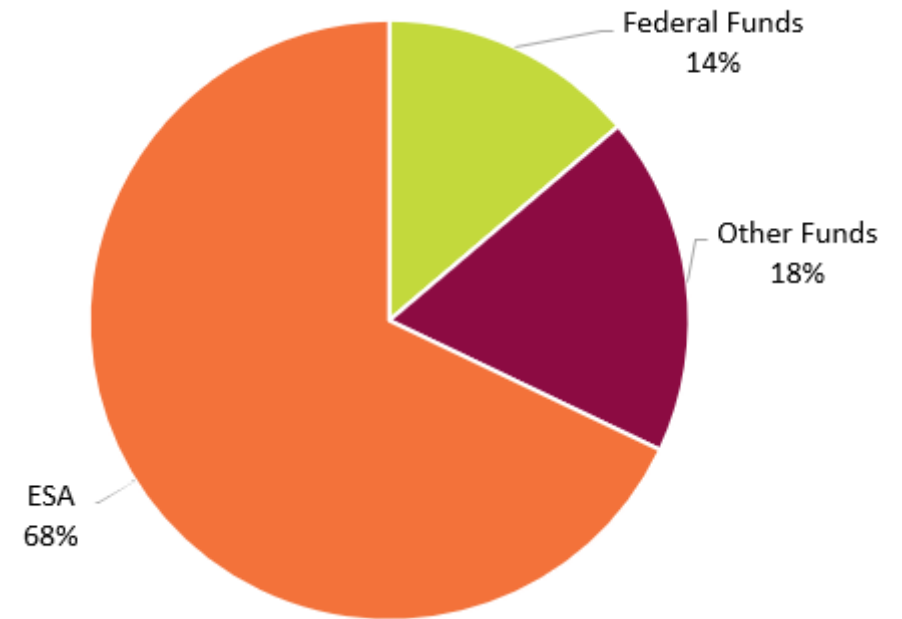
- Staff and provide climate change **policy expertise** and administrative support to the Oregon Global Warming Commission.
- Develop the **TIGHGER Project** to help create the **Roadmap to 2035**.
- Develop comprehensive state-specific **climate vulnerability assessment for the energy sector**.
- Implement **Executive Order 20-04** to reduce and mitigate GHG emissions.
- Work to **improve the resilience** of Oregon's energy sector.

ENERGY PLANNING & INNOVATION CSL BUDGET AND ESTIMATED FUNDING

Budget Breakdown



Funding Sources

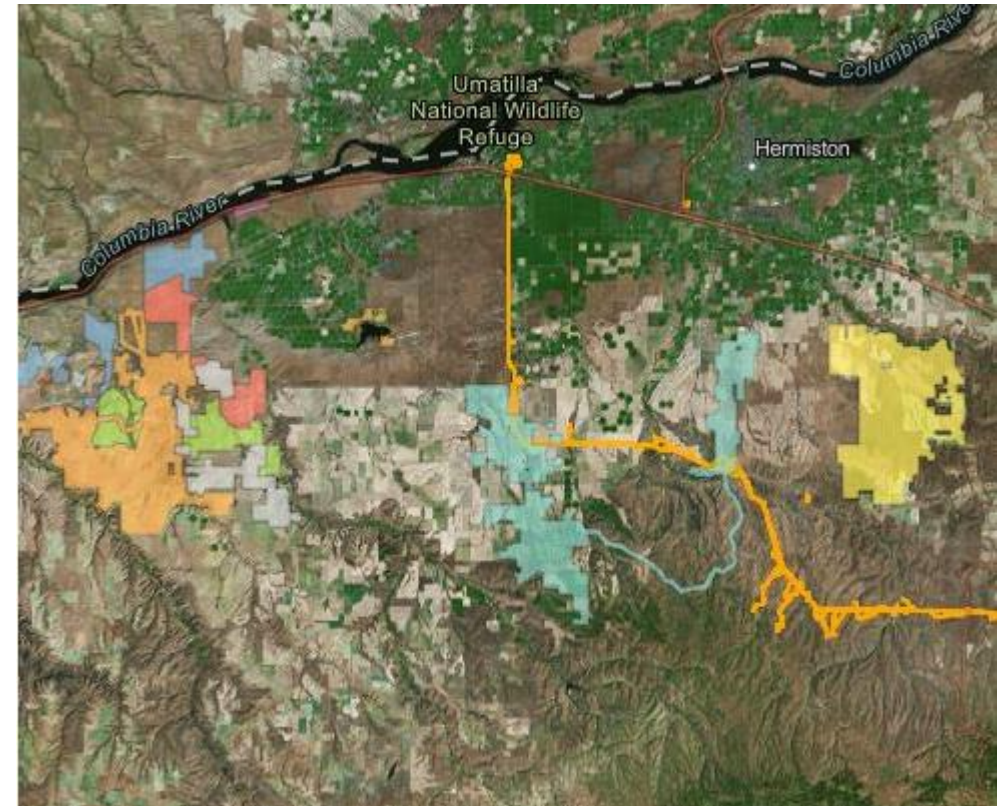


ENERGY PLANNING & INNOVATION

PROPOSED POLICY OPTION PACKAGE

GIS Research Analyst

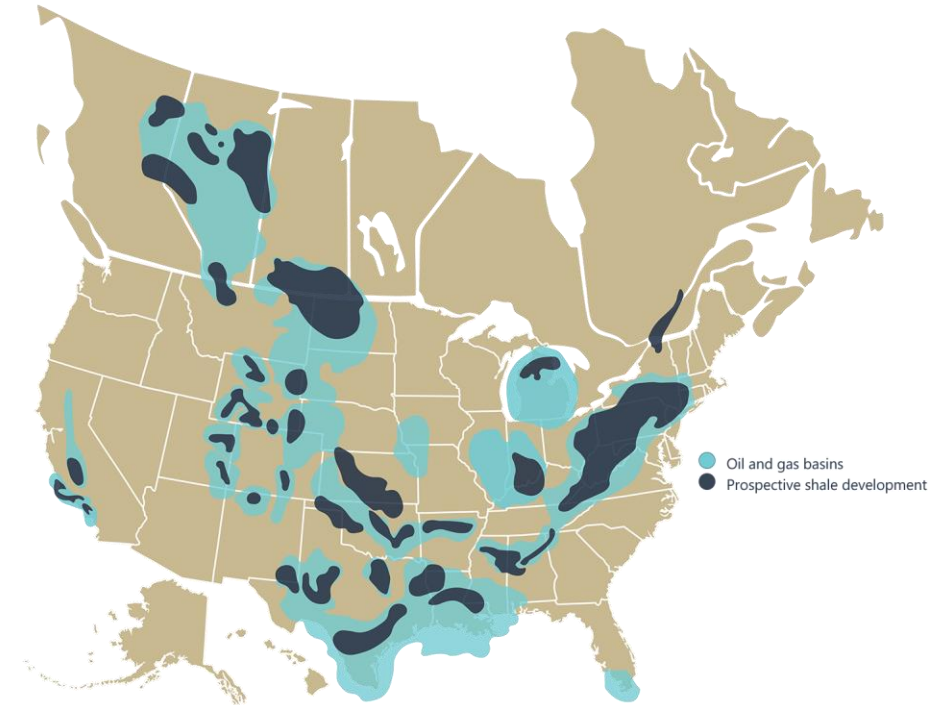
- Agency-wide, with most work coming from P&I Division
- Geospatial data analysis, GIS mapping, statistical analysis, data visualizations
- 1 FTE
- Estimated cost: \$240,123
- Combination of funds, including \$69,300 of ESA



ENERGY PLANNING & INNOVATION PROPOSED POLICY OPTION PACKAGE

Energy Research Fund

- Agency-wide, with most work coming from P&I Division
- Establish a research fund to contract with outside firms for studies, research, and analysis to supplement existing agency resources
- Estimated cost: \$250,000 ESA



ENERGY DEVELOPMENT SERVICES

State incentives to bring down the consumer cost of clean energy, resilience, and energy efficiency.

Oregon Solar + Storage Rebates

- Established in **2019 by HB 2618**, launched in 2020 with \$2 million initial budget.
- Provides **rebates for solar and solar with paired storage** for residential customers and low-income service providers.
- **Additional \$15 million** in General Fund allocated in 2021/2022 to continue the program.
- Projects have been awarded in **29 of Oregon's 36 counties**.
- Program received a **State Leadership in Clean Energy Award** in 2022.

Community Renewable Energy Grants

- Established in **2021 by HB 2021**, launched in 2022.
- Provides **grants for planning and constructing** renewable energy and energy resilience projects.
- Available to **Tribes, consumer-owned utilities, and public bodies**.
- Opened four opportunity announcements in the **spring of 2022 with initial \$12 million available**.
- ODOE will make additional rounds of **funding available through 2024**.

Energy Efficient Wildfire Rebuilding

- Established in **2021 by HB 5006**, launched in 2022.
- Provides incentives of \$18,000 or more for **energy efficient rebuilding** of structures lost in the 2020 Labor Day wildfires.
- Households with **lower incomes are eligible for higher incentive** amounts.
- Oregonians replacing **manufactured homes** can receive an incentive for an energy efficient model and one for installing a heat pump.
- **Affordable multifamily housing** rebuilds are eligible for higher incentives.

Heat Pump Programs

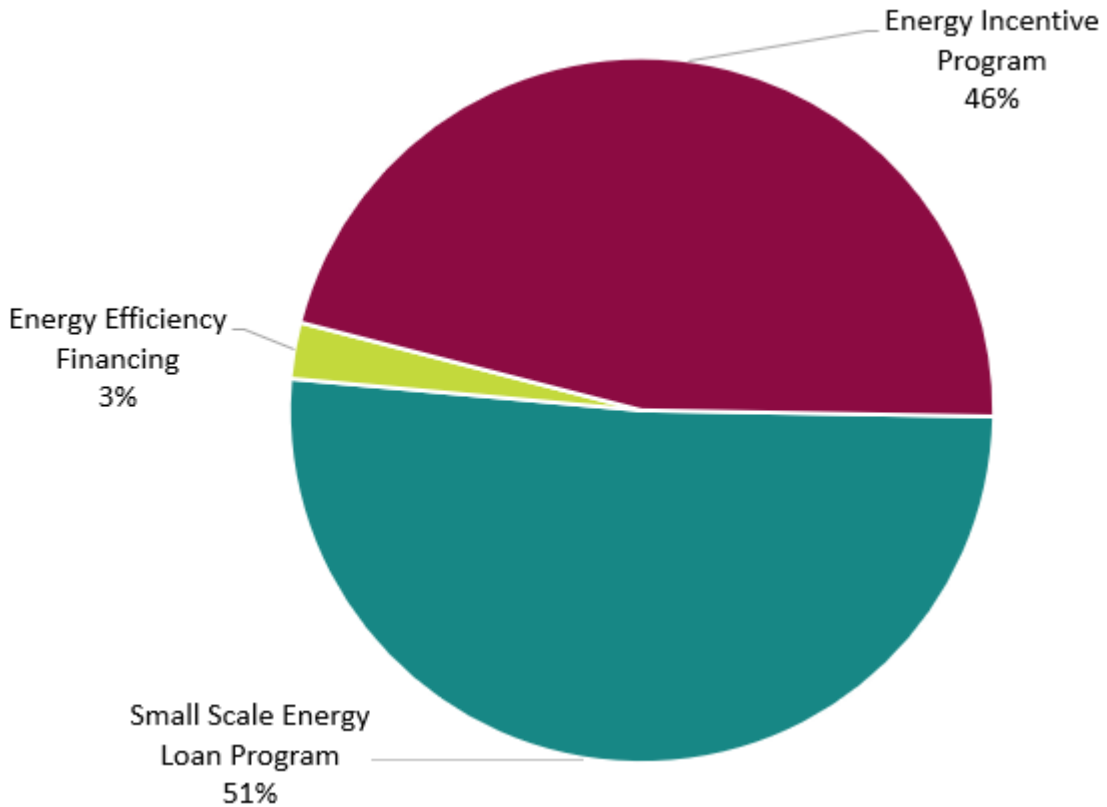
- Established in **2022 by SB 1536**, some program roll-out is expected in 2022.
- ODOE will fund a \$2 million grant for a **Community Cooling Center program** for extreme heat events.
- ODOE will develop a \$10 million **heat pump deployment program** and a \$15 million **grant/rebate program** for installation of heat pumps by landlords.
- ODOE will also **conduct a Cooling Needs Study** to identify existing cooling – as well as barriers to cooling access – in government-supported housing.

Legacy Programs

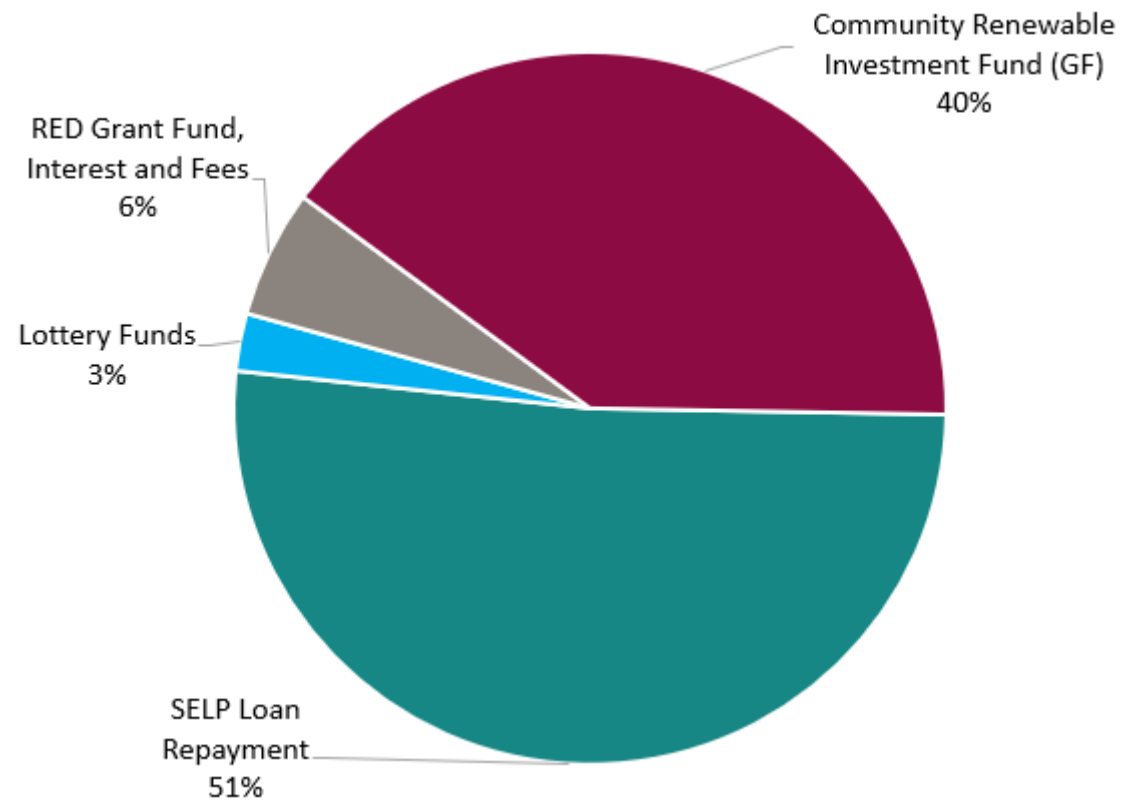
- Tax credit programs sunset in 2017, with careful **stewardship to close down**.
- ODOE issued its final Renewable Energy Development Grants in 2019. Since 2012, ODOE awarded over **\$9 million for 92 renewable projects**. Final compliance activities continue.
- For Small-Scale Energy Loan Program, ODOE continues to **manage the existing loan portfolio** and work to reduce SELP's legacy deficit.

ENERGY DEVELOPMENT SERVICES CSL BUDGET AND ESTIMATED FUNDING

Budget Breakdown



Funding Sources



ENERGY DEVELOPMENT SERVICES PROPOSED POLICY OPTION PACKAGE

Oregon Solar + Storage Rebate Program

- POP and associated Legislative Concept would extend the program sunset an additional five years
- 2.5 FTE (permanent)
- Estimated cost: \$10 million for FY 2023-25
- General Fund



ENERGY DEVELOPMENT SERVICES PROPOSED POLICY OPTION PACKAGE

Incentive Programs

Community Renewable Energy Grants

- Adding budget limitation to roll over any unused 2021-23 dollars as well as the remaining allocated program funds for FY 2023-25 is built in to the CSL, so a POP isn't necessary
- Supported by the existing General Fund budget appropriation

Energy Efficient Wildfire Rebuilding

- POP to extend the timeline for the program through FY 2023-25 and extend the program staffing needed
- Supported by the existing General Fund budget appropriation



ENERGY DEVELOPMENT SERVICES PROPOSED POLICY OPTION PACKAGE

Heat Pump Programs

- POP to roll over any unused funds from 2021-23 and extend the timeline for the program through FY 2023-25.
- Will also extend the program staffing needed
- Supported by the existing General Fund budget appropriation



NUCLEAR SAFETY AND EMERGENCY PREPAREDNESS

Represent Oregon's interests in the Hanford nuclear facility cleanup, manage radioactive waste disposal regulations, prepare for nuclear-related emergencies, prepare for petroleum-supply related emergencies.

Hanford Cleanup

- Monitor and influence **cleanup decisions**.
- **Review and comment** on proposed actions and cleanup plans at the country's largest contaminated site.
- **Interact with regulators** and counterparts in Washington and at the USDOE.
- Facilitate **Oregon Hanford Cleanup Board** meetings.

Emergency Preparedness

- Lead **emergency preparedness** for nuclear and radioactive incidents.
- Conduct **frequent exercises** to test and improve Oregon's emergency preparedness plans.
- Update Oregon's **Energy Security Plan**, an assessment and mitigation approach for threats to Oregon's energy systems.

Radioactive Materials

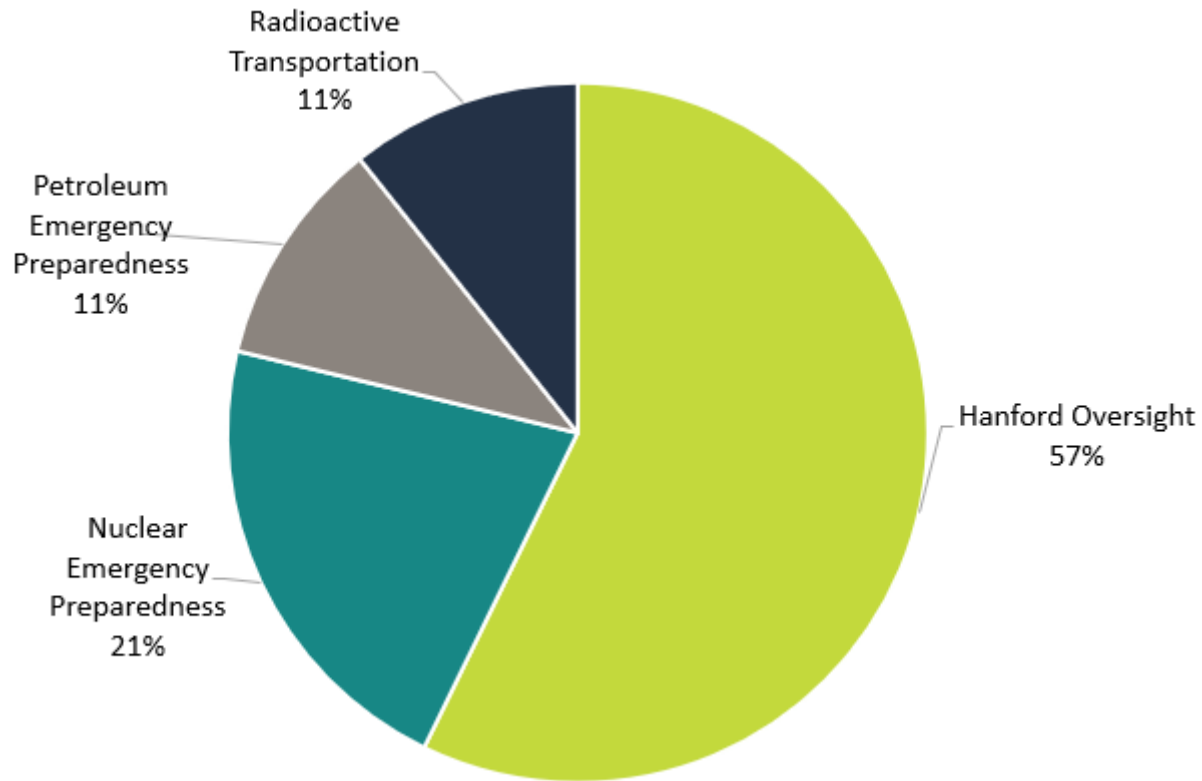
- Implement state rules and regulations regarding disposal of **radioactive waste**.
- Provide funding for **training of emergency responders** throughout the state to ensure a swift, effective response in the event of an accident.

Oregon Fuel Action Plan

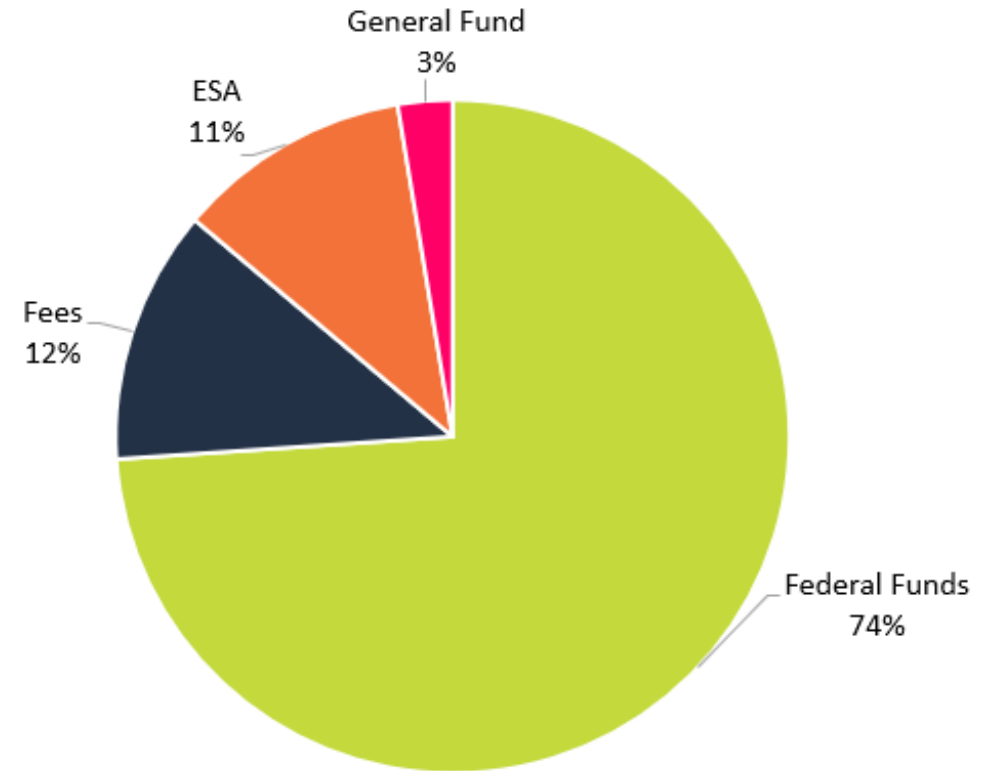
- Implement **Oregon Fuel Action Plan**, which details how ODOE supports emergency services during a fuel shortage.
- Continue to **refine plan**, originally released in 2017, through presentations, conferences, workshops, and trainings.
- Serve as **Emergency Support Function-12 Petroleum** in the state emergency response structure.

NUCLEAR SAFETY AND EMERGENCY PREPAREDNESS CSL BUDGET AND ESTIMATED FUNDING

Budget Breakdown



Funding Sources



NUCLEAR SAFETY AND EMERGENCY PREPAREDNESS PROPOSED POLICY OPTION PACKAGE

Radioactive Waste Disposal Program

- POP would provide General Fund to support existing staff work to monitor and enforce compliance regarding the disposal of radioactive materials in Oregon and provide technical assistance to landfill operations and other parties.
- Estimated Cost: \$179,442 General Fund



ENERGY FACILITY SITING

Ensure that proposed energy facilities meet specific statewide and local standards and are considered with public input and participation.

Energy Facility Review

- **Coordinate state review** of proposed and amended energy facilities.
- Division is seeing a **high level** of new applications and amendments which vary in complexity and controversy.
- Number of **amendments** per facility can vary: some facilities have never been amended, while other developers have sought multiple amendments.

Rulemaking

- **Rulemaking activities** are prioritized and approved by the Energy Facility Siting Council.
- Often involve establishing broadly representative **rulemaking advisory committees** to help division staff draft proposed rules.
- **Recent rulemakings** include wildfire prevention and response and updating carbon dioxide standard consistent with HB 2021 and 2022.

Compliance

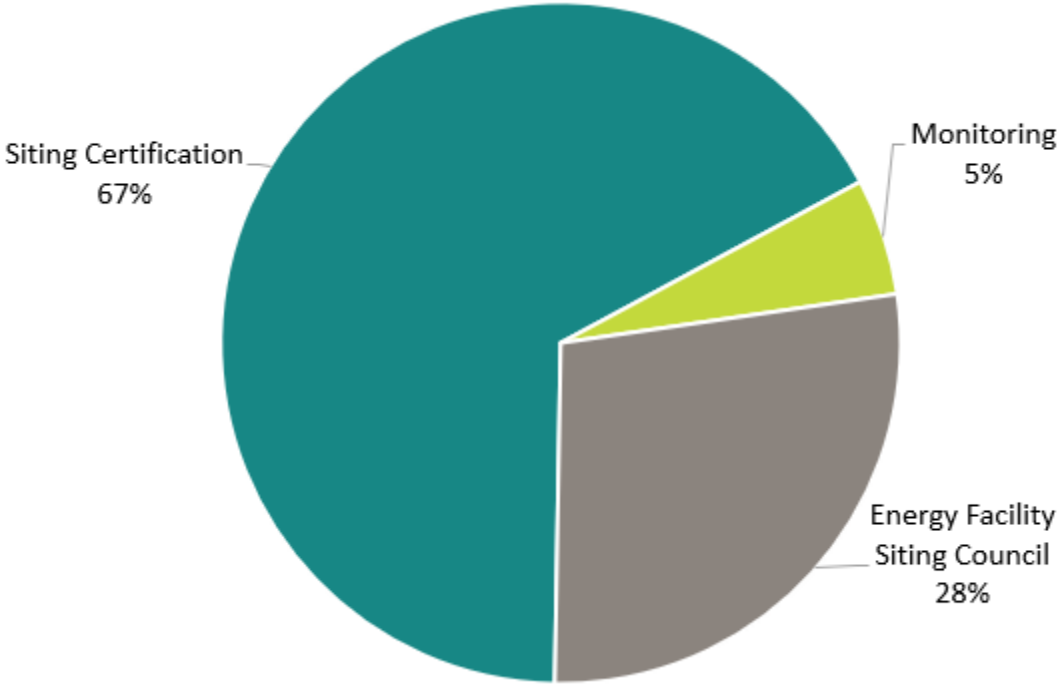
- **Monitor facilities** throughout their lifecycle to ensure site certificate conditions are met.
- **Oversight** activities include:
 - Reviewing annual reports
 - Conducting site inspections
 - Issuing wildlife mitigation reports
 - Ensuring bonds and letters of credit for decommissioning are adjusted annually for inflation

Energy Facility Siting Council

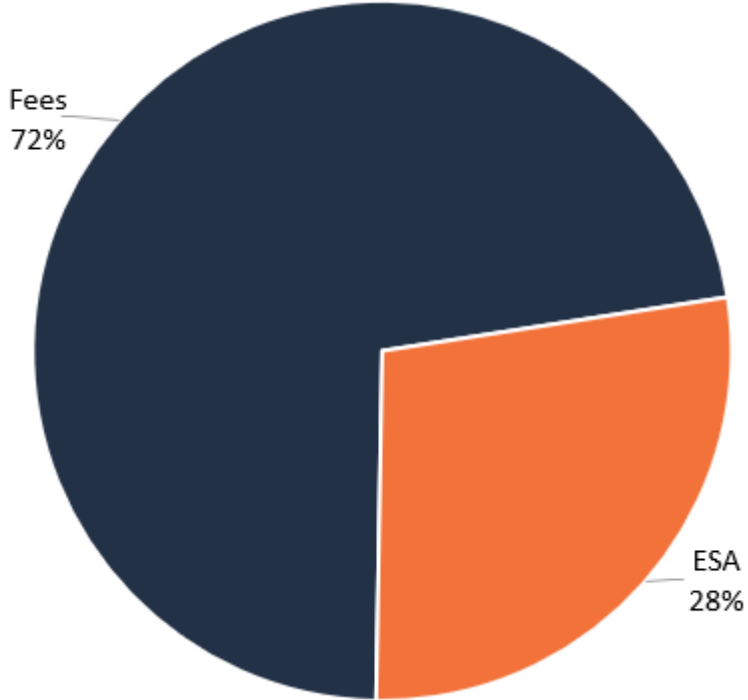
- **Staff** the Governor-appointed, Senate confirmed Energy Facility Siting Council (decision makers).
- Council meets approximately **10-12 times per year** in communities located near proposed facilities.
- Council meetings include **public engagement and comment opportunities**.

ENERGY FACILITY SITING CSL BUDGET AND ESTIMATED FUNDING

Budget Breakdown



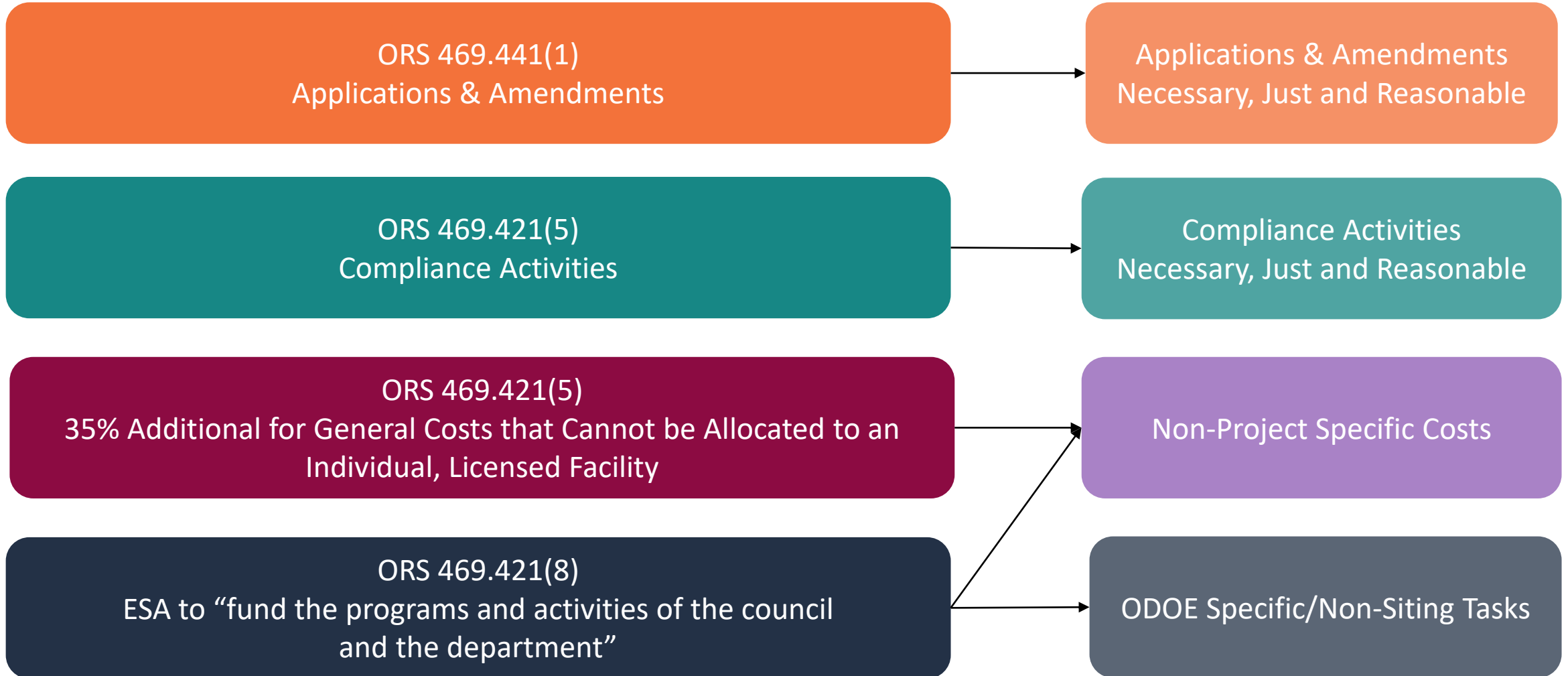
Funding Sources



ENERGY FACILITY SITING BUDGET – REVENUES AND EXPENDITURES

Revenues

Expenditures



ENERGY FACILITY SITING PROPOSED POLICY OPTION PACKAGE

Three Facility Siting Positions

- One Senior Siting Analyst to be the lead on applications and amendments
- One Siting Analyst to assist the Senior Siting Analysts on applications and amendments, as well as compliance activities
- One Siting Analyst to address the increase in compliance work within the program due to increasing numbers of site certificates.
- These positions will be filled only if the Siting Division's workload requires it.
- Estimated cost: \$701,632, including \$140,326 in ESA



ADMINISTRATIVE SERVICES

Support all agency divisions and functions with high-quality, essential services to meet the agency's business needs.

Director's Office

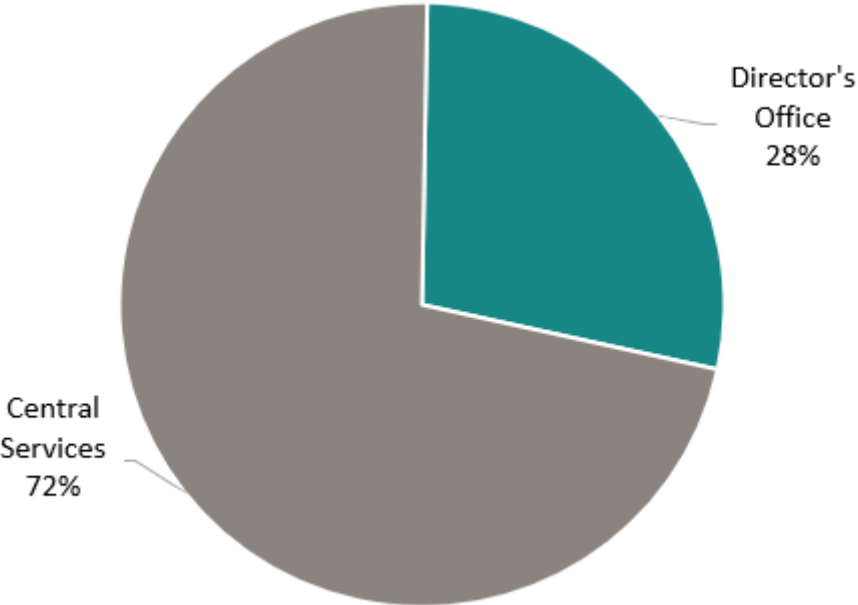
- Communications and outreach work is central to the agency's role in **developing and communicating energy policies and programs**.
- A Strategic Engagement Team, including Government Relations Coordinator, ensure we are **engaged with our stakeholders**, citizens, and elected officials at all levels.
- An **internal audit function**, which has been identified as a priority in most agencies.

Central Services

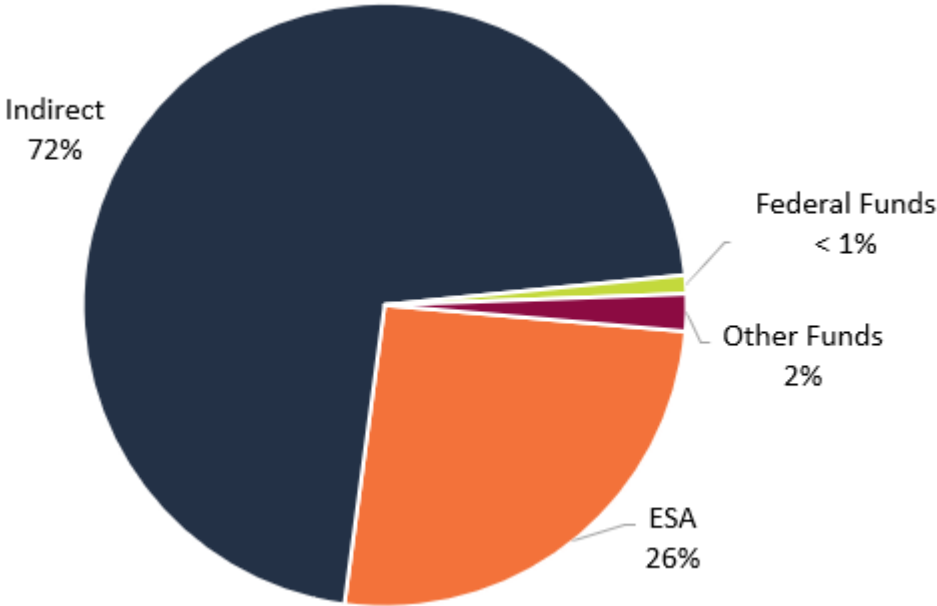
- Provides **business support functions** to efficiently deliver services and ensure the financial integrity of program operations.
- **Develops budget**, monitors cash flow, and is responsible for contract development, grants management, financial services, purchasing, and facilities.
- **Information Technology (IT)** services for both operational and business needs.
- Provides **Human Resources** services for recruitment, retention, training, internal policy development, and more.

ADMINISTRATIVE SERVICES CSL BUDGET AND ESTIMATED FUNDING

Budget Breakdown



Funding Sources



ADMINISTRATIVE SERVICES PROPOSED POLICY OPTION PACKAGE

Paid Internships

- Agency-wide
- POP would help address the social inequality of paid vs. unpaid internships, expanding access to allow all students, regardless of financial status, a valuable internship opportunity
- Funding would support up to 12 part-time paid interns in the biennium
- Estimated Cost: \$401,696 General Fund



ADMINISTRATIVE SERVICES PROPOSED POLICY OPTION PACKAGE

Equity & External Engagement

- Agency-wide
- POP would create a Public Advocate position at the agency, focused on meeting requirements of HB 4077 and allow ODOE to more effectively engage environmental justice communities in our work
- 1 FTE
- Estimated Cost: \$406,080, including \$123,000 of ESA



ADMINISTRATIVE SERVICES PROPOSED POLICY OPTION PACKAGE

Navigator for Community Capacity Building

- Director's Office
- POP and companion to proposed Legislative Concept would establish a program and a position that would help provide information about potential funding as well as technical assistance to rural, tribal, and other environmental justice communities as they develop energy projects and programs
- 1 FTE
- Estimated Cost: \$396,229 General Fund



STATE GOVERNMENT SERVICE CHARGE SUMMARY

| Row Labels | Sum of 2021-2023 LAB | Sum of 2023-2025CSL | % Change |
|---------------------------------------|----------------------|---------------------|--------------|
| Chief financial office | 25,747 | 43,675 | 69.6% |
| Chief human resources office | 66,073 | 103,188 | 56.2% |
| Chief information office | 316,293 | 523,130 | 65.4% |
| Chief operating office | 20,117 | 20,618 | 2.5% |
| Department of administrative services | 88,187 | 109,152 | 23.8% |
| Enterprise asset management | 2,684 | 9,014 | 235.8% |
| Enterprise goods & services | 47,330 | 58,263 | 23.1% |
| Oregon state library | 30,790 | 20,721 | -32.7% |
| Oregon State Police | 89,519 | 87,442 | -2.3% |
| Oregon state treasury | 58,857 | 48,214 | -18.1% |
| PERS | - | - | - |
| Secretary of state | 240,010 | 248,889 | 3.7% |
| State of Oregon law library | 6,632 | 7,400 | 11.6% |
| Grand Total | 992,239 | 1,279,706 | 29.0% |

DEVELOPING ODOE'S 2023-25 AGENCY REQUEST BUDGET

DRAFT 2023-25 AGENCY-WIDE CURRENT SERVICE LEVEL BUDGET

| Program | Sub-Program | 2019-21 Actuals | 2021-23 LAB | 2023-25 CSL | Approximate % ESA |
|--|---|-----------------------|-----------------------|----------------------|-------------------|
| Administrative Services | Director's Office | 3,860,558 | 3,666,733 | 3,736,987 | 93% |
| | Central Services | 7,848,132 | 9,462,104 | 9,532,250 | 55% |
| Total Admin Services Program | | \$ 11,708,690 | \$ 13,128,837 | \$ 13,269,237 | |
| FTE | | 31.77 | 32.81 | 31.00 | |
| Energy Development Services | Small Scale Energy Loan Program | 67,427,874 | 39,447,827 | 28,620,293 | 0% |
| | Energy Efficiency Financing | 3,024,173 | 3,023,825 | 1,440,468 | 0% |
| | Energy Incentive Programs | 6,477,264 | 160,413,455 | 25,886,426 | 0% |
| Total EDS Program | | \$ 76,929,311 | \$ 202,885,107 | \$ 55,947,187 | |
| FTE | | 5.25 | 16.50 | 8.50 | |
| Nuclear Safety & Emergency Preparedness | Hanford/Nuclear Oversight | 1,517,549 | 1,607,355 | 1,798,589 | 5% |
| | Nuclear Emergency Preparedness | 232,609 | 775,075 | 677,094 | 0% |
| | Petroleum Emergency Preparedness | 319,432 | 313,731 | 331,501 | 80% |
| | Radioactive Waste Transportation | 149,239 | 263,787 | 335,961 | 0% |
| Total Nuclear Program | | \$ 2,218,829 | \$ 2,959,948 | \$ 3,143,145 | |
| FTE | | 6.00 | 6.00 | 6.00 | |
| Energy Siting | Large-Scale Energy Facility Siting | 1,776,082 | 3,656,136 | 3,848,563 | 0% |
| | Monitoring | 397,807 | 682,068 | 318,712 | 0% |
| | Federal Siting Coordination | 378,152 | 212,806 | - | - |
| | Non Project-Specific Costs (incl. EFSC) | 1,858,875 | 1,644,211 | 1,586,823 | 100% |
| Total Siting Program | | \$ 4,410,916 | \$ 6,195,221 | \$ 5,754,098 | |
| FTE | | 13.00 | 13.00 | 11.00 | |
| Energy Planning & Innovation | Energy Efficiency & Conservation | 3,300,050 | 3,755,214 | 3,811,803 | 53% |
| | Energy Technology & Policy | 3,355,550 | 4,757,742 | 4,412,136 | 94% |
| | NW Power Planning Council | - | 827,410 | 821,013 | 0% |
| Total P&I Program | | \$ 6,655,600 | \$ 9,340,366 | \$ 9,044,952 | |
| FTE | | 24.00 | 26.13 | 25.00 | |
| Agency Total | | \$ 101,923,346 | \$ 234,509,479 | \$ 87,158,619 | |
| FTE | | 80.02 | 94.44 | 81.50 | |



OREGON
DEPARTMENT OF
ENERGY

Questions, Comments, and Discussion

Save the Date!
2023-25 Budget Public Meeting
July 25, 2022
4 p.m.

www.oregon.gov/energy/About-Us/Pages/Budget.aspx



OREGON
DEPARTMENT OF
ENERGY

2022 Biennial Energy Report

Jessica Reichers

BIENNIAL ENERGY REPORT TIMELINE

- **January – March 2022:** Public Survey and Stakeholder Input Sessions
- **January – July 2022:** Updating Energy By The Numbers and Technology and Resource Reviews sections from the 2020 Report with current data
- **February – July 2022:** Updating and expansion of timeline for Oregon Energy History
- **April – July 2022:** Drafting for remaining sections of the Report – Energy 101 and Policy Briefs. Will include ongoing stakeholder feedback and input.
- **July – August 2022:** Peer Review and Fact Check
- **August – September 2022:** Final reviews and revisions
- **September – November 2022:** Formatting and Publication

DRAFT TABLE OF CONTENTS

Executive Summary & Introductory Pieces

Energy by the Numbers

- Energy Overview
- Energy Use in Oregon
- Energy Production in Oregon
- Energy Costs, Economy, and Equity
- Energy Efficiency
- Energy End Use Sectors and Sector Profiles

Energy History Timeline

Energy Resource & Technology Reviews

- Electricity Generation
- Electricity Storage
- Hydrogen
- Transportation Fuels
- Clean & Efficient Vehicles
- Energy Efficient Building Energy Technologies

Energy 101s

- Utility Resource Planning and Acquisition
- Public Utility Regulatory Policies Act (PURPA)
- Long Duration Electricity Storage
- Backup Power
- Oregon Fuel Action Plan
- Radioactive Waste Management
- Clean Energy Opportunities in Agriculture
- Overview of State Climate Programs and Actions
- Infrastructure Investments & Jobs Act (IIJA) Energy Funding



DRAFT TABLE OF CONTENTS

Policy Briefs

- Accelerating the Energy Transition: Identifying Pathways to Achieve Oregon’s Clean Energy and Climate Goals
- What Drives Energy Costs for Consumers?
- Local Energy Perspectives: Workforce and Supply Chain Opportunities & Challenges
- Oregon Clean Energy Opportunity Campaign: A Case Study in Equitable Engagement
- Beyond Energy Savings: Co-benefits of Energy Efficiency
- Expanding Energy Efficiency in Existing Buildings
- Integrating Resilience Across Energy Sectors

Conclusion, Recommendations, and Closing Materials

STUDIES & REPORTS INFORMING THE CLEAN ENERGY POLICY BRIEF

Accelerating Our Energy Transition: Identifying Pathways to Achieve Oregon's Clean Energy and Climate Goals

OREGON STUDIES: STATEWIDE AND LOCAL

[Electrification Impact Analysis: Phase 1](#)

Eugene Water & Electric Board | October 2020

[Electrification Impact Analysis: Phase 2](#)

Eugene Water & Electric Board | November 2021

[Exploring Pathways to Deep Decarbonization for the Portland General Electric Service Territory](#)

Evolved Energy Research | April 2018

[Oregon Clean Energy Pathways Analysis](#)

Evolved Energy Research, GridLab, and the Clean Energy Transition Institute | July 2021

[Oregon Energy Policy Simulator Insights: Recent Development, Policies to Meet Emissions Goals](#)

Energy Innovation | March 2022

[Vision 2050: Destination Zero – NW Natural Carbon Neutrality Scenario Analysis](#)

NW Natural | November 2021

[Destination Zero – NW Natural Carbon Neutrality Scenario Analysis](#)

NW Natural

REGIONAL

[Affordable and Reliable Decarbonization Pathways for Montana](#)

Vibrant Clean Energy and Grid Lab | February 2021

[Meeting the Challenge of Our Time: Pathways to a Clean Energy Future for the Northwest – An](#)

[Economy-wide Deep Decarbonization Pathways Study](#)

Clean Energy Transition Institute | June 2019

[Pacific Northwest Zero-Emitting Resources Study](#)

Energy and Environmental Economics (E3) | January 2020

[Pacific Northwest Pathways to 2050: Achieving an 80% reduction in economy-wide GHGs by 2050](#)

Evolved Energy Research | November 2018

[Seattle City Light Electrification Assessment](#)

Electric Power Research Institute (EPRI) | January 2022

[Washington 2021 State Energy Strategy: Transitioning to an Equitable Clean Energy Future](#)

Evolved Energy Research | December 2020

NATIONAL AND OTHER STATE AND LOCAL STUDIES

[Analysis of Selective 2010-2018 Economy-Wide Decarbonization Studies](#)

Clean Energy Transition Institute | April 2018

[The Challenge of Retail Gas in California's Low-Carbon Future: Technology options, Customer](#)

[Costs, and Public Health Benefits of Reducing Natural Gas Use](#)

Energy and Environmental Economics (E3) | April 2020

[Getting to Net Zero – Pathways Toward Carbon Neutrality: A Review of Recent Mid-Century](#)

[Deep Decarbonization Studies for the United States](#)

Energy and Environmental Economics (E3) | July 2021

[LA100: The Los Angeles 100% Renewable Energy Study](#)

National Renewable Energy Laboratory (NREL) | March 2021

[Princeton Net-Zero America Project](#)

Evolved Energy Research | June 2020

[The Role of Clean Fuels and Gas Infrastructure in Achieving California's Net Zero Climate Goal](#)

SoCalGas | October 2021

[The Role of Electricity in Decarbonizing California's Energy System](#)

Energy and Environmental Economics (E3) | September 2021

If there are any major studies or reports missing from this list, please send them by July 11 to:

Adam.Schultz@energy.oregon.gov

SUPPLY CHAIN AND WORKFORCE OPPORTUNITIES & CHALLENGES

BIENNIAL ENERGY REPORT FEATURE

Our Questions

What are your organization's workforce development and/or retention challenges? What energy workforce opportunities do you see? Do you have any specific data or information that you could share that would help illustrate these challenges and/or opportunities?

What has your organization done to address your workforce-related challenges? Are you aware of workforce development efforts that are working well that we could highlight for readers of the Biennial Energy Report?

Are there recent Oregon-specific studies or analyses on workforce needs that you are aware of? Do you have workforce or supply chain related questions to recommend for future study to help fill in gaps in this important topic?

Is your organization experiencing challenges related to supply chain disruptions, either starting before the COVID-19 pandemic or tied to the pandemic? How are these supply chain disruptions affecting your operations?

Three Ways to Contribute

1. Email your responses to AskEnergy@oregon.gov
2. Fill Out this [Online Form](#)
3. Email linda.ross@energy.oregon.gov to request a time to talk through your answers with ODOE staff

Please include your name, organization, email, and phone number. Please also note if you would like your responses to remain unattributed.



OREGON
DEPARTMENT OF
ENERGY



Preparing the Fuels Sector for Wildfire Season

Maxwell Woods





OREGON
DEPARTMENT OF
ENERGY

2021-2024 Strategic Plan Objective Progress Update

Ruchi Sadhir | Kaci Radcliffe

Imperatives Objectives

Expand and Improve Stakeholder Engagement

- Increase diversity of agency stakeholder groups, rulemaking, oversight, and advisory boards
- Year-over-year increase in agency engagement with organizations representing historically and currently underserved populations and communities
- Year-over-year increase in the external use of agency produced reports, studies, and presentations

Initiatives

- Conduct assessment of current agency boards and decision-making bodies to identify opportunities for more diverse representation
- Develop a communication plan and engagement process collaboratively with historically and currently underserved populations and communities that includes actively listening, being responsive, and incorporating feedback in the development of programs, policies, and other areas of work
- Build on existing tribal engagement efforts by expanding internal responsibilities and resources, and reaching out to tribes to assess and amplify shared interests and priorities
- Work with external entities to assess their needs and priorities to strengthen relationships and better inform Oregon's energy policies and programs
- Strengthen staff capacity within ODOE to serve as liaisons and ambassadors with communities, stakeholder groups, and Tribes.

Build Practices and Processes to Achieve More Inclusive and Equitable Outcomes

- Year-over-year increase in the percent of agency job applicants identifying as Black, Indigenous, and People of Color.
- Year-over-year increase in the percent of historically and currently underserved populations and communities participating in ODOE programs and services
- Increase agency Diversity, Equity, and Inclusion awareness and fluency

- Enhance ODOE's internship program to provide benefits to interns, such as paid positions and greater access to educational credits, to help build a more diverse network of ODOE and energy industry employees
- Develop a Diversity, Equity, and Inclusion Action Plan in partnership with historically and currently underserved populations and communities
- Create inclusive, multi-lingual communications to increase accessibility of agency program information and services
- Conduct agency-wide DEI assessment and training to measure and increase employee knowledge, awareness, and skills

Assess and Enhance Organizational Data Capabilities

- 100% of specified agency products (e.g., produced reports, studies, and analyses) use standardized agency data methodologies or tools
- Year-over-year increase of collection, review, and analysis of data
- Year-over-year increase in data sharing relationships

- Establish and internally communicate agency data standards and tools
- Assess and enhance agency data management roles, responsibilities, and internal structures
- Enhance staff data analysis and visualization skills to bring more interactive, value-add products (e.g. external data dashboards) to stakeholders
- Audit agency datasets to identify gaps and ensure they support implementation of state programs and priorities
- Collect and analyze demographic data to better inform ODOE's work and to identify barriers to achieving equitable energy outcomes
- Identify, catalog, and conduct outreach with data-holders across the state and among stakeholders

Assess and Modernize Agency Programs and Activities

- 100% of ODOE programs and activities align with ODOE mission and position statements
- Complete assessment of ODOE work in the context of the state's energy ecosystem to identify redundancies and gaps

- Conduct a strategic evaluation of each program and activity.
- Share the outcomes of the strategic evaluation and describe the alignment of programs and activities with ODOE's mission and position statements. Where necessary, identify actions to achieve better alignment.
- Collaborate with energy stakeholders to identify Key Energy Indicators and state priorities and objectives (including statutory targets and goals, executive orders, non-energy goals like job creation, other executive guidance like the Equity Framework)
- Create dashboard(s) to monitor and report on status of Key Energy Indicators
- Build on collaborative effort to assess how other agencies and organizations in the state are working toward Key Energy Indicators and state priorities, and identify areas where ODOE's work may overlap with other entities or where there might be gaps in state efforts.

Optimize Organizational Efficiency and Impact

- Increase average Gallup Q12 engagement score to at least 4.0 (out of 5.0)
- Increase "Efficient and effective processes & procedures" (Whole Systems Model) survey score to at least 3.5
- Increase in Key Performance Measure customer satisfaction score to at least 95%

- Update and improve employee development and recognition plans and programs
- Create internal action teams to identify and implement cross-functional process improvements
- Evaluate and improve agency collaboration and communication culture
- Update ODOE's KPM customer satisfaction survey and implement timelier customer service evaluations



IMPERATIVE

what must be accomplished over the planning horizon?

OBJECTIVES

*how will we measure success?
With metric and measurement*

INITIATIVES

what actions do we need to take?

EXAMPLE

Expand and Improve Stakeholder Engagement

Year-over-year increase in agency engagement with organizations representing historically and currently underserved populations and communities

Develop a communication plan and engagement process collaboratively with historically and currently underserved populations and communities that includes actively listening, being responsive, and incorporating feedback in the development of programs, policies, and other areas of work

Objective

Year-over-year increase in agency engagement with organizations representing historically and currently underserved populations and communities

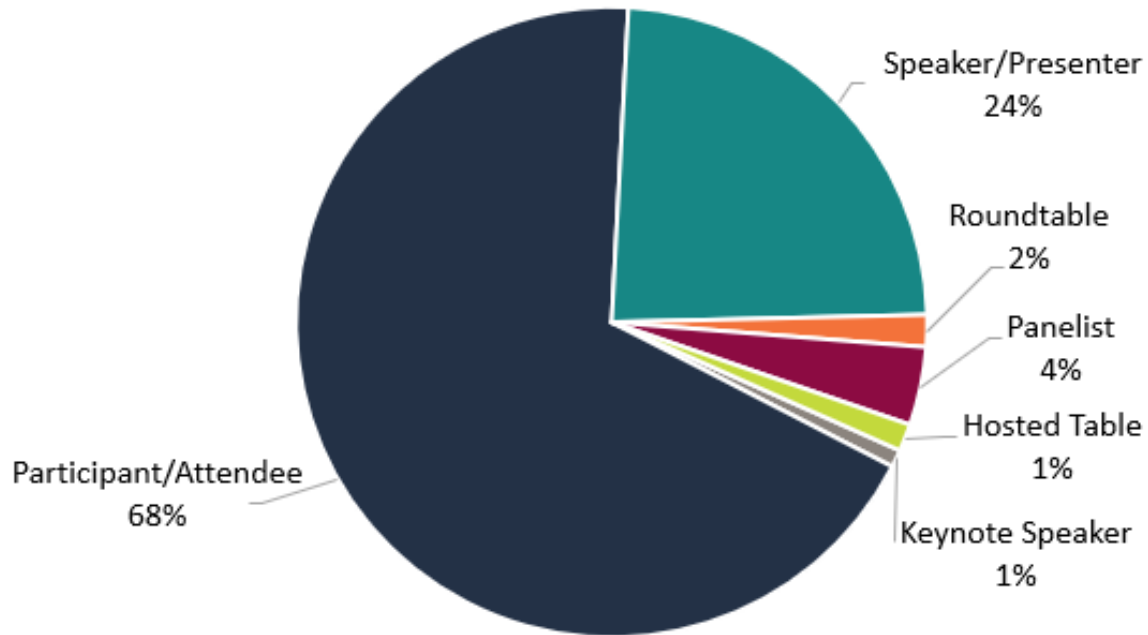


ODOE Attended Events, Meetings, Presentations

2022 Q1: 109

2018-2022: 1,220

ODOE Event Roles Since 2018
1,220 Total



Event Topics

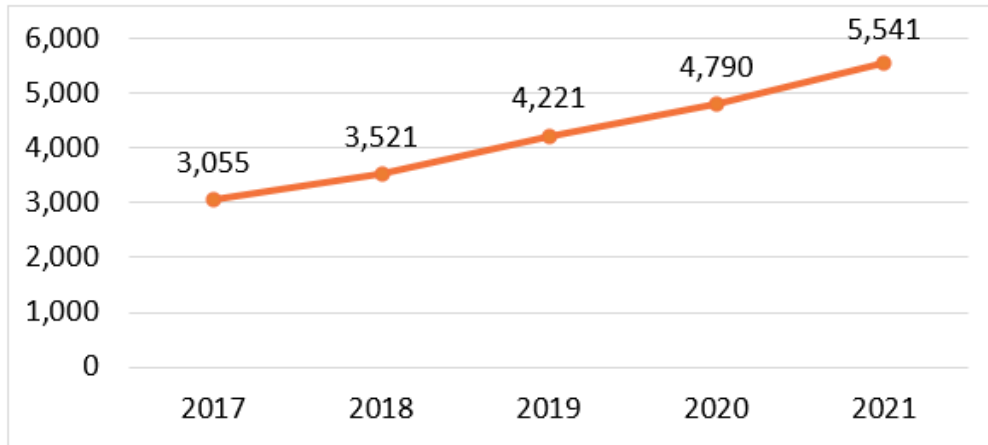
| | |
|---------------------------------------|-----|
| Energy Efficiency | 431 |
| Renewable Energy/Solar/Hydro/etc. | 275 |
| Climate Change | 233 |
| Transportation/Alternative Fuels/EVs | 200 |
| Diversity/Equity | 176 |
| Resilience/Emergency Preparedness | 137 |
| Energy Storage/Smart Grid/DERs | 131 |
| Energy Planning/Utility IRPs/Regional | 120 |
| Sustainability | 107 |
| Legislative | 97 |
| Energy Facility Siting | 88 |
| Consumer Protection/low-income | 81 |
| Environmental Impacts/Pollution | 65 |
| Federal Issues | 60 |
| Nuclear/Hanford | 52 |
| Liquid Fuels/Petroleum/Oil | 45 |
| Agency Reports/BER | 43 |
| Natural Gas | 33 |
| Working Lands/Forests/Agriculture | 28 |

Objective

Year-Over-Year Increase in the External Use of Agency Produced Reports, Studies, and Presentations



Annual (Cumulative) Social Media Followers

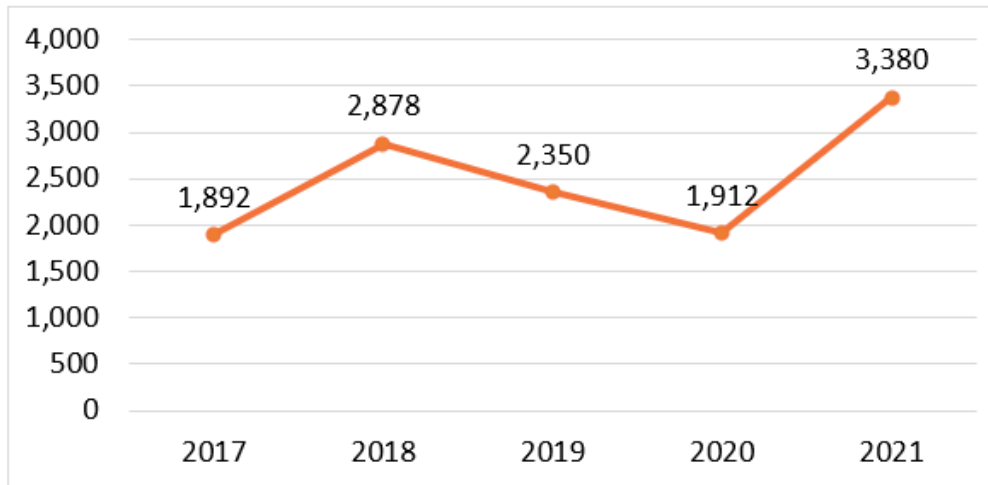


Media Mentions on the Rise

2021: 97
2022 (to date): 102



Annual Podcast Episode Streams



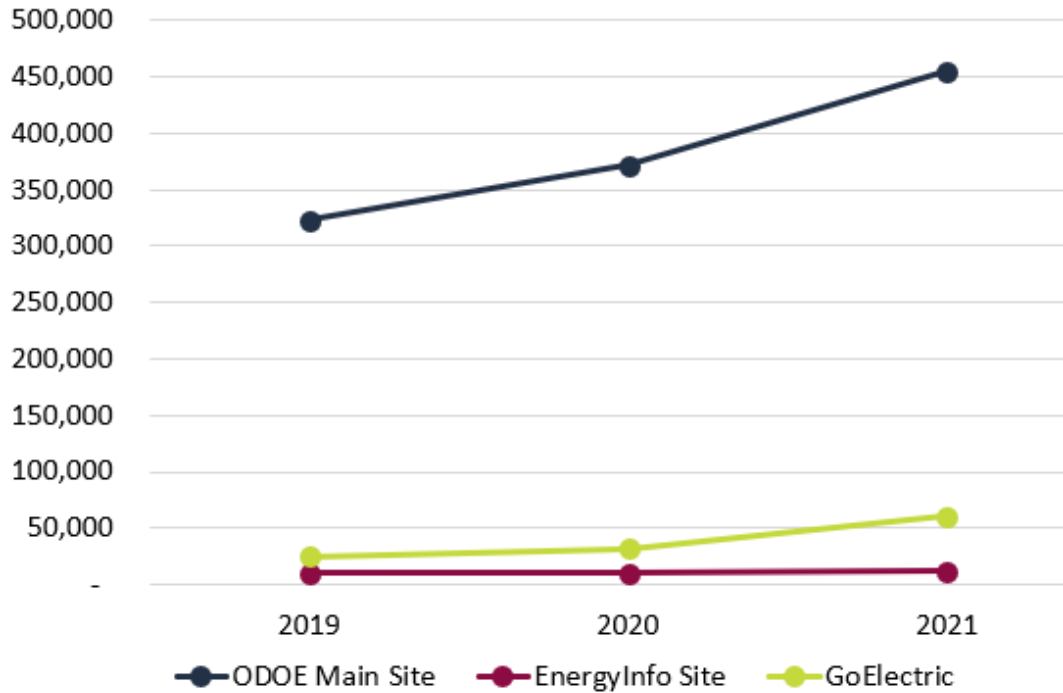
ODOE Legislative Presentations

2019: 9
2020: 9
2021: 19
2022 (to date): 13

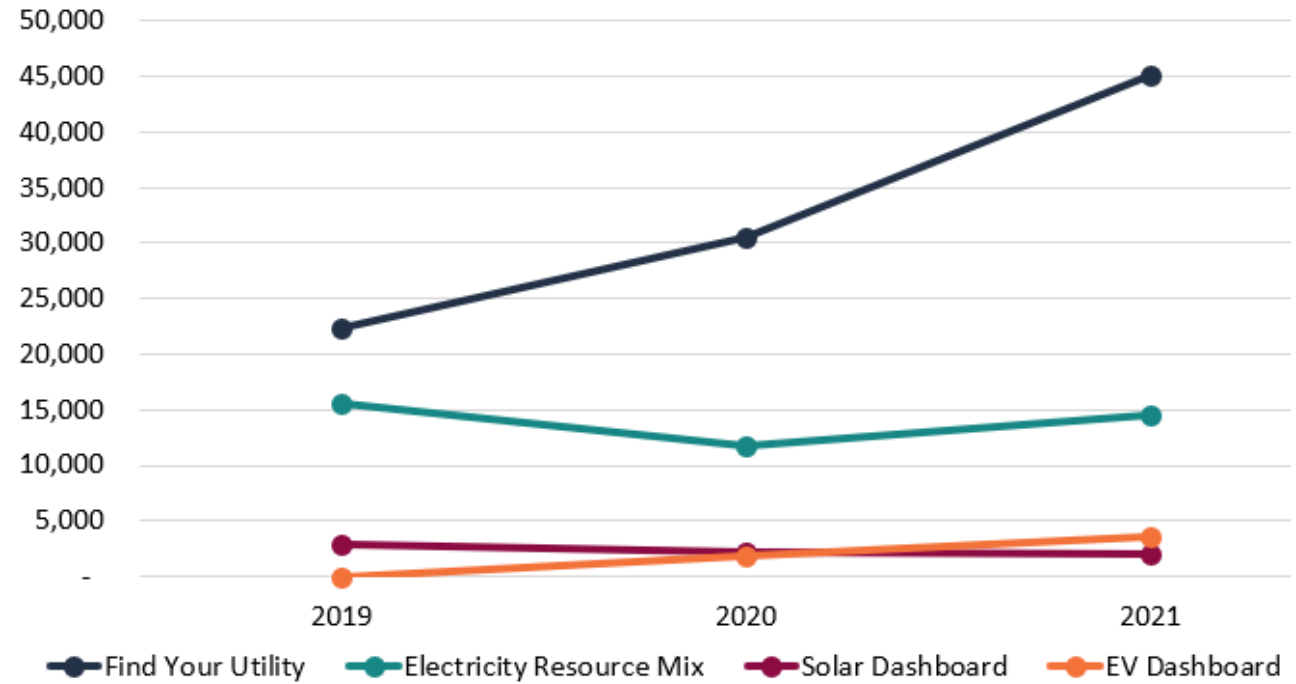
Objective

Year-Over-Year Increase in the External Use of Agency Produced Reports, Studies, and Presentations

Website Hits



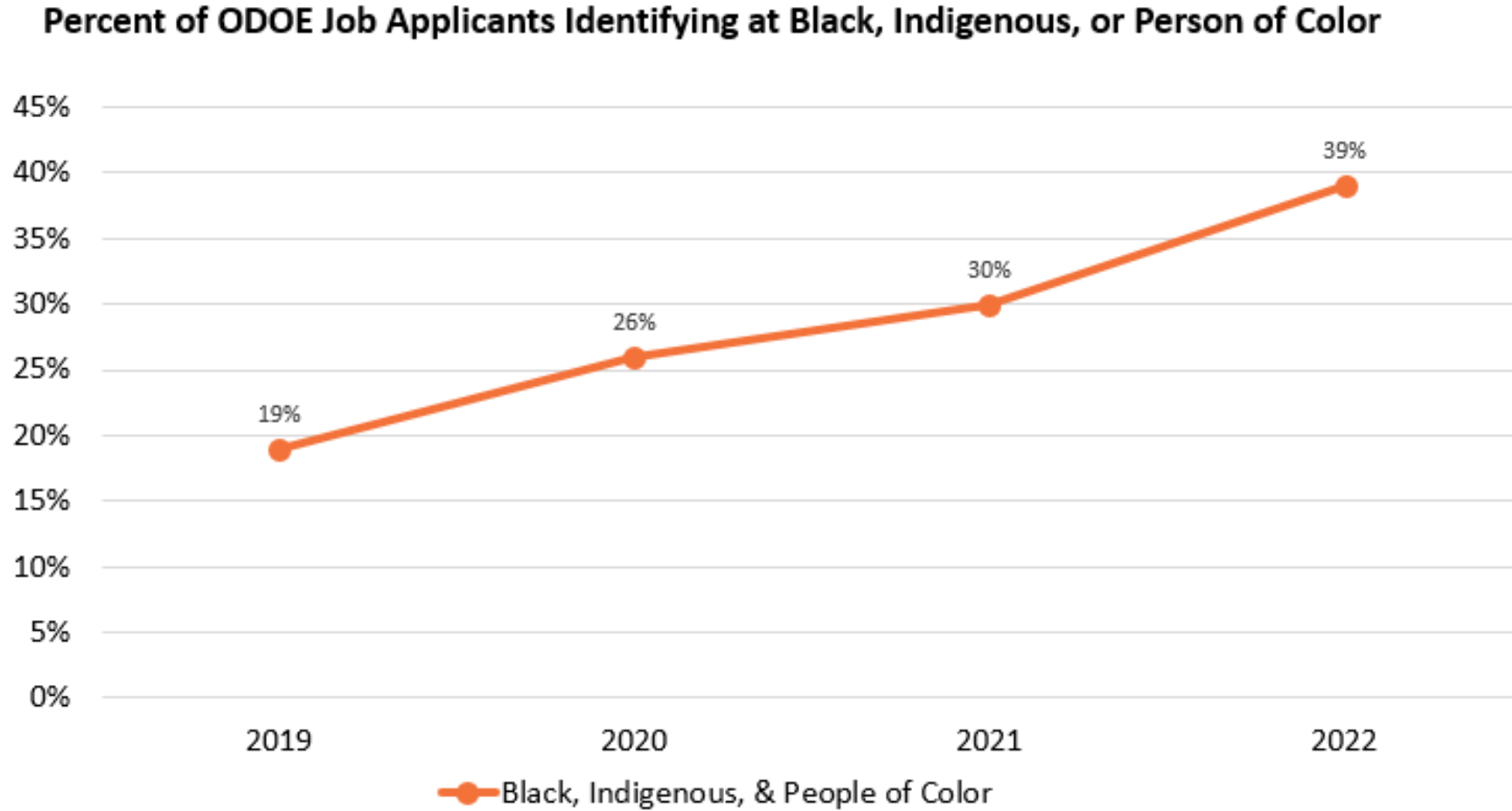
ODOE Dashboard Hits



➤ Popular pages other than home: Find Your Utility, Biennial Energy Report, Rebate Programs

Objective

Year-over-year increase in the percent of agency job applicants identifying as Black, Indigenous, and People of Color.



Objective

Year-over-year increase in the percent of historically and currently underserved populations and communities participating in ODOE programs and services

Objective

Year-over-year increase of collection, review, and analysis of data



Oregon Solar + Storage Rebate Program

- Est. 2019: \$2 million
- 2021: Additional \$10 million
- 2022: Additional \$5 million



Energy Efficient Wildfire Rebuilding Incentive Program

- Est. 2021: \$10 million
- Launched in April



Community Renewable Energy Grant Program

- Est. 2021: \$50 million
- Launched in March, initial \$12 million available



Rural & Agricultural Energy Audit Program

- Est. 2021: \$100,000



Heat Pump Programs

- Created by Legislature in 2022
- Heat pump deployment, support cooling centers