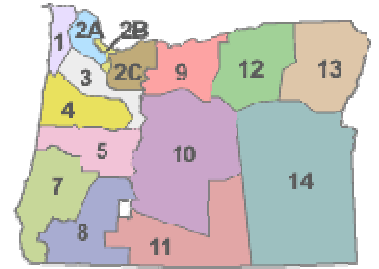




Oregon Department of Transportation
 550 Capitol Street NE
 Salem OR 97301-2530



GUIDELINES FOR PILOT VEHICLE REQUIREMENTS ON HIGHWAYS IN DISTRICT 1

MULTI-LANE HIGHWAYS:

- * Up to 16' - As per pilot vehicle rider on Attachments [82A](#) and [75A](#).
- * Over 16' - Case by case at District discretion. Time and day of movement may be restricted.

TWO-LANE HIGHWAYS (GREEN ROUTES ON MAP 2):

- * Up to 16' - As per pilot vehicle rider on Attachments [82A](#) and [75A](#).
- * Over 16' - Case by case at District discretion. Time and day of movement may be restricted.

TWO-LANE HIGHWAYS (PURPLE ROUTES ON MAP 2):

- * Up to 14' - As per pilot vehicle rider on Attachments [82A](#) and [75A](#).
- * Over 14' - Case by case at District discretion. Time and day of movement may be restricted.

TWO-LANE HIGHWAYS (RED ROUTES ON MAP 2):

- * Up to 12' - As per pilot vehicle rider on Attachments [82A](#) and [75A](#).
- * Over 12' - Case by case at District discretion. Time and day of movement may be restricted.

Limitations for District 1 moves:

Permits Unit will verify that movement does not impact road construction restrictions.
 Blanket authorization does not allow use of Purple (wider than 12') or Red routes as "through routes".
 Apply Certified Flagger/Rolling Stop requirements per Route Map 2 locations.
 Apply Summer and Winter Hours of movement – see separate listing.
 Wider than 12' loads across Astoria-Megler Bridge requires District approval.
 Wider than 14' loads through Astoria US30 Fern Hill MP 91.34 west to US101 MP 6.4 requires District approval.
 Wider than 16' loads on US30 east of Fern Hill MP 91.34 requires district approval
 Wider than 14' loads on OR6 from US101 to 27.80 not authorized.
 Wider than 14' loads on US101 in Tillamook County not authorized.
 Wider than 14' loads on US26 between Elsie MP 19.57 and Nehalem River Bridge MP21.92 requires District approval.
 Longer than 48' trailer in Truck-Tractor Semi-trailer combination on US101 south of Tillamook requires District approval.

District 1 Summer and Winter hours of movement.

Summer Hours of Movement Allowed (Memorial Day to Labor Day)

Monday through Thursday: Daylight to 11 a.m. & 6 p.m. to dusk

Astoria/Seaside/Tillamook: Daylight to 7 a.m., 9 a.m. to 11 a.m., 1 p.m. to 3 p.m., 6 p.m. to dusk

Friday: Daylight to 11 a.m.

Astoria/Seaside/Tillamook: Daylight to 7 a.m., 9 a.m. to 11 a.m.

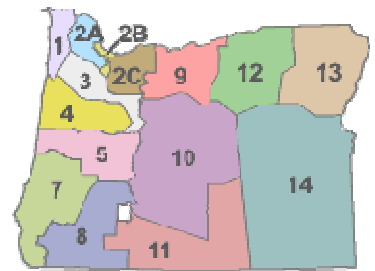
Saturday & Sunday: No oversize loads allowed

Winter Hours of Movement Allowed

Monday through Friday: 7 a.m. to 11 a.m. & 1 p.m. to 3 p.m.

Saturday & Sunday: Exceptions between Daylight to 11 a.m. (need to contact district office for approval)

GUIDELINES FOR PILOT VEHICLE REQUIREMENTS ON HIGHWAYS IN DISTRICT 2B



INTERSTATE AND MULTI-LANE HIGHWAYS:

- * Up to 16' - As per pilot vehicle rider on Attachments [82A](#) and [75A](#).
- * 16'1" to 18' - Two rear pilot vehicles, or 1 front and 1 rear pilot.
- * Over 18' - Case by case at District discretion (includes a minimum of one front and two rear pilot vehicles.) Time and day of movement may be restricted.

TWO-LANE HIGHWAYS (GREEN ROUTES ON MAP 2):

- * Up to 16' - As per pilot vehicle rider on Attachments [82A](#) and [75A](#).
- * Over 16' - Case by case at District discretion (includes a minimum of one front and one rear pilot vehicles.) Time and day of movement may be restricted.

TWO-LANE HIGHWAYS (PURPLE ROUTES ON MAP 2):

- * Up to 14' - As per pilot vehicle rider on Attachments [82A](#) and [75A](#).
- * Over 14' - Case by case at District discretion (includes a minimum of one front and one rear pilot vehicles.) Time and day of movement may be restricted. Some specific routes may be pre-approved – see separate District listing.

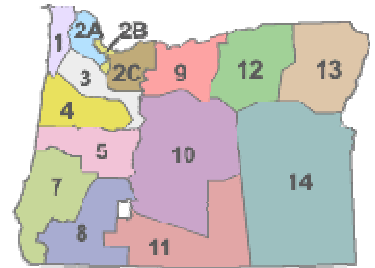
TWO-LANE HIGHWAYS (RED ROUTES ON MAP 2):

- * Up to 12' - As per pilot vehicle rider on Attachments [82A](#) and [75A](#).
- * Over 12' - Case by case at District discretion (may required a minimum of two front and one rear pilot vehicles.) Time and day of movement may be restricted.

Limitations for District 2B moves:

Permits Unit will verify that movement does not impact road construction restrictions. Blanket authorization does not allow use of Red routes as “through routes”. Wider than 16' loads on US26, OR8, OR217, and OR99W south to Sherwood requires district approval.

**GUIDELINES FOR PILOT VEHICLE REQUIREMENTS
ON HIGHWAYS IN DISTRICT 2C**



INTERSTATE AND MULTI-LANE HIGHWAYS:

- * Up to 16' - As per pilot vehicle rider on Attachments [82A](#) and [75A](#).
- * 16'1" to 20'0" - Two rear pilot vehicles, or 1 front and 1 rear pilot.
- * Over 20' - Case by case at District discretion (includes a minimum of one front and two rear pilot vehicles.) Time and day of movement may be restricted.

TWO-LANE HIGHWAYS (GREEN ROUTES ON MAP 2):

- * Up to 16' - As per pilot vehicle rider on Attachments [82A](#) and [75A](#).
- * Over 16' - Case by case at District discretion (includes a minimum of one front and one rear pilot vehicles.) Time and day of movement may be restricted.

TWO-LANE HIGHWAYS (PURPLE ROUTES ON MAP 2):

- * Up to 14' - As per pilot vehicle rider on Attachments [82A](#) and [75A](#).
- * Over 14' - Case by case at District discretion (includes a minimum of one front and one rear pilot vehicles.) Time and day of movement may be restricted. Some specific routes may be pre-approved – see separate District listing.

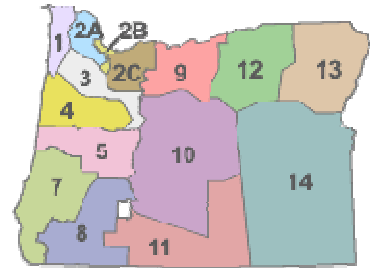
TWO-LANE HIGHWAYS (RED ROUTES ON MAP 2):

- * Up to 12' - As per pilot vehicle rider on Attachments [82A](#) and [75A](#).
- * Over 12' - Case by case at District discretion (may include a minimum of two front and one rear pilot vehicles.) Time and day of movement may be restricted.

Limitations for District 2C moves:

Permits Unit will verify that movement does not impact road construction restrictions.
 Blanket authorization does not allow use of Red routes as “through routes”.
 Traffic control required US30 through Hood River (13th Street to OR35.)
 No oversize on US30 (Historic Columbia River Highway) from Larch Mountain Road to Dodson.
 Wider than 16’ loads on US26, US30 (Sandy Boulevard), OR213 (82nd Avenue), OR211, and OR224 requires District Approval.

GUIDELINES FOR PILOT VEHICLE REQUIREMENTS ON HIGHWAYS IN DISTRICT 3



INTERSTATE AND MULTI-LANE HIGHWAYS:

- * Up to 16' - As per pilot vehicle rider on Attachments [82A](#) and [75A](#).
- * 16'1" to 18' - Two rear pilot vehicles, or 1 front and 1 rear pilot.
- * Over 18' - Case by case at District discretion (includes a minimum of one front and two rear pilot vehicles.) Time and day of movement may be restricted.

TWO-LANE HIGHWAYS (GREEN ROUTES ON MAP 2):

- * Up to 16' - As per pilot vehicle rider on Attachments [82A](#) and [75A](#).
- * Over 16' - Case by case at District discretion (includes a minimum of one front and one rear pilot vehicles.) Time and day of movement may be restricted.

TWO-LANE HIGHWAYS (PURPLE ROUTES ON MAP 2):

- * Up to 14' - As per pilot vehicle rider on Attachments [82A](#) and [75A](#).
- * Over 14' - Case by case at District discretion (includes a minimum of one front and one rear pilot vehicles.) Time and day of movement may be restricted. Some specific routes may be pre-approved – see separate District listing.

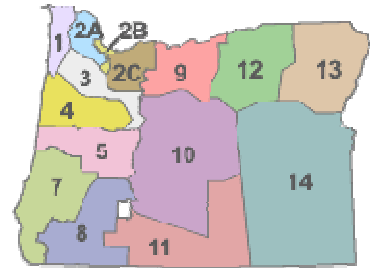
TWO-LANE HIGHWAYS (RED ROUTES ON MAP 2):

- * Up to 12' - As per pilot vehicle rider on Attachments [82A](#) and [75A](#).
- * Over 12' - Case by case at District discretion (may include a minimum of two front and one rear pilot vehicles.) Time and day of movement may be restricted.

Limitations for District 3 moves:

Permits Unit will verify that movement does not impact road construction restrictions. Blanket authorization does not allow use of Purple (wider than 12') or Red routes as "through routes". Refer to City Hours per Attachments 82A and 75A. No movement allowed through Silver Creek Falls State Park on OR214. OR22 not authorized as a through route for loads over 12' wide. Apply Certified Flagger/Rolling Stop requirements per Route Map 2 locations. Longer than 48' trailer through Carlton use County bypass route. Wider than 16' through Salem on OR99E Business and OR 22 requires District approval.

**GUIDELINES FOR PILOT VEHICLE REQUIREMENTS
ON HIGHWAYS IN DISTRICT 4**



INTERSTATE AND MULTI-LANE HIGHWAYS:

- * Up to 16' - As per pilot vehicle rider on Attachments [82A](#) and [75A](#).
- * 16'1" to 18' - Two rear pilot vehicles, or 1 front and 1 rear pilot.
- * Over 18' - Case by case at District discretion (includes a minimum of one front and two rear pilot vehicles required as a minimum.) Time and day of movement may be restricted.

TWO-LANE HIGHWAYS (GREEN ROUTES ON MAP 2):

- * Up to 16' - As per pilot vehicle rider on Attachments [82A](#) and [75A](#).
- * Over 16' - Case by case at District discretion (includes a minimum of one front and one rear pilot vehicles.) Time and day of movement may be restricted.

TWO-LANE HIGHWAYS (PURPLE ROUTES ON MAP 2):

- * Up to 14' - As per pilot vehicle rider on Attachments [82A](#) and [75A](#).
- * Over 14' - Case by case at District discretion (includes a minimum of one front and one rear pilot vehicles.) Time and day of movement may be restricted. Some specific routes may be pre-approved – see separate District listing.

TWO-LANE HIGHWAYS (RED ROUTES ON MAP 2):

- * Up to 12' - As per pilot vehicle rider on Attachments [82A](#) and [75A](#).
- * Over 12' - Case by case at District discretion (may include a minimum of two front and one rear pilot vehicles.) Time and day of movement may be restricted.

Limitations for District 4 moves:

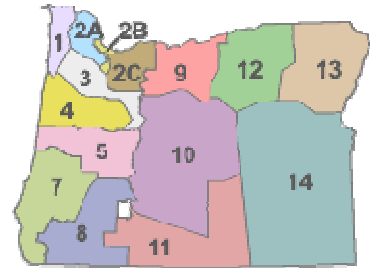
Permits Unit will verify that movement does not impact road construction restrictions. Blanket authorization does not allow use of Purple (wider than 12') or Red routes as "through routes".

Refer to City Hours per Attachments [82A](#) and [75A](#).

OR34 requires Traffic Control for loads over 12' wide between MP47.70 and MP52.37.

Wider than 12' loads on US20 between Eddyville & Toledo requires District approval.

GUIDELINES FOR PILOT VEHICLE REQUIREMENTS ON HIGHWAYS IN DISTRICT 5



INTERSTATE AND MULTI-LANE HIGHWAYS:

- * Up to 16' - As per pilot vehicle rider on Attachments [82A](#) and [75A](#).
- * 16'1" to 18' - Two rear pilot vehicles, or 1 front and 1 rear pilot.
- * Over 18' - Case by case at District discretion (includes a minimum of one front and two rear pilot vehicles.) Time and day of movement may be restricted.

TWO-LANE HIGHWAYS (GREEN ROUTES ON MAP 2):

- * Up to 16' - As per pilot vehicle rider on Attachments [82A](#) and [75A](#).
- * Over 16' - Case by case at District discretion (includes a minimum of one front and one rear pilot vehicles.) Time and day of movement may be restricted.

TWO-LANE HIGHWAYS (PURPLE ROUTES ON MAP 2):

- * Up to 14' - As per pilot vehicle rider on Attachments [82A](#) and [75A](#).
- * Over 14' - Case by case at District discretion (includes a minimum of one front and one rear pilot vehicles.) Time and day of movement may be restricted. Some specific routes may be pre-approved – see separate District listing.

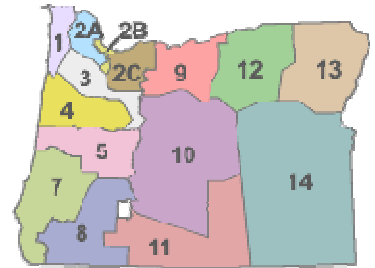
TWO-LANE HIGHWAYS (RED ROUTES ON MAP 2):

- * Up to 12' - As per pilot vehicle rider on Attachments [82A](#) and [75A](#).
- * Over 12' - Case by case at District discretion (may include a minimum of two front and one rear pilot vehicles.) Time and day of movement may be restricted.

Limitations for District 5 moves:

Permits Unit will verify that movement does not impact road construction restrictions. Blanket authorization does not allow use of Purple (wider than 12') or Red routes as "through routes". Refer to City Hours per Attachments [82A](#) and [75A](#).
 Apply Certified Flagger/Rolling Stop requirements per Route Map 2 locations.
 Territorial Hwy#200 from Lorane to Douglas County line – see separate requirements.
 OR242 no loads over 10' wide or vehicles over 35' long anytime.
 Wider than 12' load on OR36 between Greenleaf and MP28.67 requires District approval.
 Wider than 15' load on OR58 between MP14-34 and MP38-40 requires District approval.
 Wider than 15' load on OR126 between Mapleton MP14-33 requires District approval.
 Wider than 15' load on OR126 between Waterville MP12-39.5 requires District approval.
 Wider than 14' load on US101 Florence to Douglas County line requires District approval.

GUIDELINES FOR PILOT VEHICLE REQUIREMENTS ON HIGHWAYS IN DISTRICT 7



INTERSTATE AND MULTI-LANE HIGHWAYS:

- * Up to 16' - As per pilot vehicle rider on Attachments [82A](#) and [75A](#).
- * 16'1" to 18' - Two rear pilot vehicles, or 1 front and 1 rear pilot.
- * Over 18' - Case by case at District discretion (includes a minimum of one front and two rear pilot vehicles.) Time and day of movement may be restricted.

TWO-LANE HIGHWAYS (GREEN ROUTES ON MAP 2):

- * Up to 16' - As per pilot vehicle rider on Attachments [82A](#) and [75A](#).
- * Over 16' - Case by case at District discretion (includes a minimum of one front and one rear pilot vehicles.) Time and day of movement may be restricted.

TWO-LANE HIGHWAYS (PURPLE ROUTES ON MAP 2):

- * Up to 14' - As per pilot vehicle rider on Attachments [82A](#) and [75A](#).
- * Over 14' - Case by case at District discretion (includes a minimum of one front and one rear pilot vehicles.) Time and day of movement may be restricted. Some specific routes may be pre-approved – see separate District listing.

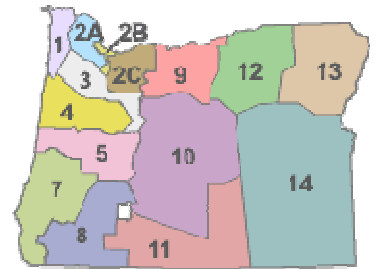
TWO-LANE HIGHWAYS (RED ROUTES ON MAP 2):

- * Up to 12' - As per pilot vehicle rider on Attachments [82A](#) and [75A](#).
- * Over 12' - Case by case at District discretion (may include a minimum of two front and one rear pilot vehicles.) Time and day of movement may be restricted.

Limitations for District 7 moves:

Permits Unit will verify that movement does not impact road construction restrictions. Blanket authorization does not allow use of Purple (wider than 12') or Red routes as "through routes". Refer to City Hours per Attachments [82A](#) and [75A](#). Apply Certified Flagger/Rolling Stop requirements per Route Map 2 locations. Wider than 14' loads on US101 requires District approval. Wider than 15' loads on OR38 Drain to Reedsport requires District approval. Wider than 14' loads on OR42 Remote to Winston requires District approval. OR42S – see separate listing for use and requirements. Wider than 12' loads on Powers Highway east of Broadbent requires District approval (Sunday AM Only).

GUIDELINES FOR PILOT VEHICLE REQUIREMENTS ON HIGHWAYS IN DISTRICT 8



INTERSTATE AND MULTI-LANE HIGHWAYS:

- * Up to 16' - As per pilot vehicle rider on Attachments [82A](#) and [75A](#).
- * 16'1" to 18' - Two rear pilot vehicles, or 1 front and 1 rear pilot.
- * Over 18' - Case by case at District discretion (includes a minimum of one front and two rear pilot vehicles.) Time and day of movement may be restricted.

TWO-LANE HIGHWAYS (GREEN ROUTES ON MAP 2):

- * Up to 16' - As per pilot vehicle rider on Attachments [82A](#) and [75A](#).
- * Over 16' - Case by case at District discretion (includes a minimum of one front and one rear pilot vehicles.) Time and day of movement may be restricted.

TWO-LANE HIGHWAYS (PURPLE ROUTES ON MAP 2):

- * Up to 14' - As per pilot vehicle rider on Attachments [82A](#) and [75A](#).
- * Over 14' - Case by case at District discretion (includes a minimum of one front and one rear pilot vehicles.) Time and day of movement may be restricted. Some specific routes may be pre-approved – see separate District listing.

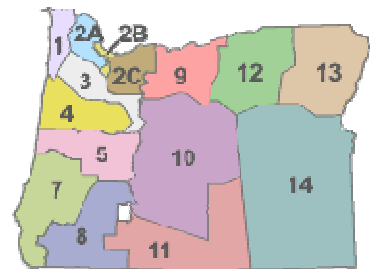
TWO-LANE HIGHWAYS (RED ROUTES ON MAP 2):

- * Up to 12' - As per pilot vehicle rider on Attachments [82A](#) and [75A](#).
- * Over 12' - Case by case at District discretion (may include a minimum of two front and one rear pilot vehicles.) Time and day of movement may be restricted.

Limitations for District 8 moves:

Permits Unit will verify that movement does not impact road construction restrictions. Blanket authorization does not allow use of Purple (wider than 12') or Red routes as "through routes". Refer to City Hours per Attachments [82A](#) and [75A](#). Apply Certified Flagger/Rolling Stop requirements per Route Map 2 locations. No movement allowed through Crater Lake National Park. Rogue River Loop Highway #260 as detour route to/from US199 – see separate listing for requirements.

GUIDELINES FOR PILOT VEHICLE REQUIREMENTS ON HIGHWAYS IN DISTRICT 9



INTERSTATE AND MULTI-LANE HIGHWAYS:

- * Up to 16' - As per pilot vehicle rider on Attachments [82A](#) and [75A](#).
- * 16'1" to 20' - Two rear pilot vehicles, or 1 front and 1 rear.
- * Over 20' - Case by case at District discretion (includes a minimum of one front and two rear pilot vehicles.) Time and day of movement may be restricted.

TWO-LANE HIGHWAYS (GREEN ROUTES ON MAP 2):

- * Up to 16' - As per pilot vehicle rider on Attachments [82A](#) and [75A](#).
- * Over 16' - Case by case at District discretion (includes a minimum of two front and one rear pilot vehicles.) Time and day of movement may be restricted.

TWO-LANE HIGHWAYS (PURPLE ROUTES ON MAP 2):

- * Up to 14' - As per pilot vehicle rider on Attachments [82A](#) and [75A](#).
- * Over 14' - Case by case at District discretion (includes a minimum of two front and one rear pilot vehicles.) Time and day of movement may be restricted.

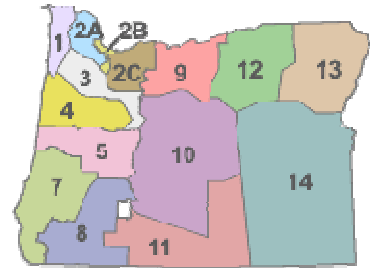
TWO-LANE HIGHWAYS (RED ROUTES ON MAP 2):

- * Up to 12' - As per pilot vehicle rider on Attachments [82A](#) and [75A](#).
- * Over 12' - Case by case at District discretion (includes a minimum of two front and one rear pilot vehicles.) Time and day of movement may be restricted.

Limitations for District 9 moves:

Permits Unit will verify that movement does not impact road construction restrictions. Blanket authorization does not allow use of Purple (wider than 12') and Red routes as "through routes". Apply Certified Flagger requirements for US197 Maupin Bridge MP45.84.

GUIDELINES FOR PILOT VEHICLE REQUIREMENTS ON HIGHWAYS IN DISTRICT 10



MULTI-LANE HIGHWAYS:

- * Up to 16' - As per pilot vehicle rider on Attachments [82A](#) and [75A](#).
- * 16'1" to 18' - Two rear pilot vehicles, or 1 front and 1 rear pilot.
- * Over 18' - Case by case at District discretion (includes minimum of one front and two rear pilot vehicles.)

TWO-LANE HIGHWAYS (GREEN ROUTES ON MAP 2):

- * Up to 16' - As per pilot vehicle rider on Attachments [82A](#) and [75A](#).
- * Over 16' - Case by case at District discretion (includes a minimum of two front and one rear pilot vehicles.) Time and day of movement may be restricted.

TWO-LANE HIGHWAYS (PURPLE ROUTES ON MAP 2):

- * Up to 14' - As per pilot vehicle rider on Attachments [82A](#) and [75A](#).
- * Over 14' - Case by case at District discretion (includes a minimum of two front and one rear pilot vehicles.) Time and day of movement may be restricted.

TWO-LANE HIGHWAYS (RED ROUTES ON MAP 2):

- * Up to 12' - As per pilot vehicle rider on Attachments [82A](#) and [75A](#).
- * Over 12' - Case by case at District discretion (includes a minimum of two front and one rear pilot vehicles.) Time and day of movement may be restricted.

Limitations for District 10 moves:

Permits Unit will verify that movement does not impact road construction restrictions.

Blanket authorization does not allow use of Purple and Red routes as "through routes."

Over 14' wide weekdays and daylight to 11am on Friday and Saturday/No movement on Sunday.

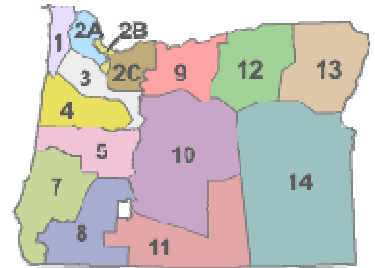
Wider than 12' loads on US26 between Prineville and Mitchell with 2 front and 1 rear pilot vehicles requires District Approval. (*This restriction under review*)

The following apply to loads wider than 14 feet on OR31:

- Loads from 14'1" to 16'00" wide require two pilots per pilot vehicle chart on Attachments [82A](#) and [75A](#) normal positioning is one front and one rear. District approval* required for movements between M.P. 58 and 120 (Picture Rock Pass segment). District approval required for manufactured homes that have non-standard axle widths greater than approx 10 feet.
- For loads wider than 14 feet, District has the option of requiring that both pilots be positioned in front of the load for specifically-identified segments of OR31 between M.P. 58 and 120.

* District "approval" means permit requests may not be processed until authorized District personnel have given verbal or written approval for the move, along with any specific requirements, which may include but are not limited to, time limitations, certified flaggers, and/or number and positioning of pilot vehicles.

**GUIDELINES FOR PILOT VEHICLE REQUIREMENTS
ON HIGHWAYS IN DISTRICT 11**



MULTI-LANE HIGHWAYS:

- * Up to 16' - As per pilot vehicle rider on Attachments [82A](#) and [75A](#).
- * 16'1" to 18' - Two rear pilot vehicles. City hours apply.
- * Over 18' - Case by case at District discretion (includes a minimum of one front and two rear pilot vehicles.)

TWO-LANE HIGHWAYS (GREEN ROUTES ON MAP 2):

- * Up to 16' - As per pilot vehicle rider on Attachments [82A](#) and [75A](#).
- * Over 16' - Case by case at District discretion (includes a minimum of two front and one rear pilot vehicles.) Time and day of movement may be restricted.

TWO-LANE HIGHWAYS (PURPLE ROUTES ON MAP 2):

- * Up to 14' - As per pilot vehicle rider on Attachments [82A](#) and [75A](#).
- * Over 14' - Case by case at District discretion (includes a minimum of two front and one rear pilot vehicles.) Time and day of movement may be restricted.

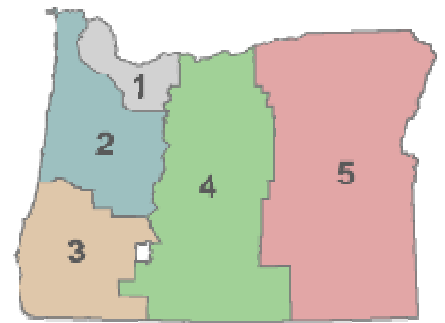
TWO-LANE HIGHWAYS (RED ROUTES ON MAP 2):

- * Up to 12' - As per pilot vehicle rider on Attachments [82A](#) and [75A](#).
- * Over 12' - Case by case at District discretion (includes a minimum of two front and one rear pilot vehicles.) Time and day of movement may be restricted.

Limitations for District 11 moves:

Wider than 14'6" loads on US 97 between Sand Creek MP 227.77 and MP 246 requires District approval.
 Wider than 14'6" loads on US97 between MP257.8 to MP277 requires Traffic Control Plan and Monitor.
 Wider than 14'6" loads on US 97 between Miller Island Road MP 280 to Worden MP 288.61 requires District approval.
 Over 14'6" wide on specified portions of OR62 and OR140 (Lake of the Woods) requires Traffic Control Plan and Monitor.
 Over 14' wide on US395 between Riley and OR/CA Border requires TCP and Monitor.
 Permits Unit will verify that movement does not impact road construction restrictions.
 Blanket authorization does not allow use of Purple and Red routes as "through routes".

GUIDELINES FOR PILOT VEHICLE REQUIREMENTS ON HIGHWAYS IN REGION 5



INTERSTATE AND MULTI-LANE HIGHWAYS:

- * Up to 16' - As per pilot vehicle rider on Attachments [82A](#) and [75A](#).
- * 16'1" to 20'0" - Two rear pilot vehicles.
- * Over 20' - Case by case at District discretion (includes a minimum of one front and two rear pilot vehicles.) Time and day of movement may be restricted.

TWO-LANE HIGHWAYS (GREEN ROUTES ON MAP 2):

- * Up to 16' - As per pilot vehicle rider on Attachments [82A](#) and [75A](#).
- * Over 16' - Case by case at District discretion (includes a minimum of two front and one rear pilot vehicles.) Time and day of movement may be restricted.

TWO-LANE HIGHWAYS (PURPLE ROUTES ON MAP 2):

- * Up to 14' - As per pilot vehicle rider on Attachments [82A](#) and [75A](#).
- * Over 14' - Case by case at District discretion (includes a minimum of two front and one rear pilot vehicles.) Time and day of movement may be restricted.

TWO-LANE HIGHWAYS (RED ROUTES ON MAP 2):

- * Up to 12' - As per pilot vehicle rider on Attachments [82A](#) and [75A](#).
- * Over 12' - Case by case at District discretion (includes a minimum of two front and one rear pilot vehicles.) Time and day of movement may be restricted.

Limitations for Intra-District moves:

District 12, 13, and 14 offices will coordinate all Intra-District move requirements for District Manager Discretion moves.

- * Up to 22' - For Freeway: This is the maximum width allowed for any substantial distance. Require one front and two rear pilot cars.
- * 22'-26' - Freeway Only. May allow these widths for 0 - 5 mile hauls depending on whether the ON and OFF ramps will accommodate the load. Require the carrier to move early in the morning.
- * 26' + - No Moves Allowed.

Note: Permits Unit will check with District personnel to verify that movement does not impact lane restrictions or maintenance activities.

Wider than 14' loads on US730 between MP 197.5 & 198 must have front pilot vehicle position itself ahead of protruding rock and radio back an "all clear" message to the oversize load.