

**- OTIA I / II Program Update –  
September 2009**

Item:	OTIA I / II Monthly Program Report	Page
	A. Monthly Program Report Summary	2
	B. Statewide Summaries	3-4
	C. Regional Summaries	5-9
	D. Monthly Financial Report	10
	E. Projected Expenditures (Cash Flow Forecast)	11
	F. Regional Equity Update	12
	G. Red and Yellow Project Report	13
	H. Administrative Action Summary	14

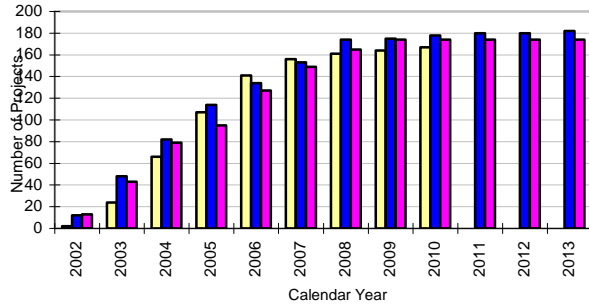
## - OTIA I / II Program Update – Summary

- Project Delivery Status:
  - ◆ As of 08/31/09, 184 OTIA I/II projects are being tracked. Of those 184, 1 is in right of way acquisition and the construction funding and work has been moved to another project. The remaining 183 are construction projects.
    - **95% of the OTIA I/II projects are complete or open to traffic** (174 of 183.)
    - **4% are under construction** (7 of 183.)
    - **1% are in the design phase** (2 of 183)
- Program Closeout: Of all 184 projects, 167 or 90.7% are closed out and final. This includes projects delivered by State Forces, State Contracts, and Intergovernmental Agreements.
- Timely Delivery: At 12/31/08, 95% of OTIA I/II projects were or Open to Traffic. The goal was 80%. As of 08/31/09, 95.6% of the projects being tracked are now Open to Traffic.
- Expenditures to Date: Expenditures increased \$157,411 during the month of August bringing the total spent to date to \$490 million. We anticipate we will spend \$892,407 during the month of September.
- Timely Bond Expenditure:
  - ◆ First and Second Bond Issuance - \$245 Million – The program reached the 85% expenditure goal of OTIA I II in January of 2005, 5 months ahead of the May 2005 deadline. Full expenditure of OTIA I II bond proceeds was met in July 2005.
  - ◆ Third Bond Issuance – \$100 Million - Full expenditure of the OTIA I II bond proceeds was met in June 2006
  - ◆ Fourth Bond Issuance – \$155 Million - The program reached the 85% expenditure goal by May 2007.
- Interest Income Expenditures: Current interest balance is \$3,151,776. Interest expenditures increased during Aug with a total of \$5,279,209. Total interest earned to date increased last month for a total of \$8,430,985.
- OTIA Funds Balance Report: The current total unallocated fund balance is \$2,451,492.
- Average GYR: The average Green/Yellow/Red percentage as of 08/31/09 is 99.46% Green, .54% Yellow and 0% Red. Cumulative Green/Yellow/Red for the last 12 months of reporting is 99.86% / .09% / .05%.

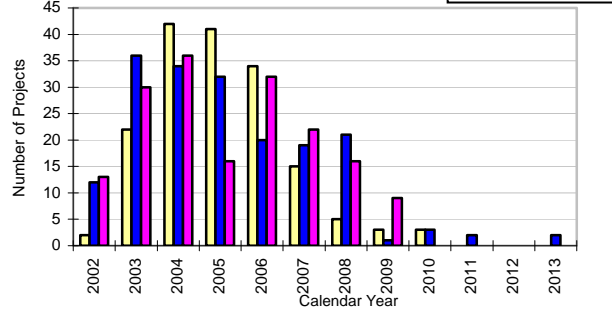
Item: OTIA Statewide Summaries as of 08/31/09  
 Staff Contact: Darcy French, OTIA I/II Administrative Manager

**When will OTIA I/II Projects be Open To Traffic?**

**Cumulative:**

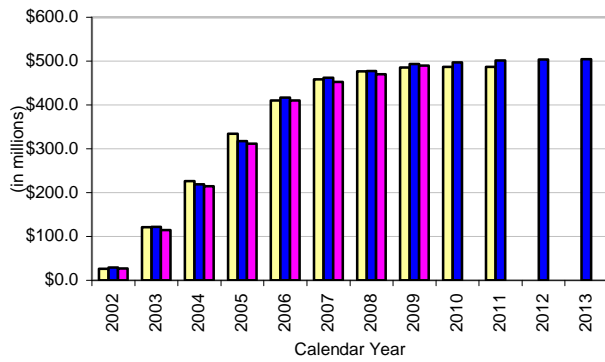


**By Calendar Year Planned:**

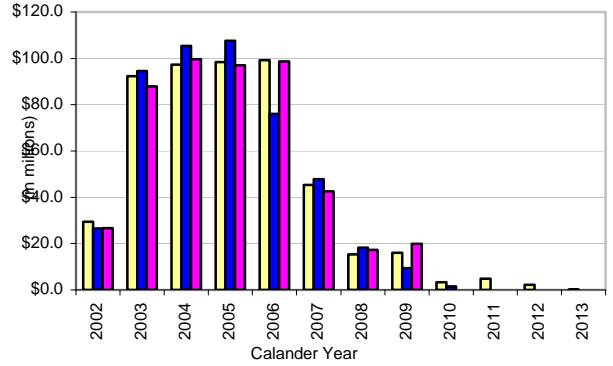


**When will OTIA I/II Dollars be Spent?**

**Cumulative:**

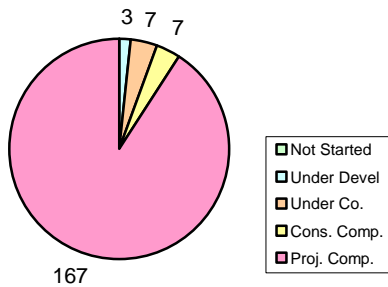


**By Calendar Year Planned:**

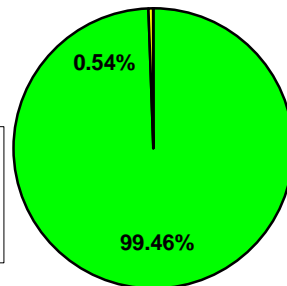


**Status of all OTIA I/II Projects?**

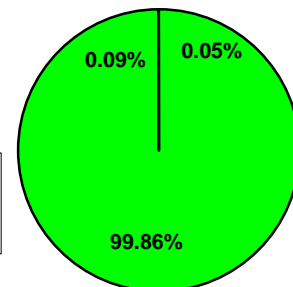
**Status of all Projects Statewide**



**Green/Yellow/Red**



**12 month Cumulative Statewide GYR**

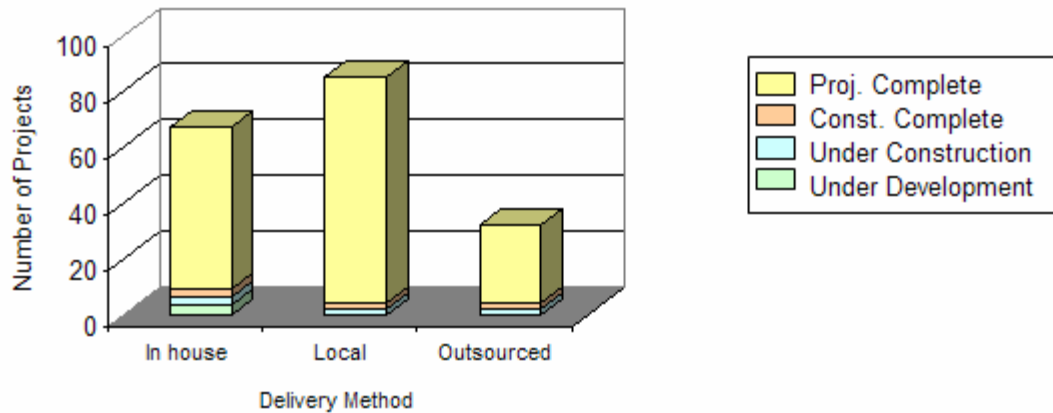


**OTIA III Steering Committee  
Monthly Management Report**

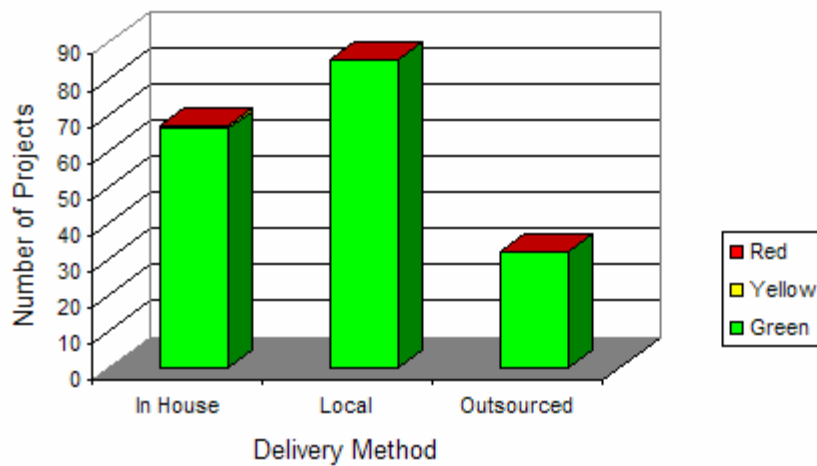
Item: **OTIA Statewide Summaries as of 08/31/09**

Staff Contact: Darcy French, OTIA III Administrative Manager

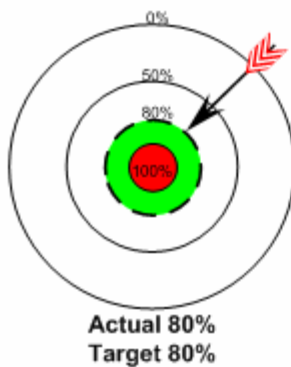
***What is the Status of all OTIA I/II Projects by Delivery Method?***



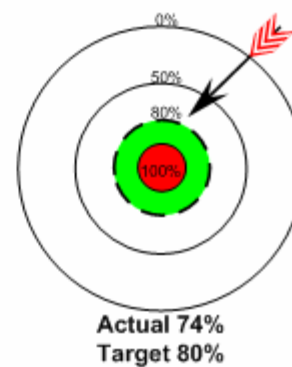
***What is the Status of all OTIA I/II Projects by Delivery Method?***



***Are OTIA I/II Projects being Let w/in 90 days of the original plan?***



***Are OTIA I/II Projects being completed w/in 90 days of the original plan?***



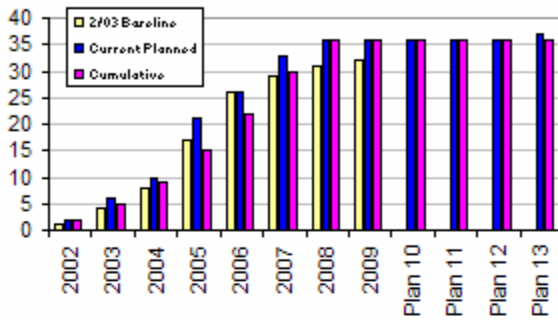
**OTIA III Steering Committee**  
**Monthly Management Report**

Item: **OTIA III Regional Summaries as of 08/31/09**

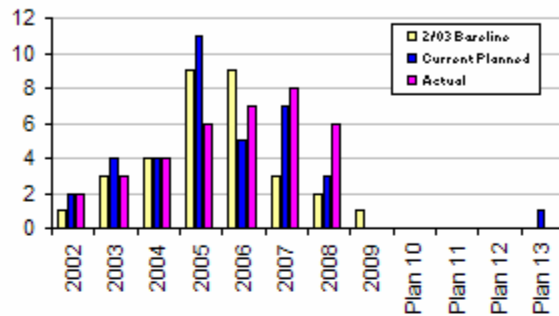
Staff Contact: Darcy French, OTIA III Administrative Manager

**When will Region 1 OTIA III Projects be Open To Traffic?**

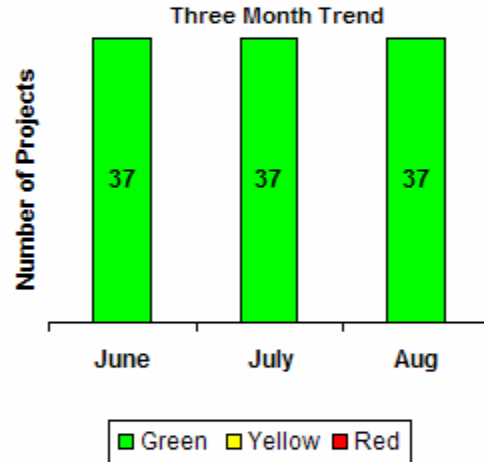
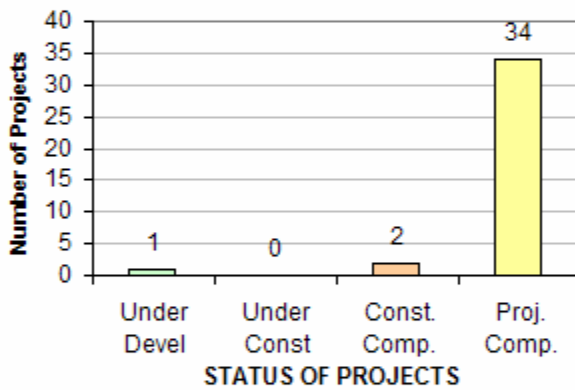
Cumulative:



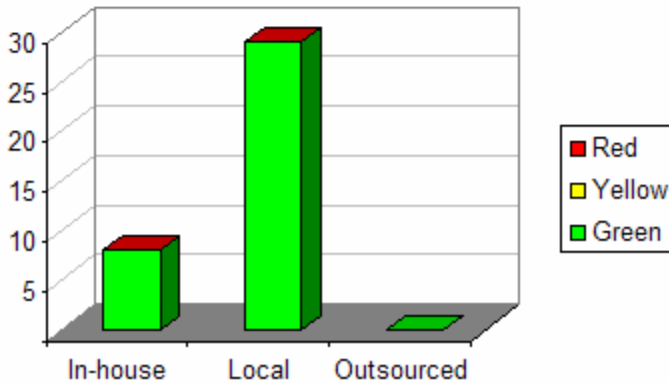
By Calendar Year Planned:



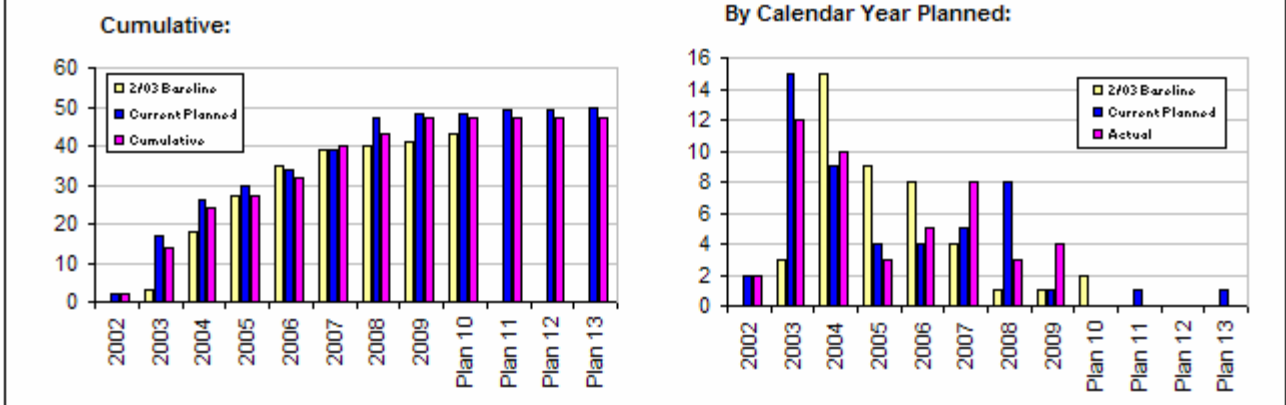
**What is the Status of all Region 1 OTIA III Projects?**



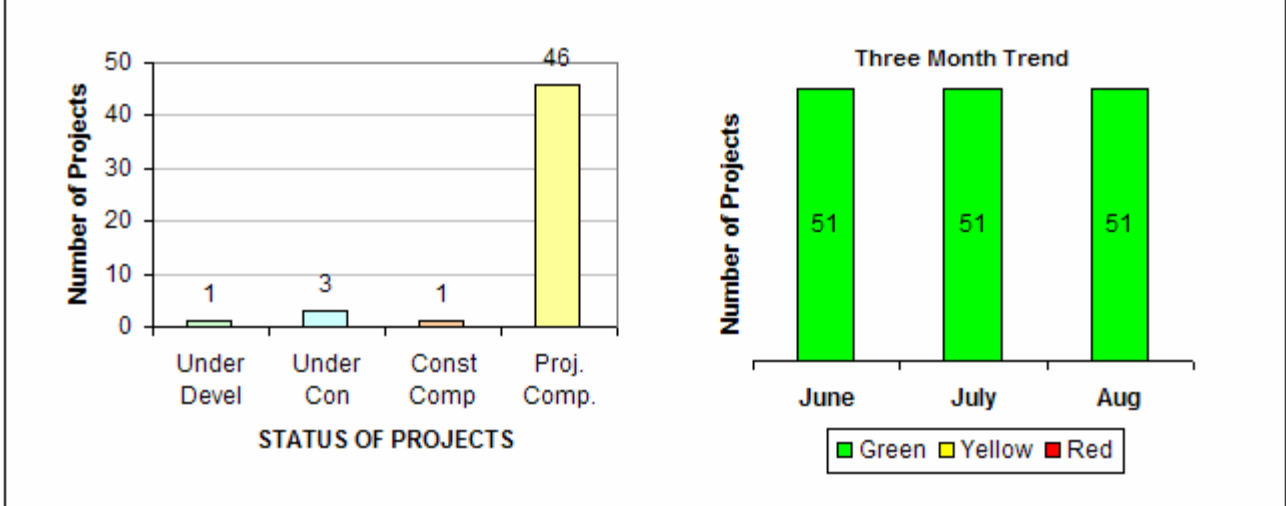
**What is the Status of all Region 1 OTIA III Projects by Delivery Method?**



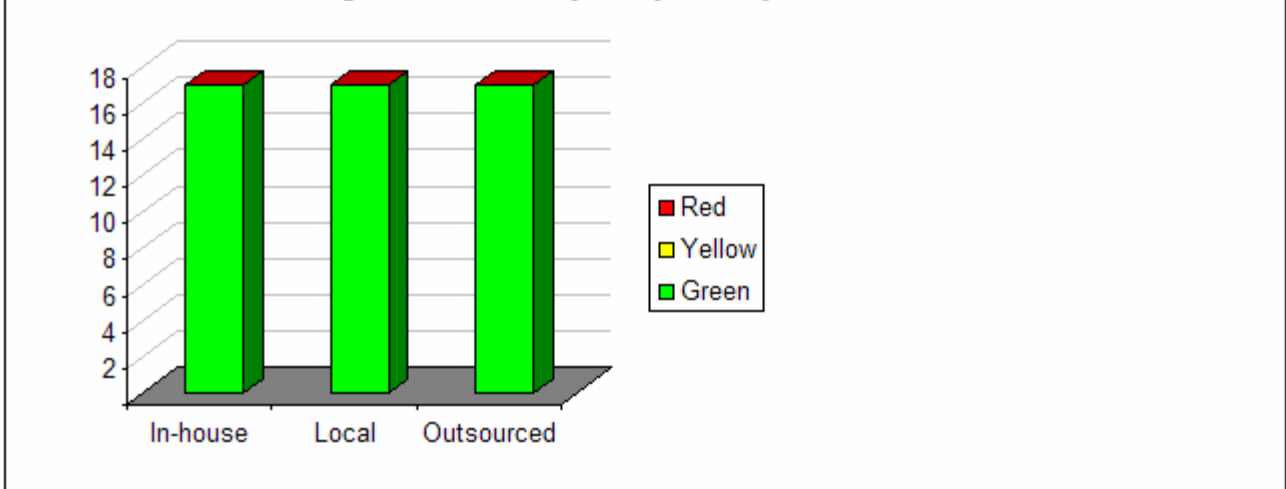
**When will Region 2 OTIA I/II Projects be Open To Traffic?**



**What is the Status of all Region 2 OTIA I/II Projects?**

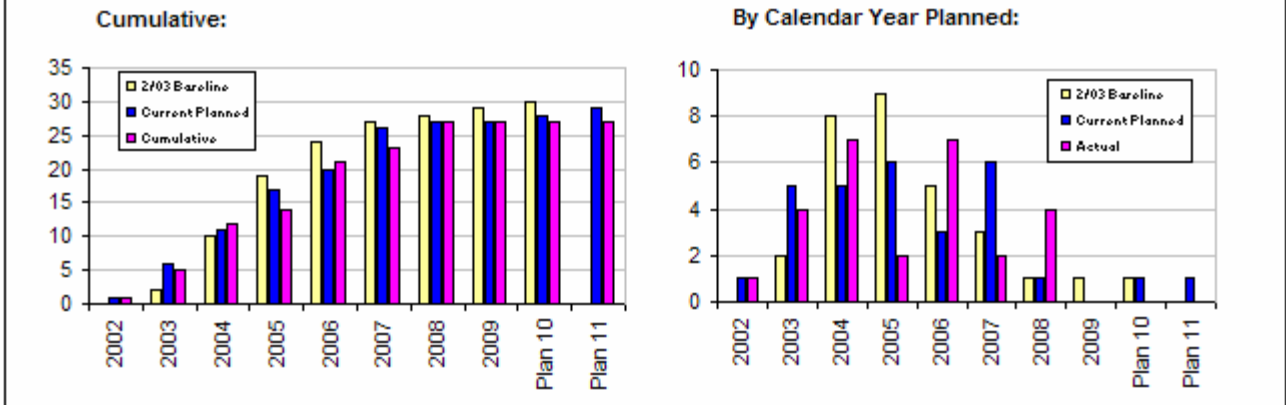


**What is the Status of all Region 2 OTIA I/II Projects by Delivery Method?**

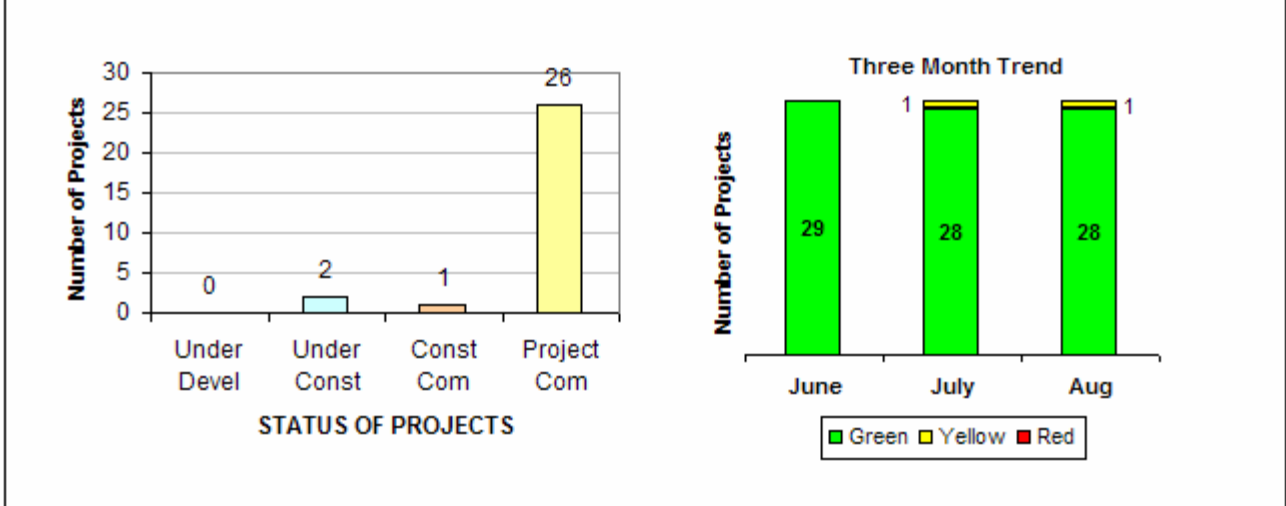


**OTIA I/II Regional Summaries continued:**

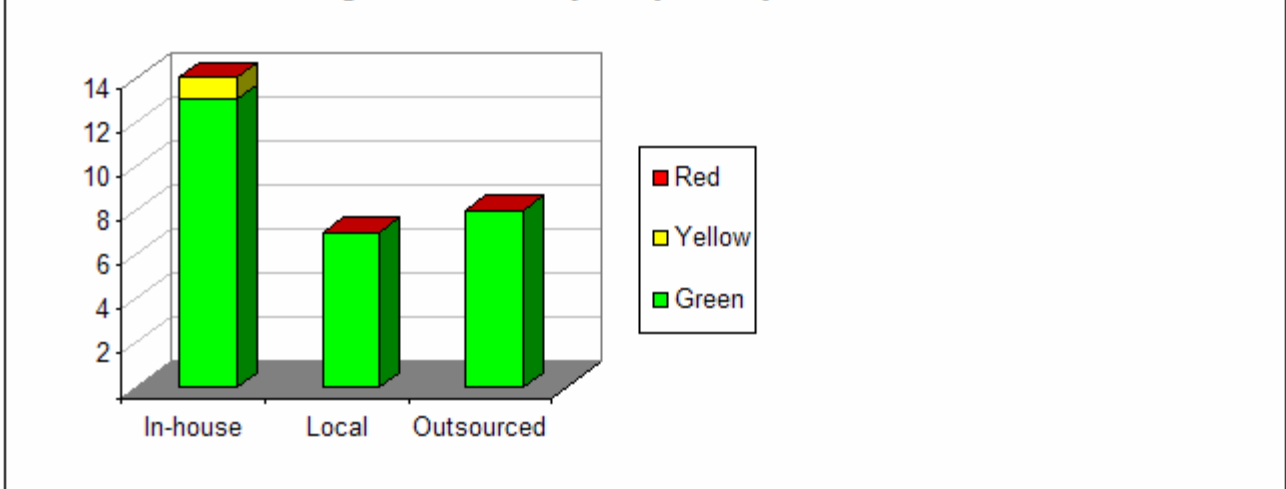
**When will Region 3 OTIA I/II Projects be Open To Traffic?**



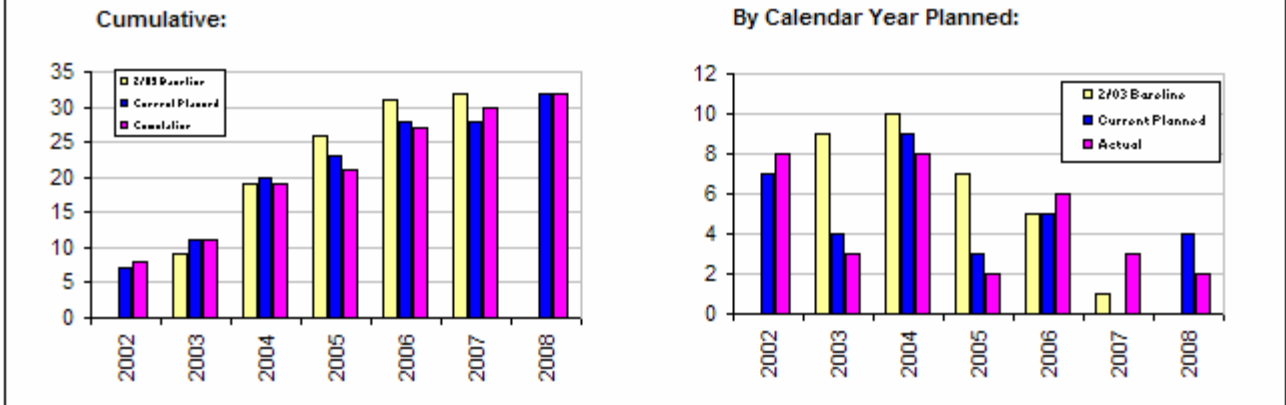
**What is the Status of all Region 3 OTIA I/II Projects?**



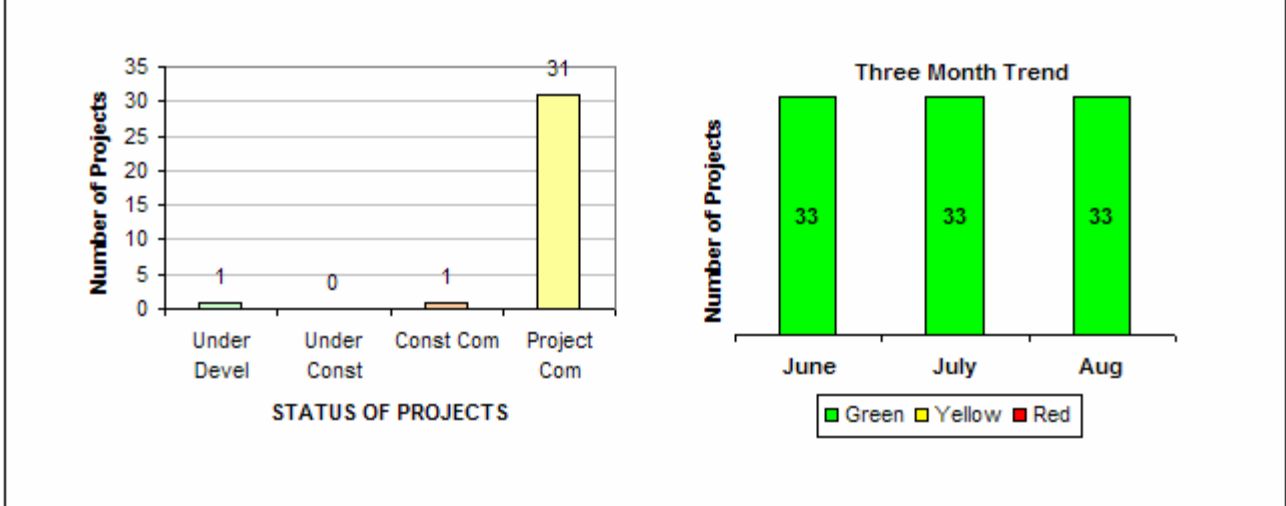
**What is the Status of all Region 3 OTIA I/II Projects by Delivery Method?**



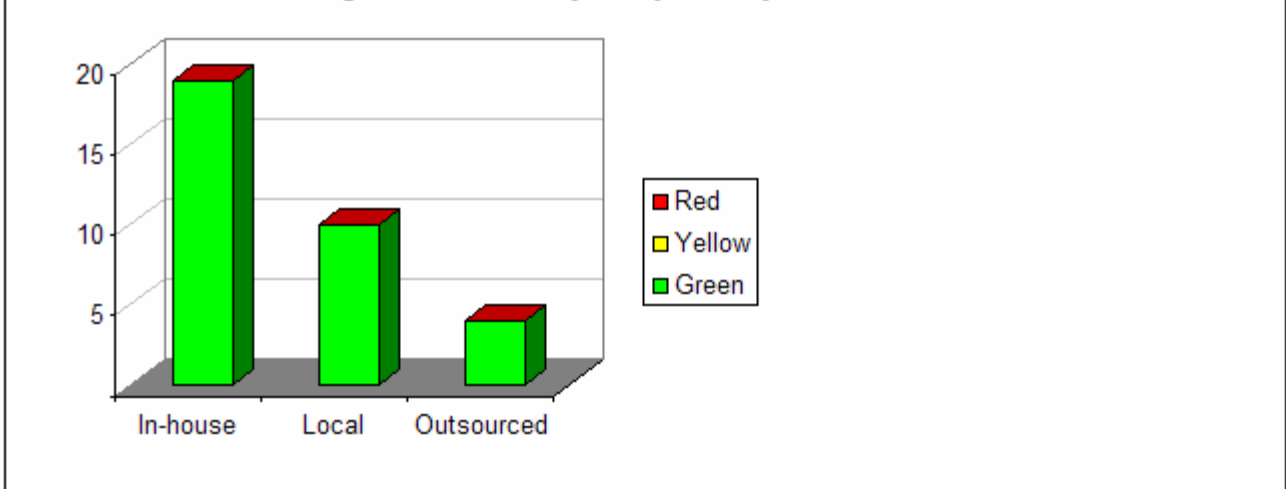
***When will Region 4 OTIA I/II Projects be Open To Traffic?***



***What is the Status of all Region 4 OTIA I/II Projects?***



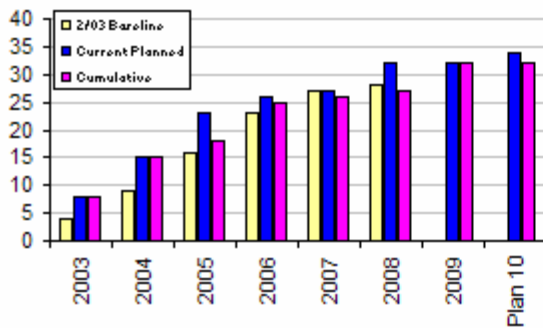
***What is the Status of all Region 4 OTIA I/II Projects by Delivery Method?***



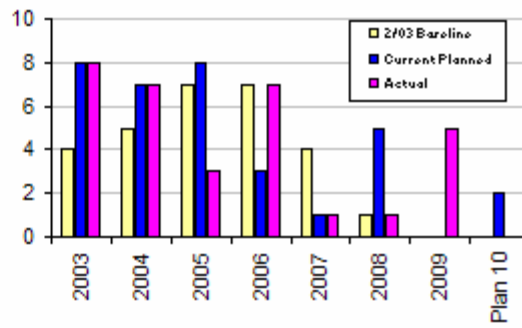
**OTIA I/II Regional Summaries continued:**

**When will Region 5 OTIA I/II Projects be Open To Traffic?**

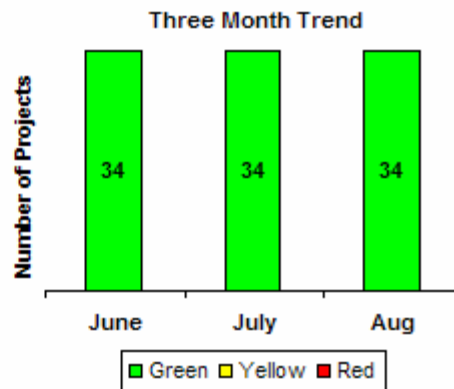
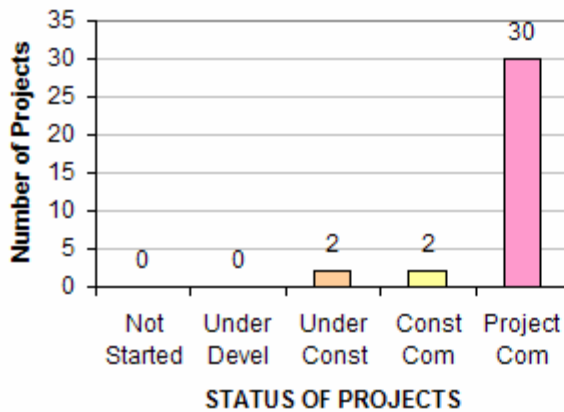
Cumulative:



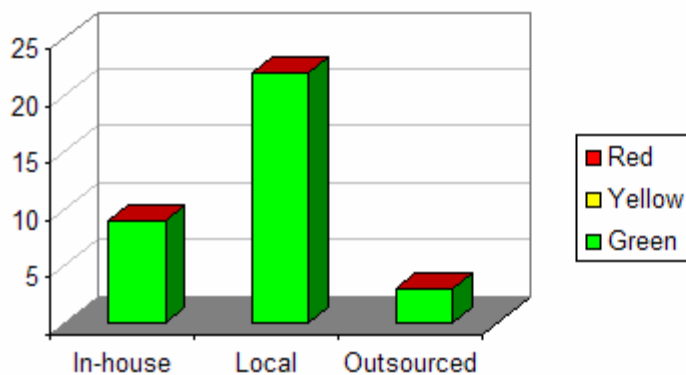
By Calendar Year Planned:



**What is the Status of all Region 5 OTIA I/II Projects?**



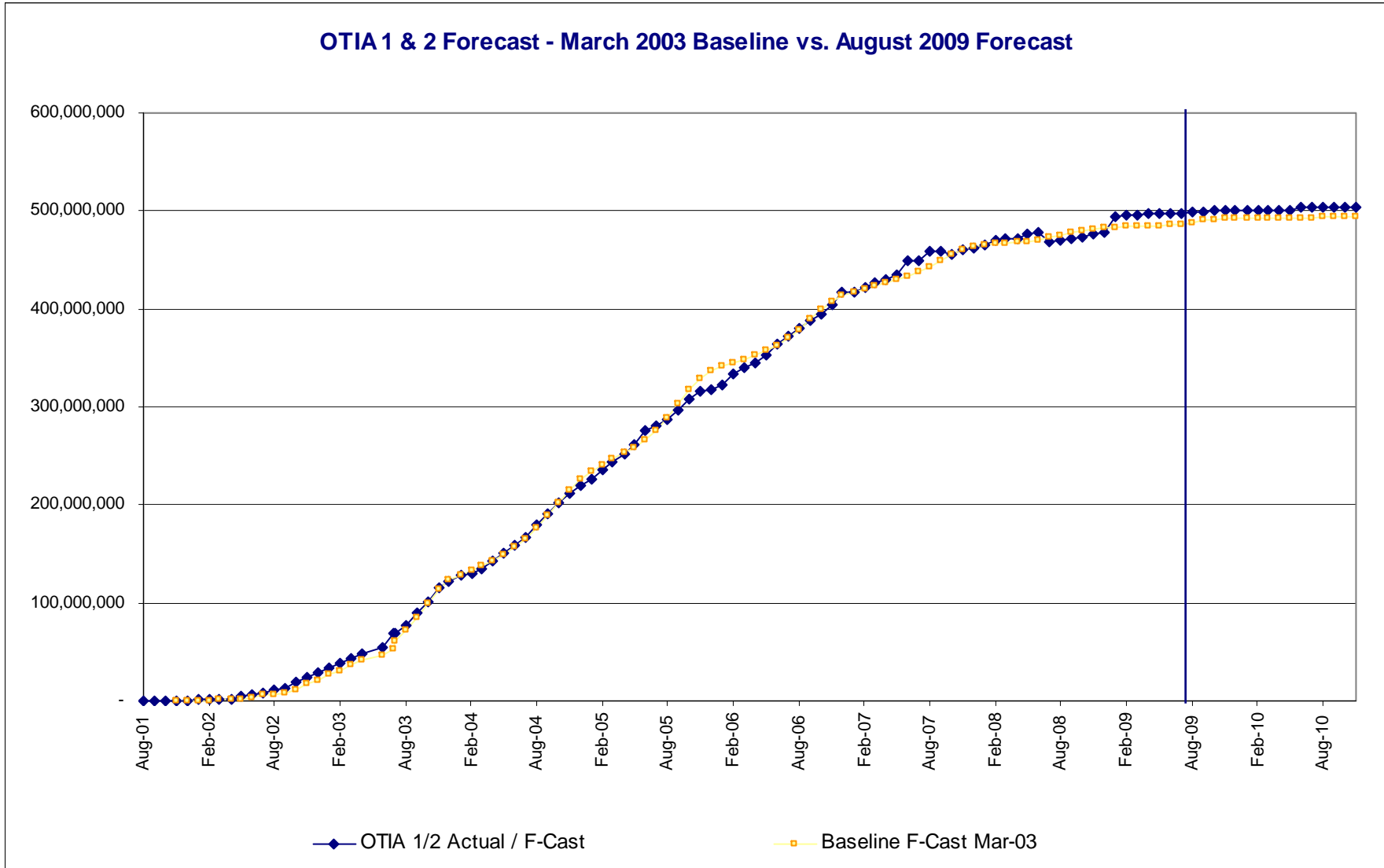
**What is the Status of all Region 5 OTIA I/II Projects by Delivery Method?**



Item: OTIA Monthly Financial Report  
 Staff Contact: Bill Shirley, Highway Finance Office

As of 08/31/09	OTIA I & II	
<b>Interest Earned &amp; Administrative Costs</b>		
Interest Earned		\$8,430,985.00
Scoping Costs	\$ 1,099,158	
Local Project Oversight	\$ 520,557	
Administrative Costs	\$ 3,659,494	
<b>Total Interest Expenditures</b>		<b>\$5,279,209.00</b>
<b>Net Over/Under</b>		<b>\$3,151,776.00</b>
<b>Bond Revenues &amp; Direct Project Costs</b>		
Net Bond Proceeds excluding Interest Earned		\$502,876,056.00
Less: Bond Sale Expense		\$2,299,685.00
Net Revenues to the Fund excluding Interest Earned		\$500,576,371.00
<i>Other income (Reduction of Exp treated as Rev)</i>		\$267,013.00
PE	\$ 51,159,214	
R/W	\$ 41,985,098	
Construction Engineering	\$ 29,756,307	
Construction	\$ 367,150,331	
		<b>\$490,050,950.00</b>
<b>Net Over/Under</b>		<b>\$10,792,434.00</b>
<b>Combined Net Over/Under</b>		<b>\$13,944,210.00</b>
<b>NOTE: Depreciation is excluded in the expenditures reported above.</b>		
Prepared by William Shirley		
9/2/2009		

Item: OTIA I/II Projected Expenditures  
Update Date: 08/31/2009  
Staff Contact: Tessa Jantzi, Cash Flow Analyst

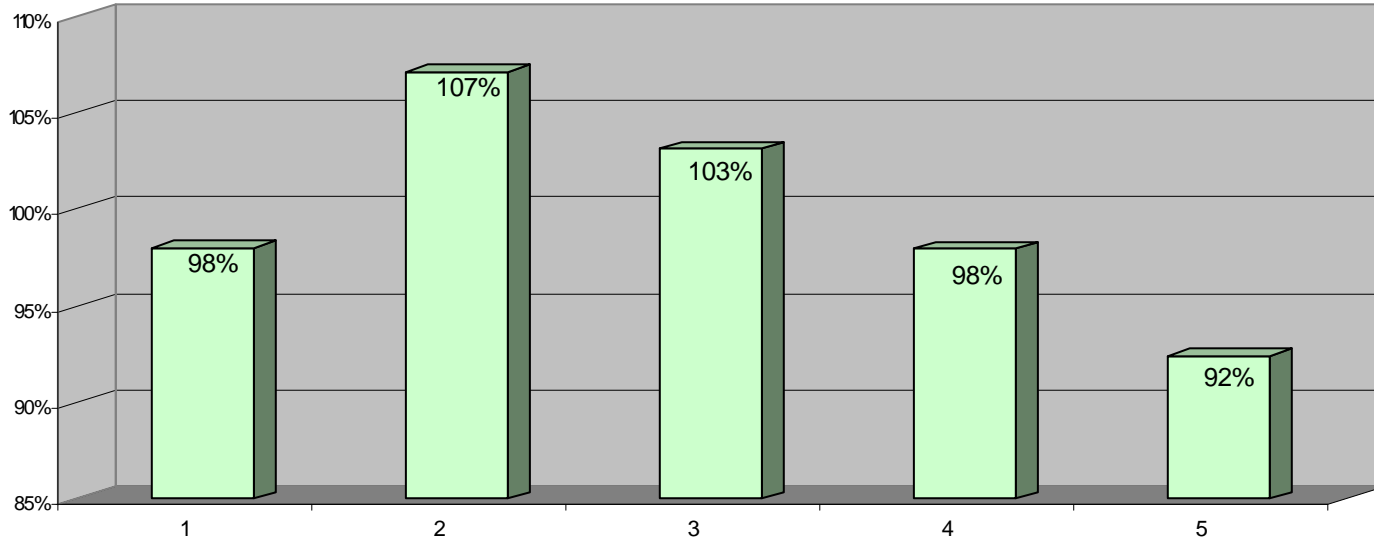


Item: OTIA I/II Regional Equity  
Update Date: 08/31/09  
Staff Contact: Darcy French, OTIA I/II Administrative Manager

---

## Regional Equity

(Comparison of funds return and additional funds allocated)



\* Chart reflects net change per region resulting from all project change requests involving fund movement (either increases or decreases to the original OTIA allocations.) Regions with percentages under 100% have returned more than they have taken out of the Central Fund Balance.

OTIA I/II Steering Committee  
 Monthly Management Report

---

Item: OTIA I/II Red Yellow Report  
 Update Date: 08/31/2009  
 Staff Contact: Darcy French, OTIA I/II Administrative Manager

---

*September 2009 Red and Yellow OTLA I/II Projects*

<i>Key Num</i>	<i>Area Manager</i>	<i>Delivery Method</i>	<i>Project Name</i>	<i>Comments:</i>	<i>Overall Status</i>	<i>Schedule Status</i>	<i>Budget Status</i>
<b>Region 3</b>							
10964	Anderson, Art	In House	I-S: SOUTH MEDFORD INTERCHANGE	09/2009 - Project over current authorization for R/W. More R/W expenditures expected. Region to resolve.	Yellow	Green	Yellow
<b>Count: 1</b>							

## OTIA I/II Steering Committee Monthly Program Report

---

Item: **Administrative Actions Summary**  
Update Date: 08/31/09  
Staff Contact: Darcy French, OTIA I/II Administrative Manager

---

**AGENDA ITEM SUMMARY:** There are often administrative actions taken by the Statewide Project Delivery Manager or the OTIA Administrative Manager on behalf of the OTIA Core Team (OCT) or OTIA Steering Group (OSG).

There were no administrative actions taken during the month of August 2009.