

**- OTIA III Modernization Program Update –
November 2009**

Item:	Page
OTIA III Modernization Monthly Program Report	
A. Monthly Program Report Summary	2
B. Funding Allocation Summary	3
C. Monthly OTC Program Report	4
D. Statewide Summaries	5-6
E. Regional Summaries	7-11
F. Monthly Financial Report	12
G. Projected Expenditures (Cash Flow Forecast)	13
H. Red and Yellow Project Report	14
I. Administrative Action Summary	15

- OTIA III Modernization Program Update – Summary

- Project Delivery Status:
 - ◆ As of 10/31/09, 63 OTIA III projects are being tracked.
 - 8 projects are PE-only or right of way acquisition where the construction funding and work has been moved to other projects.
 - 3 projects have not been started.
 - 2 projects are for OIPP. These track the 3 potential projects being evaluated for OTIA III Public Private Partnership Funding.
 - ◆ The remaining 50 are construction projects.
 - 30% are open to traffic (15 of 50.)
 - 50% are under construction (25 of 50.)
 - 20% are in the design phase (10 of 50.)

- Timely Delivery: As of 10/31/2009, it is estimated that 94% of OTIA III Modernization construction projects will be Open To Traffic by the end of the calendar year 2012. The goal is 80%.

- Timely Expenditures: As of 10/31/2009, it is estimated that 93% of OTIA III Modernization Funds will be spent by the end of calendar year 2012. The goal is 95%.

- Expenditures to Date: Total expenditures increased \$16 million during the month of October bringing the total spent to date to \$220.2 million. We anticipate we will spend \$17.3 million during the month of November.

- Timely Bond Expenditure: First Bond Issuance - \$100 Million – Full expenditure of the bond proceeds was met in March 2008.

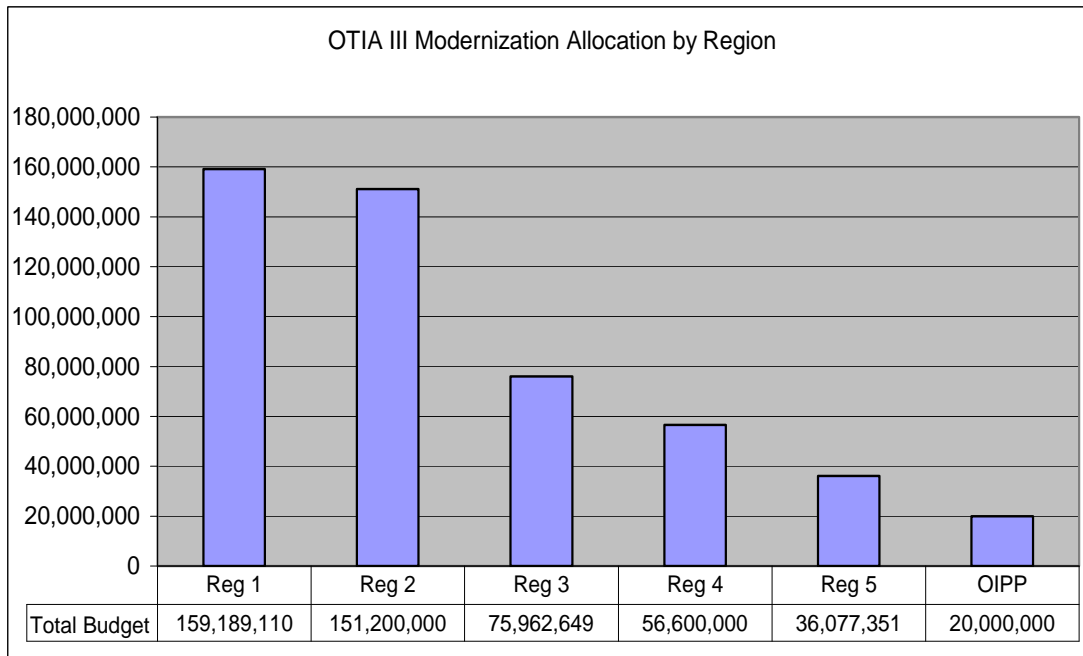
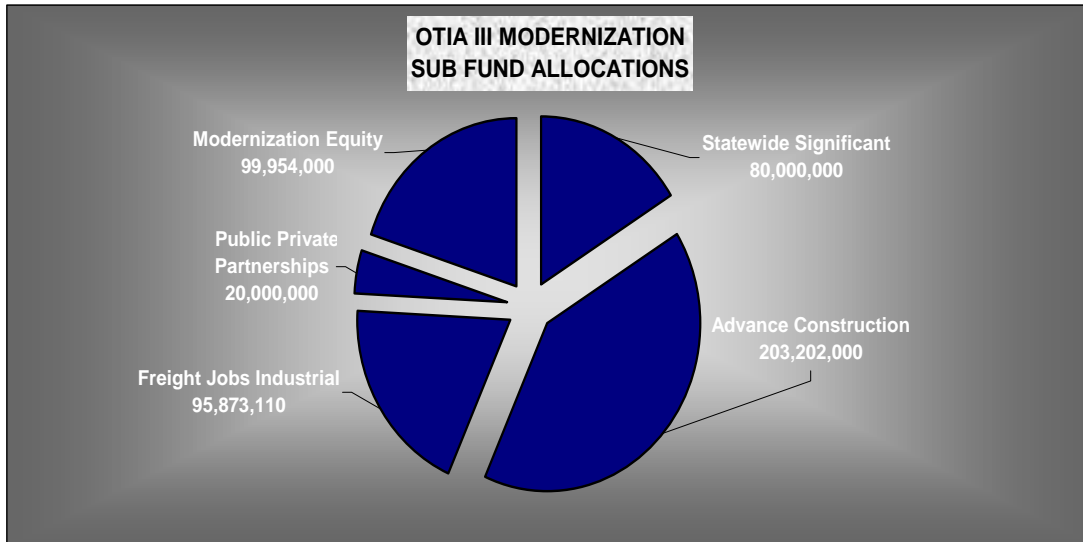
- Interest Income Expenditures: No interest expenditures incurred to date.

- OTIA Funds Balance Report: The current total fund balance is \$ 4,126,890.

- Average GYR: The average Green/Yellow/Red percentage as of 10/31/09 is 98.4% Green, 0% Yellow and 1.6% Red. Cumulative Green/Yellow/Red for the last 12 months of reporting is 89.9%/ .8% / 9.4%.

Item: OTIA Statewide Summaries as of 10/31/2009

Staff Contact: Darcy French, OTIA I II III Modernization Administrative Manager



	Statewide Significant	Advance Construction	Freight Jobs Industrial	Public Private Partnerships	Modernization Equity	Total Budget
Region 1	35,000,000	58,802,000	42,433,110	-	22,954,000	159,189,110
Region 2	22,000,000	91,400,000	8,600,000	-	29,200,000	151,200,000
Region 3	23,000,000	17,000,000	5,762,649	-	30,200,000	75,962,649
Region 4	-	36,000,000	10,600,000	-	10,000,000	56,600,000
Region 5	-	-	28,477,351	-	7,600,000	36,077,351
OIPP	-	-	-	20,000,000	-	20,000,000
Total	80,000,000	203,202,000	95,873,110	20,000,000	99,954,000	499,029,110

Item: OTIA III Modernization Actual Expenditures
 Update Date: 10/31/2009
 Staff Contact: Darcy French, OTIA I II III Mod Staff Team Member



OTC Summary of OTIA III Modernization Program (Period ending: October 31, 2009)

Data Sources: TEAMS, PCS, OTIA Baseline

STATE OTIA III Modernization Projects

Summary of Construction:

	Project Count	Project Expenses
Projects remaining to begin design:	0	\$ -
Projects in design:	9	\$ 3,870,899
Projects in construction:	16	\$ 128,163,616
Projects completed:	10	\$ 45,257,419
Total Construction Projects:	35	\$ 177,291,934

Summary Non-Construction:

	Project Count	Project Expenses
Projects for design work only:	5	\$ 10,705,785
Projects for right of way only:	3	\$ 3,067,158
Total Non-Construction Projects:	8	\$ 13,772,943

Grand Total State OTIA III Mod Projects:	43	\$ 191,064,877
---	-----------	-----------------------

LOCAL OTIA III Modernization Projects

Summary of Construction:

	Project Count	Project Expenses
Projects remaining to begin design:	3	\$ -
Projects in design:	1	\$ 214,442
Projects in construction:	9	\$ 10,606,759
Projects completed:	5	\$ 18,026,289
Total Construction Projects:	18	\$ 28,847,490

Summary Non-Construction:

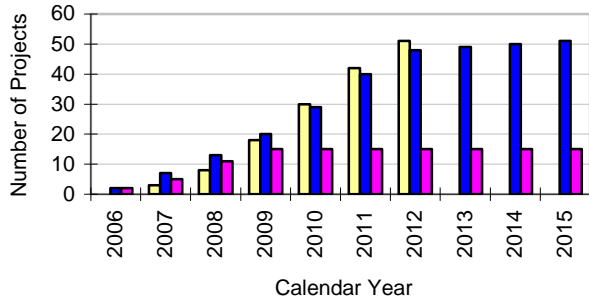
	Project Count	Project Expenses
Projects for design work only:	2	\$ 42,832
Projects for right of way only:	0	\$ -
Total Non-Construction Projects:	2	\$ 42,832

Grand Total Local OTIA III Mod Projects:	20	\$ 28,890,322
---	-----------	----------------------

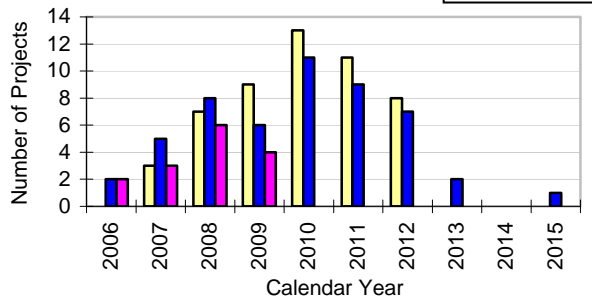
Grand Total State & Local OTIA III Mod:	63	\$ 219,955,199
--	-----------	-----------------------

When will OTIA III Modernization Projects be Open To Traffic?

Cumulative:

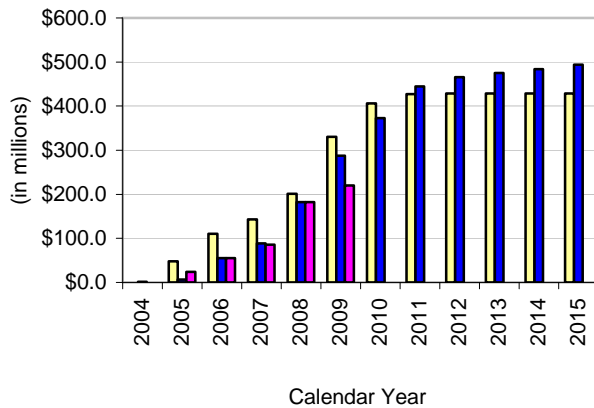


By Calendar Year Planned:

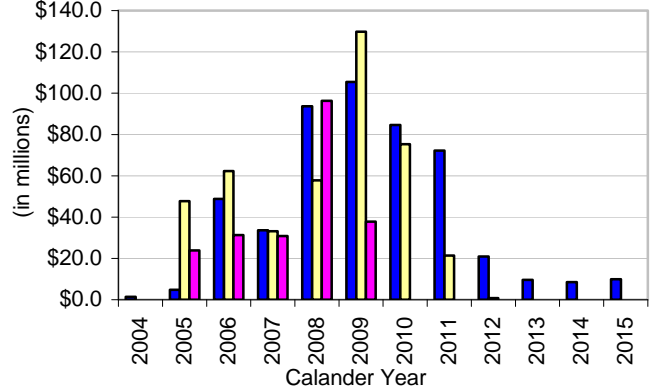


When will OTIA III Modernization Dollars be Spent?

Cumulative:

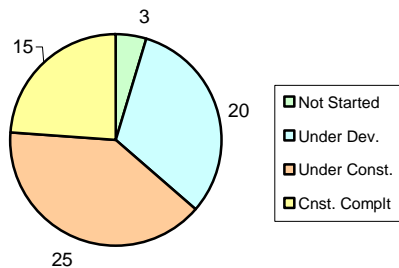


By Calendar Year Planned:

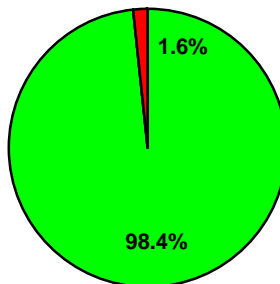


Status of all OTIA III Modernization Projects?

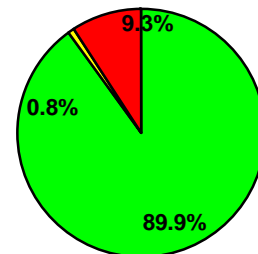
Status of all Projects Statewide *



Green/Yellow/Red

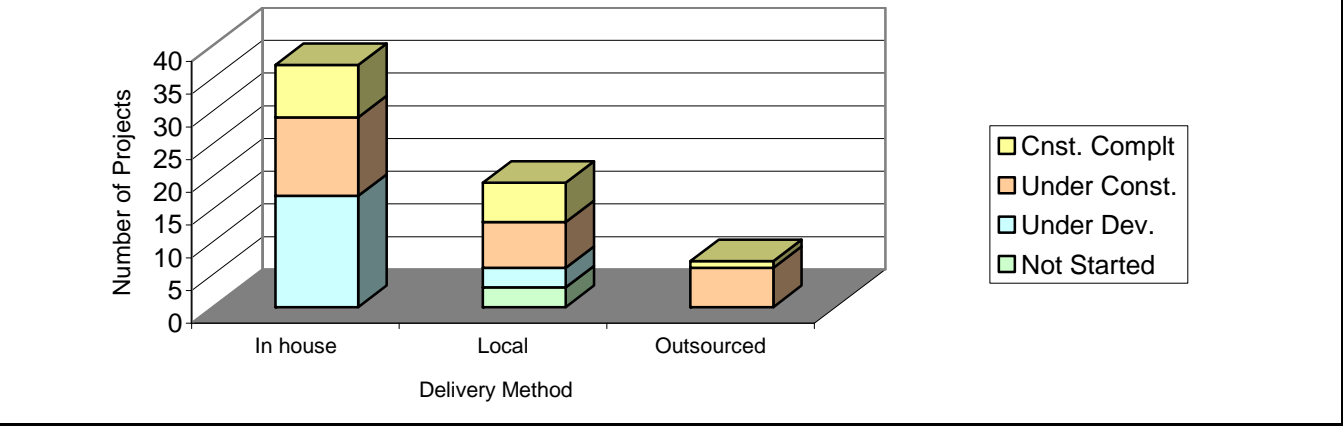


Cumulative Statewide GYR

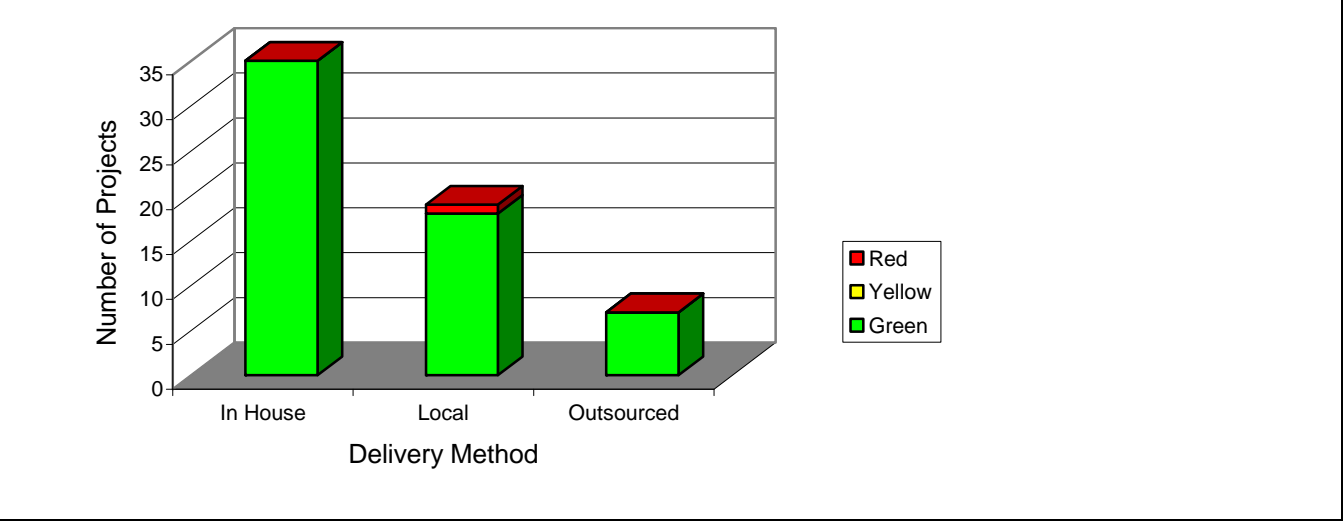


Item: OTIA Statewide Summaries as of 10/31/2009
 Staff Contact: Darcy French, OTIA I II III Modernization Administrative Manager

What is the Status of all OTIA III Modernization Projects by Delivery Method?



What is the Status of all OTIA III Modernization Projects by Delivery Method?

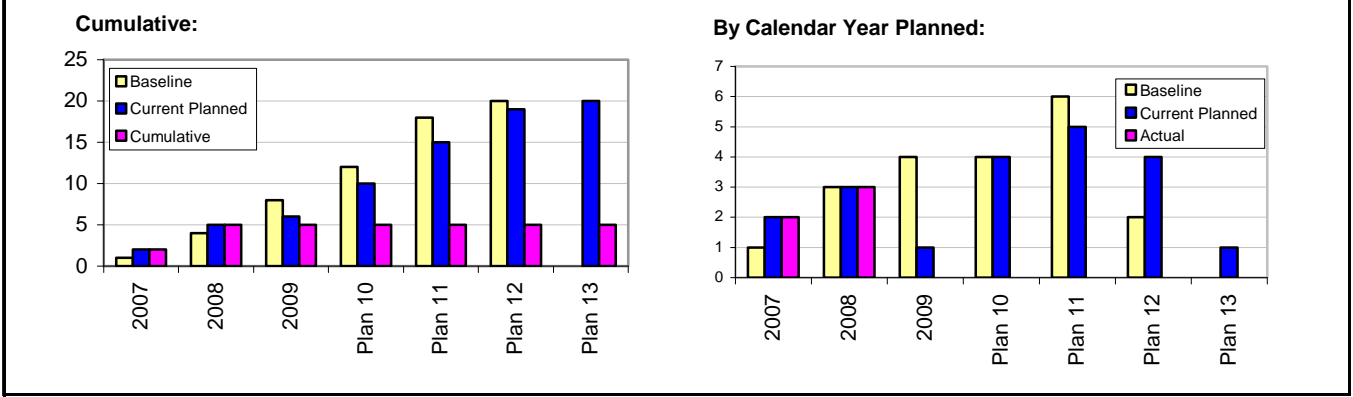


DELIVERY TO BID LET AND TO PROJECT COMPLETION STATISTICS PENDING

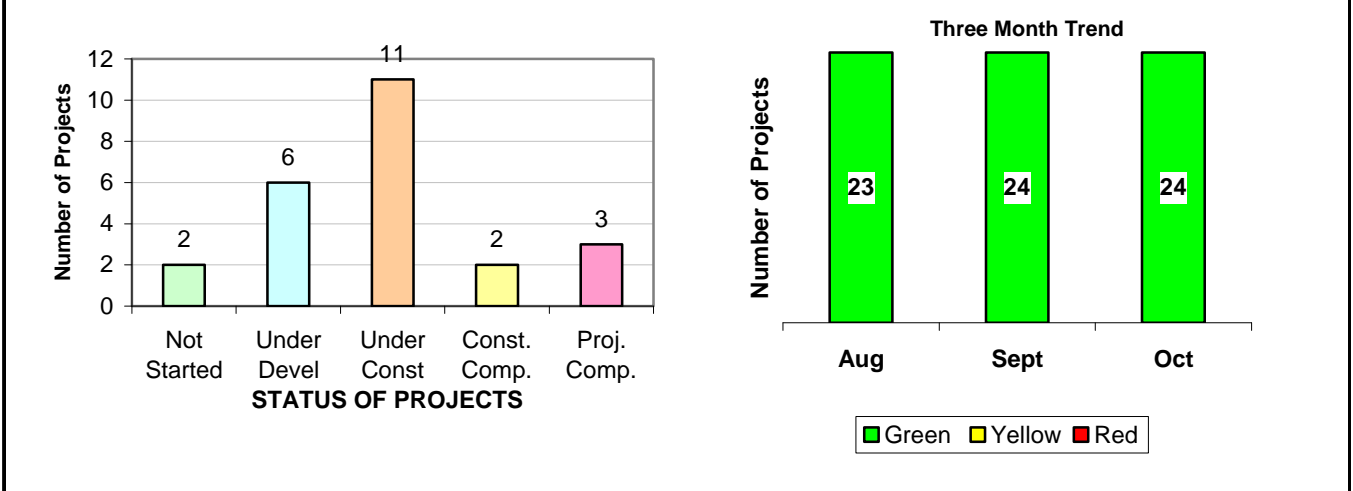
OTIA I II III Modernization Steering Committee
 Monthly Management Report

Item: OTIA Statewide Summaries as of 10/31/2009
 Staff Contact: Darcy French, OTIA I II III Modernization Administrative Manager

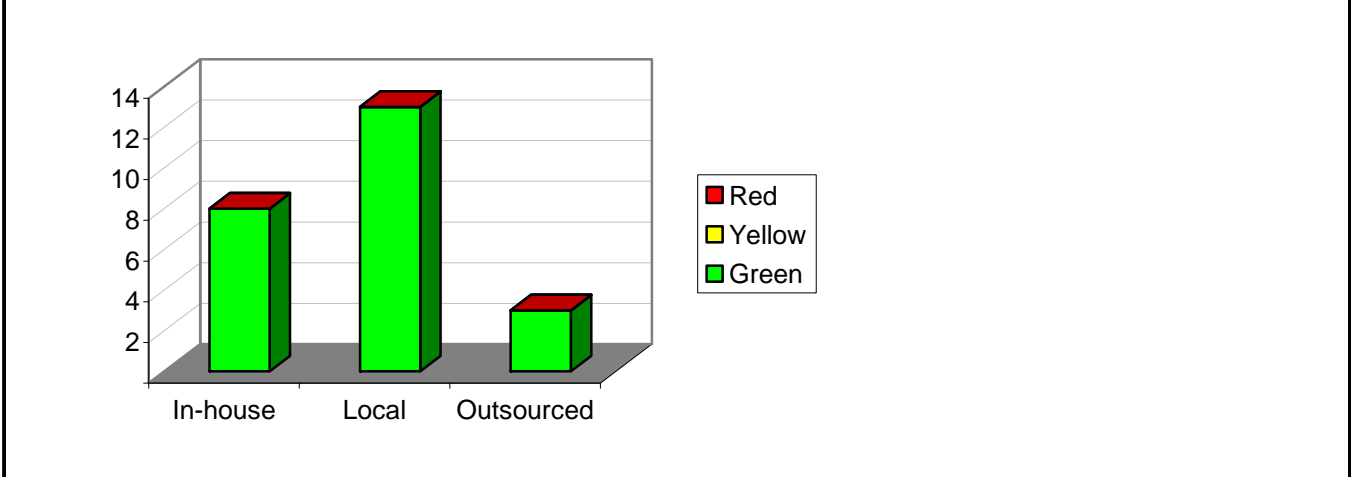
When will Region 1 OTIA III Modernization Projects be Open To Traffic?



What is the Status of all Region 1 OTIA III Modernization Projects?

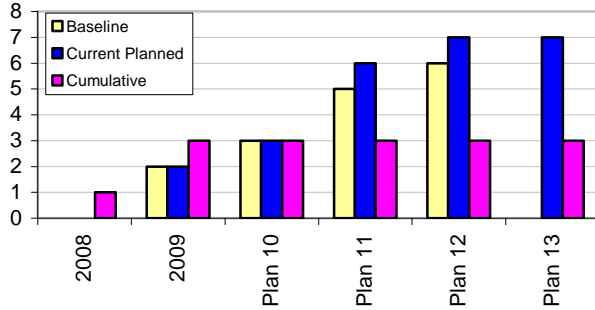


What is the Status of all Region 1 OTIA III Modernization Projects by Delivery Method?

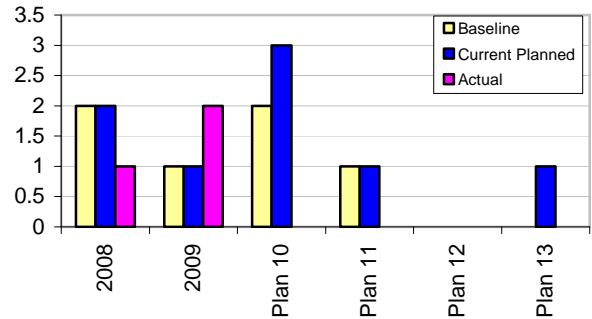


When will Region 2 OTIA III Modernization Projects be Open To Traffic?

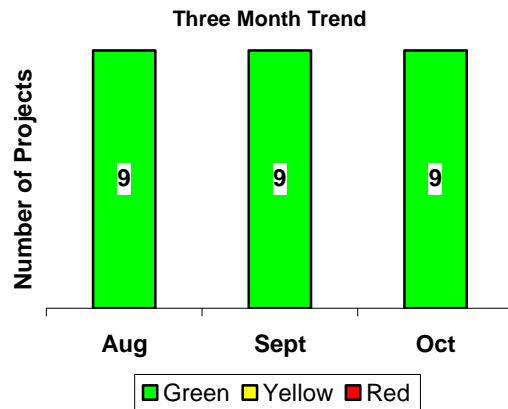
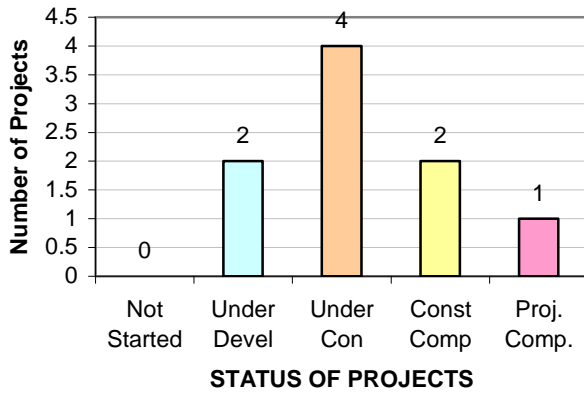
Cumulative:



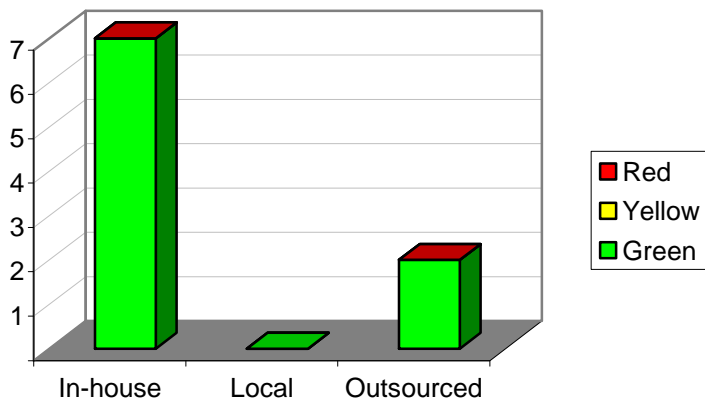
By Calendar Year Planned:



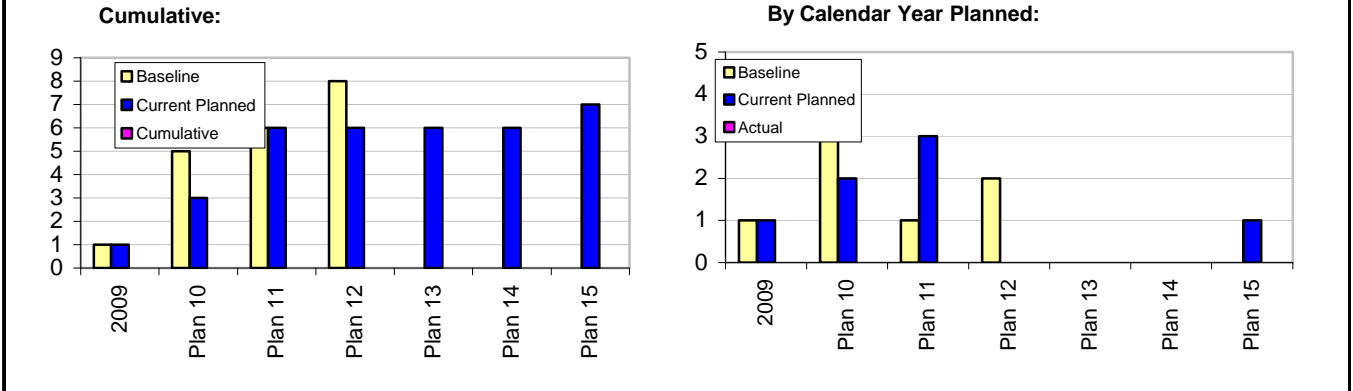
What is the Status of all Region 2 OTIA III Modernization Projects?



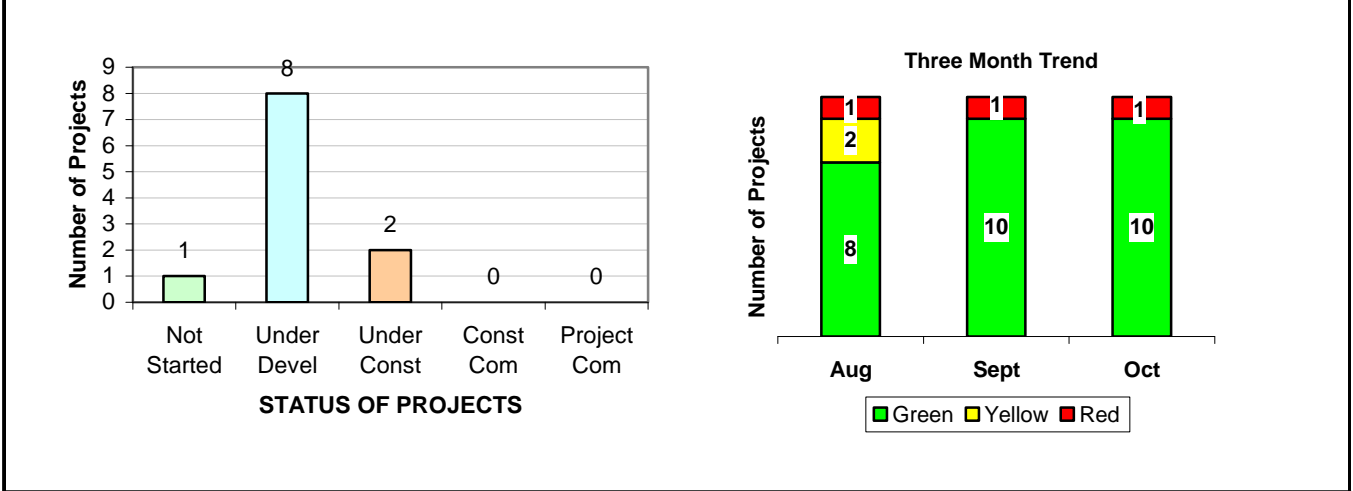
What is the Status of all Region 2 OTIA III Modernization Projects by Delivery Method?



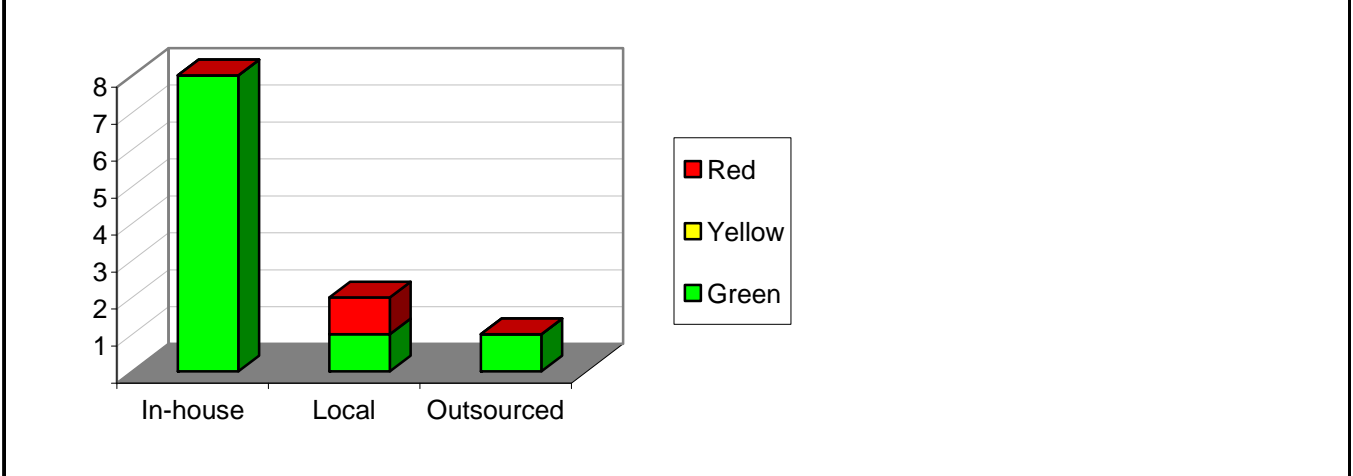
When will Region 3 OTIA III Modernization Projects be Open To Traffic?



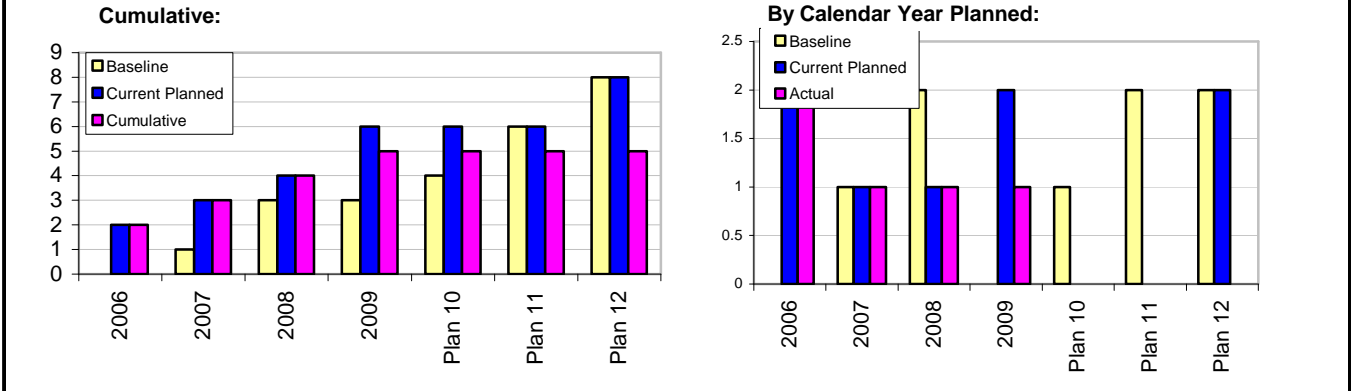
What is the Status of all Region 3 OTIA III Modernization Projects?



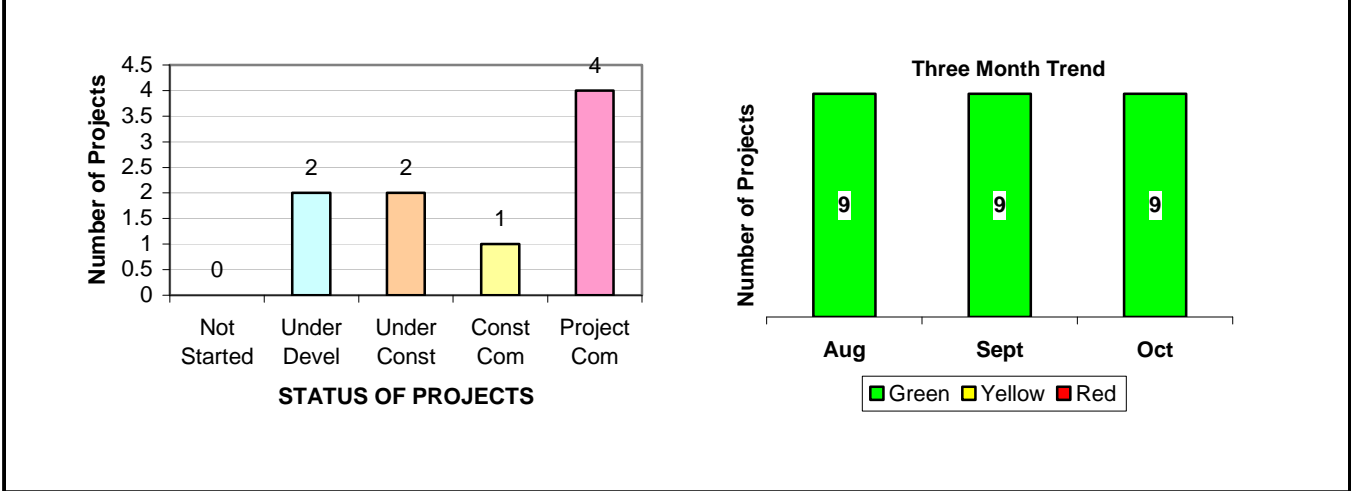
What is the Status of all Region 3 OTIA III Modernization Projects by Delivery Method?



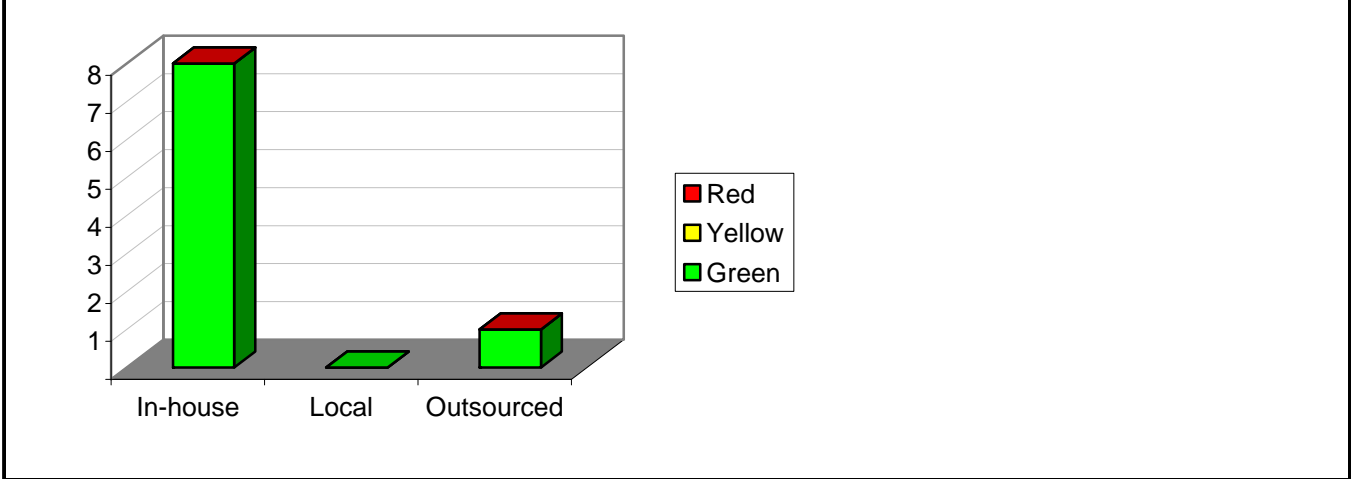
When will Region 4 OTIA III Modernization Projects be Open To Traffic?



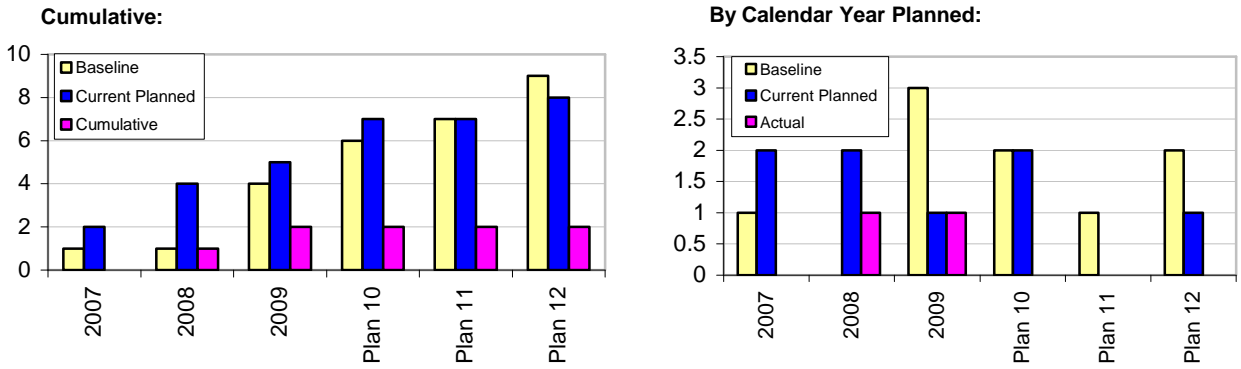
What is the Status of all Region 4 OTIA III Modernization Projects?



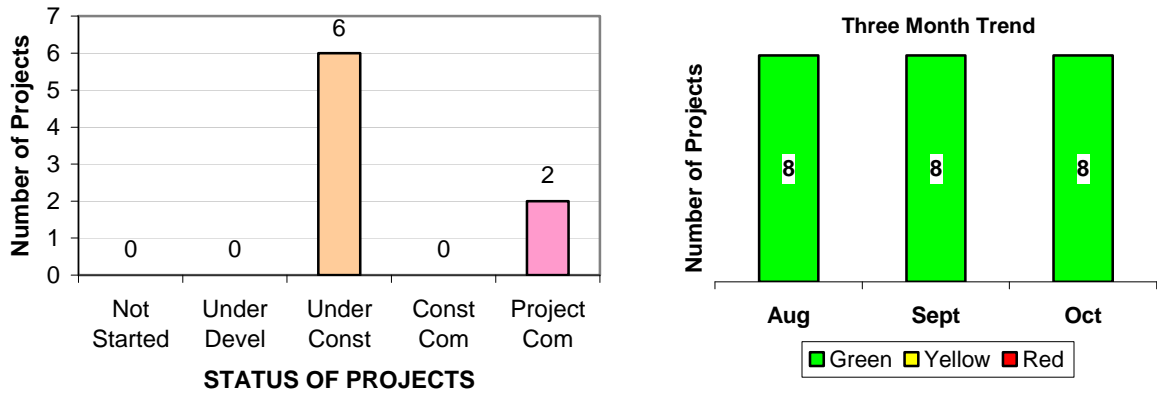
What is the Status of all Region 4 OTIA III Modernization Projects by Delivery Method?



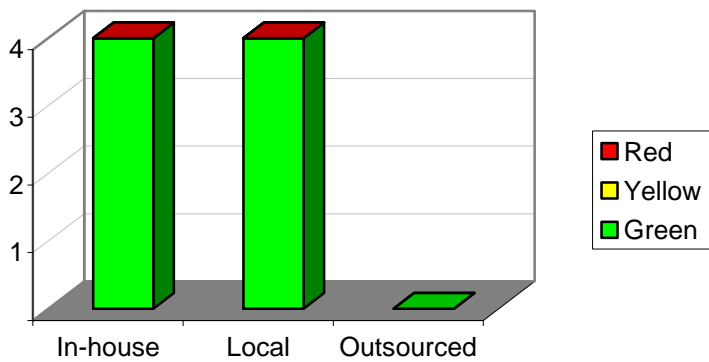
When will Region 5 OTIA III Modernization Projects be Open To Traffic?



What is the Status of all Region 5 OTIA III Modernization Projects?



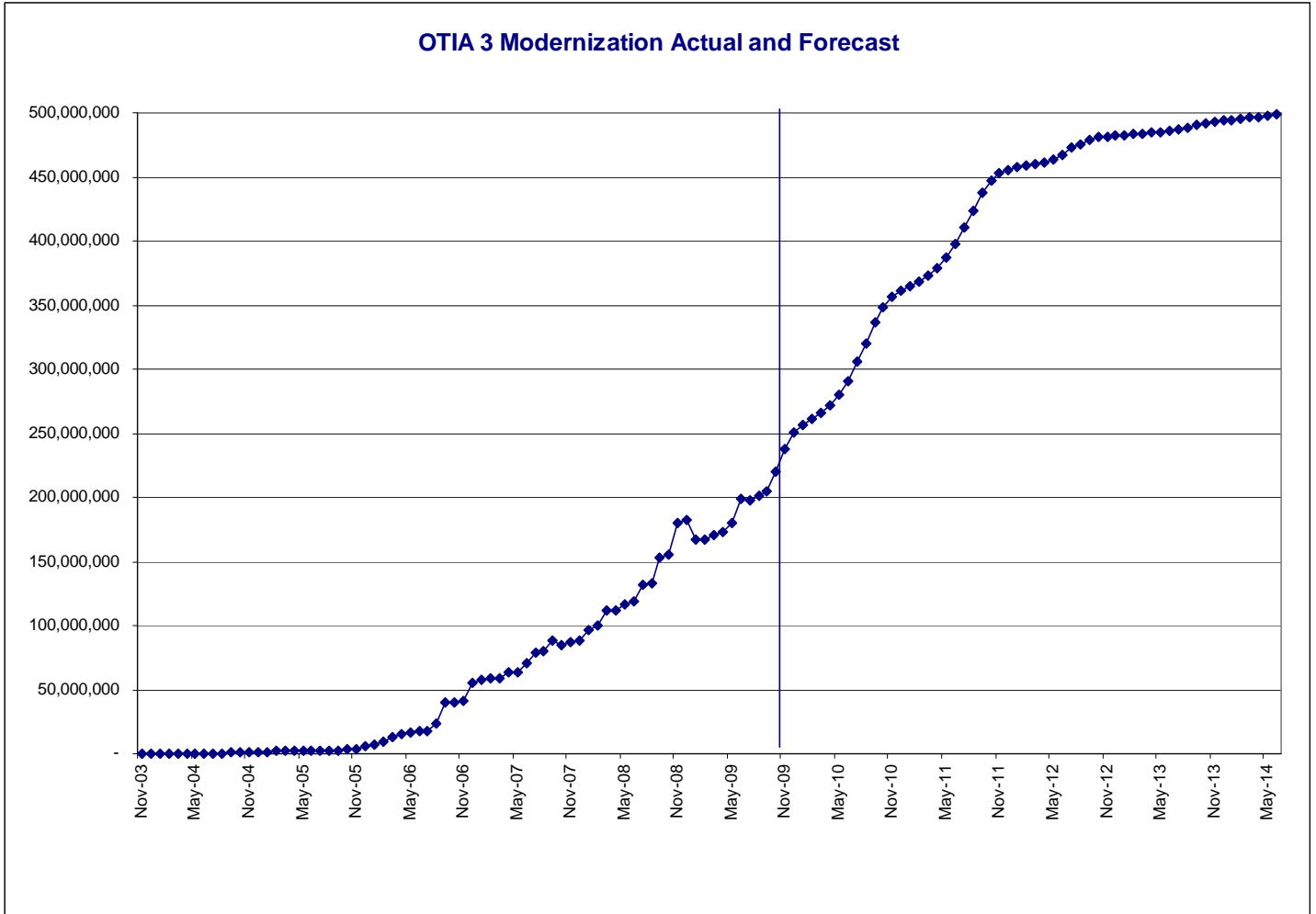
What is the Status of all Region 5 OTIA III Modernization Projects by Delivery Method?



Item: OTIA Monthly Financial Report
 Update Date: 10/31/2009
 Staff Contact: Bill Shirley, Highway Finance Office

As of 10/31/2009	OTIA III Modernization	
Interest Earned & Administrative Costs		
Interest Earned		-
Scoping Costs	\$0.00	
Local Project Oversight	\$0.00	
Administrative Costs	\$0.00	
Total Interest Expenditures		-
Net Over/Under		-
Bond Revenues & Direct Project Costs		
Net Bond Proceeds excluding Interest Earned		101,382,589
Less: Bond Sale Expense		6,034
Net Revenues to the Fund excluding Interest Earned		101,376,555
<i>Other income (Reduction of Exp treated as Rev)</i>		-
Scoping	\$ 3,231,128	
PE	\$ 25,370,764	
R/W	\$ 22,208,011	
Construction Engineering	\$ 12,809,018	
Construction	\$ 156,588,405	
		220,207,326
Net Over/Under		(118,830,771)
NOTE: Depreciation is excluded in the expenditures reported above.		
Prepared by Bill Shirley 11/3/2009		

Item: OTIA III Modernization Projected Expenditures
Update Date: 10/31/2009
Staff Contact: Tessa Jantzi, Cash Flow Analyst



Item: OTIA III Modernization Red Yellow Report
 Update Date: 10/31/2009
 Staff Contact: Darcy French, OTIA I II III Mod Administrative Manager

November 2009 Red and Yellow OTIA I/II and III Mod Projects

<i>Key Num</i>	<i>Area Manager</i>	<i>Delivery Method</i>	<i>Project Name</i>	<i>Comments:</i>	<i>Overall Status</i>	<i>Schedule Status</i>	<i>Budget Status</i>
Region 3							
14018	Usaelman, Mark	Local Agency	TRANSPACIFIC PARKWAY (N BAY MARINE IND PARK)	11/2009 - The Port estimates bid in the Spring 2010. Region working with engineering firm and the Port regarding schedule. The revised schedule will be updated at that point.	Red	Red	Green
Count: 1							

OTIA I II III Modernization Steering Committee

Monthly Program Report

Item: **Administrative Actions Summary**
 Update Date: October 31, 2009
 Staff Contact: Darcy French, OTIA I II III Modernization Administrative Manager

AGENDA ITEM SUMMARY: There are often administrative actions taken by the Statewide Project Delivery Manager or the OTIA Administrative Manager on behalf of the OTIA Core Team (OCT) or OTIA Steering Group (OSG). The following is a list of administrative action items that were taken during the month of October.

Project	OTIA Modernization Fund Type	Change in Funding Allocation	Action
OR217 Sunset Hwy Tualatin Valley Hwy-Key 06025	Advance Construct	(378,000)	Administrative unallocation at bid let. Reduced OTIA Allocation \$378,000 on OR217 Sunset Hwy Tualatin Valley Hwy and increased OTIA Fund Balance for the Advance Construct Fund Type.
US30 Havlik Drive Int/Havlik Drive Extension Section - Key13976	Region 1 Modernization Equity	(46,000)	Administrative unallocation at bid let. Reduced OTIA Allocation \$46,000 on US30 Havlik Drive Int/Havlik Drive Extension Section and increase OTIA Fund Balance for Region 1 Modernization Equity Fund Type.
47th & Alderwood Signal Project - Key 13988	Freight/Jobs/Industrial Access	(1,372,000)	Administrative unallocation at bid let. Reduced OTIA Allocation \$1,372,000 on 47th & Alderwood Signal Project and increased OTIA Fund Balance for Freight/Jobs/Industrial Access Fund Type.
N Leadbetter Extension Overcrossing - Key 13990	Freight/Jobs/Industrial Access	(2,263,000)	Administrative unallocation at bid let. Reduced OTIA Allocation \$2,263,000 on N Leadbetter Extension Overcrossing and increased OTIA Fund Balance for Freight/Jobs/Industrial Access Fund Type.
N Going Street Bridge Rehabilitation - Key 13991	Freight/Jobs/Industrial Access	(491,890)	Administrative unallocation at bid let. Reduced OTIA Allocation \$491,890 on N Going Street Bridge Rehabilitation and increased OTIA Fund Balance for Freight/Jobs/Industrial Access Fund Type.
US20 Pioneer Mountain Eddyville - Key 13225	Advance Construct	(4,600,000)	OSG Approved funding shift between Pioneer Mountain Eddyville and I5 Victory Blvd to Lombard Section. Moved \$4,600,000 OTIA Advance Construct Funds from Pioneer Mountain Eddyville to Victory Blvd to Lombard Section. No change in OTIA Fund Balance.
I5 Victory Blvd to Lombard Section - Key 12076	Advance Construct	4,600,000	OSG Approved funding shift between Pioneer Mountain Eddyville and I5 Victory Blvd to Lombard Section. Moved \$4,600,000 OTIA Advance Construct Funds from Pioneer Mountain Eddyville to Victory Blvd to Lombard Section. No change in OTIA Fund Balance.