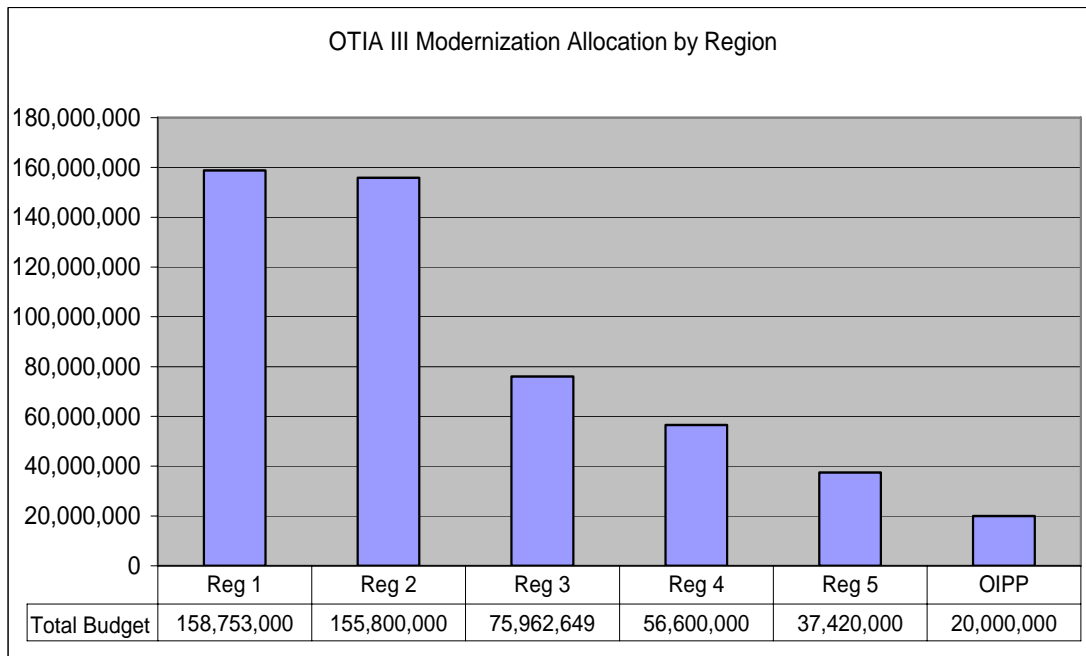
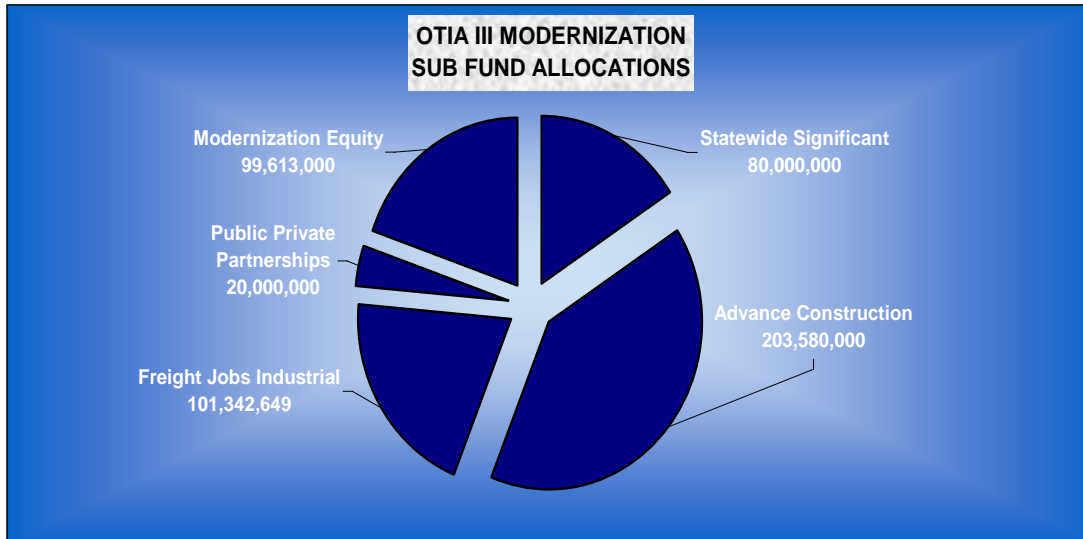


**- OTIA III Modernization Program Update –
October 2007**

Item:	Page
OTIA III Modernization Monthly Program Report	
A. Monthly Program Report Summary	2
B. Funding Allocation Summary	3
C. Monthly OTC Program Report	4
D. Statewide Summaries	5-6
E. Regional Summaries	7-11
F. Monthly Financial Report	12
G. Projected Expenditures (Cash Flow Forecast)	13
H. Red and Yellow Project Report	14
I. Administrative Action Summary	15

- OTIA III Modernization Program Update – Summary

- Project Delivery Status:
 - ◆ As of 10/1/07, 58 OTIA III projects are being tracked.
 - 5 projects are PE-only or right of way acquisition where the construction funding and work has been moved to other projects.
 - 11 projects have not been started.
 - 2 projects are for OIPP. These track the 3 potential projects being evaluated for OTIA III Public Private Partnership Funding.
 - ◆ The remaining 40 are construction projects.
 - 9 % are open to traffic (4 of 40.)
 - 28% are under construction (11 of 40.)
 - 63% are in the design phase (25 of 40.)
- ***Timely Delivery: The program goal for timely delivery of OTIA III Modernization Projects is 80% of the projects open to traffic by the Calendar Year indicated at the time of project baselining. Most of the OTIA III Modernization Projects have been baselined for schedule. After all projects are baselined, the dates will be measured and reported.***
- ***Timely Expenditures: The program goal for timely expenditures of OTIA III Modernization Projects is 95% of the funds spent by the last Calendar Year indicated at the time of baselining. Most of the OTIA III Modernization Projects have been baselined. After all projects are baselined, the program delivery date will be established. At this time, the program delivery goal is 2012.***
- Expenditures to Date: An additional \$8.5 Million was spent during the month of September bringing the total spent to date to \$82.7 million. We anticipate we will spend \$8.6 million during the month of October.
- Timely Bond Expenditure: No bonds have been issued and no bond expenditures incurred to date.
- Interest Income Expenditures: No bonds have been issued and no interest expenditures incurred to date.
- OTIA Funds Balance Report: The current total fund balance is \$ - 4,535,649.
- Average GYR: The average Green/Yellow/Red percentage as of 10/1/07 is 91% Green, 2% Yellow and 7% Red. Cumulative Green/Yellow/Red for the last 12 months of reporting is 91%/ 5% / 4%.



	Statewide Significant	Advance Construction	Freight Jobs Industrial	Public Private Partnerships	Modernization Equity	Total Budget
Region 1	20,000,000	54,580,000	46,560,000	-	37,613,000	158,753,000
Region 2	22,000,000	96,000,000	8,600,000	-	29,200,000	155,800,000
Region 3	38,000,000	17,000,000	5,762,649	-	15,200,000	75,962,649
Region 4	-	36,000,000	10,600,000	-	10,000,000	56,600,000
Region 5	-	-	29,820,000	-	7,600,000	37,420,000
OIPP	-	-	-	20,000,000	-	20,000,000
Total	80,000,000	203,580,000	101,342,649	20,000,000	99,613,000	504,535,649

Item: OTIA III Modernization Actual Expenditures
 Update Date: 10/01/2007
 Staff Contact: Darcy French, OTIA I II III Mod Staff Team Member



OTC Summary of OTIA III Modernization Program (Period ending: September 30, 2007)

Data Sources: TEAMS, PCS, OTIA Baseline

STATE OTIA III Modernization Projects

Summary of Construction:

	Project Count	Project Expenses
Projects remaining to begin design:	5	\$ -
Projects in design:	16	\$ 1,977,750
Projects in construction:	7	\$ 59,106,267
Projects completed:	3	\$ 9,056,848
Total Construction Projects:	31	\$ 70,140,865

Summary Non-Construction:

	Project Count	Project Expenses
Projects for design work only:	5	\$ 2,875,699
Projects for right of way only:	1	\$ 516,581
Total Non-Construction Projects:	6	\$ 3,392,280

Grand Total State OTIA III Mod Projects:	37	\$ 73,533,145
---	-----------	----------------------

LOCAL OTIA III Modernization Projects

Summary of Construction:

	Project Count	Project Expenses
Projects remaining to begin design:	6	\$ -
Projects in design:	9	\$ 1,940,184
Projects in construction:	4	\$ 6,230,954
Projects completed:	1	\$ 1,031,000
Total Construction Projects:	20	\$ 9,202,138

Summary Non-Construction:

	Project Count	Project Expenses
Projects for design work only:	1	\$ -
Projects for right of way only:	0	\$ -
Total Non-Construction Projects:	1	\$ -

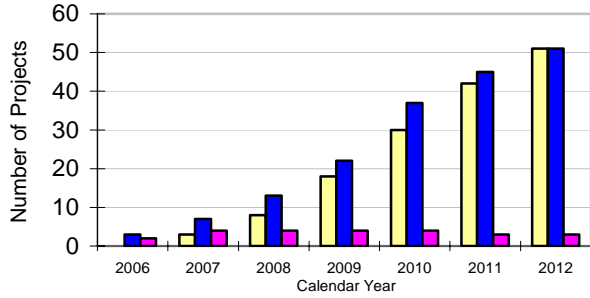
Grand Total Local OTIA III Mod Projects:	21	\$ 9,202,138
---	-----------	---------------------

Grand Total State & Local OTIA III Mod:	58	\$ 82,735,283
--	-----------	----------------------

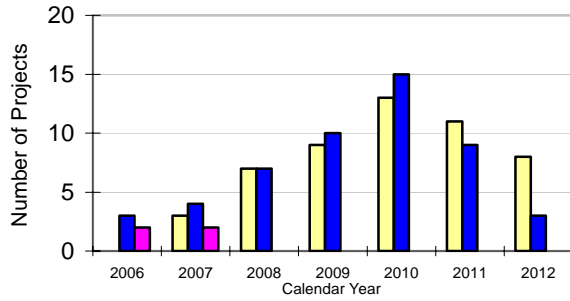
Item: OTIA Statewide Summaries as of 09/30/2007
 Staff Contact: Darcy French, OTIA I II III Modernization Administrative Manager

When will OTIA III Modernization Projects be Open To Traffic?

Cumulative:

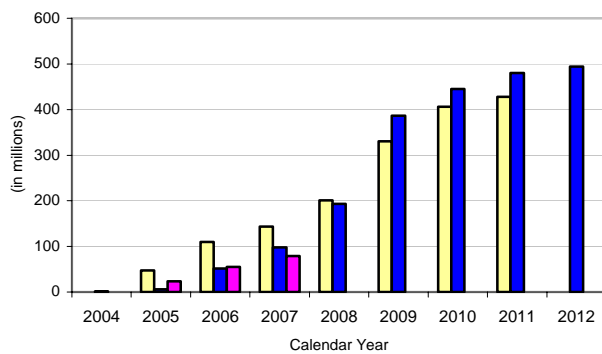


By Calendar Year Planned:

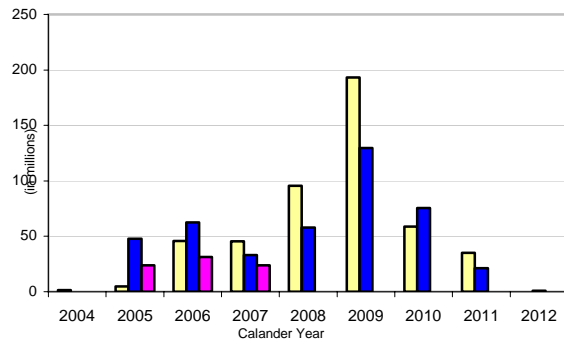


When will OTIA III Modernization Dollars be Spent?

Cumulative:

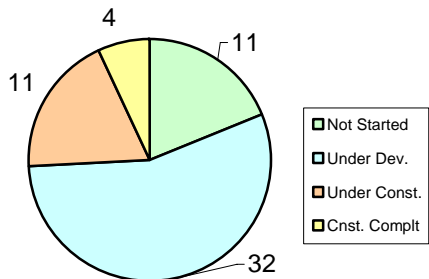


By Calendar Year Planned:

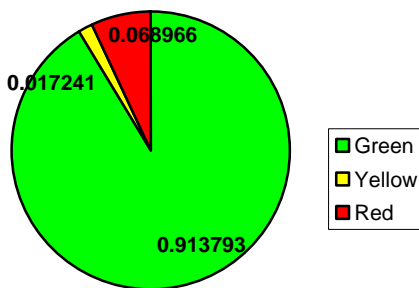


Status of all OTIA III Modernization Projects?

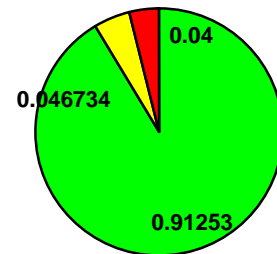
Status of all Projects Statewide



Green/Yellow/Red

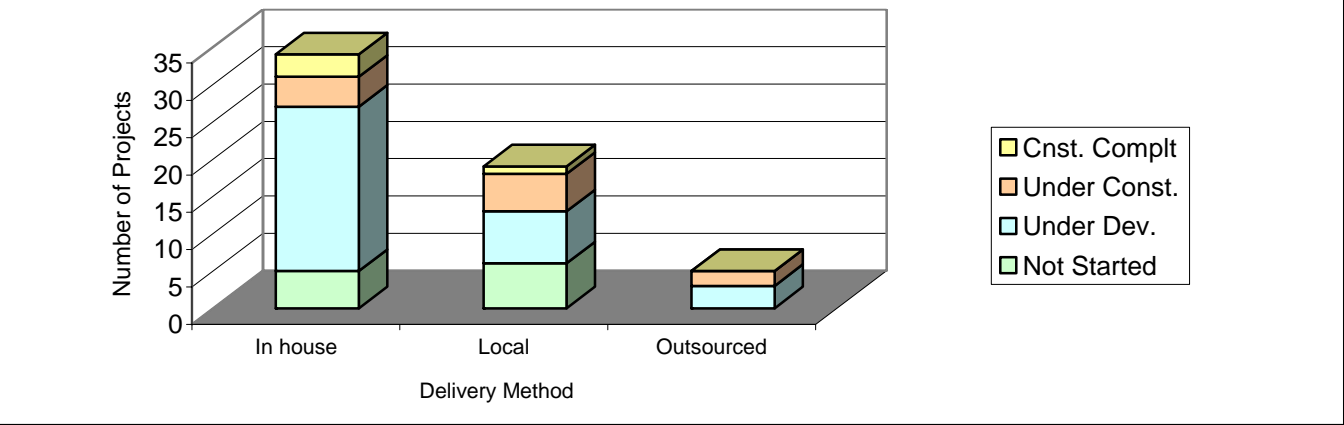


Cumulative Statewide GYR

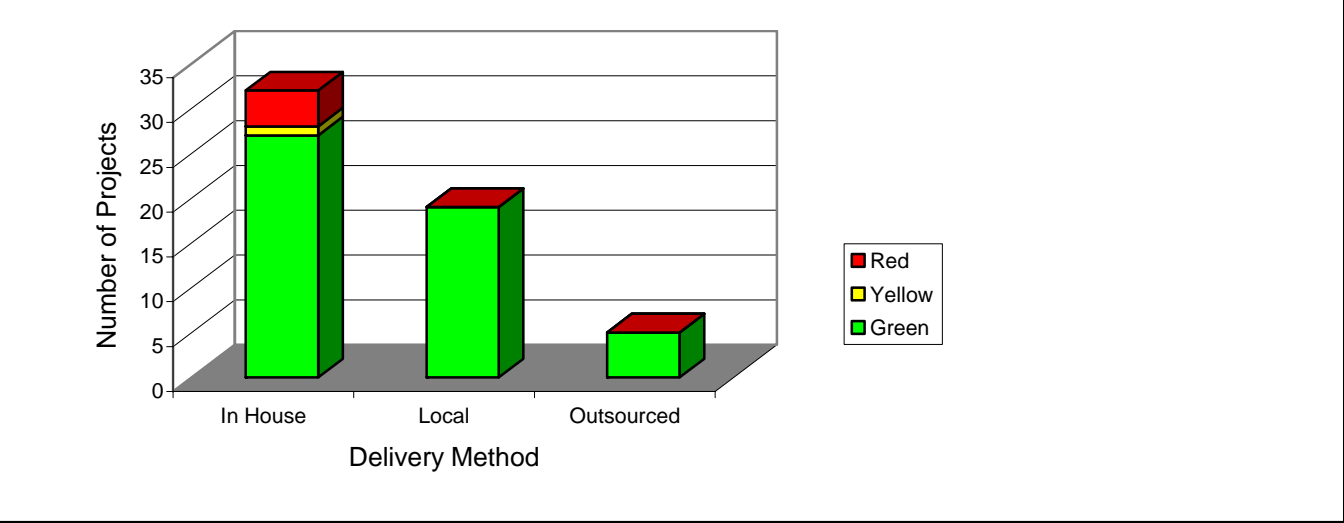


Item: OTIA Statewide Summaries as of 09/30/2007
 Staff Contact: Darcy French, OTIA I II III Modernization Administrative Manager

What is the Status of all OTIA III Modernization Projects by Delivery Method?



What is the Status of all OTIA III Modernization Projects by Delivery Method?

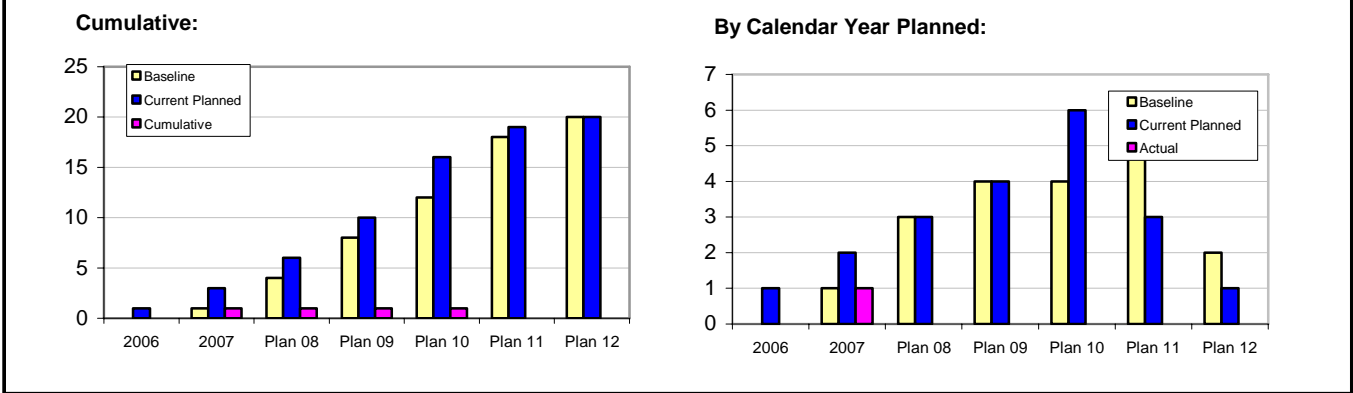


DELIVERY TO BID LET AND TO PROJECT COMPLETION STATISTICS PENDING

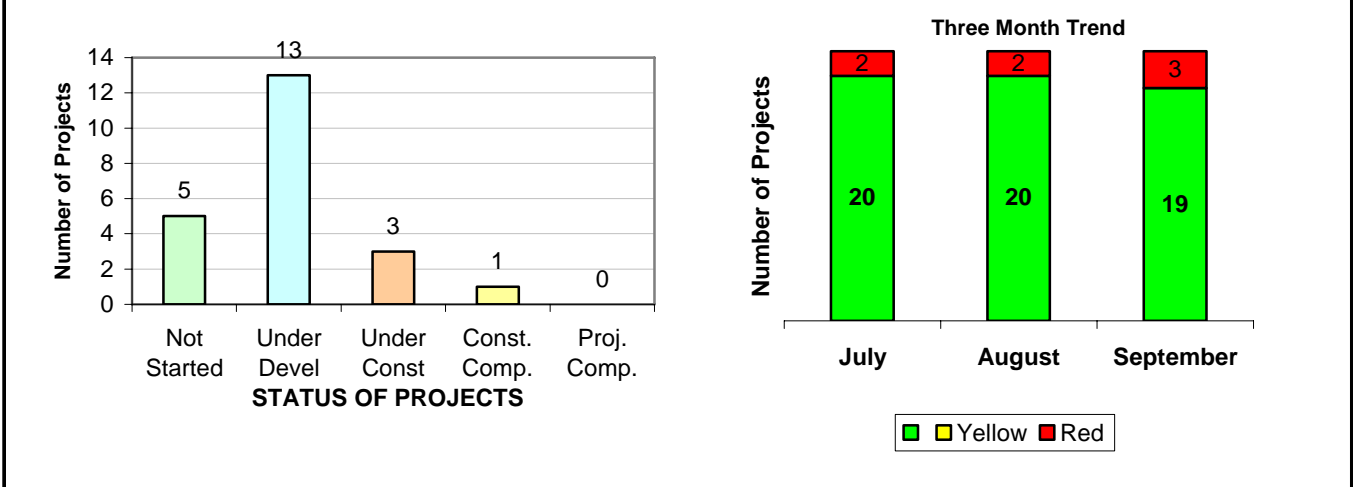
Item: OTIA III Modernization Regional Summaries as of 09/30/2007

Staff Contact: Darcy French, OTIA I II III Modernization Administrative Manager

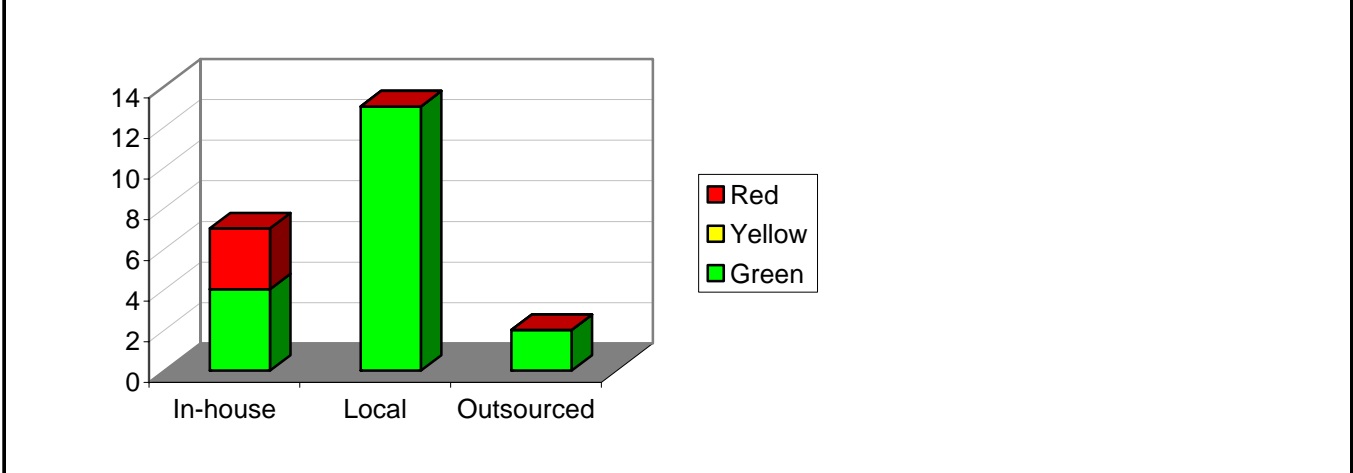
When will Region 1 OTIA III Modernization Projects be Open To Traffic?



What is the Status of all Region 1 OTIA III Modernization Projects?

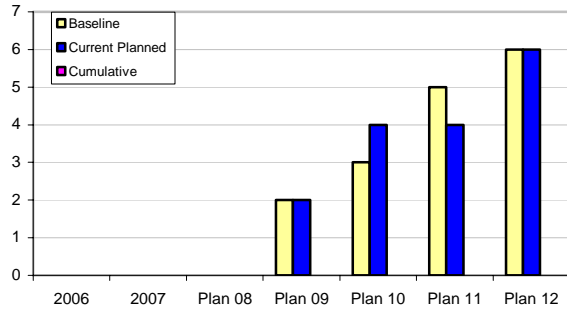


What is the Status of all Region 1 OTIA III Modernization Projects by Delivery Method?

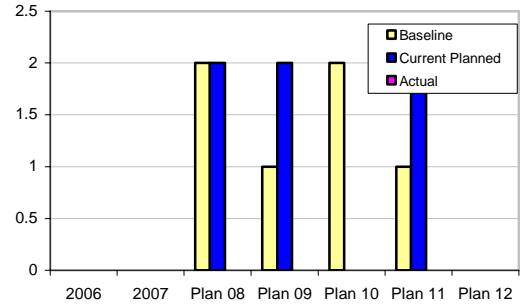


When will Region 2 OTIA III Modernization Projects be Open To Traffic?

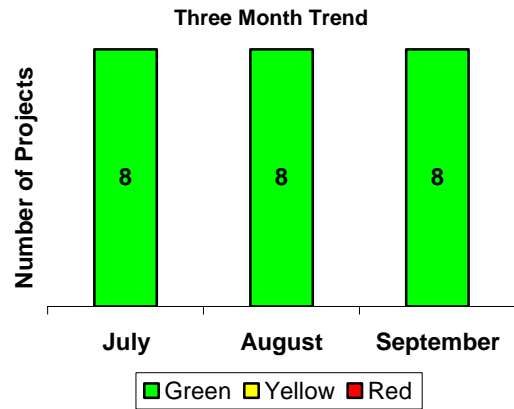
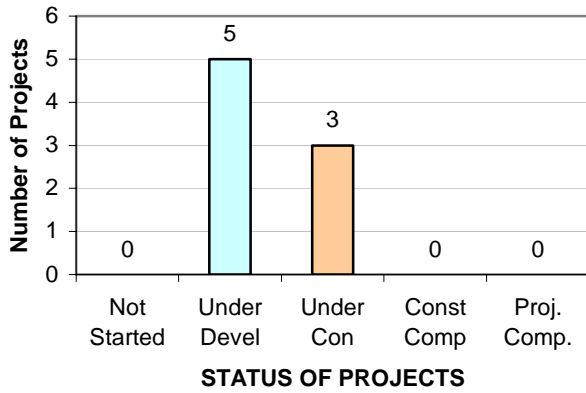
Cumulative:



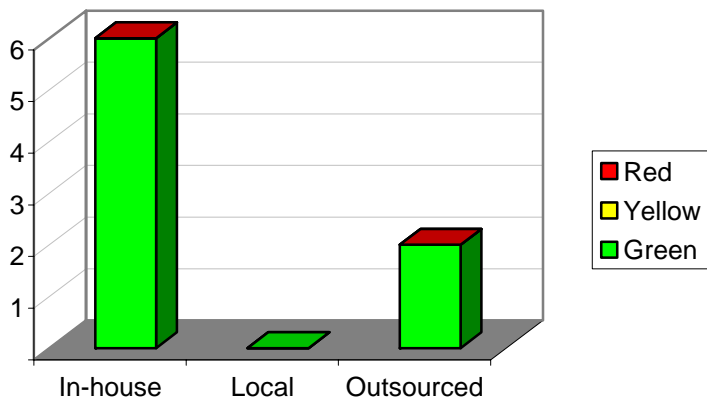
By Calendar Year Planned:



What is the Status of all Region 2 OTIA III Modernization Projects?

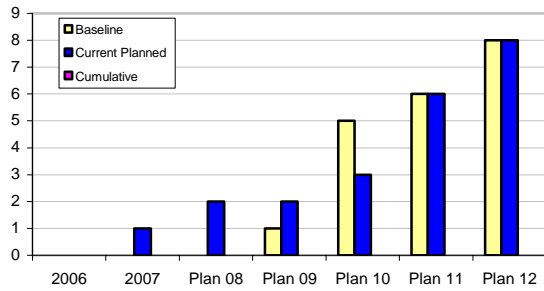


What is the Status of all Region 2 OTIA III Modernization Projects by Delivery Method?

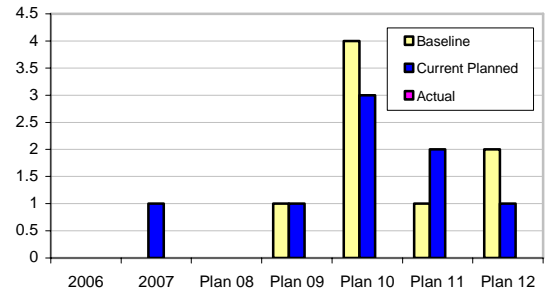


When will Region 3 OTIA III Modernization Projects be Open To Traffic?

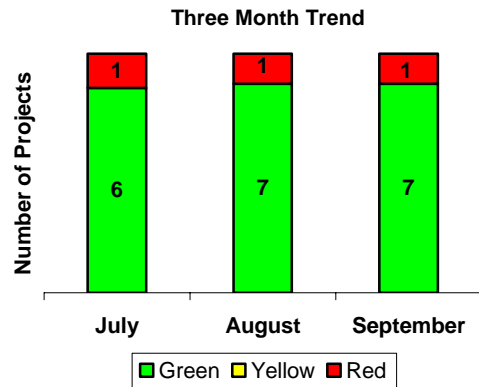
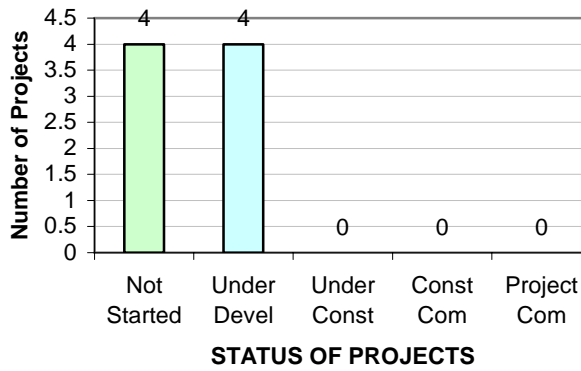
Cumulative:



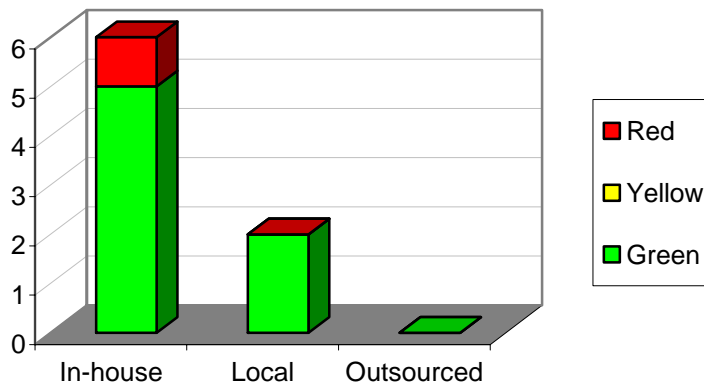
By Calendar Year Planned:



What is the Status of all Region 3 OTIA III Modernization Projects?

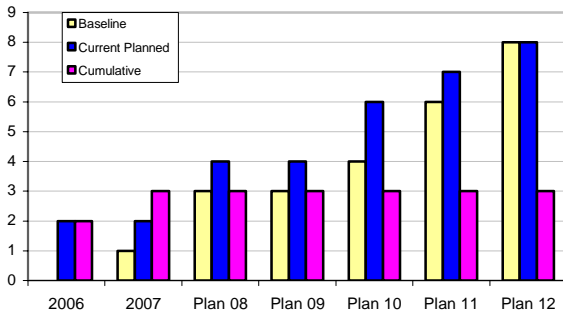


What is the Status of all Region 3 OTIA III Modernization Projects by Delivery Method?

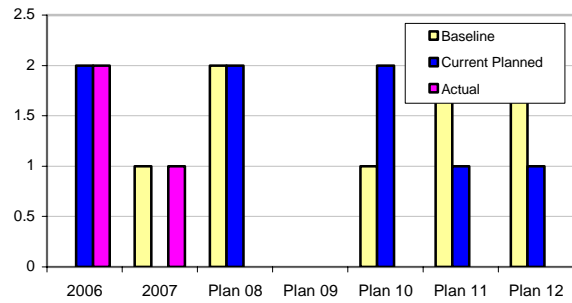


When will Region 4 OTIA III Modernization Projects be Open To Traffic?

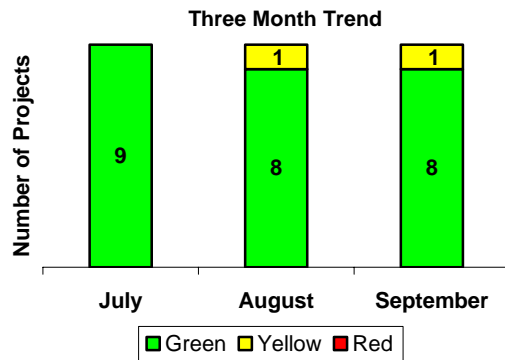
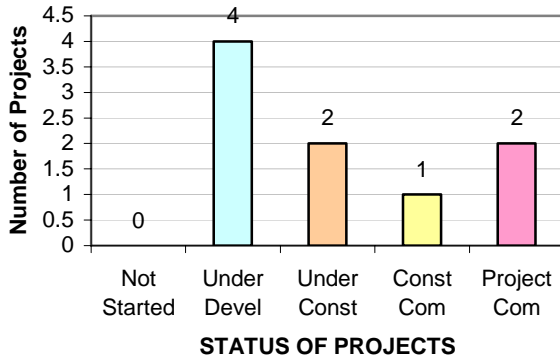
Cumulative:



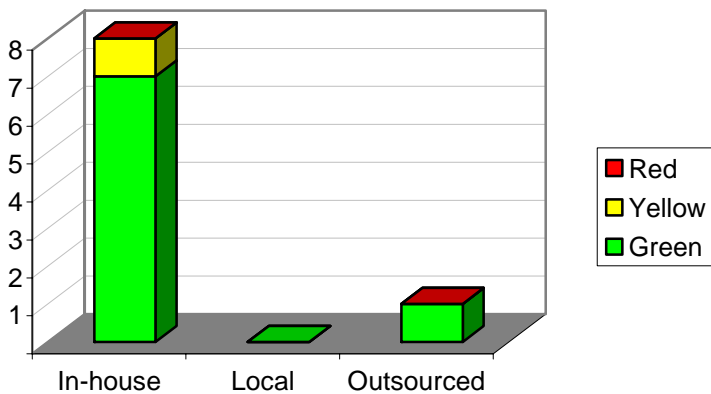
By Calendar Year Planned:



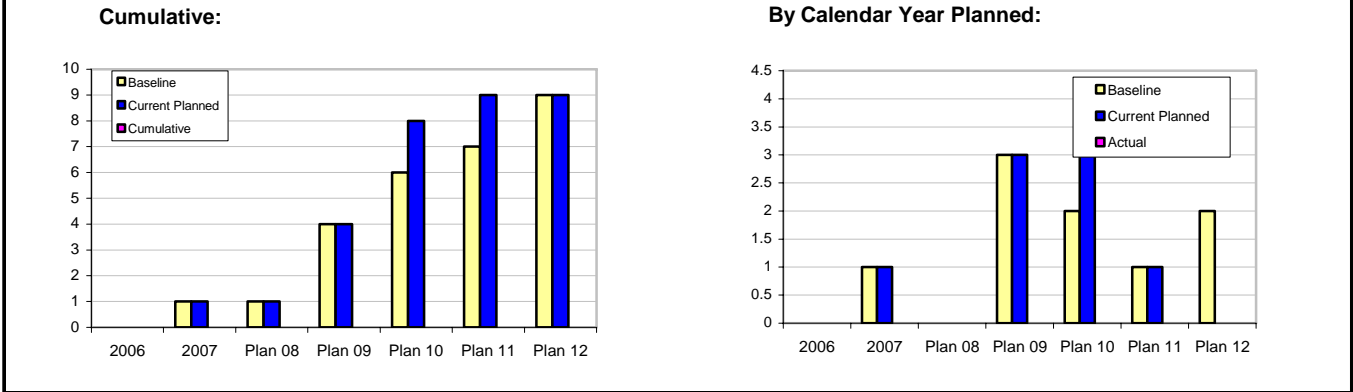
What is the Status of all Region 4 OTIA III Modernization Projects?



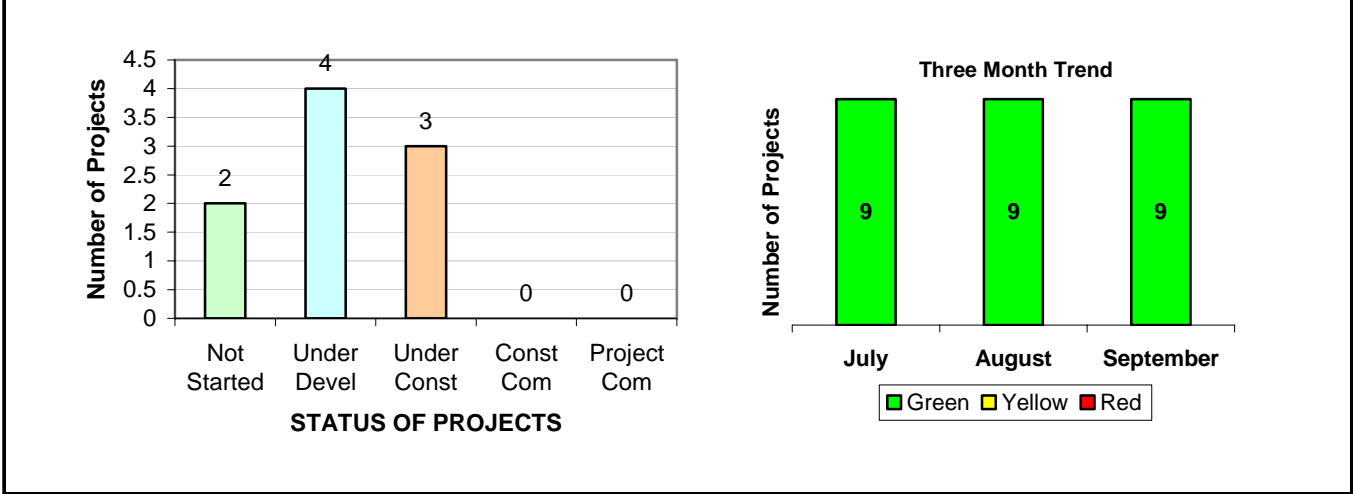
What is the Status of all Region 4 OTIA III Modernization Projects by Delivery Method?



When will Region 5 OTIA III Modernization Projects be Open To Traffic?



What is the Status of all Region 5 OTIA III Modernization Projects?



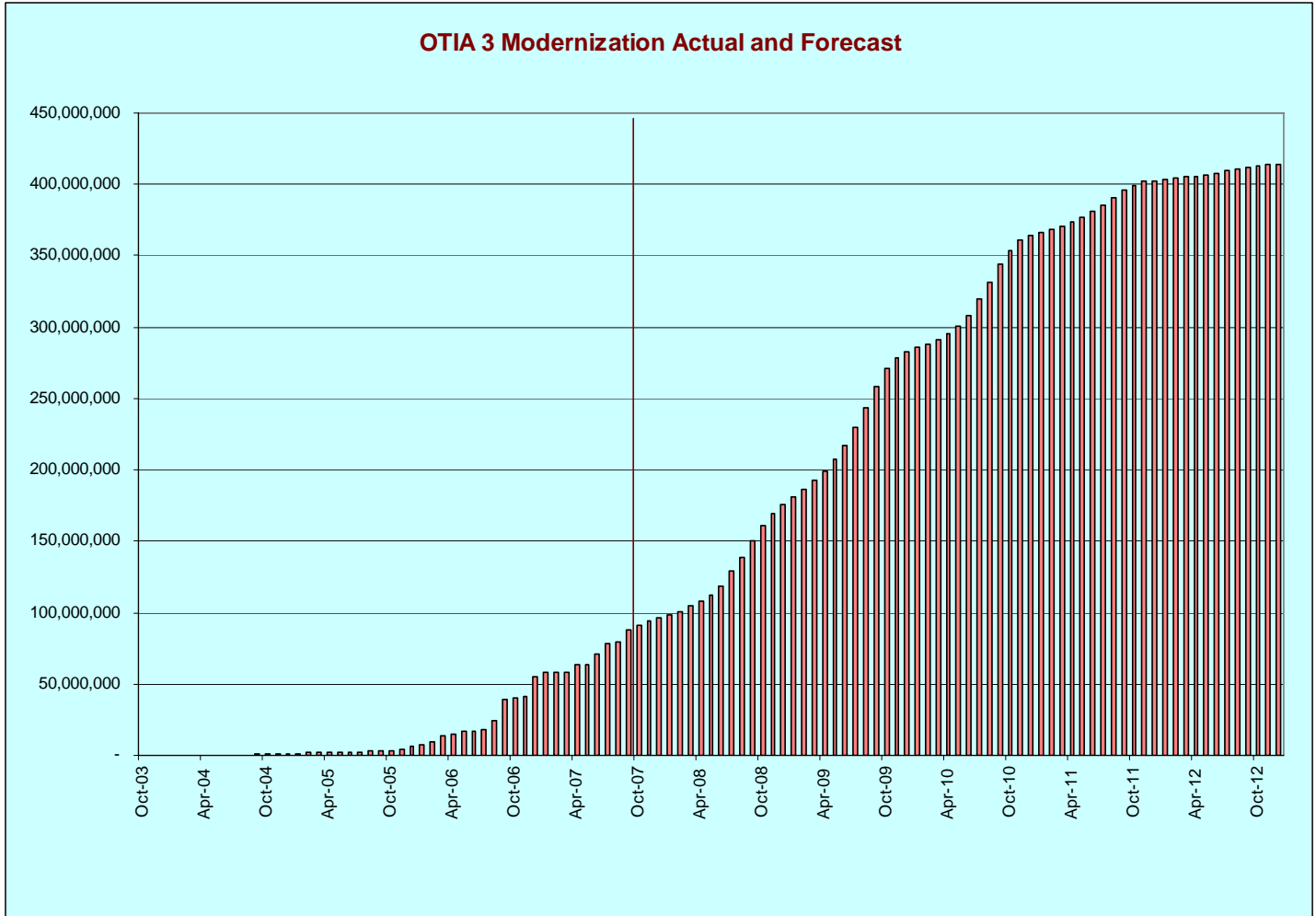
What is the Status of all Region 5 OTIA III Modernization Projects by Delivery Method?



Item: OTIA Monthly Financial Report
 Update Date: 10/01/2007
 Staff Contact: Bill Shirley, Highway Finance Office

As of 09/30/2007	OTIA III Modernization	
Interest Earned & Administrative Costs		
Interest Earned		\$0.00
Scoping Costs	\$0.00	
Local Project Oversight	\$0.00	
Administrative Costs	\$0.00	
Total Interest Expenditures		\$0.00
Net Over/Under		\$0.00
Bond Revenues & Direct Project Costs		
Net Bond Proceeds excluding Interest Earned		\$0.00
Less: Bond Sale Expense		\$0.00
Net Revenues to the Fund excluding Interest Earned		\$0.00
<i>Other income (Reduction of Exp treated as Rev)</i>		\$0.00
Scoping	\$ 3,231,128	
PE	\$ 6,230,818	
R/W	\$ 14,392,423	
Construction Engineering	\$ 14,833,556	
Construction	\$ 48,968,025	
		\$ 87,655,950
Net Over/Under		(\$87,655,950.00)
NOTE: Depreciation is excluded in the expenditures reported above.		
Prepared by Bill Shirley 10/2/07		

Item: OTIA III Modernization Projected Expenditures
Update Date: 10/01/2007
Staff Contact: Tessa Jantzi, Cash Flow Analyst



The Cash Flow System was not originally intended to forecast at a program level such as OTIA III Modernization or Bridge. Its original design projected the construction phase only. OTIA Staff and HPO's Cash Flow Analyst continues to work to refine the process as much as practical. At this stage, there are no plans to make programming changes to the Cash Flow System to better reflect current OTIA Program reporting requirements. Any adjustments will be handled manually.

The OTIA III Modernization Program projection is short \$80 Million compared to the anticipated program goal of \$500 Million. As the program moves along in time, projects will be scheduled and HPO anticipates the projection to move closer to the actual program goal. OTIA Staff affirms readers that the program has allocated nearly all of its available funds to projects and does anticipate spending all of the \$500 Million within program timelines.

Item: OTIA III Modernization Red Yellow Report
 Update Date: 10/01/2007
 Staff Contact: Darcy French, OTIA I II III Mod Administrative Manager

October 2007 Red and Yellow OTIA III Mod Projects

Key Num	Area Manager	Delivery Method	Project Name	Comments:	Overall Status	Schedule Status	Budget Status
Region 1							
13976	Kim, David	In House	US30 @ HAVLIK DRIVE	10/2007 - OSG Change Memo pending to address delay in bid let.	Red	Red	Green
13957	Clark, Tamira	In House	US26: STALEY'S JUNCTION IMPROVEMENT	10/2007 - Project still in planning stage and evaluating schedule. Project might slip to 2013. Region to provide more information as it becomes available.	Red	Red	Green
06025	Clark, Tamira	In House	OR 217: SUNSET HWY - TUALATIN VALLEY HWY	10/2007 - Project expenditures exceed current estimates for PE. Region working with HPO to research and resolve.	Red	Red	Red
Count: 3							
Region 3							
12723	Anderson, Art	In House	I-5: FERN VALLEY INTERCHANGE, UNIT 2	10/2007 - OSG Change Memo pending to address delay in bid let.	Red	Red	Green
Count: 1							
Region 4							
13940	Farnsworth, Gary	In House	US97 REROUTE PHASE 1, UNIT 2 (REDMOND)(MAINLINE)	10/2007 - Project expenditures exceed current estimates for Right of Way. Region reevaluating funding for project.	Yellow	Green	Yellow
Count: 1							

OTIA I II III Modernization Steering Committee Monthly Program Report

Item: **Administrative Actions Summary**
Update Date: September 30, 2007
Staff Contact: Darcy French, OTIA I II III Modernization Administrative Manager

AGENDA ITEM SUMMARY: There are often administrative actions taken by the Statewide Project Delivery Manager or the OTIA Administrative Manager on behalf of the OTIA Core Team (OCT) or OTIA Steering Group (OSG). The following is a list of administrative action items that were taken during the month of September.

NO ADMINISTRATIVE ACTIONS THIS REPORTING PERIOD

Project:	Action Taken:	Impact to the Program: