

UNEMPLOYMENT INSURANCE STATISTICS

State of Oregon
EMPLOYMENT DEPARTMENT

UI Program Analysis
Rick Hawes
(503) 947-1711

LABOR FORCE DATA		This Month	Last Month	Last Year
		Dec 2007	Nov 2007	Dec 2006
Oregon Civilian Labor Force		1,945,636	1,959,099	1,903,169
Total Number Unemployed		105,392	102,379	98,218
UNEMPLOYMENT RATES (CIVILIAN)				
Total Unemployment	Oregon	5.4	5.2	5.2
	National	4.8	4.5	4.3
Seasonally Adjusted	Oregon	5.6	5.5	5.4
	National	5.0	4.7	4.4

Week #04 Ending January 26, 2008	THIS WEEK		LAST WEEK		This Month	Last Month	Last Year
	2008	2007	2008	2007	Dec 2007	Nov 2007	Dec 2006
UNEMPLOYMENT RATES							
Insured Unemployment: Oregon	3.41	3.52	3.57	3.31	3.10	3.13	2.96
EB Trigger	3.02	2.78	2.93	2.69			
Adjusted Insured Unemployment	3.62	3.31	3.54	3.22			
National Average TUR +	5.50	5.20	5.50	5.20			
REGULAR CLAIMS (UI, UCFE, UCX)					This Month	Last Month	Last Year
Initial Claims (Excl. Liable)*	7,959	8,063	9,046	7,594	47,715	35,777	36,900
Oregon - New	4,415	4,459	5,897	4,097	22,946	17,878	18,168
Additional	3,258	3,370	2,762	3,179	23,594	16,807	17,429
Interstate - Agent	286	234	387	318	1,175	1,092	1,303
Interstate - Liable	184	207	238	144	996	839	772
Weeks Claimed (Excl. Liable)*	58,663	55,117	61,546	51,839	255,442	179,106	187,500
Oregon	56,275	52,212	59,146	49,743	245,769	170,210	177,282
Interstate - Agent	2,388	2,905	2,400	2,096	9,673	8,896	10,218
Interstate - Liable	1,934	1,843	1,950	1,822	8,841	6,556	6,883
New Combined Wage Claims	212	239	327	216	755	741	780
Non-monetary Determinations & Redeter.	2,217	2,955	2,746	1,960	9,256	9,644	10,222
PAYMENTS: REGULAR BENEFITS							
First Payments	4,021	4,134	6,145	5,301	18,576	12,594	12,614
Checks Issued	54,537	50,716	56,405	46,880	233,697	161,586	172,093
Gross Amount of Payments (\$)*	14,496,460	12,899,111	15,245,943	12,024,525	63,679,881	43,844,003	43,737,791
Average Check Amount (\$)*	265.81	254.34	270.29	256.50	272.49	271.34	254.15
Number Exhausting Benefits	748	727	758	772	3,404	2,743	2,686
TRUST FUND							
Receipts (in Millions) (\$)					INA	INA	INA
Balance (in Millions) (\$)	2,118.54	1,920.19	2,125.70	1,937.82	2,141.38	2,187.55	1,936.38

+ NTUR: Unemployment Compensation Amendment of 1992 specifies that a 2 month average NTUR be used to determine duration levels.

http://www.oregon.gov/EMPLOY/BUDGET/UI/current_reports.shtml

* Excludes WORKSHARE program

UI Pub 102(02/05/04)

Week #04 Ending January 26, 2008

	This Week	Last Week	Cumulative
EXTENDED BENEFITS (UI, UCFE, UCX)			
Initial Claims (Excl. Liable)	0	0	0
Weeks Claimed (Excl. Liable)	0	0	0
Gross Amount of Payments (\$)	0	0	0
Number Exhausting Benefits	0	0	0

Oregon EB TUR Trigger "OFF" 01/10/2004. Alaska "OFF" 06/04/2005

Misc Additional Benefits			
Initial Claims (Excl. Liable)	0	0	0
Weeks Claimed (Excl. Liable)	0	2	2
Gross Amount of Payments (\$)	0	0	0
Number Exhausting Benefits	0	0	0

Cumulative Count started 01/01/2008.

TRADE ADJUSTMENT ACT			
Number of Active Petitions	404	404	404
Initial Claims	27	30	46,334
Weeks Claimed	694	697	2,893,806
Gross Amount of TRA Payments (\$)	289,703	287,509	72,111,232
Number Entered Training	0	8	27,636
Gross Amount of TAA Payments (\$)	87,211	203,639	85,507,973

Cumulative Count started 9/1/85.

WORKSHARE PROGRAM			
Initial Claims	113	81	30,056
Weeks Claimed	373	370	223,225
Gross Amount of Payments (\$)	27,209	22,616	52,317,362

Cumulative Count started 7/18/82.

TRAINING UI (PTT)			
Applications Accepted	36	51	43,329
Approved	30	46	41,044
Weeks Claimed	465	413	2,377,152
Gross Amount of Payments (\$)	146,096	130,887	23,282,544

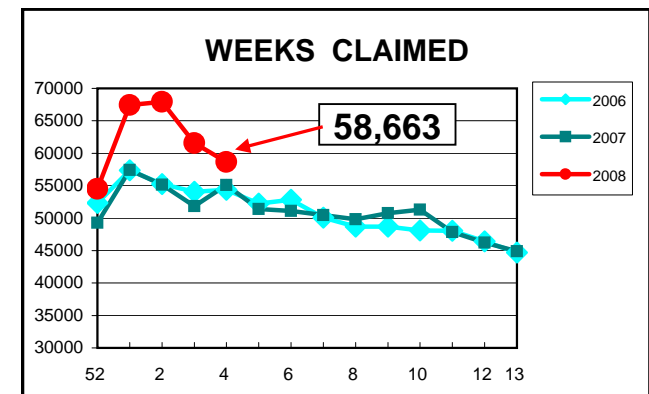
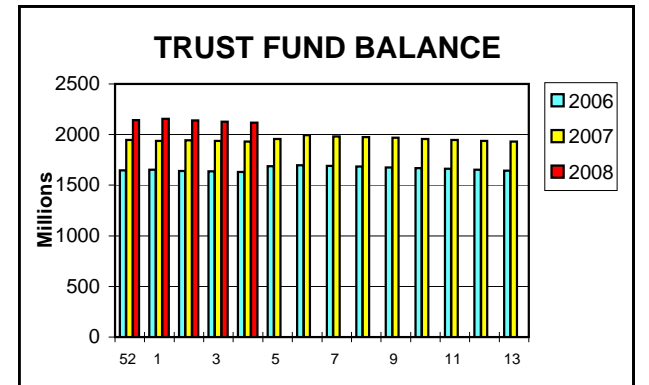
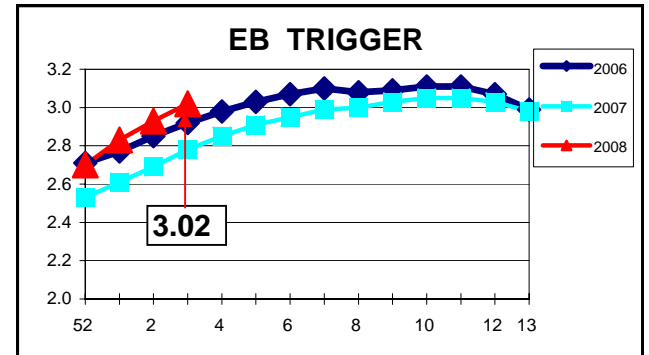
Cumulative Count started 4/3/83.

SUD			
Initial Claims	6	7	923
Weeks Claimed	43	45	5,931
Gross Amount of Payments (\$)	17,817	18,462	6,991,282

Cumulative Count started Week 35 - 9/1/2001.

SELF EMPLOYMENT (SEA) MONTHLY	Dec 2007	Nov 2007	Cumulative
Referred	69	23	2,116
Enrolled	25	22	1,764
Completed	16	3	885
Weeks Claimed	410	407	28,838
Gross Amount of Payments (\$)	81,407	162,204	10,616,341

Cumulative Count started 09/95. These are MONTHLY counts.



Week #04 Ending January 26, 2008

	This Week	Last Week	Cumulative
DISASTER UNEMPLOYMENT ASSISTANCE (DUA)			
Initial Claims	58	79	154
Weeks Claimed	102	101	227
Gross Amount of Payments (\$)	20,608	24,309	66,192
Insured	15,030	16,958	45,218
Self Employed	5,578	7,351	20,974
Number Exhausting Benefits	0	0	0

Announcement Date 12/12/2007

Cumulative Count started 12/22/2007