

Your Community in Focus

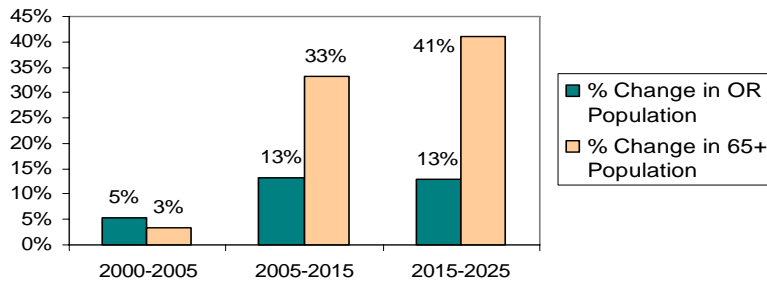
MALHEUR COUNTY



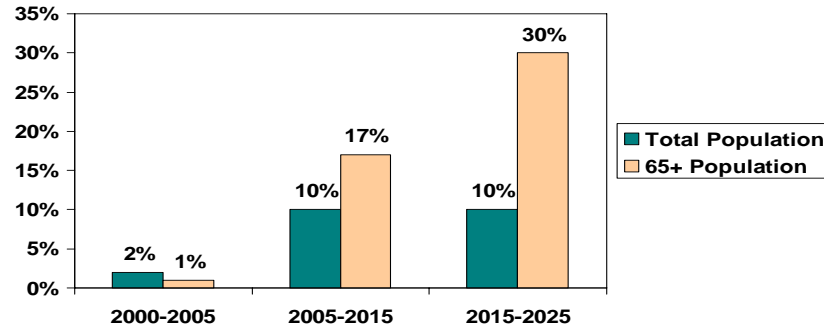
2000 Census Figures	Oregon	Malheur County	Adrian	Jordan Valley	Nyssa	Ontario	Vale
Population in 2000:	3,421,399	31,615	187	249	3,180	11,127	2,006
% Population 65+ :	13%	14%	21%	18%	11%	16%	14%
Mid-Range Income:	\$40,916	\$30,241	\$30,000	\$25,313	\$27,372	\$29,173	\$27,065
Homeownership Rate:	64%	64%	78%	77%	66%	55%	64%
% Housing Cost Burden:	56%	45%	54%	43%	44%	51%	48%
% Severe Housing Cost Burden:	29%	22%	15%	33%	20%	23%	24%
Poverty Rate:	12%	19%	8%	21%	23%	21%	20%
Elderly Poverty Rate:	8%	12%	23%	9%	16%	14%	12%



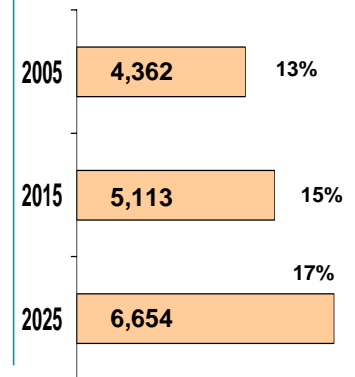
Growth Rate of Oregon's Aging Population



Growth Rate Of Malheur County's Aging Population

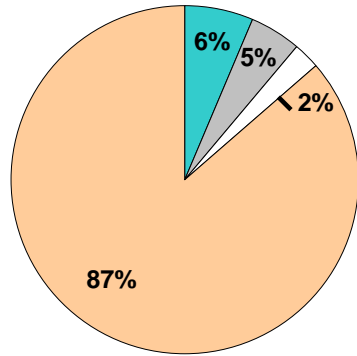


Malheur County Projected 65+ Population and % of general population

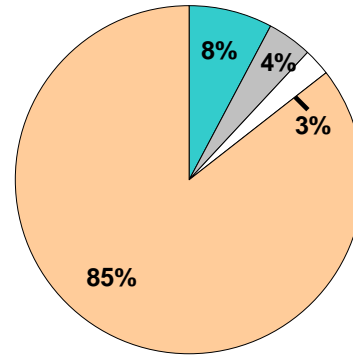


Our population is aging in Malheur County

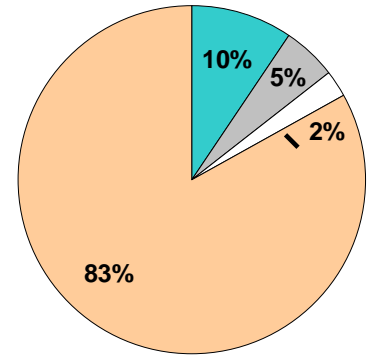
2005 Population



2015 Population



2025 Population



- Under 65
- 65 - 74
- 75 - 84
- 85 +

Age Group	2005	2015	2025
Under 65	27,965	30,440	32,469
65-74	2,072	2,763	3,728
75-84	1,540	1,444	1,957
85 +	751	906	969

Will our facilities meet the needs of Malheur County seniors?

Facility Type	Count	Available	Occupied
Physicians per 1000 (2004 Data)	1.82	--	--
Hospitals	1	--	--
Community Facilities	15	285	226
Nursing Homes	2	129	83



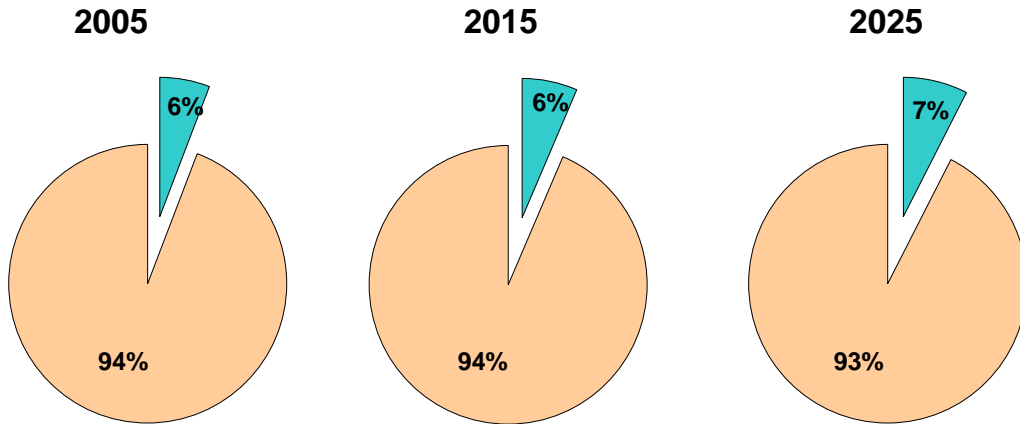
Today: Employee of the Year

Tomorrow: Will he be able to find the help he needs in 2015?

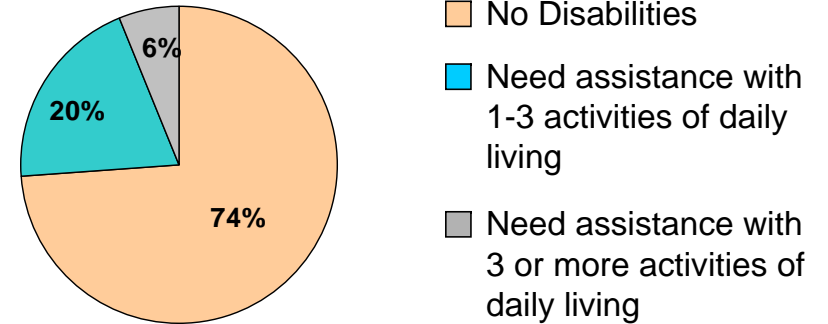
Malheur County Projected Medicaid Needs	2005	2015	2025
Seniors receiving Medicaid-funded long-term care and other Medicaid assistance:	343	402	523

Our Need for Long Term Care is Growing

Malheur County

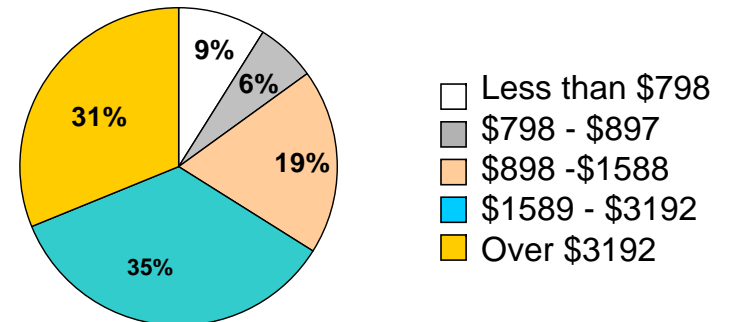


National % of Seniors Needing Assistance Due to Disability



Source: Joshua M. Weiner, 2002 National Health and Retirement Study

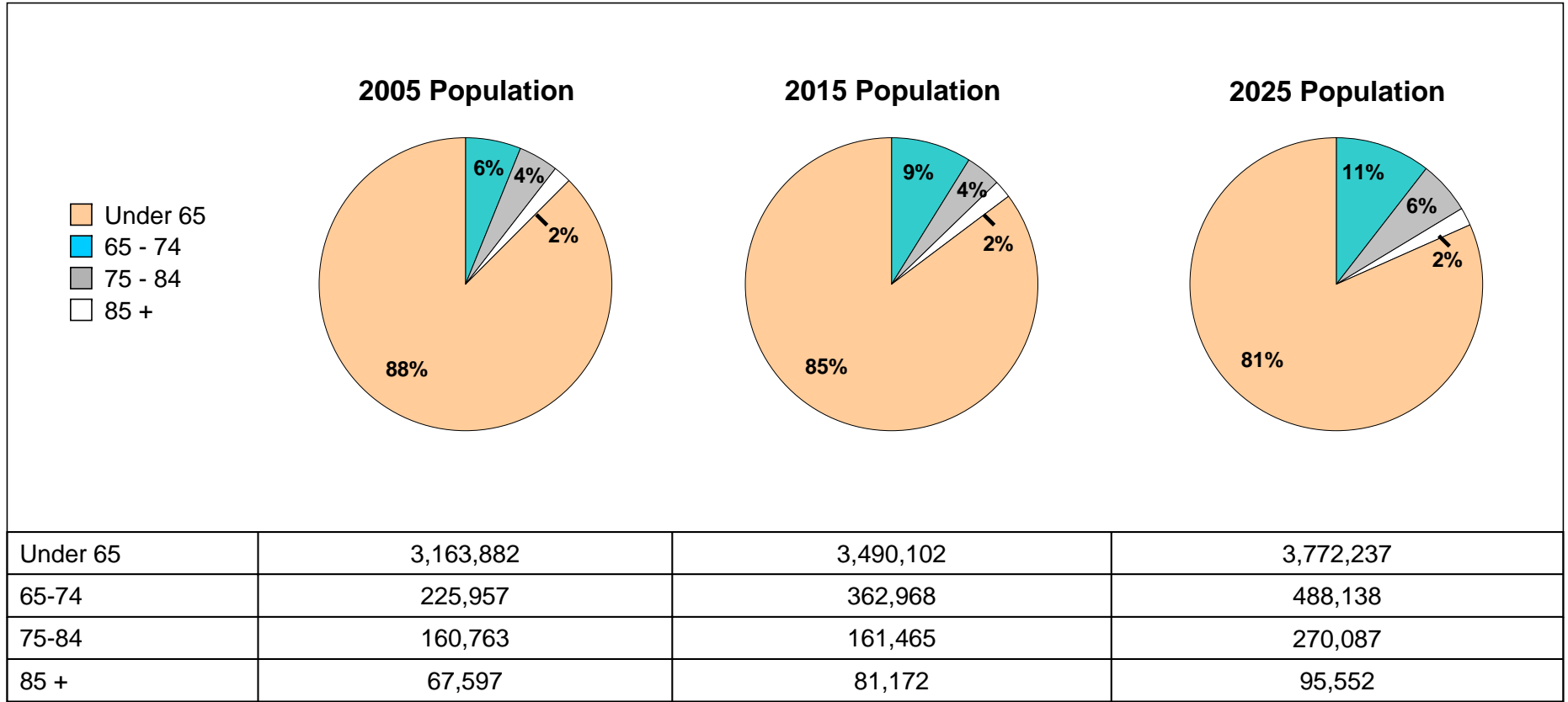
National % of Seniors and Federal Poverty Level (Monthly Income)



Source: Joshua M. Weiner, 2002 National Health and Retirement Study

	2005	2015	2025
Need Long Term Care	1,913	2,242	2,918
Do not need Long Term Care	30,415	33,310	36,205

Total Oregon Population Growth



Sources: Data Place of US Census Data (<http://www.dataplace.org>), Office of Economic Analysis (http://www.oregon.gov/DAS/OEA/docs/demographic/pop_by_ageandsex.xls), DHS Seniors/Physical Disabilities Data (http://www.oregon.gov/DHS/spd/data/providers/capacity_0511.pdf), Joshua M. Weiner, 2002 National Health and Retirement Study, OHSU Office of Rural Health Physician Data for Oregon (<http://www.ohsu.edu/oregonruralhealth/rhresourcepg.html>)