

Your Community in Focus

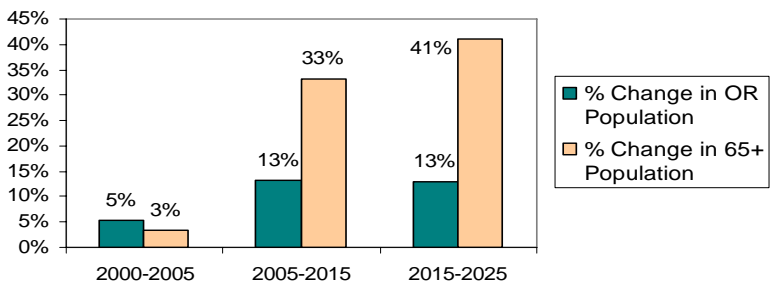
LINCOLN COUNTY



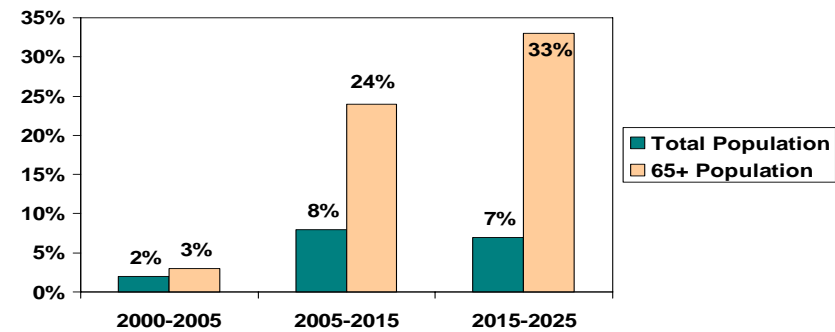
2000 Census Figures	Oregon	Lincoln County	Depoe Bay	Lincoln City	Newport	Siletz	Toledo	Waldport	Yachats
Population in 2000:	3,421,399	44,479	1,188	7,307	9,493	1,174	3,438	2,054	644
% Population 65+ :	13%	19%	28%	19%	18%	13%	8%	22%	28%
Mid-Range Income:	\$40,916	\$32,769	\$35,417	\$24,959	\$31,996	\$38,542	\$34,503	\$33,301	\$32,308
Homeownership Rate:	64%	66%	70%	45%	51%	74%	65%	66%	72%
% Housing Cost Burden:	56%	59%	65%	65%	62%	44%	60%	61%	55%
% Severe Housing Cost Burden:	29%	30%	30%	27%	30%	22%	45%	33%	33%
Poverty Rate:	12%	14%	8%	16%	14%	15%	19%	17%	14%
Elderly Poverty Rate:	8%	7%	2%	7%	8%	8%	9%	10%	0%



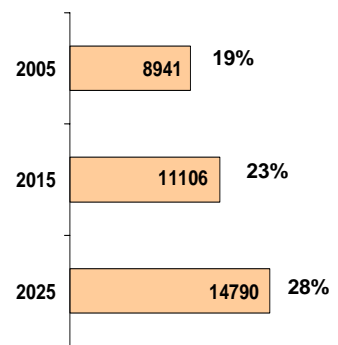
Growth Rate of Oregon's Aging Population



Growth Rate Of Lincoln County's Aging Population

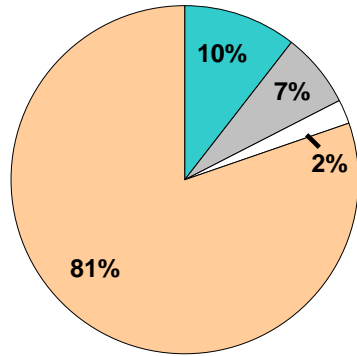


Lincoln County Projected 65+ Population and % of general population

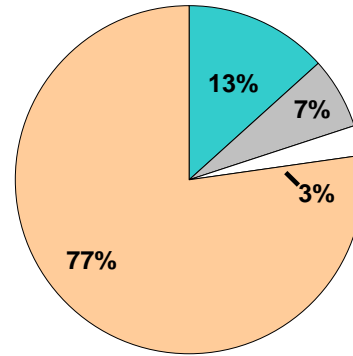


Our population is aging in Lincoln County

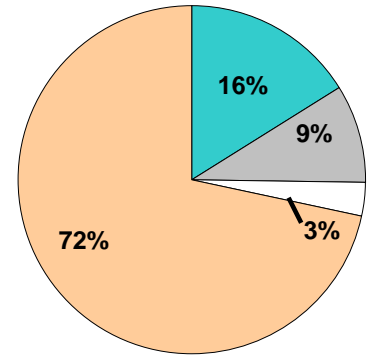
2005 Population



2015 Population



2025 Population



- Under 65
- 65 - 74
- 75 - 84
- 85 +

Age Group	2005	2015	2025
Under 65	36,424	37,670	37,249
65-74	4,755	6,558	8,449
75-84	3,143	3,249	4,752
85 +	1,043	1,299	1,589

Will our facilities meet the needs of Lincoln County seniors?

Facility Type	Count	Available	Occupied
Physicians per 1000 (2004 Data)	1.33	--	--
Hospitals	2	--	--
Community Facilities	24	329	280
Nursing Homes	2	127	96



Today: Employee of the Year

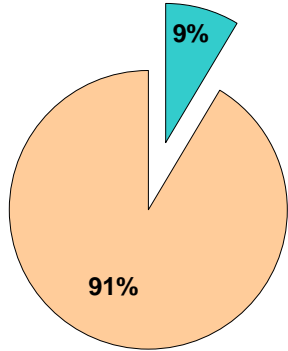
Tomorrow: Will he be able to find the help he needs in 2015?

Lincoln County Projected Medicaid Needs	2005	2015	2025
Seniors receiving Medicaid-funded long-term care and other Medicaid assistance:	703	873	1163

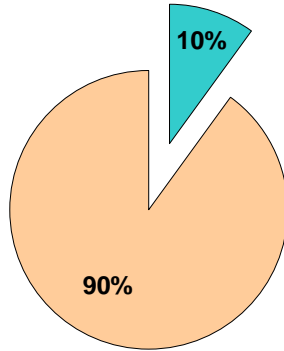
Our Need for Long Term Care is Growing

Lincoln County

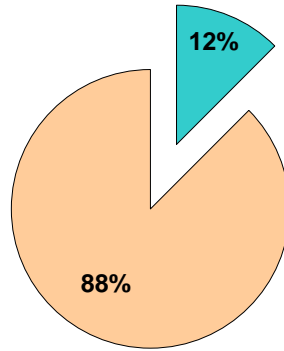
2005



2015



2025



2005

2015

2025

Need Long Term Care

3,921

4,870

6,486

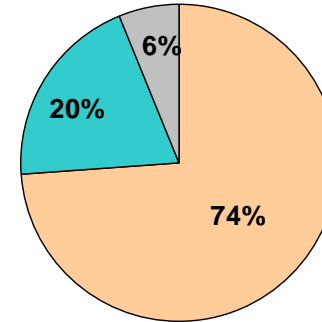
Do not need Long Term Care

41,444

43,906

45,553

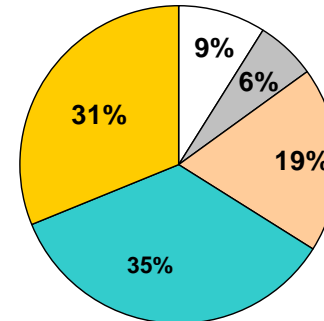
National % of Seniors Needing Assistance Due to Disability



- No Disabilities
- Need assistance with 1-3 activities of daily living
- Need assistance with 3 or more activities of daily living

Source: Joshua M. Weiner, 2002 National Health and Retirement Study

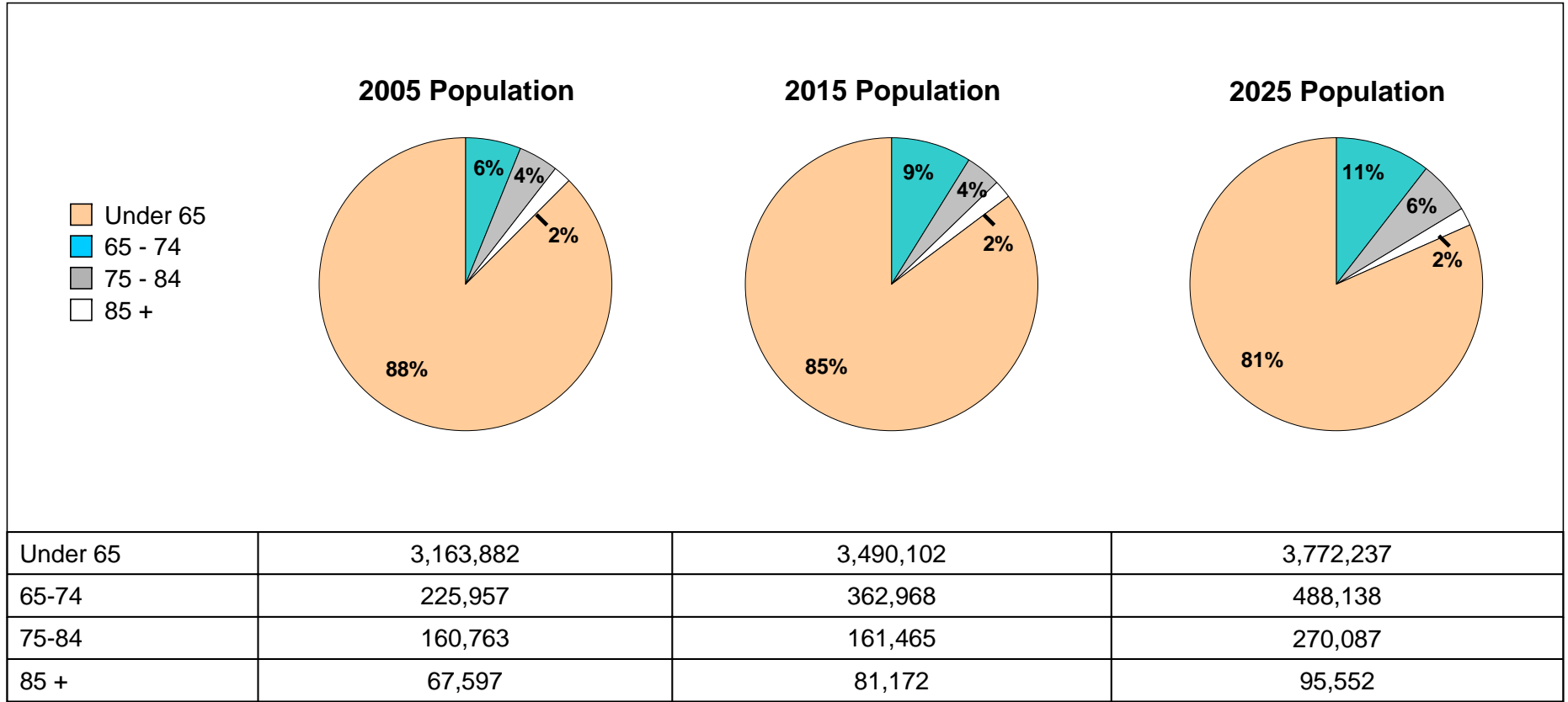
National % of Seniors and Federal Poverty Level (Monthly Income)



- Less than \$798
- \$798 - \$897
- \$898 - \$1588
- \$1589 - \$3192
- Over \$3192

Source: Joshua M. Weiner, 2002 National Health and Retirement Study

Total Oregon Population Growth



Sources: Data Place of US Census Data (<http://www.dataplace.org>), Office of Economic Analysis (http://www.oregon.gov/DAS/OEA/docs/demographic/pop_by_ageandsex.xls), DHS Seniors/Physical Disabilities Data (http://www.oregon.gov/DHS/spd/data/providers/capacity_0511.pdf), Joshua M. Weiner, 2002 National Health and Retirement Study, OHSU Office of Rural Health Physician Data for Oregon (<http://www.ohsu.edu/oregonruralhealth/rhresourcepg.html>)