

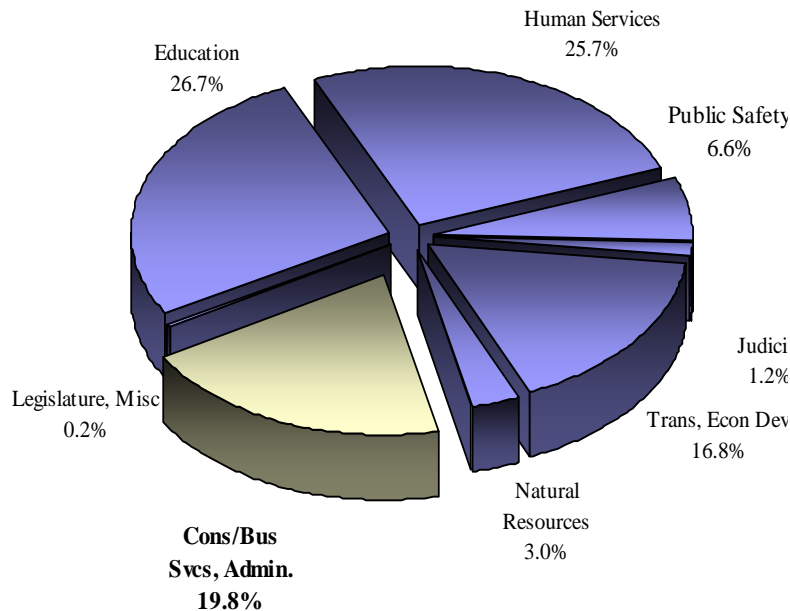
# 2009-11 Governor's Budget

Board of Psychologist Examiners

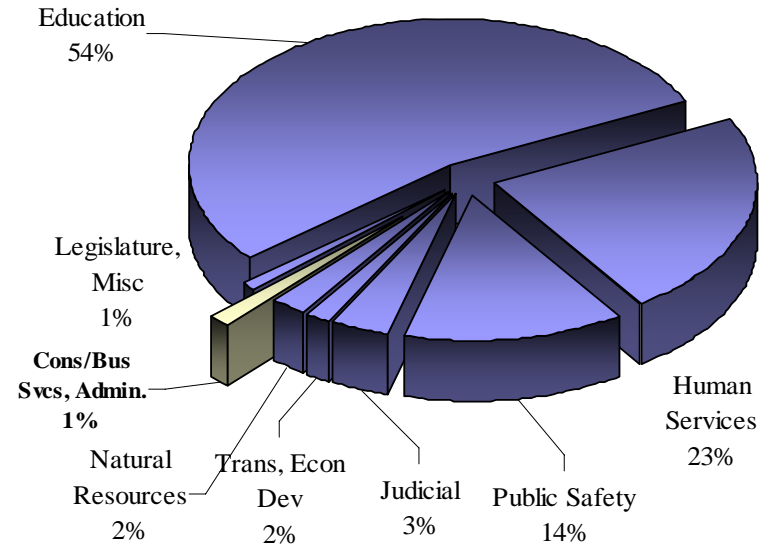
Rachel Nolin – February 5, 2009

# 2009-11 Statewide by Program Area

**Statewide: \$54 Billion Total Funds**

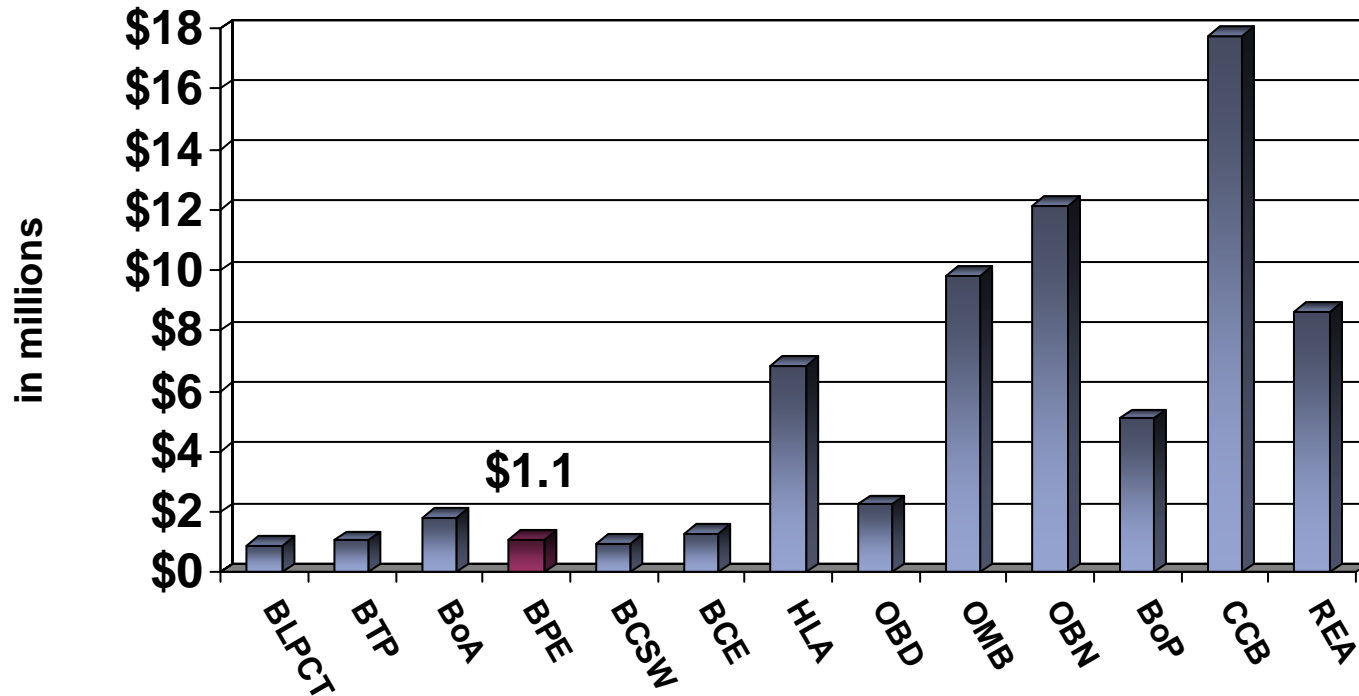


**\$15.8 Billion General, Lottery Funds**



# 2009-11 Program Area Consumer & Business Services

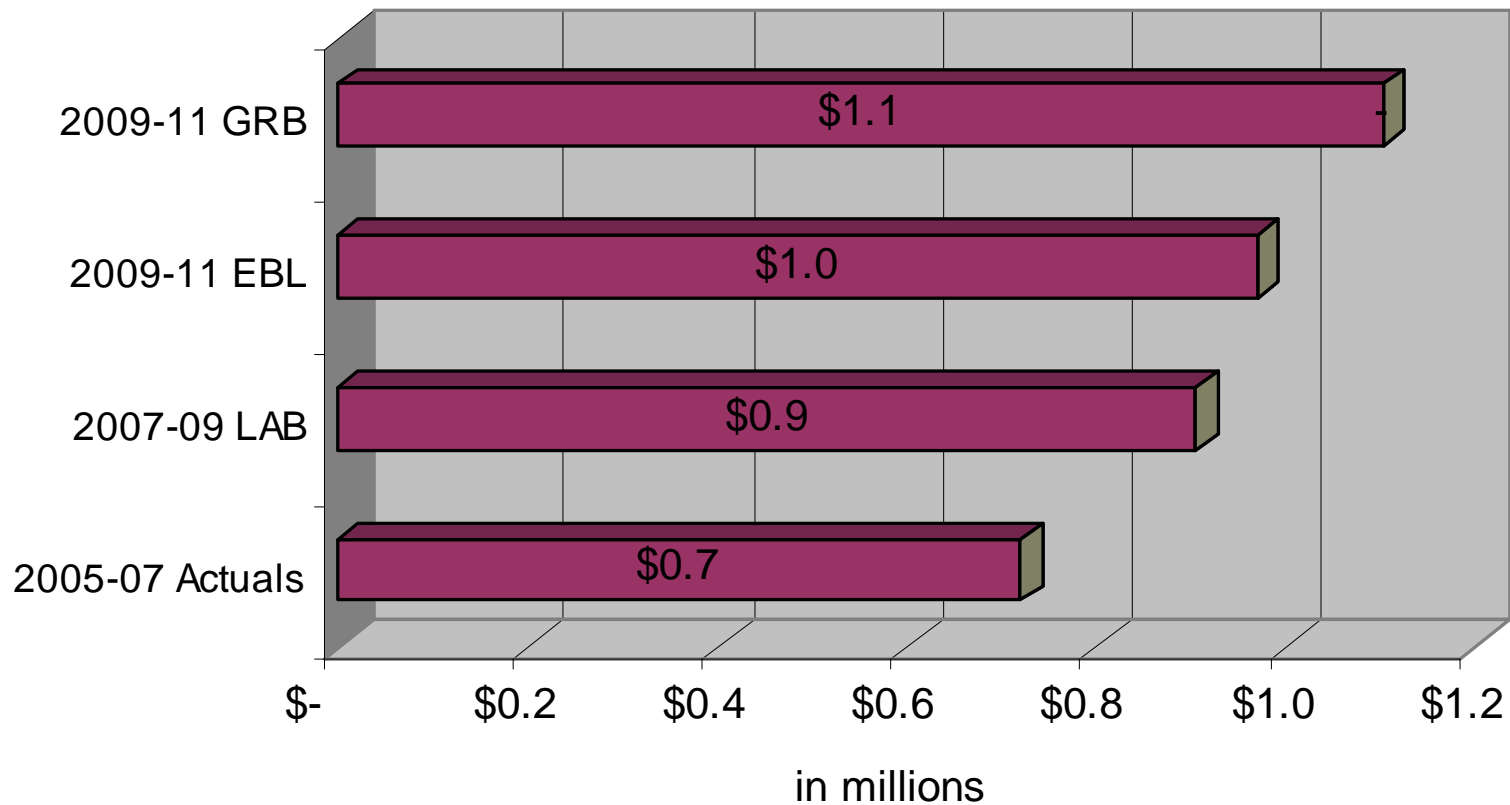
## Comparison of Boards and Small Agencies



# Board of Psychologist Examiners Policy Issues

- Public protection
  - Compliance workload
  - Future need for contract investigators if growth continues
- Background checks
  - Stakeholder resistance
  - Delayed implementation
- Licensing exemptions
  - Limited public protection
  - Limited licensee pool contributes to board funding instability, causing fewer licensees to bear greater fee burden

# Board of Psychologist Examiners Budget History

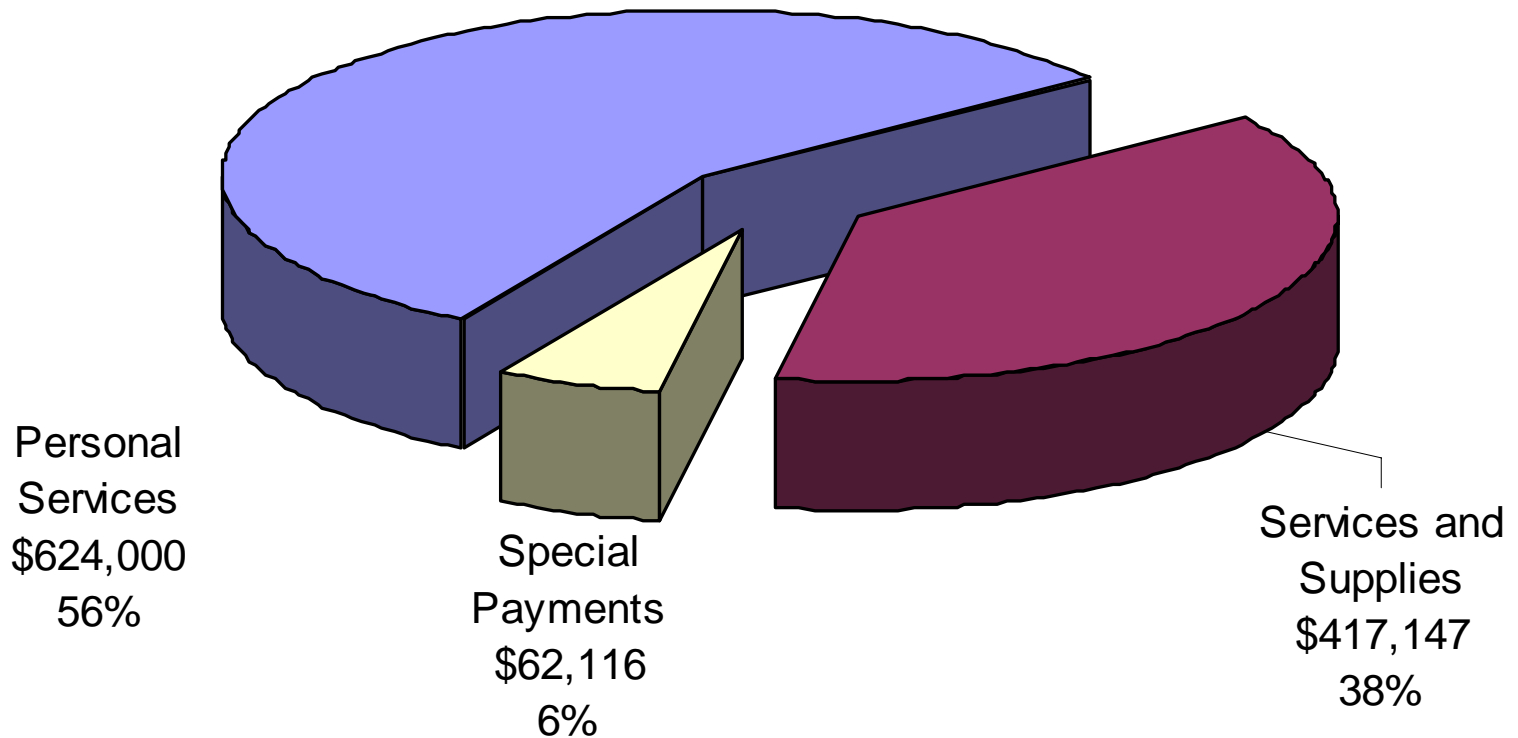


# Board of Psychologist Examiners Revenue

<b>General Fund</b>	\$ -	0%
<b>Other Funds</b>		
Business licenses and fees	1,135,000	
Charges for services	36,700	
Fines and forfeitures	5,000	
Sales income	300	
<b>Total Other Funds Revenue</b>	<b>\$ 1,177,000</b>	<b>100%</b>
<b>Lottery Funds</b>	\$ -	0%
<b>Federal Funds</b>	\$ -	0%
<b>Total Revenues</b>	<b>\$ 1,177,000</b>	<b>100%</b>

# Board of Psychologist Examiners Expenditures by Category

**\$1.1 Million Total Funds**



# Board of Psychologist Examiners

## Key Funding Issues

- Financial stability
  - Fee increase needed to maintain healthy ending balance, allow Board to honor its public protection obligations
  
- Increased demand for legal resources
  - Increasing number of licensees under investigation who retain legal counsel when faced with investigation
  - Contributes to more contested cases, lengthened hearings, increased costs
  - Outpaces the budget for Professional Services and Attorney General costs for most small agencies

# Board of Psychologist Examiners Budget History

	2005-07 Actuals	2007-09 LAB	2009-11 EBL	2009-11 GRB	Change from LAB		Change from EBL	
General Fund	\$0	\$0	\$0	\$0	\$0	-	\$0	-
Lottery Funds	\$0	\$0	\$0	\$0	\$0	-	\$0	-
Other Funds	\$720,718	\$905,903	\$971,603	\$1,103,263	\$197,360	21.8%	\$131,660	13.6%
Federal Funds	\$0	\$0	\$0	\$0	\$0	-	\$0	-
Total Funds	\$720,718	\$905,903	\$971,603	\$1,103,263	\$197,360	21.8%	\$131,660	13.6%
Positions	3	4	3	4	0	0.0%	1	33.3%
FTE	3.00	3.58	3.00	4.00	0.42	11.7%	1.00	33.3%