

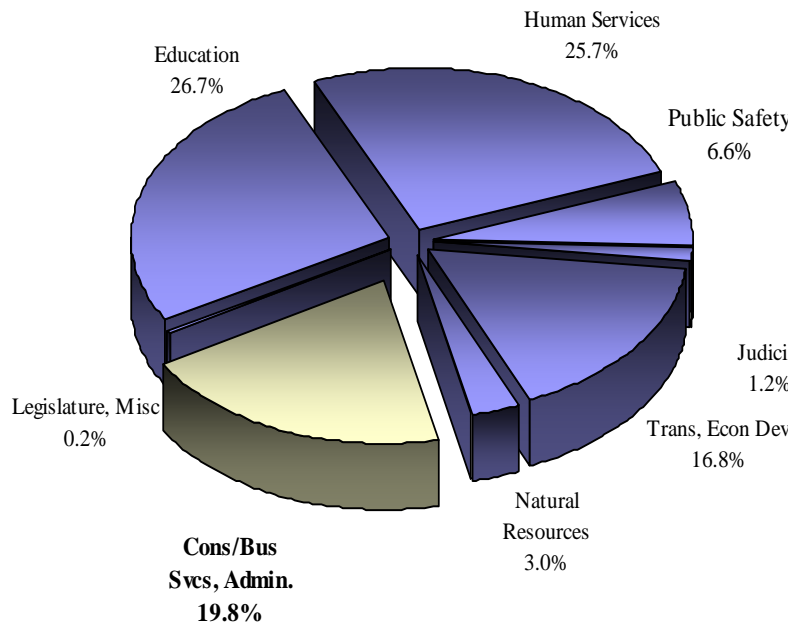
2009-11 Governor's Budget

**Board of Licensed Professional
Counselors & Therapists**

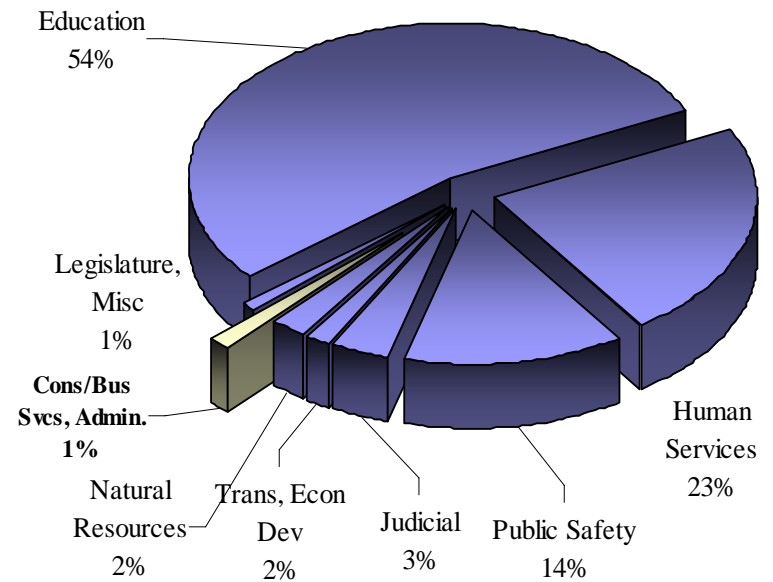
Rachel Nolin – February 5, 2009

2009-11 Statewide by Program Area

Statewide: \$54 Billion Total Funds

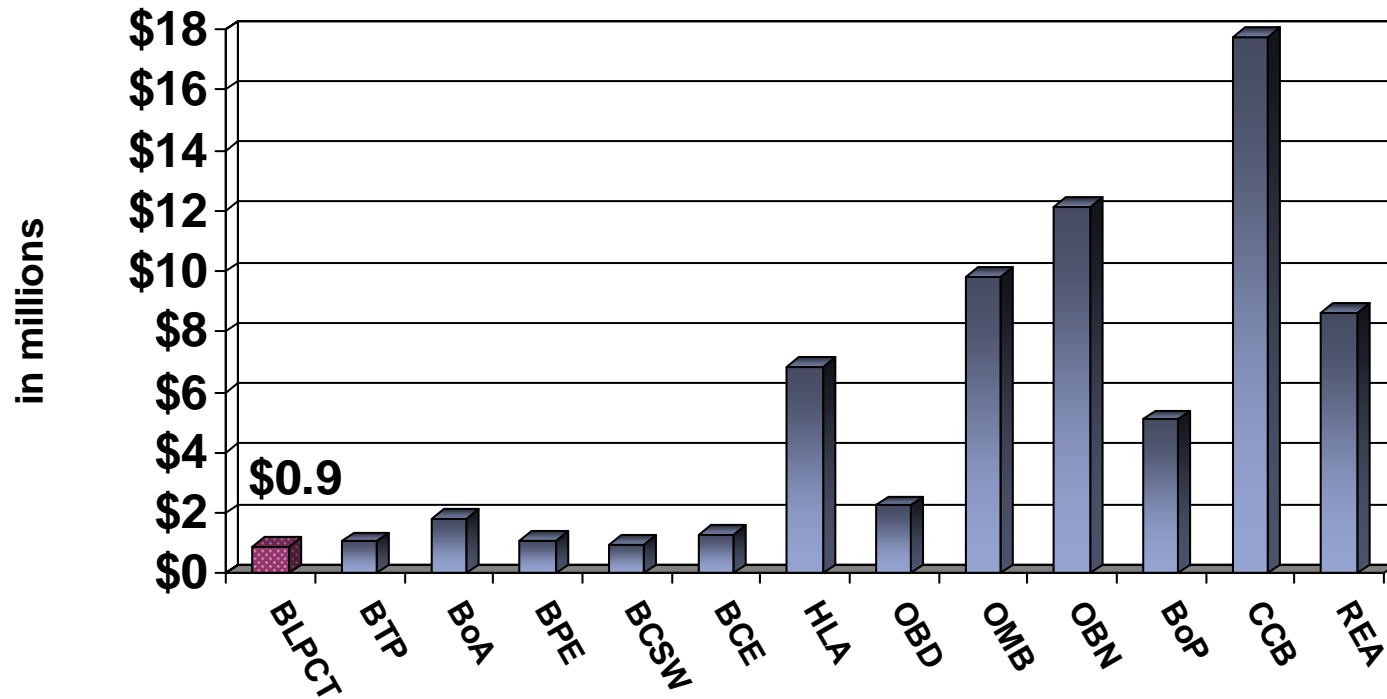


\$15.8 Billion General, Lottery Funds



2009-11 Program Area Consumer & Business Services

Comparison of Boards and Small Agencies



Board of Licensed Professional Counselors & Therapists

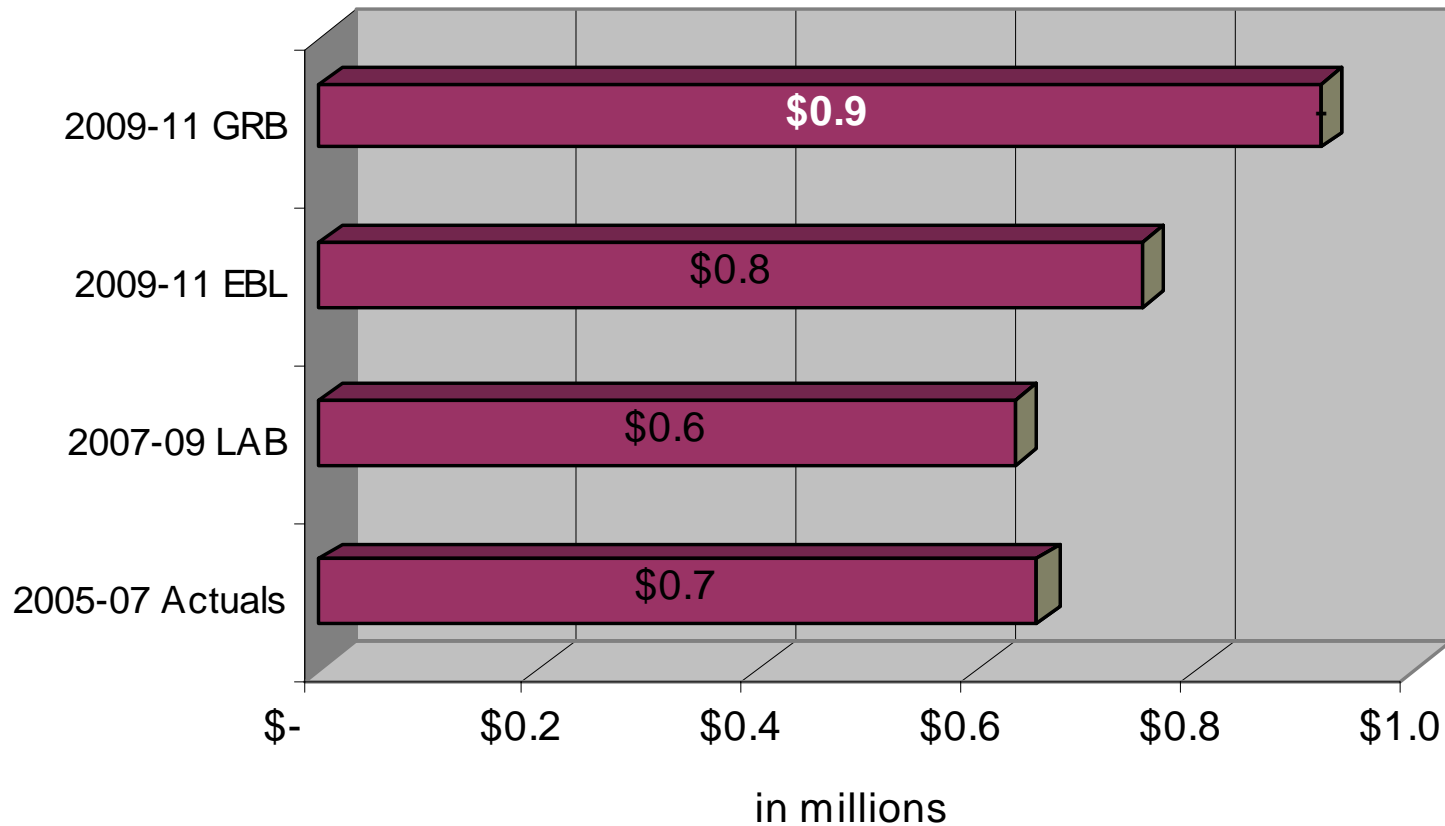
Policy Issues

Public protection:

- Lack of investigative resources
 - No professional investigator on staff
 - Complaints backlog

- Licensing exemptions
 - Limited public protection
 - “Practice Act” sought by some stakeholders

Board of Licensed Professional Counselors & Therapists Budget History

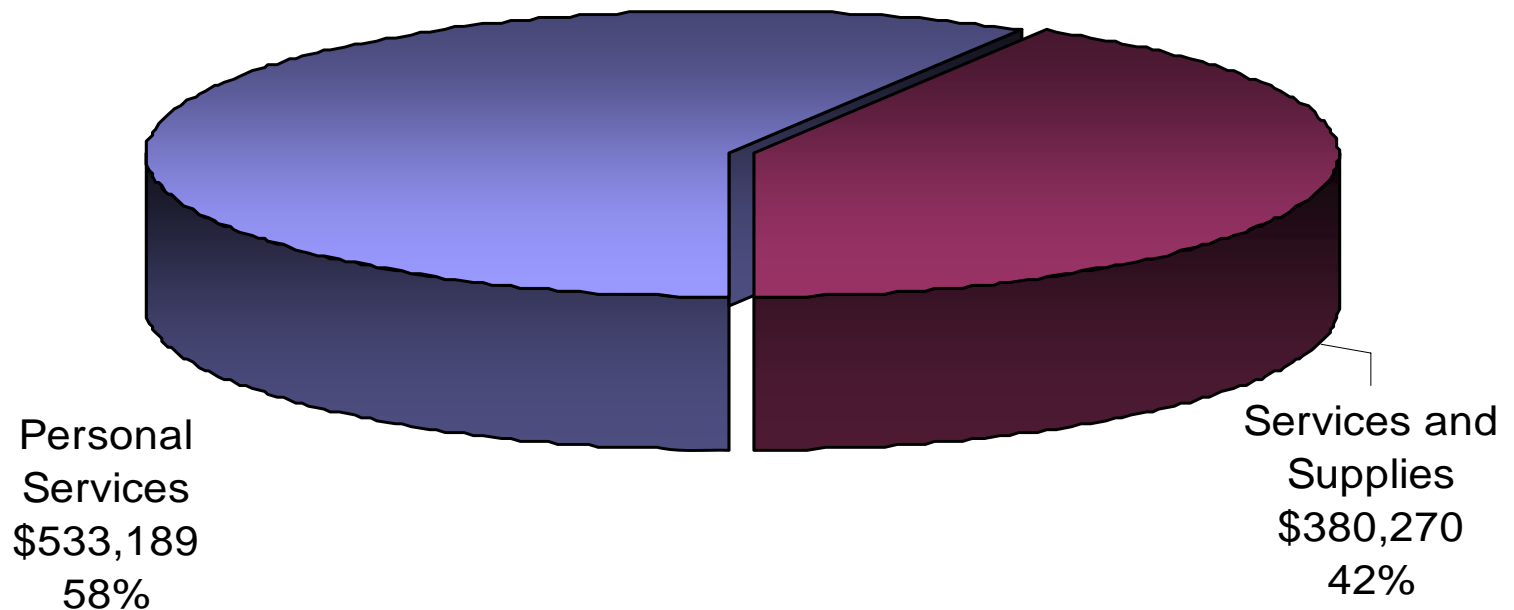


Board of Licensed Professional Counselors & Therapists Revenue

General Fund	\$ -	0%
Other Funds		
Licenses and fees	1,131,750	
Charges for services	5,000	
Fines and forfeitures	5,000	
Other	60	
Total Other Funds Revenue	\$ 1,141,810	100%
Lottery Funds	\$ -	0%
Federal Funds	\$ -	0%
Total Revenues	\$ 1,141,810	100%

Board of Licensed Professional Counselors & Therapists Expenditures by Category

\$913,459 Total Funds



Board of Licensed Professional Counselors & Therapists

Key Funding Issues

■ Financial stability

- Fee increase needed to allow Board to honor its public protection obligations and maintain a healthy ending balance
 - Provide resources for staff investigator
- Balance public safety with financial integrity in difficult times

■ Increased demand for legal resources

- Increasing number of licensees under investigation who retain legal counsel when faced with investigation
 - Contributes to more contested cases, lengthened hearings, increased costs
 - Outpaces the budget for Professional Services and Attorney General costs for most small agencies

Board of Licensed Professional Counselors & Therapists Budget History

	2005-07 Actuals	2007-09 LAB	2009-11 EBL	2009-11 GRB	Change from LAB		Change from EBL	
General Fund	\$0	\$0	\$0	\$0	\$0	-	\$0	-
Lottery Funds	\$0	\$0	\$0	\$0	\$0	-	\$0	-
Other Funds	\$655,496	\$635,668	\$751,671	\$913,459	\$277,791	43.7%	\$161,788	21.5%
Federal Funds	\$0	\$0	\$0	\$0	\$0	-	\$0	-
Total Funds	\$655,496	\$635,668	\$751,671	\$913,459	\$277,791	43.7%	\$161,788	21.5%
Positions	3	3	3	5	2	66.7%	2	66.7%
FTE	2.00	2.50	2.50	3.50	1	40.0%	1.00	40.0%